

# Virtual Language Course Design for Reflective Learning

28 July, 2020 (Tuesday) 2PM

Park Mihi (Centre for Language Studies)

# Frequent questions from past sessions

1. I learnt about so many online tools. But the problem is I am not sure what to choose.
2. I have been using many interesting teaching materials in the classroom, but they are difficult to convert to online. What should I do?
3. I want to observe the overall group activities in breakout rooms in Zoom. But I can be in one room at a time. Is there a way?
4. How to ensure the students are all ok and catching-up in online lecture?
5. The students need to listen & repeat, and talk to each other as much as possible. But how can they do that in online course?
6. How can I make my online-based tests reliable and valid?

# Provide all the details

- at the beginning
- in one place

**Korean5 Overview**  
Semester Overview and Module Information

**Module Description**

**Introduction**

Korean 5 is an advanced Korean module for students who completed Korean 4 (LAK3202) at NUS, or passed a placement test for Korean 5. This course is designed in a blended learning mode and adopted flipped classroom. Therefore, asynchronous eLecture (recorded) is playing a significant role in running a course and helping you understand what to expect for the coming synchronous Zoom lectures.

Regarding content, the course will introduce vocabularies and functions in talking about university life, university facilities, weather, transport, tour, cultural experiences, health, invitation, visiting, and various gatherings. Although proposed topics would be familiar from previous modules, I will proceed to the next level of those topics in inviting functions such as formal speech, quoting

**Weekly Routine**

**Weekly Schedule**

Semester	Lectures	Submissions
Week 1	20-Aug - 24-Aug Chapter 1 Chapter 2	Pre-term survey
Week 2	27-Aug - 29-Aug Chapter 3	
Week 3	31-Aug - 03-Sep Chapter 4	
Week 4	05-Sep - 09-Sep Chapter 5	Group Project (20% team grade)
Week 5	11-Sep - 13-Sep Chapter 6	
Week 6	15-Sep - 19-Sep Chapter 7	
Week 7	21-Sep - 25-Sep Chapter 8	
Week 8	27-Sep - 30-Sep Chapter 9	Assignment 1 (Blog post on the topic)
Week 9	02-Oct - 06-Oct Chapter 10	
Week 10	08-Oct - 12-Oct Chapter 11	
Week 11	14-Oct - 18-Oct Chapter 12	Assignment 2 (Journal article)
Week 12	20-Oct - 24-Oct Chapter 13	
Week 13	26-Oct - 30-Oct Chapter 14	
Week 14	01-Nov - 05-Nov Chapter 15	
Week 15	07-Nov - 11-Nov Chapter 16	
Week 16	13-Nov - 17-Nov Chapter 17	
Week 17	19-Nov - 23-Nov Chapter 18	
Week 18	25-Nov - 29-Nov Chapter 19	
Week 19	01-Dec - 05-Dec Chapter 20	
Week 20	07-Dec - 11-Dec Chapter 21	
Week 21	13-Dec - 17-Dec Chapter 22	
Week 22	19-Dec - 23-Dec Chapter 23	
Week 23	25-Dec - 29-Dec Chapter 24	
Week 24	31-Dec - 04-Jan Chapter 25	

**Students' Responsibility**

**Learn typing in Korean**

Please familiarise yourself with Korean keyboard and typing in Korean. There will be activities that you need to type-in Korean for Zoom lectures and submissions.

**eLecture**

Must study an eLecture that you can find in LumiNUS>Multimedia.

- 1) Watch the recorded eLecture.
- 2) Complete the eLecture handout.
- 3) Do the preparation works that are instructed in eLecture

**Zoom Lecture**

Must attend Zoom lectures

**Continuous Assessment**

**Weekly Reflection**

This weekly reflection (writing in Korean) is to help you develop ability to monitor and manage your own learning (10 weeks: Week 2-5, Week 7-12).

The evaluation criteria is *NOT* Korean language accuracy, but the quality of writing. Please find out more the advantages of reflective learning. Please submit it once a week by Sunday night.

**Group Assignment**

**Platform**

**LumiNUS**

Mainly from Me to You information (emails, eLecture links, file upload)

**MS Teams**

Submission & Feedback Platform

- 1) Weekly Reflection
- 2) Assignments

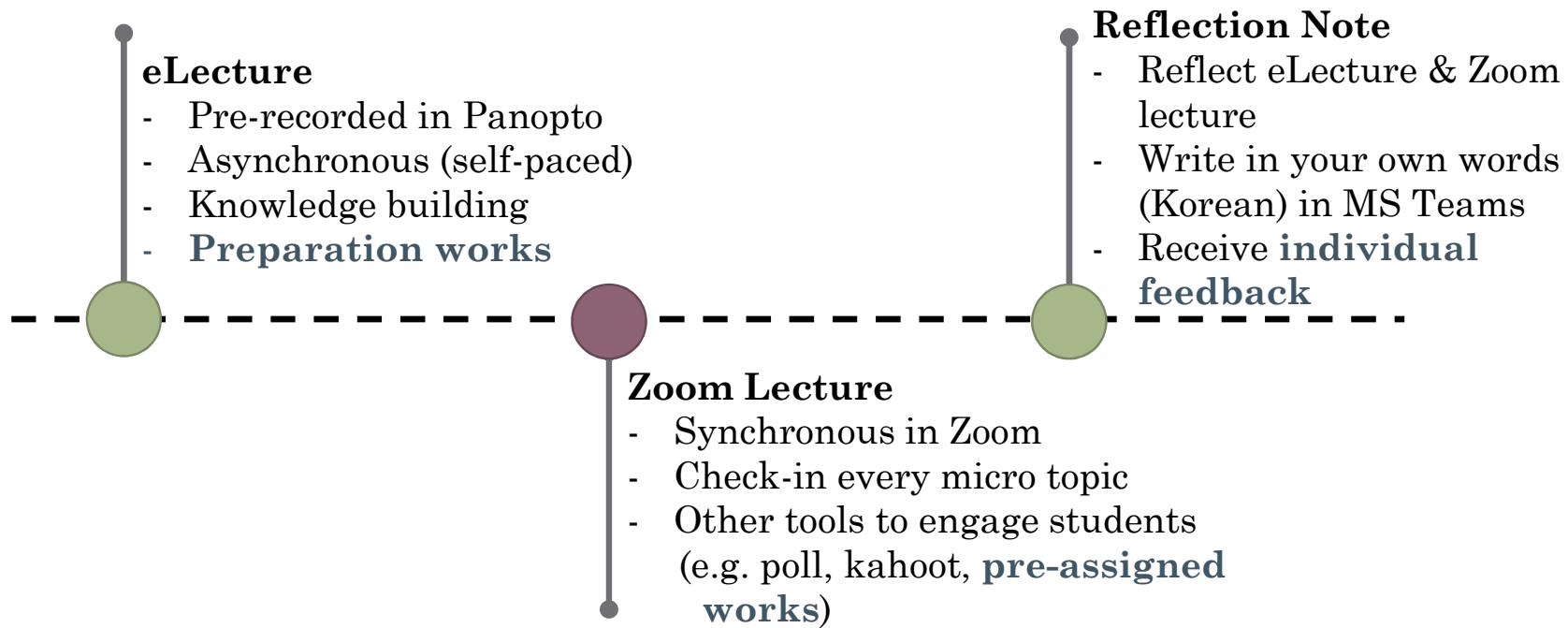
Also, feel free to post any questions that you have.

# At the beginning of Semester

- Starts with a survey, Ice-breaker lecture, free & easy session for **bonding first**
- **Explicit instruction** as much as possible
- **Designate one (virtual) place** to access to various platforms
- **Assessment schedule** shared in advance



# Weekly Structure



# eLecture Structure

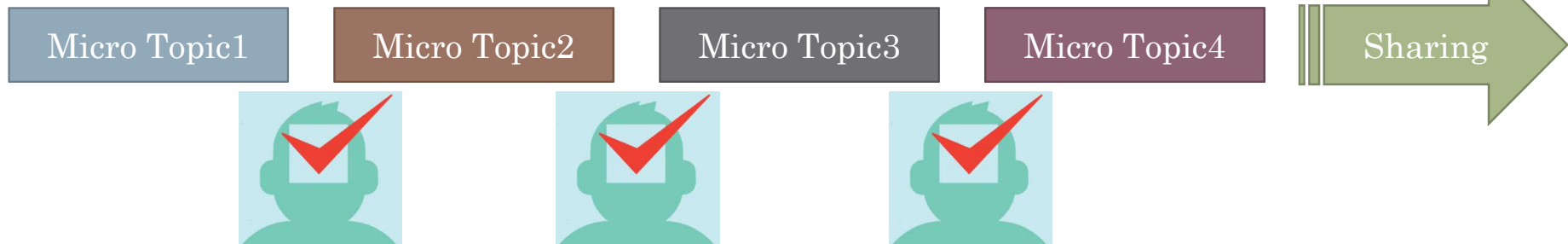
- Contextualisation
- Vocabulary introduction
- Target grammar structure with (challenging) rote practice
- Preparation for Zoom Lecture
  - Read/Listen/Watch for discussion
  - Answer for the questions in open forum
  - Read others' opinion



Microsoft Teams

# Zoom Lecture Structure

- Micro topics within one lecture (chapter)
  - **e.g. Weather:** weather forecast, local weather, bothered by weather, preferred weather for various occasions
- A pause, reflect, and ask after each Micro topic
- Platforms to share their production (oral and written) after the lecture
  - [Flipgrid](#)
  - [Mural](#)



# Reflection Note?

- via MS Teams
- Enables individual feedback
- Personalised learning
- Students need a guide and training

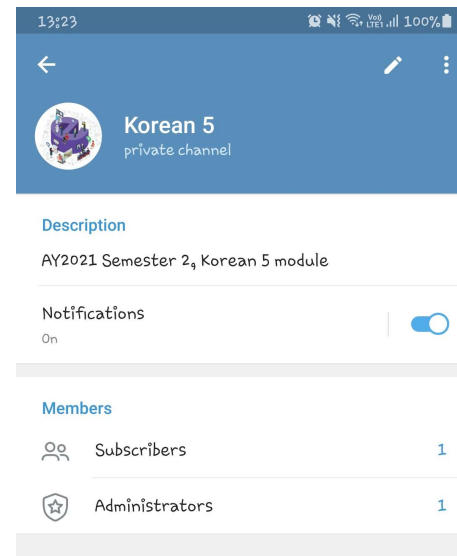


# Reflection Note: Guide questions

- [During eLecture]** I learnt and noticed ...  
I wondered ...  
I wanted to find out ...  
So, I did....
- [During Lecture]** I could resolve ...  
I could find further ...  
I was not still clear about .... Therefore, I want to ...  
I want to find out further of ...  
After the class, I did....
- [Language & Culture]** Things I notice about language and culture  
Material/Media/Resource:  
please share some detailed information about that  
encounter when you noticed about language and culture

# Tools that I engage

- Flipgrid
- Mural
- Telegram
- Zoom Poll
- Kahoot



# Assessment

- Continuous Assessment
  - Portfolio (including Reflection Note)
  - Group/individual Assignments (production after Zoom lecture)
  - Interview
  - Presentation
  - Quiz (reduced weightage)

<http://blog.nus.edu.sg/mihi/>

Feel free to contact me  
([mpark@nus.edu.sg](mailto:mpark@nus.edu.sg)) to request  
any documents or information!!

