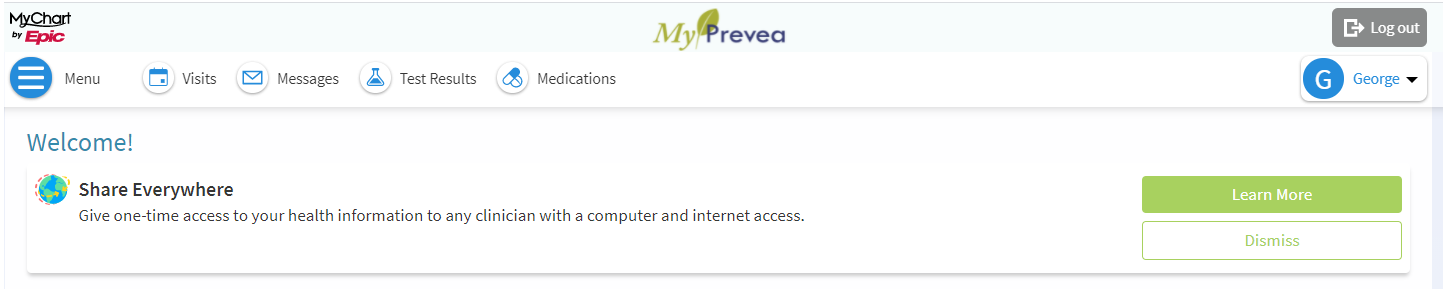
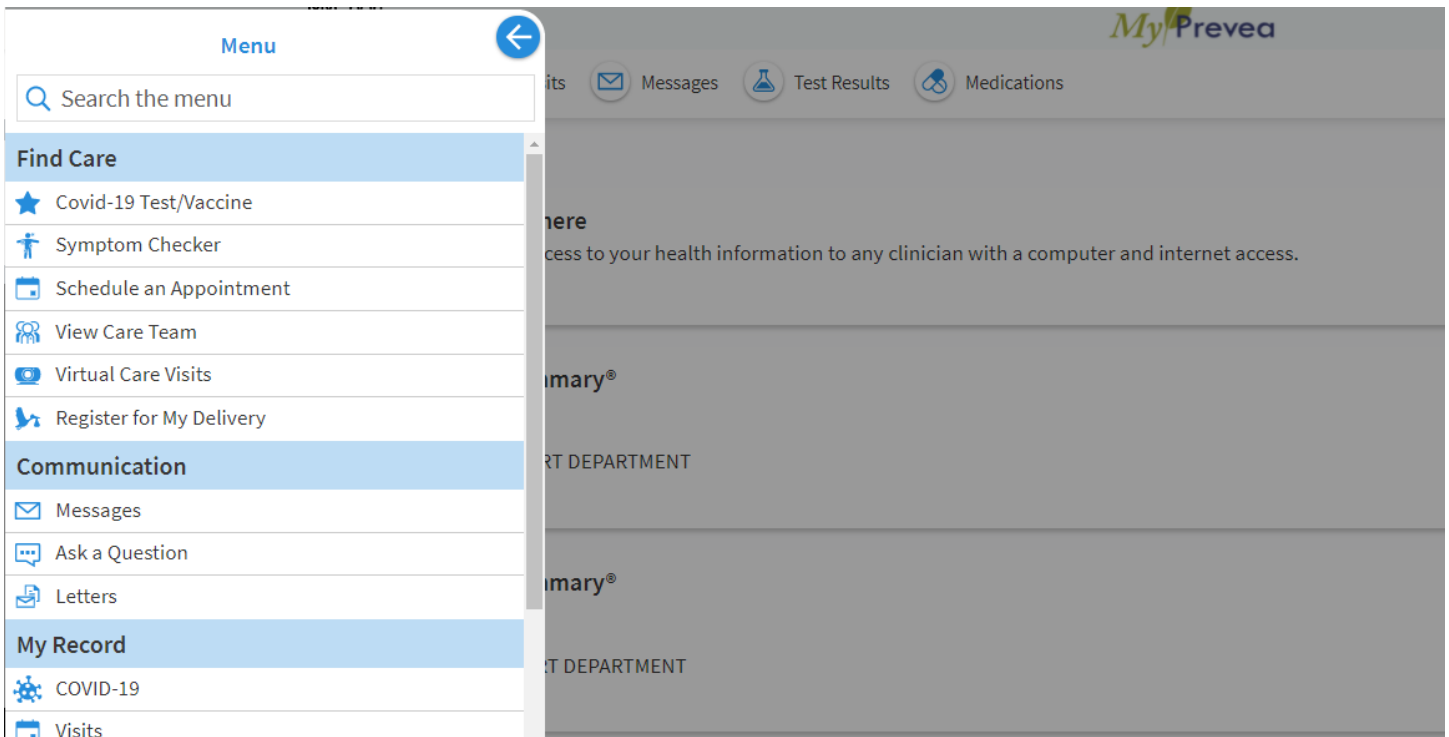


## Student COVID-19 Vaccination/Testing Instructions

Once you have created your MyPrevea account, log in to your account to schedule your vaccine.



Under the **Menu** tab, select **Covid-19 Test/Vaccine**:



# Select **STUDENTS/STAFF – UWGB, Lakeland and UWO COVID19 Testing/Vaccine.**

E COVID-19 Test



Select one of the symptoms below to get started.  
Or, [view your symptom checker history.](#)

**If you are looking for a COVID-19 Vaccination and don't see that as an option, online scheduling is not yet available in your area.**

Please call 911 if you have an emergency or urgent medical question.

## General Public COVID-19 Testing

If you are concerned you might have been exposed to or are experiencing symptoms of COVID-19, choose this option to determine next steps.

In progress

## COVID-19 Vaccination

Schedule your COVID-19 vaccinations here.

In progress

## STUDENTS/STAFF - UWGB, Lakeland, and UWO COVID19 Testing/Vaccine

---STUDENTS/STAFF ONLY--- Please choose this option if you are a student or faculty member of UWGB, Lakeland, or UWO. Testing is restricted to students and/or faculty of UWGB, UW-Oshkosh and Lakeland University. Vaccination clinics are restricted to students and/or faculty of UWGB and UWO

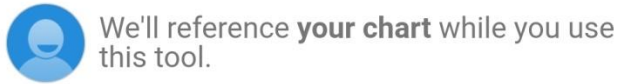


## PREVEA/HSHS STAFF AND FAMILY COVID TESTING

This link is for Prevea and HSHS staff and their household family members only.

Select the university or campus which you are a student or faculty member of.

E COVID-19 Test ✕ ⋮



Please choose where you are currently a student or faculty member:

UW Green Bay	UW Oshkosh
Lakeland University	

[Continue](#)

[Finish later](#) [Cancel](#)

Select **Vaccination** or **Testing**, depending on which appointment you'd like.

10:40 ↗ 📶 LTE 🔋

T COVID-19 Test Close



\*Do you want to schedule an appointment for vaccination or testing?

<u>Vaccination</u>	Testing
--------------------	---------


[Continue](#)

[Back](#) [Finish later](#)

[Cancel](#)

Select an available appointment.

### Schedule COVID-19 Vaccine


 **Please ensure you select the correct clinic location on next screen.**

Please allow 15 to 30 minutes after your vaccination for monitoring prior to leaving the clinic.

\*\*\*Please bring your schedule with you to your appointment. Vaccine distribution at the sites may vary and you may be required to schedule a second dose appointment for 21 or 28 days after your first vaccination.\*\*\*

\*Due to the sensitivity of the vaccine and workflow needed; please arrive on time for your vaccine. You may be denied your vaccine if arriving late.

Show all 

 **Providers** [Edit](#)  
CP CENTER COVID  
VACCINE


 **Locations** [Edit](#)  
PRV UWGB

 **Time**

 **Verify and schedule**

#### What time works for you?

Start search on

05/10/2021 

Times

All available times

Filter times

Monday May 17, 2021

7:10 AM

7:20 AM

7:30 AM

7:40 AM

7:50 AM

8:00 AM

8:10 AM

8:20 AM

8:30 AM

8:40 AM

8:50 AM

9:00 AM

9:10 AM

9:20 AM

9:30 AM

9:40 AM

9:50 AM

10:00 AM

10:10 AM

10:20 AM

Review your appointment date and time, and then confirm your appointment:

#### You're almost done...

Click the Schedule button if everything looks correct.

#### COVID-19 Vaccine with CP CENTER COVID VACCINE



Monday May 17, 2021  
7:10 AM (10 minutes)



Prevea Green Bay Area Mobile  
Immunization  
920-496-4700

**\*YOUR APPOINTMENT IS NOT CONFIRMED YET. TO COMPLETE YOU MUST  
CLICK THE 'SCHEDULE' OR 'SEND REQUEST' BUTTON BELOW**

What is the main reason for your visit?

(for any specific questions, please contact your provider's office)

#### Visit Instructions

You will need to wait 15 to 30 minutes after your vaccination for observation.

If you are new to Prevea, please bring a copy of your insurance card.



Schedule

## **FAQs regarding COVID-19 vaccination appointments**

### **What should I bring?**

- Face mask
- Your insurance card, if applicable and you are new to Prevea
- The vaccinator will need access to your upper arm to perform your vaccine; please dress with that in mind

### **What happens during a vaccination appointment?**

- To ensure your information is correct, please complete e-check in before arriving.
- It is recommended to not take Tylenol or ibuprofen prior to your immunization appointment, if possible.
- Your vaccinator will provide you with a vaccination card which includes the following details: the COVID-19 vaccine you received, the date you received it and where you received it.
- Please take a picture of this card for safekeeping; we are unable to issue replacement cards. Your immunization record will be electronically in your medical record-available through your MyPrevea account or through the Wisconsin Immunization Registry.
- You can receive a fact sheet that contains specific information about the vaccine you received to understand the risks and benefits of that particular vaccine.
- After you are vaccinated, you are required to wait at least 15 minutes before leaving. During this time, it's encouraged patients sign up for v-safe, a free tool that provides personalized health check-ins after you are vaccinated.

### **What to expect after getting the vaccine?**

- The COVID-19 vaccination will help protect you from getting COVID-19. You may have some side effects, which are normal signs that your body is building protection. These side effects may affect your ability to do daily activities, but they should go away in a few days. To access additional information, please visit <https://www.prevea.com/For-Patients>

If you are interested in receiving a different brand of vaccine at another location, more information can be found at: [prevea.com/vaccine](https://www.prevea.com/vaccine)