



# COLLEGE of CHARLESTON

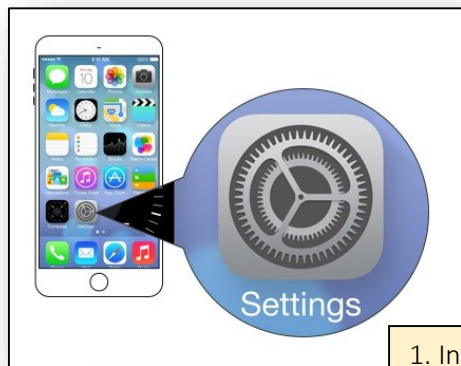
STUDENT INSTRUCTIONAL  
TECHNOLOGY SERVICES

## How to Connect to eduroam - iOS

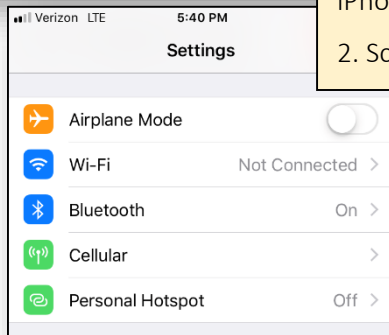
**eduroam** is the secure wireless network for our campus, for use by CofC students, staff, and faculty. Registered students, faculty, and staff must use eduroam to access the College of Charleston wireless network.

Don't forget that you can print from your own device, [click here](#) for details.

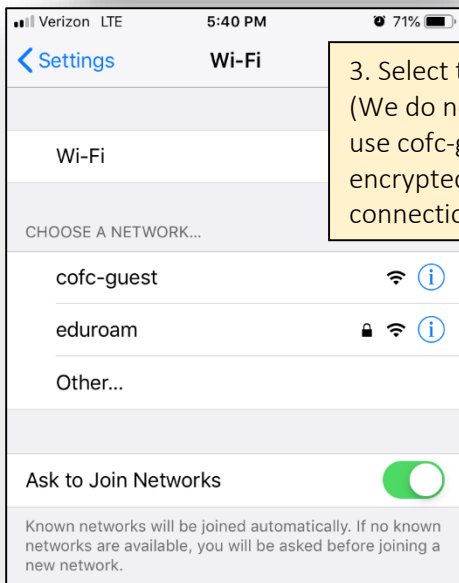
### Connecting your iOS device to eduroam



1. In your iOS device (iPod, iPhone, iPad), go to **Settings**
2. Scroll down and select **Wi-Fi**



3. Select the **eduroam** network (We do not recommend students use cofc-guest because it is not encrypted and is not a secure connection)



### For Students:

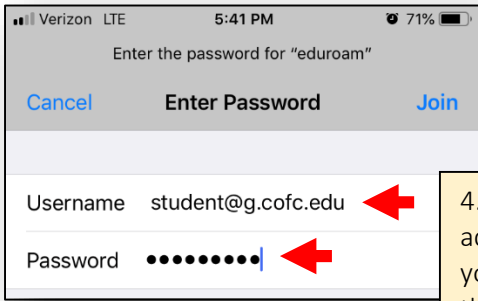
#### What is eduroam?

Click the link below to see a short YouTube video of **What is eduroam?**

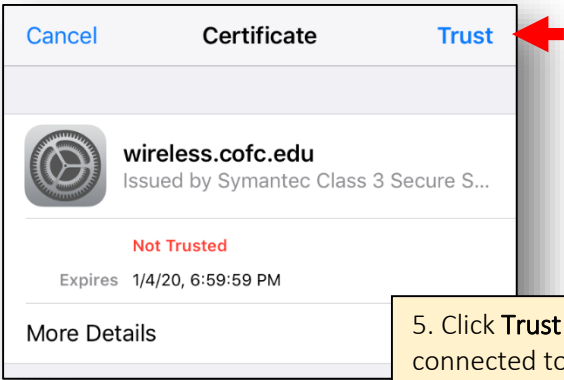
<https://youtu.be/TVcMcmZS3uA>

#### Is it Safe?

**eduroam** is encrypted using WPA2 AES Enterprise encryption standards. While this provides a level of security to your data, we cannot guarantee that your data is safe from breaches. Please take precautions to ensure that your data is protected.



4. Enter your g.cofc.edu email address for the username and your **MyCharleston** password for the password



5. Click **Trust** (once you click **Trust**, you will be connected to the **eduroam** network)  
6. Once you are connected to the **eduroam** network, you will see a check beside the network

