

School Quality and District Plan Survey

January 13 – March 2, 2017

South Orangetown Central School District



Project Overview

Positive school climate is an essential component of successful and effective schools. It is defined as shared beliefs, values, and attitudes that shape interactions among students, teachers, and administrators, while setting the parameters of acceptable behavior and norms for a school.

South Orangetown Central School District asked parents, staff, and students for feedback on school quality and district planning. The survey instrument used in this study measures the most important dimensions of a school's environment and allows districts to compare responses across respondent groups. Results will be used to inform decisions at the school and district level.

The survey instrument addressed the following topics:

- Overall quality of education
- Academic support
- Student support
- School leadership
- Family involvement
- Safety and behavior
- District goals

Technical Notes

K12 *Insight* emailed individual invitations with survey links to parents and staff members. Students used their student IDs to participate during school. Additionally, parents and community members also could access the survey via a public link on the district's website. Paper surveys were available on request.

The survey was open from Jan. 13 to Feb. 28. Reminders were sent on Jan. 24 and 31, and Feb. 6, 14, 21, and 27.

The survey was available in English and Spanish.

This report summarizes the district-level results.

Results do not reflect random sampling; therefore, they should not be generalized to all stakeholders. Rather, results reflect only the perceptions and opinions of survey participants.

Findings for each item in the report exclude participants who did not answer. In charts and graphs, data labels less than 5 percent are not shown.

Executive Summary

- A strong majority of participants in all four respondent groups rated the quality of their school or their child's school as excellent or good.
- Staff members were most favorable in responses about academic support, and social and emotional support (both 89%), and least favorable in responses about family involvement(81%).
- Parent and guardian responses were most favorable about promoting academic support and school operations (both 80%), and least favorable about health and safety (63%).
- Student responses were most favorable about academic support and family involvement (both 79%), and least favorable about health and safety (68%)
- 99% of staff and 85% of parent and guardians agreed that South Orangetown Central School District clearly communicates its educational goals to staff, parents, students, and the community.

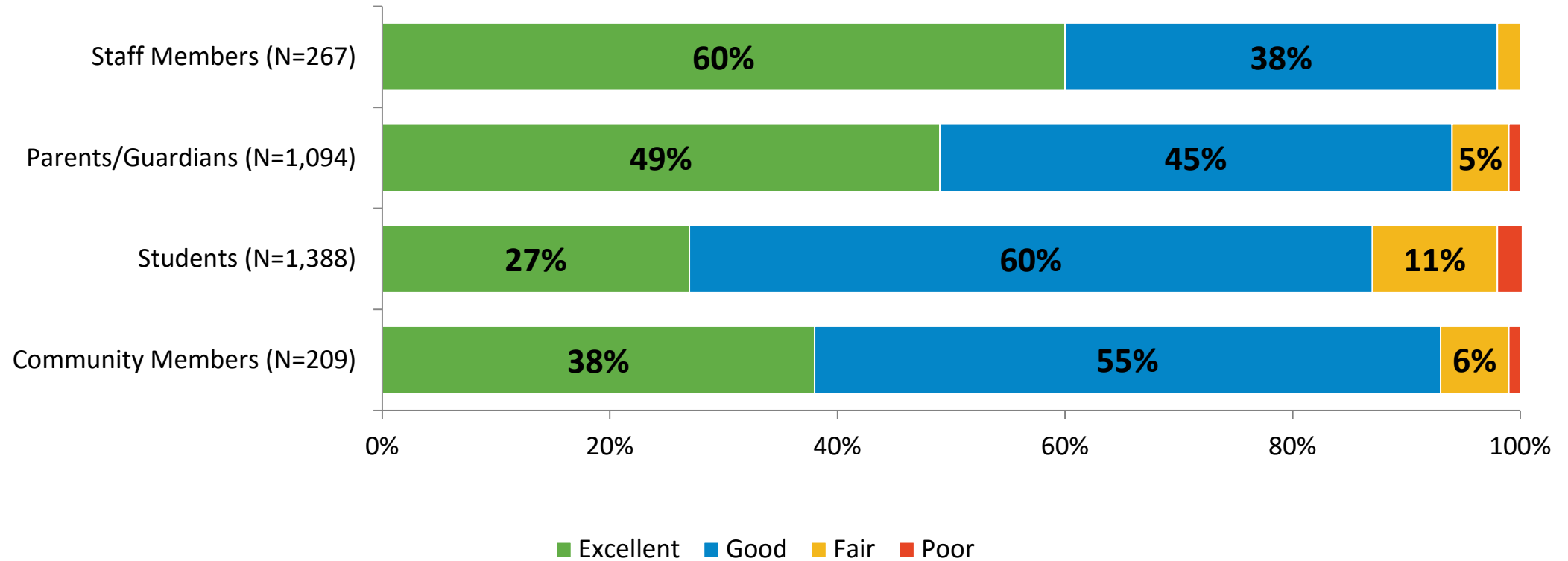
Participation

Nearly 3,000 survey responses were received. Students and parents account for the largest respondent groups.

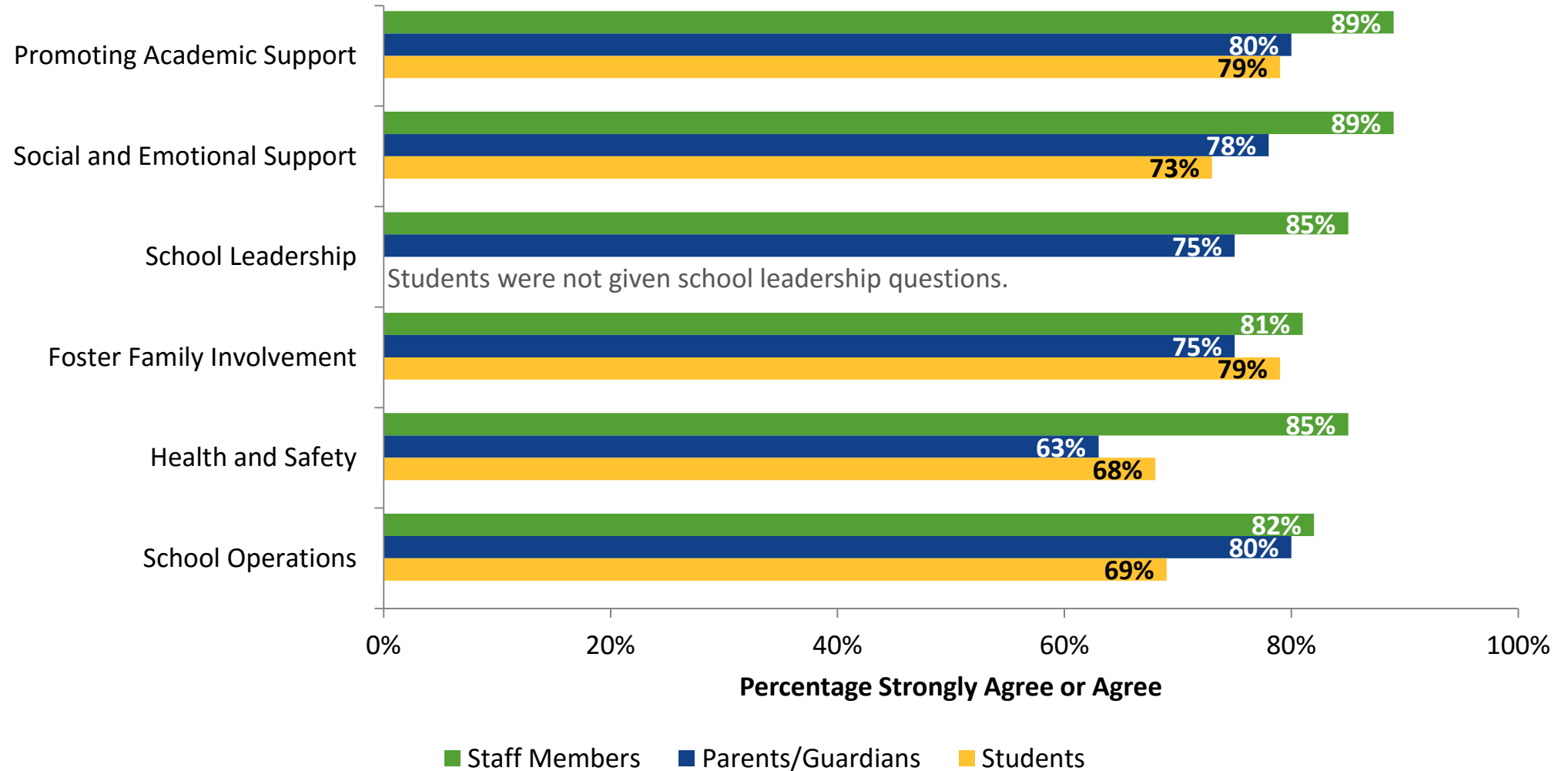
Respondent Group	Number of Invitations Delivered	Number of Responses	Response Rate	Public Access Link Responses	Total Responses
Staff Members	436	267	61%	N/A	267
Parents/Guardians	2,839	573	20%	522	1,095
Students	N/A	N/A	N/A	1,393	1,393
Community Members	338	57	17%	155	212

Overall Quality

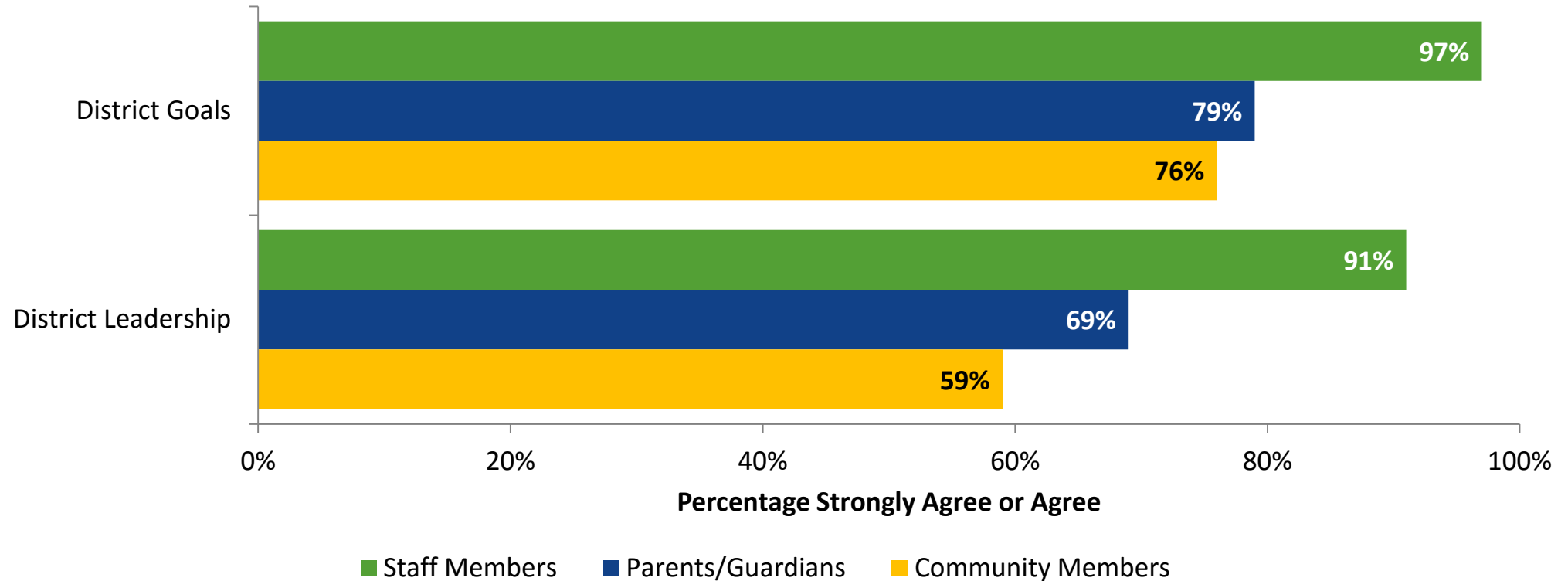
How would you rate the overall quality of the school/workplace?



Dimension Scores: Comparison by Respondent Type

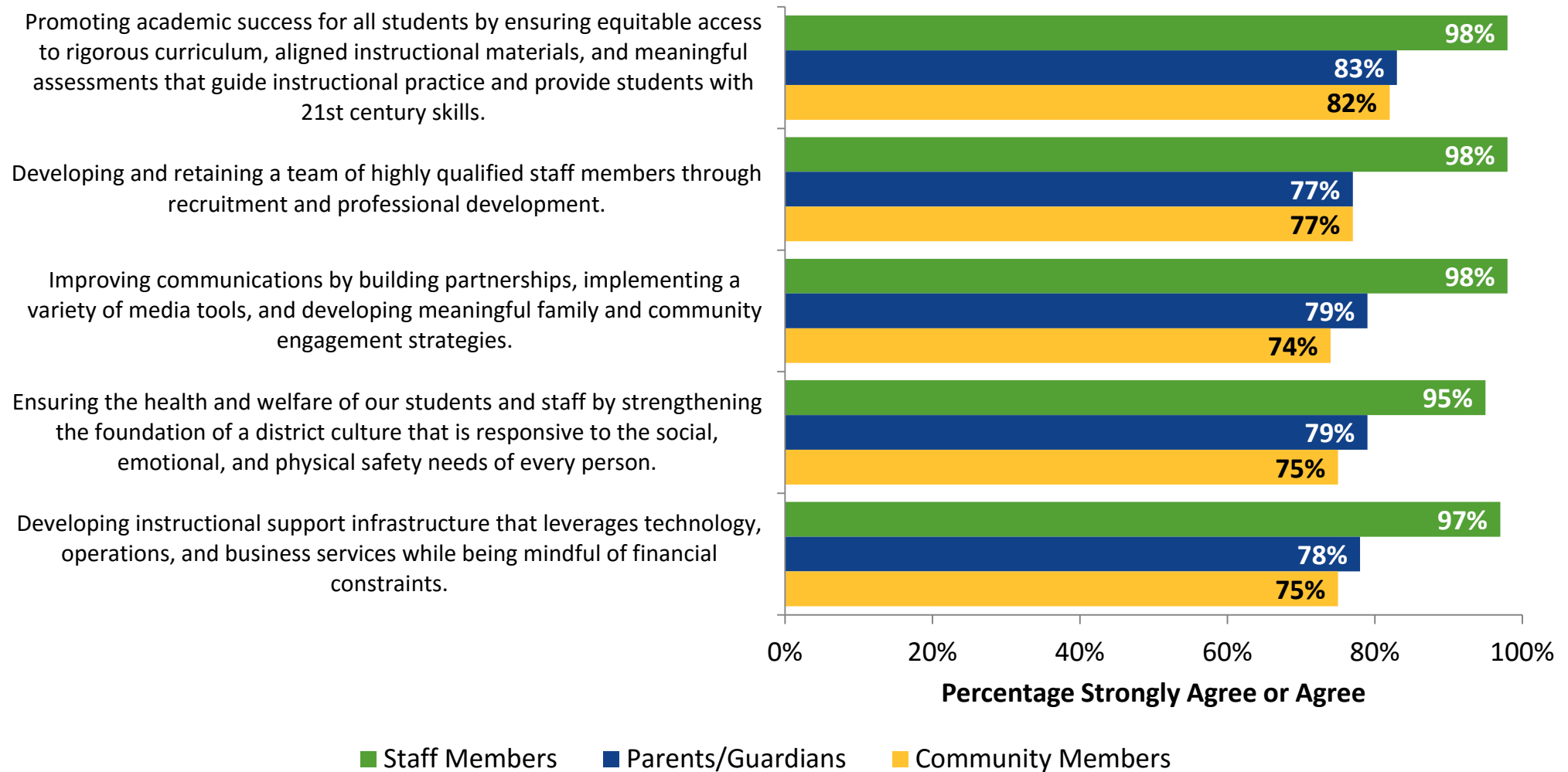


Dimension Scores: Comparison by Respondent Type (Continued)

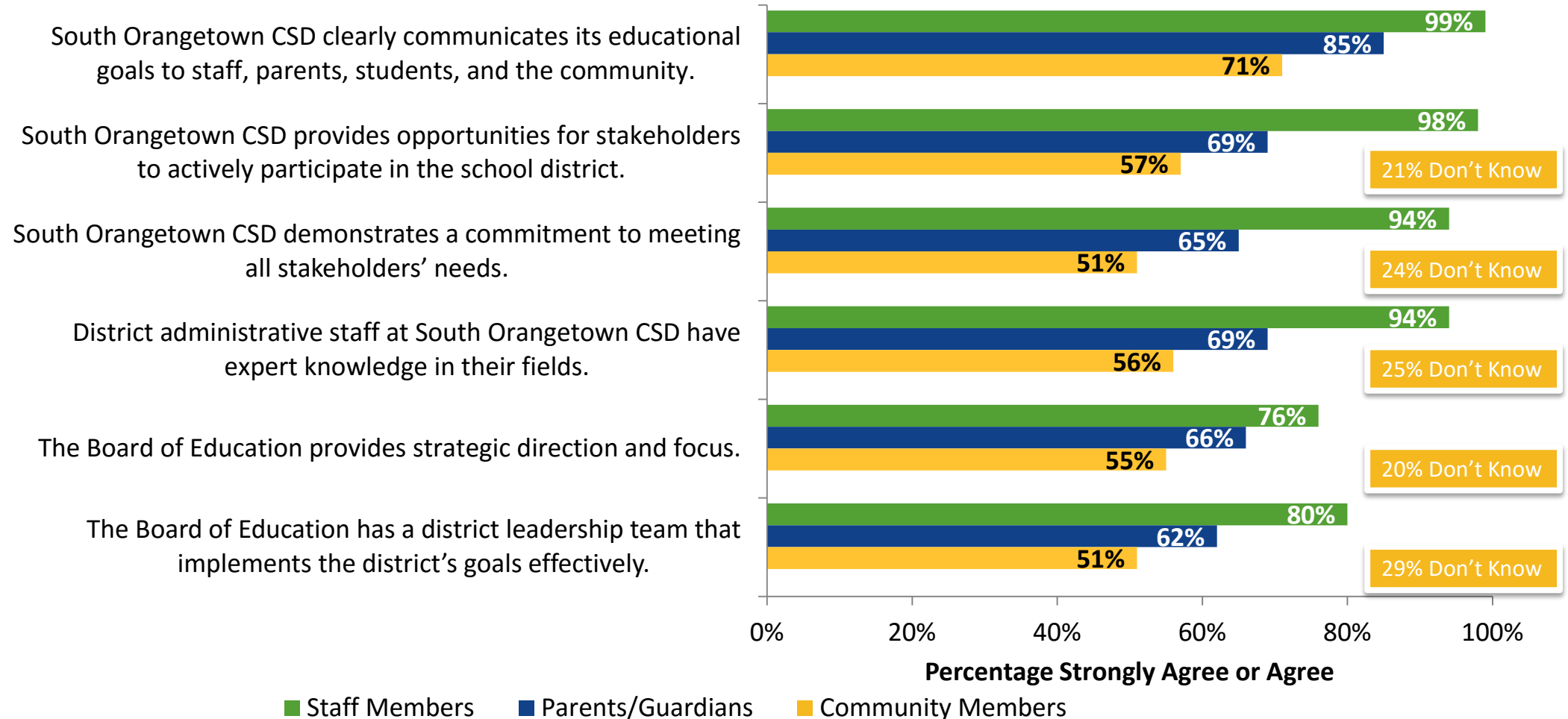


District Goals and Leadership

District Goals: Comparison by Respondent Type



District Leadership: Comparison by Respondent Type



*Don't Know percentages come from Community responses only.

High & Low Individual Items

Highest and Lowest Ranking Items – Parents/Guardians

Survey Item	Percentage Strongly Agree or Agree	Dimension
My child has the materials and resources he or she needs to do schoolwork.	93%	School Operations
Families are encouraged to attend school-sponsored activities, such as back-to-school night.	92%	Foster Family Involvement
Staff members and families treat each other with respect.	91%	Foster Family Involvement
I feel welcome in my child's school.	90%	Foster Family Involvement
This school has high learning standards for all students.	89%	Promoting Academic Support

Survey Item	Percentage Strongly Disagree or Disagree	Dimension
Bullying is a not a problem in our school community.	51%	Health and Safety
Student alcohol and/or drug use is not a problem in our school community.	41%	Health and Safety
I regularly access my child's teacher's website.	35%	Foster Family Involvement
I am kept informed about what my child is learning in school.	26%	Foster Family Involvement
Teachers' websites are regularly updated with helpful information to support my child's learning.	26%	Foster Family Involvement

Highest and Lowest Ranking Items – Students

Survey Item	Percentage Strongly Agree or Agree	Dimension
I have the materials and resources I need to do my schoolwork.	94%	School Operations
Staff members and families treat each other with respect.	92%	Foster Family Involvement
I access the Power School Portal to keep informed about how I'm doing in school.	92%	Foster Family Involvement
I feel physically safe during school-sponsored activities, such as sporting events, clubs, and extracurricular activities outside of regular school hours.	92%	Health and Safety
This school offers students a variety of activities and courses.	90%	Social and Emotional Support

Survey Item	Percentage Strongly Disagree or Disagree	Dimension
I have experienced direct bullying.	65%	Health and Safety
I have reported bullying to an adult.	64%	Health and Safety
I have intervened in a bullying situation.	63%	Health and Safety
I would use a phone app to report bullying incidents to school staff.	62%	Health and Safety
I access my class website to communicate and collaborate with my peers.	60%	School Operations

Highest Ranking Items – Community Members

Survey Item	Percentage Strongly Agree or Agree	Dimension
Promoting academic success for all students by ensuring equitable access to rigorous curriculum, aligned instructional materials, and meaningful assessments that guide instructional practice and provide students with 21st century skills.	82%	District Goals
Developing and retaining a team of highly qualified staff members through recruitment and professional development.	77%	District Goals
Ensuring the health and welfare of our students and staff by strengthening the foundation of a district culture that is responsive to the social, emotional, and physical safety needs of every person.	75%	District Goals
Developing instructional support infrastructure that leverages technology, operations, and business services while being mindful of financial constraints.	75%	District Goals
Improving communications by building partnerships, implementing a variety of media tools, and developing meaningful family and community engagement strategies.	74%	District Goals

Lowest Ranking Items – Community Members

Survey Item	Percentage Strongly Disagree or Disagree	Dimension
South Orangetown CSD demonstrates a commitment to meeting all stakeholders' needs.	25%	District Leadership
The Board of Education provides strategic direction and focus.	24%	District Leadership
South Orangetown CSD provides opportunities for stakeholders to actively participate in the school district.	22%	District Leadership
The Board of Education has a district leadership team that implements the district's goals effectively.	20%	District Leadership
District administrative staff at South Orangetown CSD have expert knowledge in their fields.	19%	District Leadership

Highest Ranking Items – Staff Members

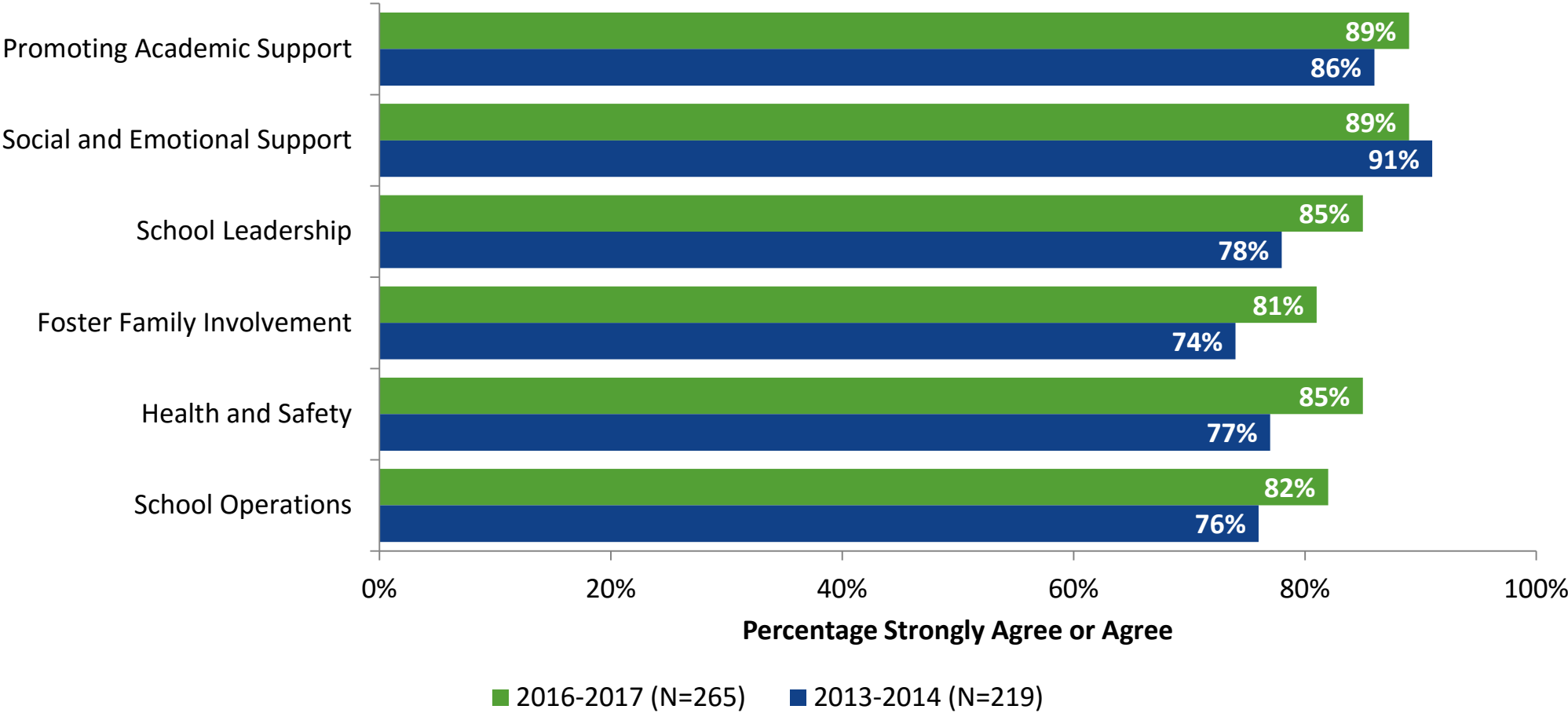
Survey Item	Percentage Strongly Agree or Agree	Dimension
South Orangetown CSD clearly communicates its educational goals to staff, parents, students, and the community.	99%	District Leadership
Promoting academic success for all students by ensuring equitable access to rigorous curriculum, aligned instructional materials, and meaningful assessments that guide instructional practice and provide students with 21st century skills.	98%	District Goals
Developing and retaining a team of highly qualified staff members through recruitment and professional development.	98%	District Goals
Improving communications by building partnerships, implementing a variety of media tools, and developing meaningful family and community engagement strategies.	98%	District Goals
South Orangetown CSD provides opportunities for stakeholders to actively participate in the school district.	98%	District Leadership

Lowest Ranking Items – Staff Members

Survey Item	Percentage Strongly Disagree or Disagree	Dimension
I use social media, such as Facebook, Twitter, and Google Plus, to enhance communication with families.	42%	Technology
Students do not threaten or bully each other in this school.	29%	Health and Safety
The Board of Education provides strategic direction and focus.	24%	District Leadership
Alcohol and/or drug use is not a problem at this school.	22%	Health and Safety
The Board of Education has a district leadership team that implements the district's goals effectively.	20%	District Leadership

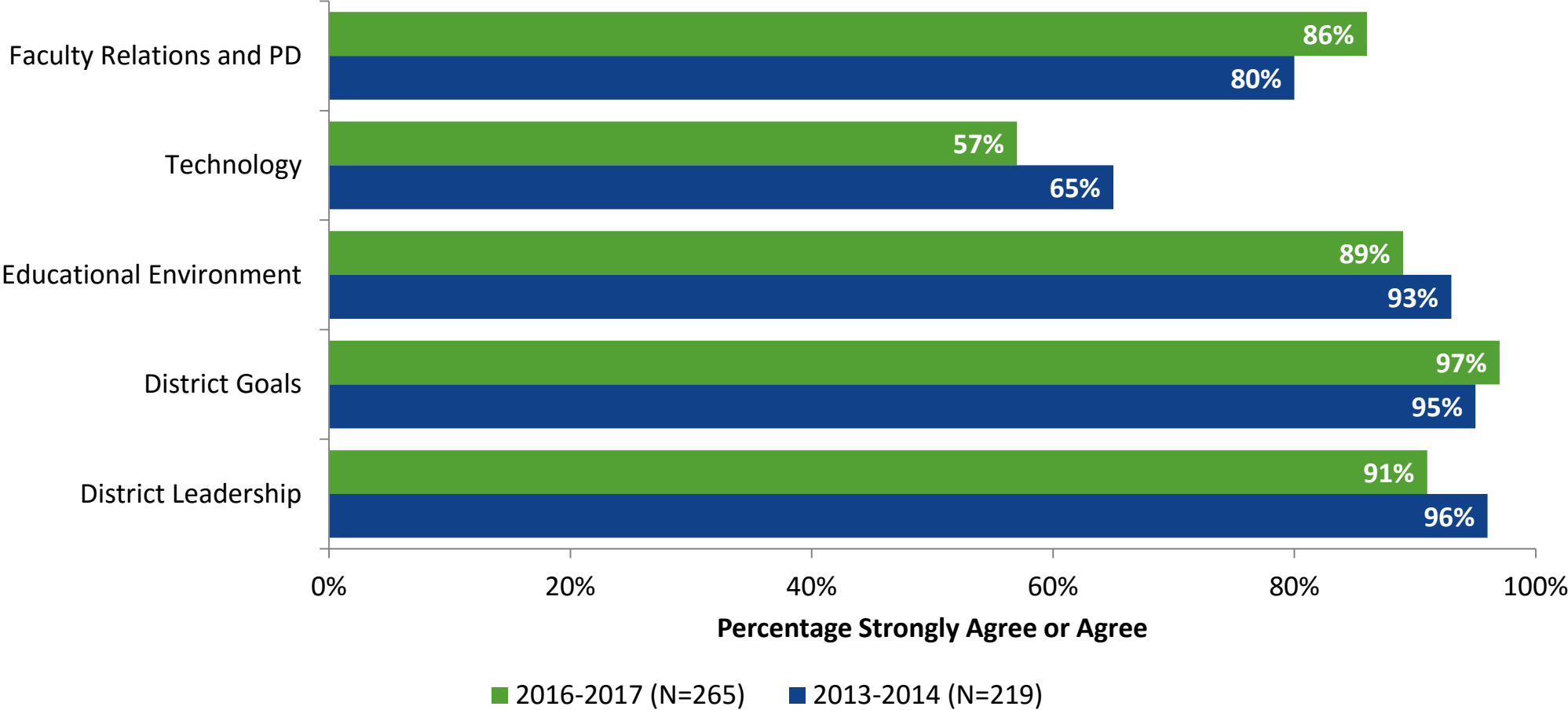
Staff Members

Dimension Scores: Comparison Over Time



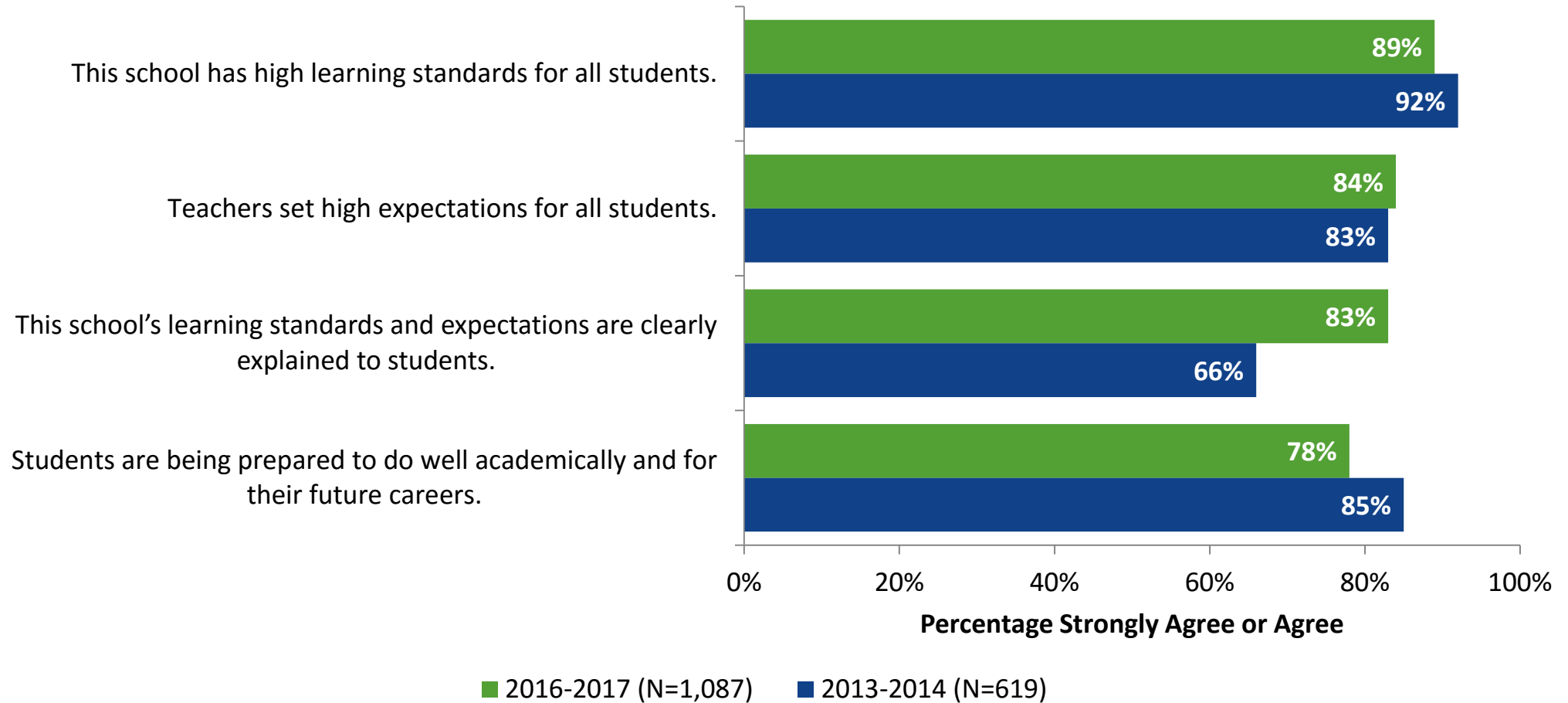
Note: This graph shows the combined Strongly Agree and Agree responses for all items within each dimension.

Dimension Scores: Comparison Over Time (Continued)

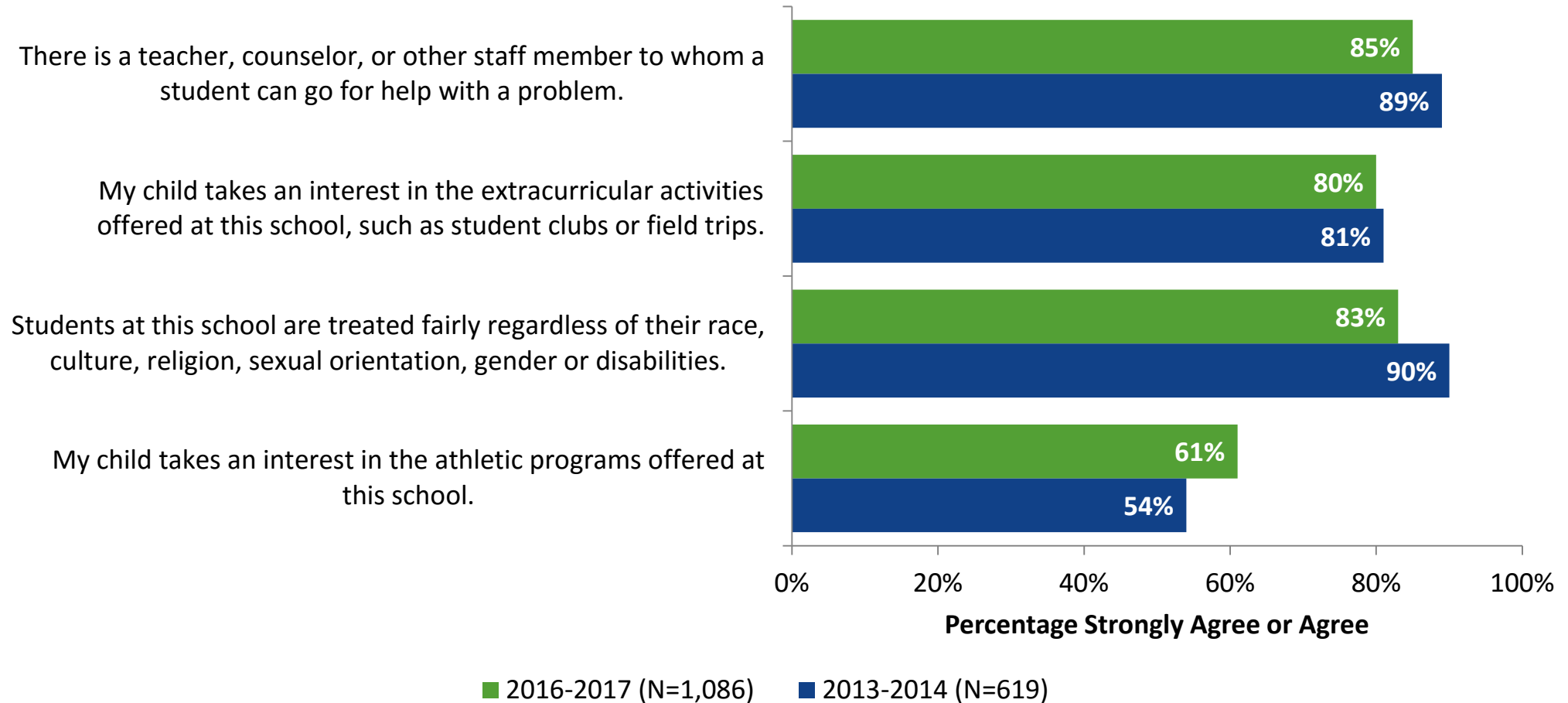


Parents/Guardians

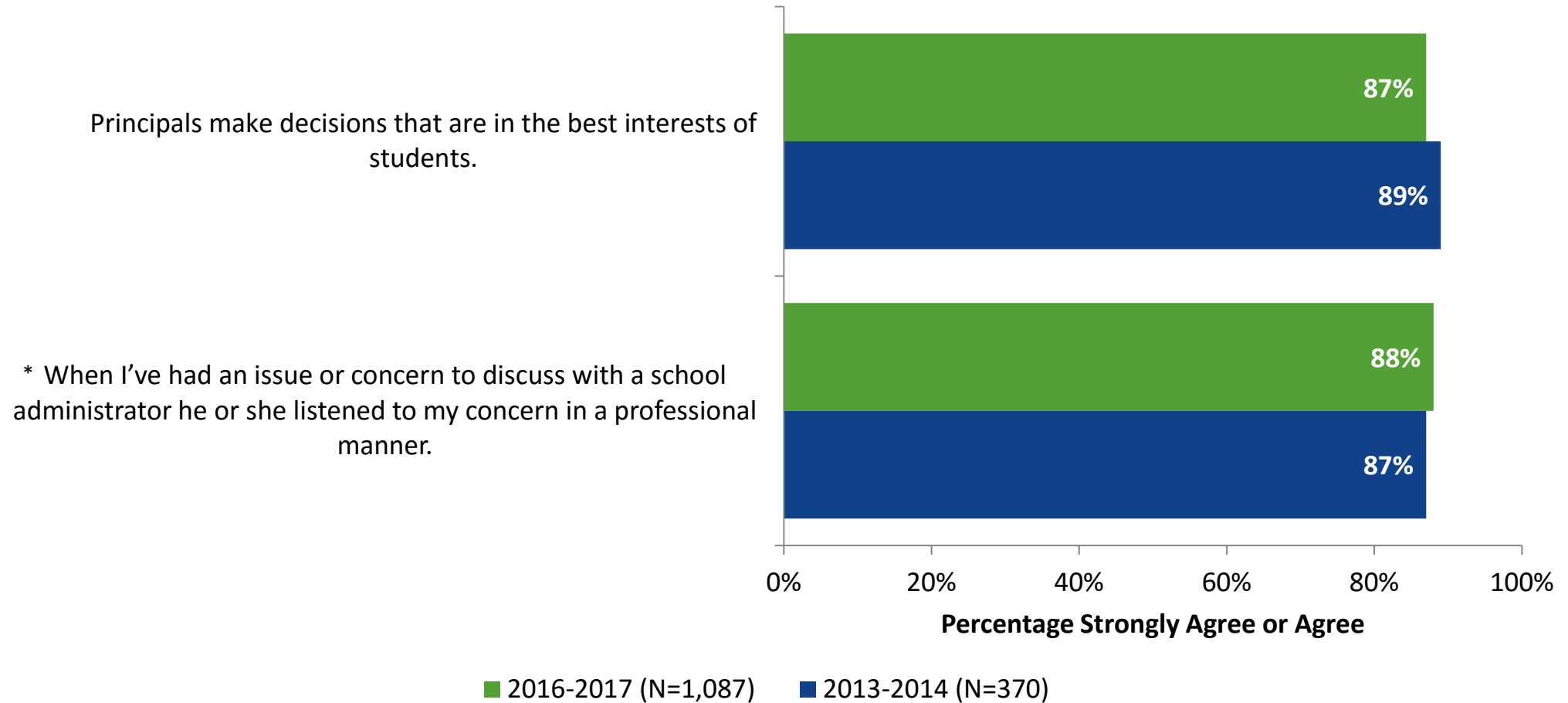
Promoting Academic Support: Comparison Over Time



Social and Emotional Support: Comparison Over Time

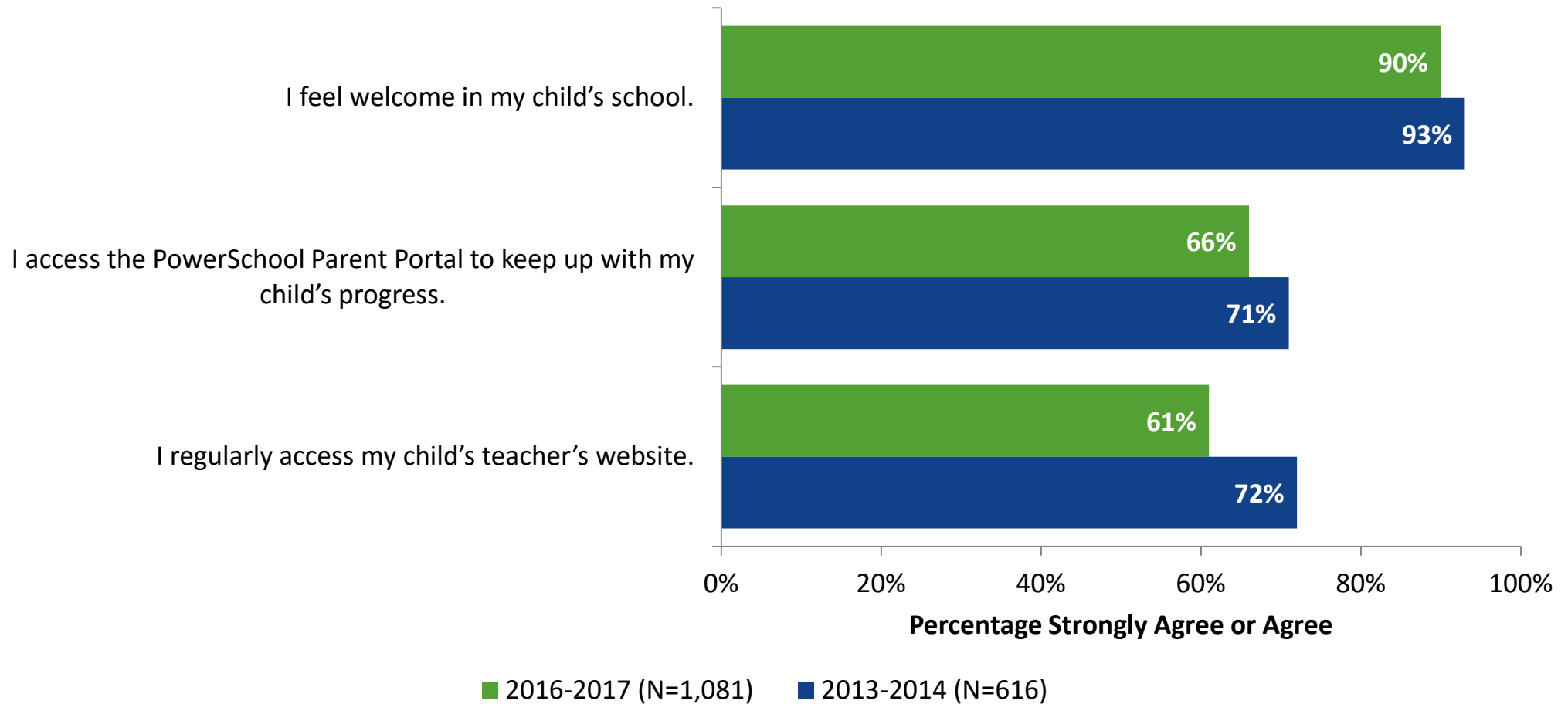


School Leadership: Comparison Over Time

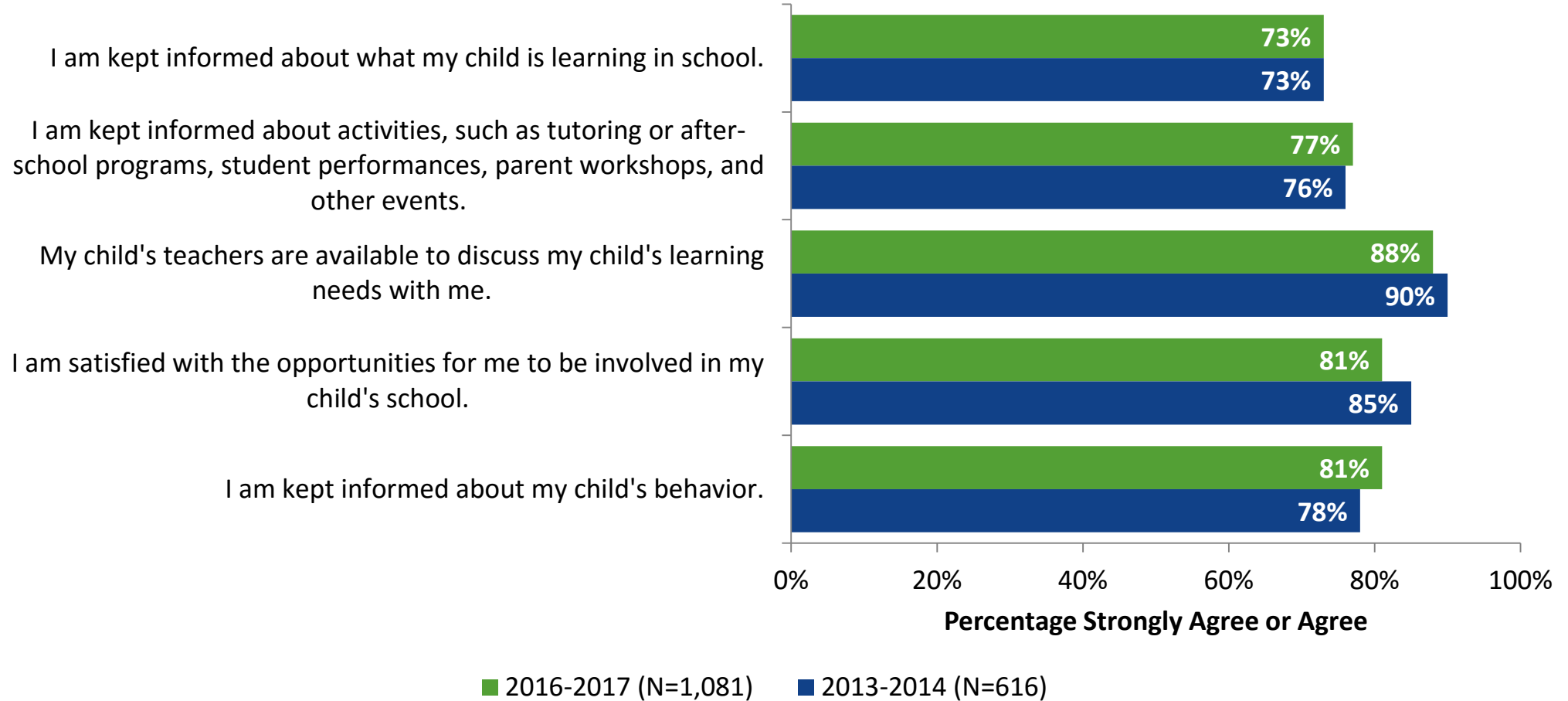


Notes: *Statement was only shown to participants who had an issue or concern to discuss with a school administrator.
Don't Know responses are excluded from calculation.

Foster Family Involvement: Comparison Over Time



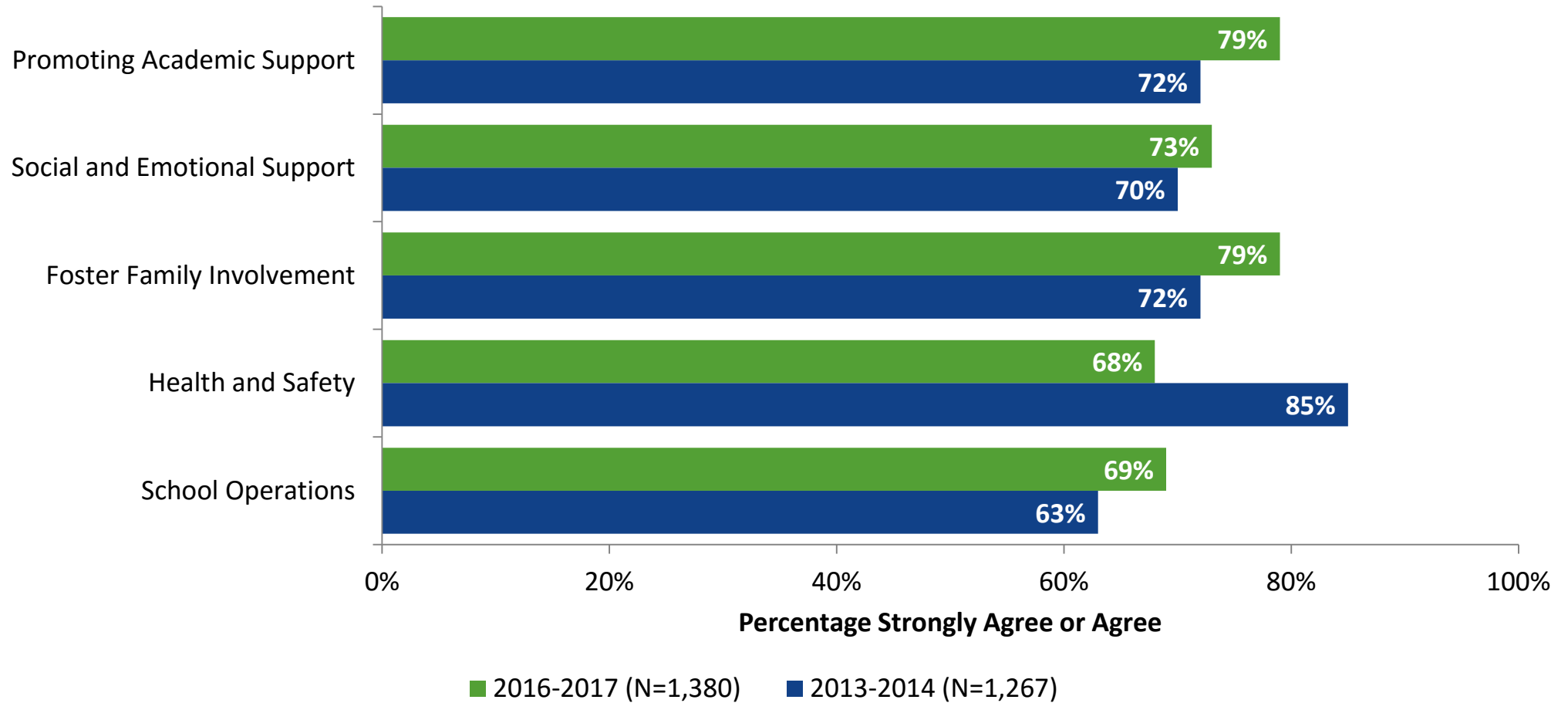
Foster Family Involvement: Comparison Over Time (Continued)



Students

Dimension Scores: Comparison Over Time

Dimension Scores



Thematic Analysis – Parents

Please tell us how your school can improve.

Enrichment: Many parents expressed support and appreciation for the enrichment opportunities provided by SOCSO. Several parents indicated that equity in signing up for events should be explored, as well as expanding the offerings.

Communication: Many parents said they need enhanced and timely communication from the district and teachers. Parents expressed frustration with seldom-updated teacher portals and electronic vs. paper communications

Administration: Parents want more administrative visibility at events and more transparency in decision making.

Please share any other thoughts you have about your experiences this school year.

Appreciation: Many parents expressed gratitude for the educational opportunities provided to their children. Many parents highlighted athletics, arts, and specific academic programs that have a positive impact on their school experience.

Academics: Several parents would like to see technology limited in the classroom and return to “basics”, while others encouraged district leaders to continue exploring innovative teaching and learning methods.

Thematic Analysis – Students

Please share any other thoughts you have about your experiences this school year.

Appreciation: Many students said they feel supported, engaged, and challenged by their teachers and assignments. Students expressed their satisfaction with the school buildings, course offerings, and available extracurricular activities.

Facilities: Many students said they want better temperature control in classrooms.

Cafeteria Offerings: Many students would like enhanced offerings in school cafeterias. Students want more choices, especially fresh fruit, water, and fresh vegetables. Additionally, students expressed a desire for larger portions.

Thematic Analysis – Community

What do you think are the strengths of South Orangetown CSD?

Community Outreach: Many survey participants cited SOCSO's commitment to community outreach as a significant strength.

Extracurricular Opportunities: Many community members identified strengths in athletic and arts programs offered for and by students.

Curriculum: Community members expressed support for the rigorous curriculum offerings presented by SOCSO.

How could SOCSO improve?

Communication: Community members would like to see better communication between the district and the community. Many community members would like more printed materials.

Budgeting: Community members would like to see more explanation of the district's budget choices. Several community members want to see the district curtail technology spending and revert to the basics.

Personnel: Many community members expressed concerns about teachers. Some community members believe that some educators have ceased to grow professionally and need expanded opportunities or alternative career choices.

.

Thematic Analysis – Staff

Please tell us how we can improve.

Professional Development: Employees would like additional professional development targeted to their needs. In particular, several want additional training in RTI and reading strategies.

Respect: Staff members feel supported by and look forward to developing a stronger working relationship with the BOE.

Personnel: Many employees want to see teaching assistants reinstated across grade levels.

Please share any other thoughts you have about your experiences this school year.

Appreciation: Many employees said they are extremely happy to work in SOCS. They cited support from administrators, community, and parents as key reasons.

Next Steps

- K12 *Insight* staff met with district leadership on March 23 to review preliminary results and discuss next steps.
- Survey data, including individual items, and school reports were provided to district and school leaders.
- Focus groups will be conducted on Thursday, April 27, with middle and high school students. District staff will select a diverse student population for the focus groups.
- Focus group reporting will be provided to district leadership.
- Survey results will be used with strategic planning committee.

