

# Union College Student Investment Fund Fact Sheet



**Assets:** \$1,033,912 as of March 31, 2025.

**Investment Objective:** Provide experiential learning opportunities for students while delivering above-market return in equity and fixed income.

**Website:** [muse.union.edu/sif](http://muse.union.edu/sif)

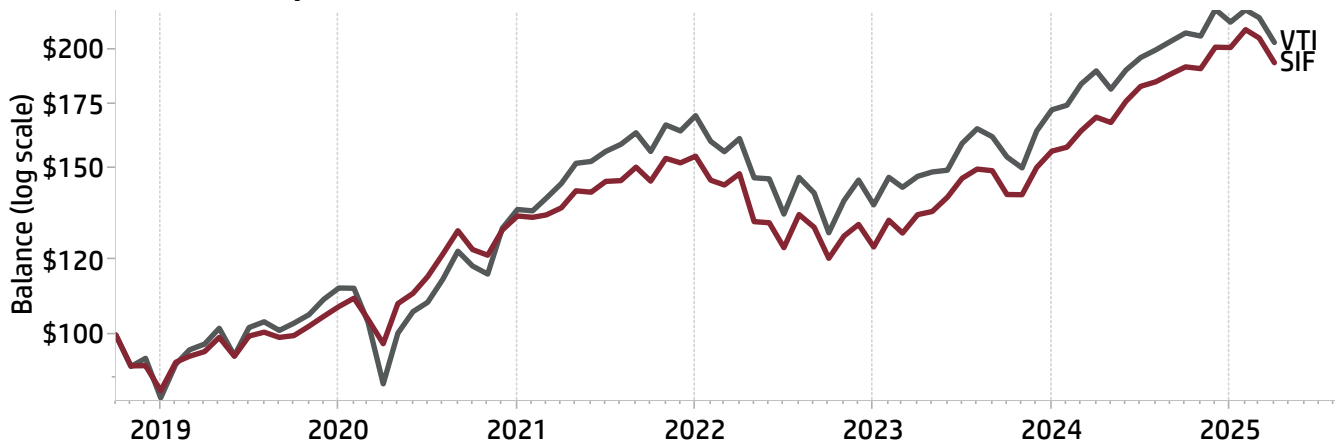
**Management Team:** Around fifty Union College students from half a dozen majors.

## Performance Table:

	3-year		5-year		since Sep 2018	
	SIF	VTI	SIF	VTI	SIF	VTI
Annual Return	10.7%	9.8%	15.9%	19.8%	11.9%	13.4%
Standard Deviation	15.6%	17.8%	14.6%	17.3%	14.5%	18.3%
Sharpe Ratio	0.37	0.28	0.83	0.89	0.60	0.55
Beta	0.84	1.00	0.80	1.00	0.75	1.00
Alpha	1.7%	0.0%	-0.3%	0.0%	1.2%	0.0%

SIF is the Student Investment Fund. VTI is our benchmark: Vanguard Total Stock Market Index fund. We calculate monthly returns on our portfolio using the change in the monthly account balance minus any net withdrawals divided by the previous month account balance minus half of any net withdrawals. We compound monthly returns to calculate annual returns. Standard deviation of monthly returns is annualized by multiplying the monthly standard deviation by the square root of twelve. Sharpe ratio uses return on 1-year treasury bill as the risk-free asset. It is annualized by multiplying the monthly Sharpe ratio by the square root of twelve. The annualized alpha is monthly alpha times twelve.

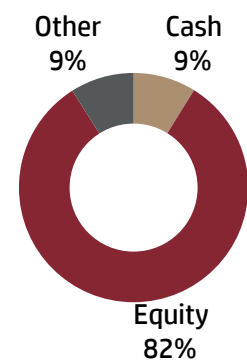
## Growth of \$100 since September, 2018:



## To Five Holdings:

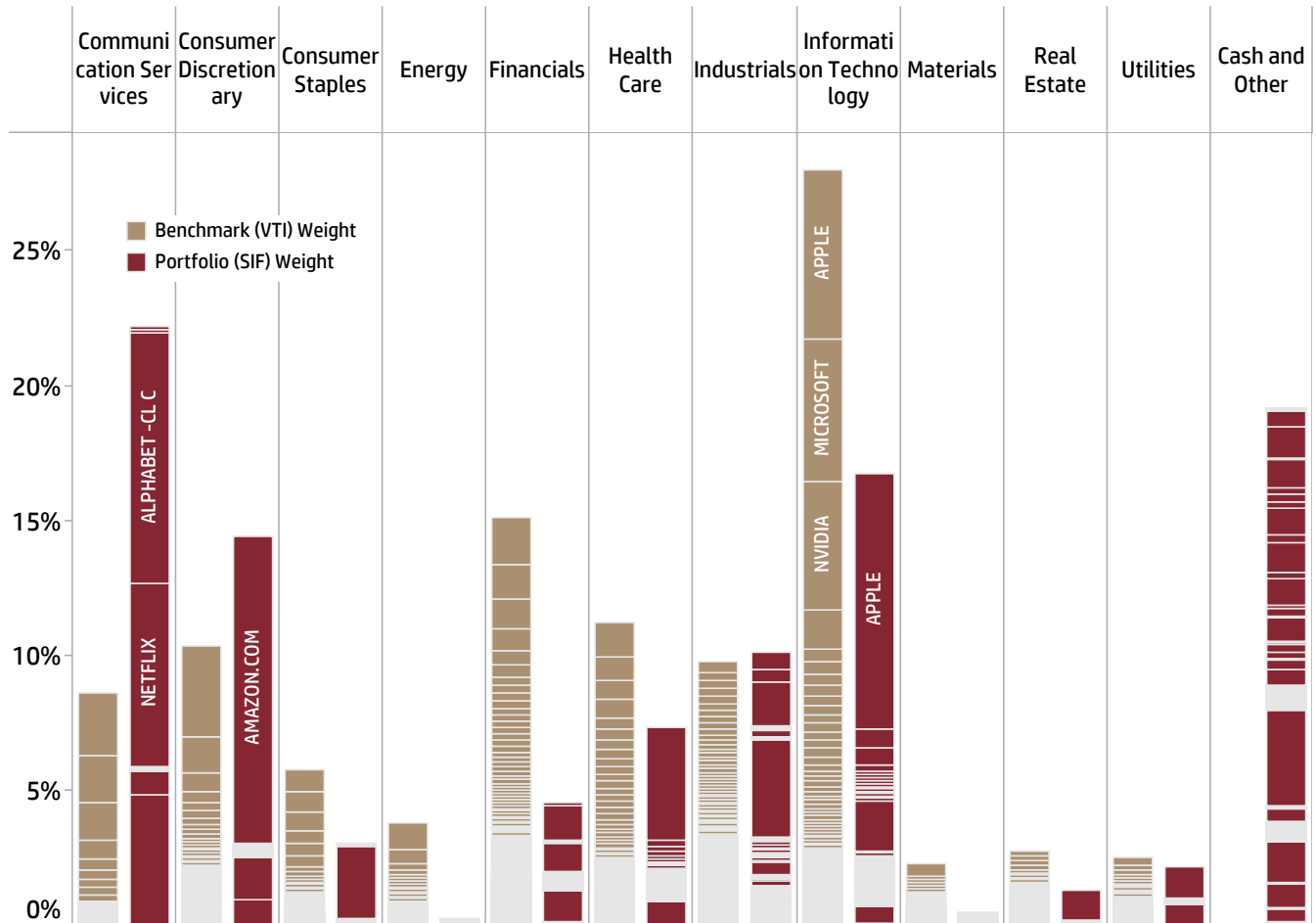
		Value	Share
ISHARES 0 TO 3 MNTH	SGOV	120,401	11.6%
AMAZON.COM INC	AMZN	114,156	11.0%
ALPHABET INC.	GOOG	93,738	9.1%
APPLE INC	AAPL	88,852	8.6%
NETFLIX INC	NFLX	69,940	6.8%
<b>Top Five Total</b>		<b>487,087</b>	<b>47.1%</b>

## Asset Allocation:

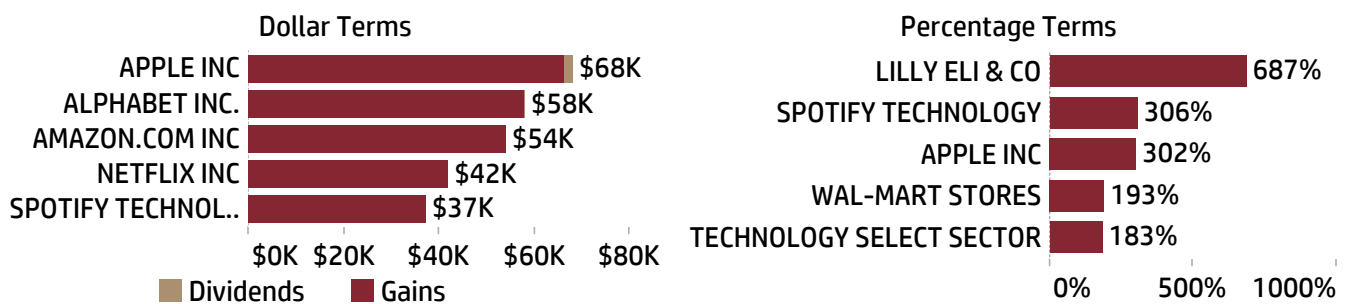




## Benchmark (VIT) vs Portfolio (SIF) Sector and Security Weights



## Top Five Contributors and Performers Since September '18:



The contribution in dollar terms include both capital gains and dividends. It includes any investments the fund held during the period. The percentage terms contributions are calculated as the dollar value of capital gains and dividends divided by the initial value of the investment. Note that since the fund does not always reinvest dividends, the percent contribution may be lower or higher than the total return on the stock during the period.

## Recent Events/Transactions:

