



US00D330057S

United States Patent [19]

Saunders et al.

[11] Patent Number: Des. 330,057

[45] Date of Patent: ** Oct. 6, 1992

- [54] **AEROBIC STEP BENCH**
- [75] Inventors: William J. Saunders, Lithonia;
Samuel Crosby, Lilburn, both of Ga.
- [73] Assignee: Sports Step, Inc., Marietta, Ga.
- [**] Term: 14 Years
- [21] Appl. No.: 593,639
- [22] Filed: Oct. 5, 1990
- [52] U.S. Cl. D21/191
- [58] Field of Search D21/191-199;
482/52, 54, 142; 182/120, 228, 106; 248/149,
157; 108/96, 107, 19; D25/65

5,050,861 9/1991 Thomas et al. 182/228

Primary Examiner—Charles A. Rademaker
Attorney, Agent, or Firm—Needle & Rosenberg

[57] CLAIM

The ornamental design for an aerobic step bench, as shown and described.

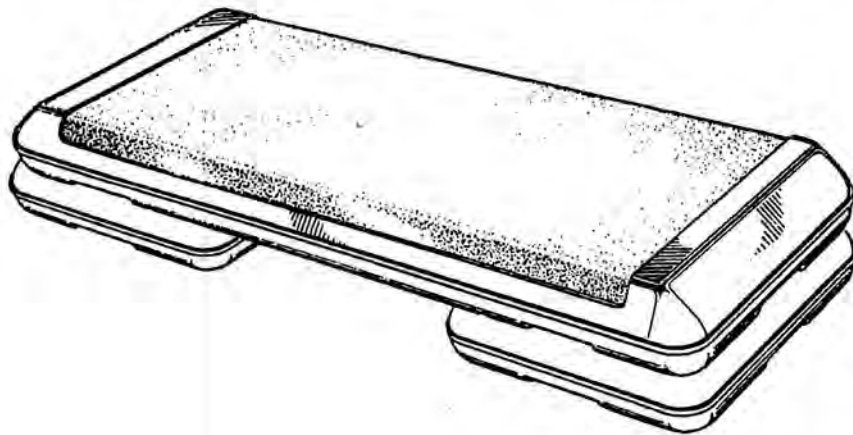
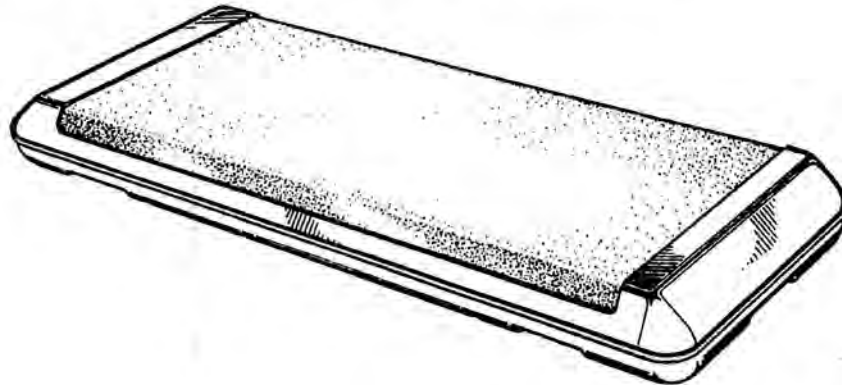
DESCRIPTION

FIG. 1 is a perspective view of an aerobic step bench showing our new design;
 FIG. 2 is a top plan view thereof;
 FIG. 3 is a bottom plan view thereof;
 FIG. 4 is a front elevational view thereof, the side opposite being a mirror image;
 FIG. 5 is an end elevational view thereof, the end opposite being a mirror image;
 FIG. 6 is a perspective view of a modified embodiment of the design shown in FIGS. 1 through 5;
 FIG. 7 is a front elevational view thereof, the side opposite being a mirror image;
 FIG. 8 is a bottom plan view thereof; and,
 FIG. 9 is an end elevational view thereof, the end opposite being a mirror image.

[56] References Cited

U.S. PATENT DOCUMENTS

D. 181,560	11/1957	Varnado	D25/65
D. 198,679	7/1964	Cartner	D25/65
D. 287,283	12/1986	Johnson	D25/65
D. 323,537	1/1992	Wilkinson	D21/191
4,648,593	3/1987	Wilkinson	182/106
4,676,501	6/1987	Hoagland et al.	482/52
4,844,199	7/1989	Nimz	182/106
5,014,818	5/1991	Schulz	182/228



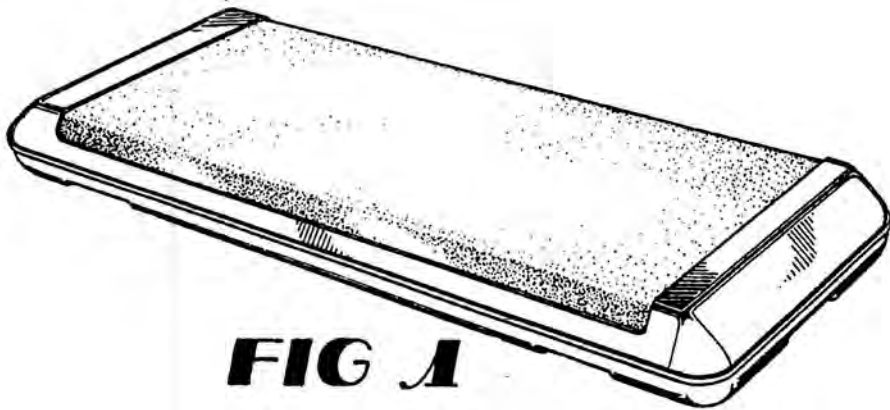


FIG 1




FIG 2




FIG 3




FIG 4




FIG 5

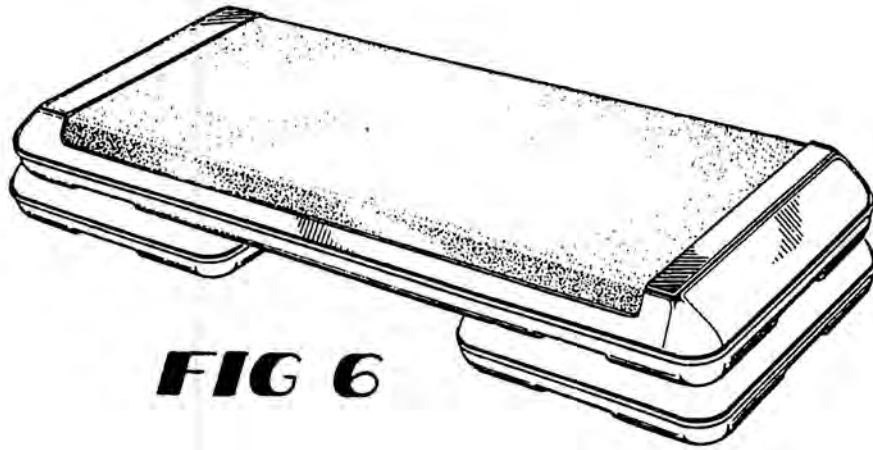


FIG 6

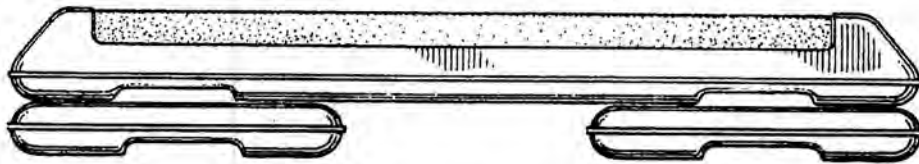


FIG 7

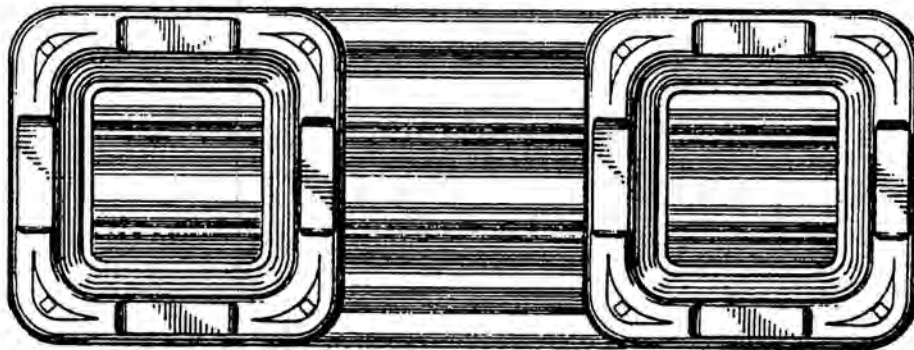


FIG 8

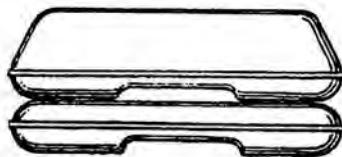


FIG 9