

ECE-2025

Spring-05

LECTURE #1
Sinusoids
10-Jan-05

INFORMATION

- LABS
 - Room 216 in Bunger-Henry Building
 - MATLAB based computer projects
 - **MATLAB Help: in the evenings**
 - **Tentative Times:**
 - This week: Bunger-Henry, room 216: Wed & Thurs at 6pm
 - Next week: ??? Tues & Wed at 6pm in BH-216
- RECITATIONS (always in VL-361)
 - EMPHASIS on Problem Solving
- GRADING ?

REMINDERS

- Web-CT Login:
 - **gtxxxx** username & PRISM password
- ECE Computer Account
 - All ECE Students have an account
 - www.ece-help.gatech.edu/faq/index.html
- HW #1 posted, get the PDF from WebCT
 - Due next week

webct.gatech.edu

Spring 2005: Intro-Signal Processing (ECE-2025) | MYWEBCT | LOGOUT | COURSE MAP | RESOURCES

Home: View Designer Options

SPRING 2005

Instructor: [Dr. Jim McClellan](#) **Lecture:** M & F 11:05-11:55 (VanLeer Auditorium)

Phone: (404) 894-6863 or (404) 894-8325 **Email:** jim.mcclellan@ece.gatech.edu

Office Hours: MWF: 12-1pm, or e-mail for appt. **Office:** BH-325 Bunger-Henry, or 323 GCATT

Help sessions: for MATLAB on Wed and Thurs at 6pm in BH-216

Labs start on Tuesday, 18-Jan

Navigation: Hide, Navigation, Control Panel, Visible to Designer, View Designer, Add Page or Template, Manage Files, Manage Courses, Change Settings, Content Assistant

Course Menu: Homepage, Syllabus, Information, Lectures, Assignments, Bulletin Board, Grades, Resources, "WORD", MATLAB GUIs, Errata for SP, Extra M-Files

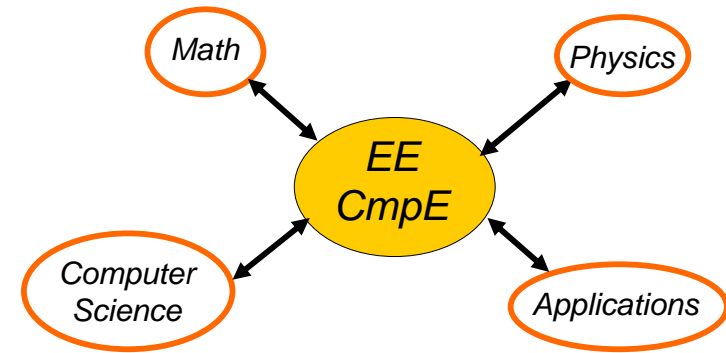
Hidden: Quiz Solutions, Calendar, ConceptMaps

1/10/2005

READING ASSIGNMENTS

- This Lecture:
 - Chapter 2, pp. 9-17
- Appendix A: Complex Numbers
- Appendix B: MATLAB
- Chapter 1: Introduction

CONVERGING FIELDS



COURSE OBJECTIVE

- Students will be able to:
- Understand **mathematical** descriptions of signal processing **algorithms** and express those algorithms as computer **implementations** (MATLAB)
- What are your objectives?

WHY USE DSP ?

- Mathematical **abstractions** lead to generalization and discovery of new processing techniques
- Computer implementations are **flexible**
- Applications provide a **physical** context


Fourier Everywhere

- Telecommunications
- **Sound & Music**
 - CDROM, Digital Video
- Fourier Optics
- X-ray Crystallography
 - Protein Structure & DNA
- Computerized Tomography
- Nuclear Magnetic Resonance: MRI
- Radioastronomy
- Ref: Prestini, "The Evolution of Applied Harmonic Analysis"

LECTURE OBJECTIVES

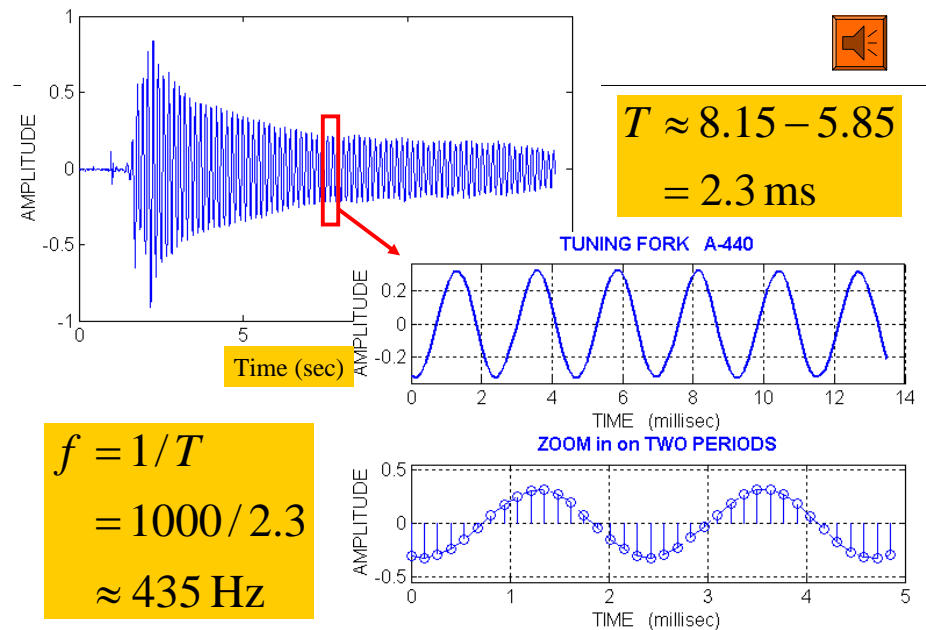
- Write general formula for a "sinusoidal" waveform, or signal
- From the formula, plot the sinusoid versus time
- What's a **signal**?
 - It's a **function** of time, $x(t)$
 - in the mathematical sense

TUNING FORK EXAMPLE


- CD-ROM demo 
- "A" is at 440 Hertz (Hz)
- Waveform is a SINUSOIDAL SIGNAL
- Computer plot looks like a sine wave
- This should be the mathematical formula:

$$A \cos(2\pi(440)t + \varphi)$$

TUNING FORK A-440 Waveform



SPEECH EXAMPLE

- More complicated signal (BAT.WAV) 
- Waveform $x(t)$ is NOT a Sinusoid
- Theory will tell us
 - $x(t)$ is approximately a sum of sinusoids
 - FOURIER ANALYSIS
 - Break $x(t)$ into its sinusoidal components
 - Called the FREQUENCY SPECTRUM

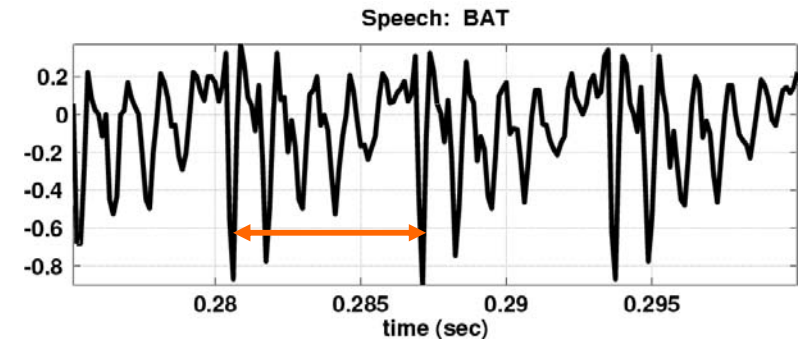
1/10/2005

EE-2025 Spring-2005 jMc

13

Speech Signal: BAT

- Nearly **Periodic** in Vowel Region
 - Period is (Approximately) $T = 0.0065$ sec



1/10/2005

EE-2025 Spring-2005 jMc

14

DIGITIZE the WAVEFORM

- $x[n]$ is a SAMPLED SINUSOID
 - A list of numbers stored in memory
- Sample at 11,025 samples per second
 - Called the SAMPLING RATE of the A/D
 - Time between samples is
 - $1/11025 = 90.7$ microsec
- Output via D/A hardware (at F_{samp})

1/10/2005

EE-2025 Spring-2005 jMc

15

STORING DIGITAL SOUND

- $x[n]$ is a SAMPLED SINUSOID
 - A list of numbers stored in memory
- CD rate is 44,100 samples per second
- 16-bit samples
- Stereo uses 2 channels
- Number of bytes for 1 minute is
 - $2 \times (16/8) \times 60 \times 44100 = 10.584$ Mbytes

1/10/2005

EE-2025 Spring-2005 jMc

16

SINES and COSINES

- Always use the COSINE FORM

$$A \cos(2\pi(440)t + \varphi)$$

- Sine is a special case:

$$\sin(\omega t) = \cos\left(\omega t - \frac{\pi}{2}\right)$$

SINUSOIDAL SIGNAL

$$A \cos(\omega t + \varphi)$$

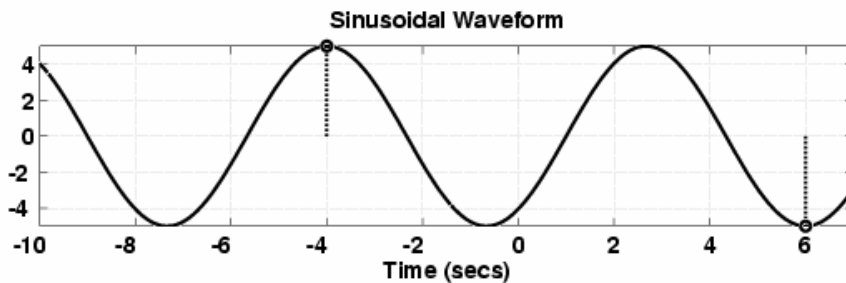
- FREQUENCY** ω
 - Radians/sec
 - Hertz (cycles/sec)
$$\omega = (2\pi)f$$
- PERIOD** (in sec)
$$T = \frac{1}{f} = \frac{2\pi}{\omega}$$
- AMPLITUDE** A
 - Magnitude
- PHASE** φ

EXAMPLE of SINUSOID

- Given the Formula

$$5 \cos(0.3\pi t + 1.2\pi)$$

- Make a plot



PLOT COSINE SIGNAL

$$5 \cos(0.3\pi t + 1.2\pi)$$

- Formula defines A, ω , and ϕ

$$A = 5$$
$$\omega = 0.3\pi$$
$$\varphi = 1.2\pi$$

PLOTTING COSINE SIGNAL from the FORMULA

$$5 \cos(0.3\pi t + 1.2\pi)$$

- Determine **period**:

$$T = 2\pi / \omega = 2\pi / 0.3\pi = 20/3$$

- Determine a **peak** location by solving

$$(\omega t + \varphi) = 0 \Rightarrow (0.3\pi t + 1.2\pi) = 0$$

- **Zero** crossing is $T/4$ before or after
- Positive & Negative peaks spaced by $T/2$

PLOT the SINUSOID

$$5 \cos(0.3\pi t + 1.2\pi)$$

- Use $T=20/3$ and the peak location at $t=-4$

