

ECE-2025

Spring-2005

Lecture 9

D-to-A Conversion

14-Feb-2005

Info

- Lab #4
 - **Formal** Lab Report will be worth 150 pts
- **NO Lab on Tuesday, 15-Feb**
 - **Instead, 12:30-3:30 Open lab for help on Lab #4**
- Honor Code !!!
 - **Don't exchange anything written or any electronic files**
- Quiz #1: Resolve grading issues
 - NO LATER than Monday, Feb 21st
 - After that, no scores will be changed
 - Check WebCT for graders of individual problems
 - #1 and #2: Casinovi
 - #3: Juang
 - #4: McClellan

Lecture

2/11/2005

EE-2025 Spring-2004 jMc

2

READING ASSIGNMENTS

- This Lecture:
 - Chapter 4: Sections 4-4, 4-5
- Other Reading:
 - Recitation: Section 4-3 (Strobe Demo)
 - Next Lecture: Chapter 5 (beginning)

LECTURE OBJECTIVES

- FOLDING: a type of ALIASING
- DIGITAL-to-ANALOG CONVERSION is
 - Reconstruction from samples
 - SAMPLING THEOREM applies
 - Smooth **Interpolation**
- Mathematical Model of D-to-A
 - **SUM of SHIFTED PULSES**
 - Linear Interpolation example

2/11/2005

EE-2025 Spring-2004 jMc

3

2/11/2005

EE-2025 Spring-2004 jMc

4

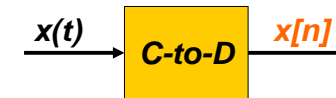
SIGNAL TYPES



- A-to-D
 - Convert $x(t)$ to **numbers** stored in memory
- D-to-A
 - Convert $y[n]$ back to a “continuous-time” signal, $y(t)$
 - $y[n]$ is called a “**discrete-time**” signal

SAMPLING $x(t)$

- **UNIFORM SAMPLING** at $t = nT_s$
 - IDEAL: $x[n] = x(nT_s)$



Shannon Sampling Theorem

A continuous-time signal $x(t)$ with frequencies no higher than f_{\max} can be reconstructed exactly from its samples $x[n] = x(nT_s)$, if the samples are taken at a rate $f_s = 1/T_s$ that is greater than $2f_{\max}$.

NYQUIST RATE

- “**Nyquist Rate**” Sampling
 - $f_s > \mathbf{TWICE}$ the HIGHEST Frequency in $x(t)$
 - “Sampling above the Nyquist rate”
- **BANDLIMITED SIGNALS**
 - DEF: $x(t)$ has a HIGHEST FREQUENCY COMPONENT in its SPECTRUM
 - NON-BANDLIMITED EXAMPLE
 - TRIANGLE WAVE is **NOT** BANDLIMITED

SPECTRUM for $x[n]$

- **INCLUDE ALL SPECTRUM LINES**
 - ALIASES
 - ADD INTEGER MULTIPLES of 2π and -2π
 - FOLDED ALIASES
 - ALIASES of NEGATIVE FREQS
- PLOT versus NORMALIZED FREQUENCY
 - i.e., DIVIDE f_0 by f_s

$$\hat{\omega} = 2\pi \frac{f}{f_s} + 2\pi\ell$$

EXAMPLE: SPECTRUM

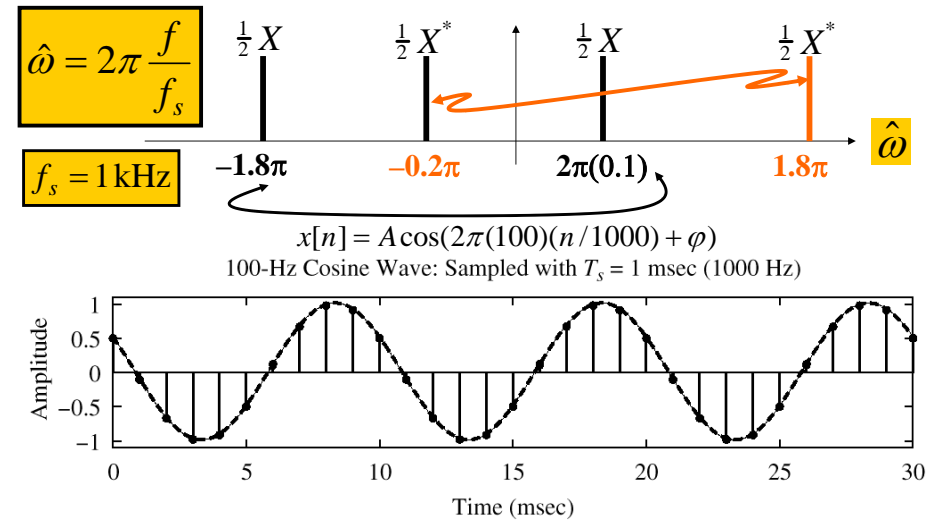
- $x[n] = A \cos(0.2\pi n + \phi)$
- FREQS @ 0.2π and -0.2π
- ALIASES:
 - $\{2.2\pi, 4.2\pi, 6.2\pi, \dots\}$ & $\{-1.8\pi, -3.8\pi, \dots\}$
 - EX: $x[n] = A \cos(4.2\pi n + \phi)$
- ALIASES of **NEGATIVE** FREQ:
 - $\{1.8\pi, 3.8\pi, 5.8\pi, \dots\}$ & $\{-2.2\pi, -4.2\pi, \dots\}$

2/11/2005

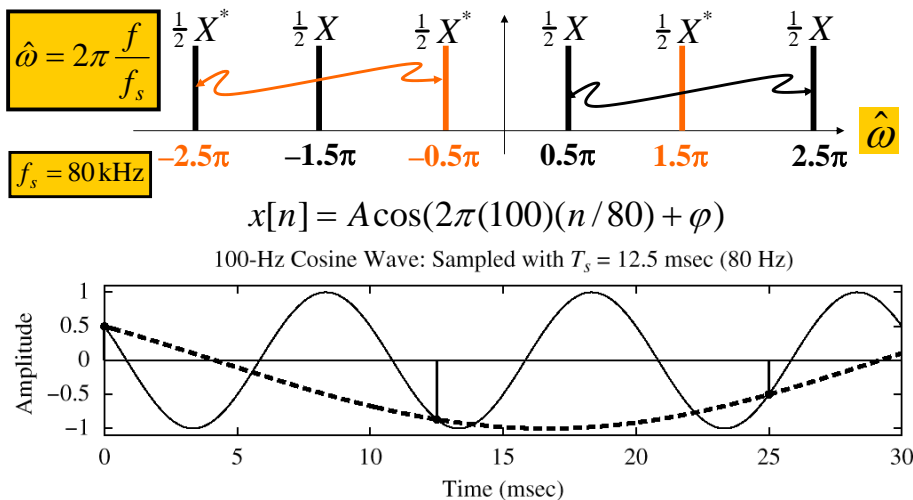
EE-2025 Spring-2004 jMc

9

SPECTRUM (MORE LINES)



SPECTRUM (ALIASING CASE)



FOLDING (a type of ALIASING)

- **EXAMPLE:** 3 different $x(t)$; same $x[n]$

$$f_s = 1000$$

$$\cos(2\pi(100)t) \rightarrow \cos[2\pi(0.1)n]$$

$$\cos(2\pi(1100)t) \rightarrow \cos[2\pi(1.1)n] = \cos[2\pi(0.1)n]$$

$$\cos(2\pi(900)t) \rightarrow \cos[2\pi(0.9)n]$$

$$= \cos[2\pi(0.9)n - 2\pi n] = \cos[2\pi(-0.1)n] = \cos[2\pi(0.1)n]$$

- 900 Hz “folds” to 100 Hz when $f_s = 1 \text{ kHz}$

$$\hat{\omega} = 2\pi \frac{100}{1000} = 2\pi(0.1)$$

2/11/2005

EE-2025 Spring-2004 jMc

12

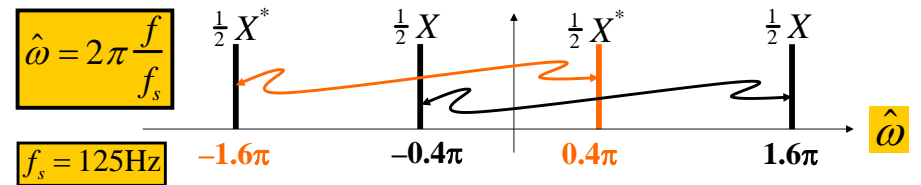
DIGITAL FREQ $\hat{\omega}$ AGAIN

Normalized Radian Frequency

$$\hat{\omega} = \omega T_s = \frac{2\pi f}{f_s} + 2\pi \ell \quad \text{ALIASING}$$

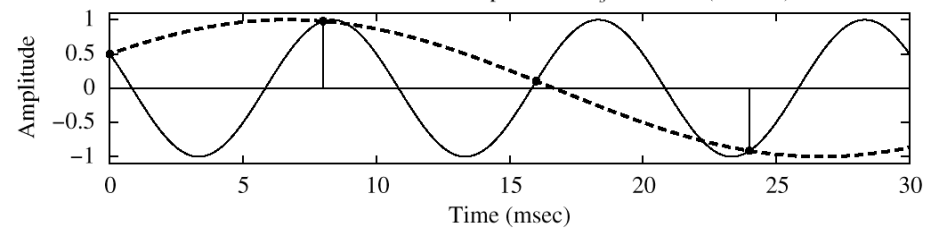
$$\hat{\omega} = \omega T_s = -\frac{2\pi f}{f_s} + 2\pi \ell \quad \text{FOLDED ALIAS}$$

SPECTRUM (FOLDING CASE)

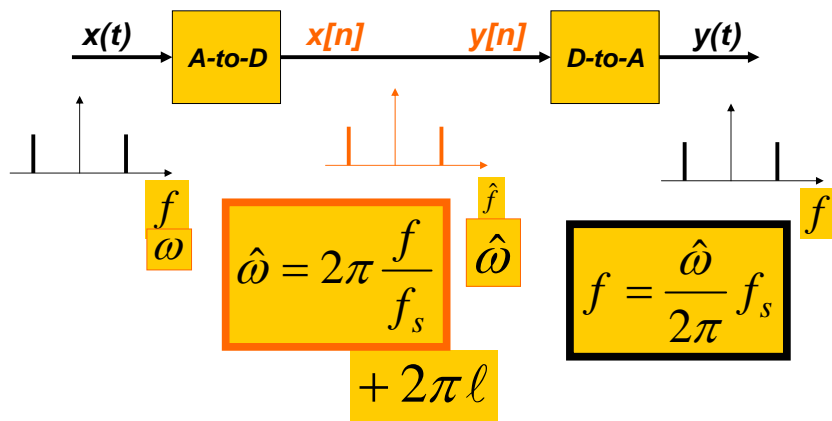


$$x[n] = A \cos(2\pi(100)(n/125) + \varphi)$$

100-Hz Cosine Wave: Sampled with $T_s = 8$ msec (125 Hz)



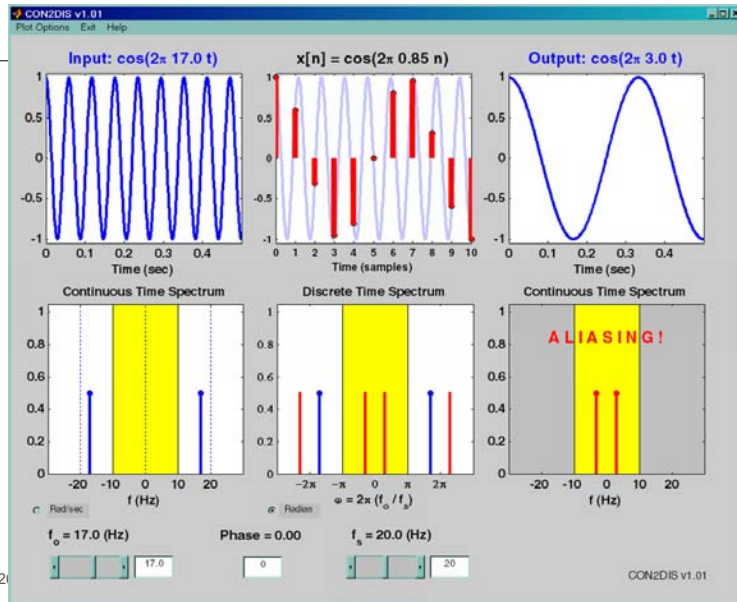
FREQUENCY DOMAINS



DEMOS from CHAPTER 4

- CD-ROM DEMOS
- SAMPLING DEMO (**con2dis GUI**)
 - Different Sampling Rates
 - Aliasing of a Sinusoid
- STROBE DEMO
 - Synthetic vs. Real
 - Television **SAMPLES** at 30 fps
- Sampling & Reconstruction

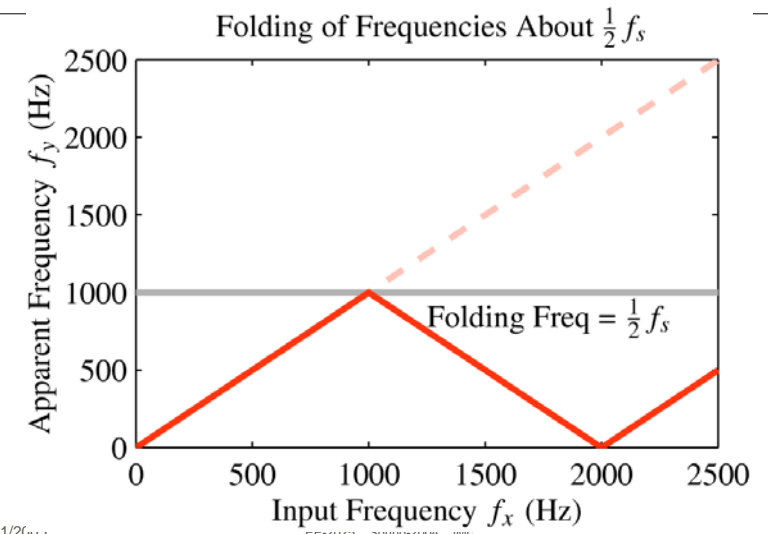
SAMPLING GUI (con2dis)



2/11/2005

17

FOLDING DIAGRAM



2/11/2005

18

D-to-A Reconstruction



- Create continuous $y(t)$ from $y[n]$
 - **IDEAL**
 - If you have formula for $y[n]$
 - Replace n in $y[n]$ with $f_s t$
 - $y[n] = A \cos(0.2\pi n + \phi)$ with $f_s = 8000$ Hz
 - $y(t) = A \cos(2\pi(800)t + \phi)$

D-to-A is AMBIGUOUS !

- ALIASING
 - Given $y[n]$, which $y(t)$ do we pick ? ? ?
 - INFINITE NUMBER of $y(t)$
 - PASSING THRU THE SAMPLES, $y[n]$
 - D-to-A RECONSTRUCTION MUST CHOOSE ONE OUTPUT
- RECONSTRUCT THE **SMOOTHEST ONE**
 - THE **LOWEST** FREQ, if $y[n] = \text{sinusoid}$

2/11/2005

EE-2025 Spring-2004 jMc

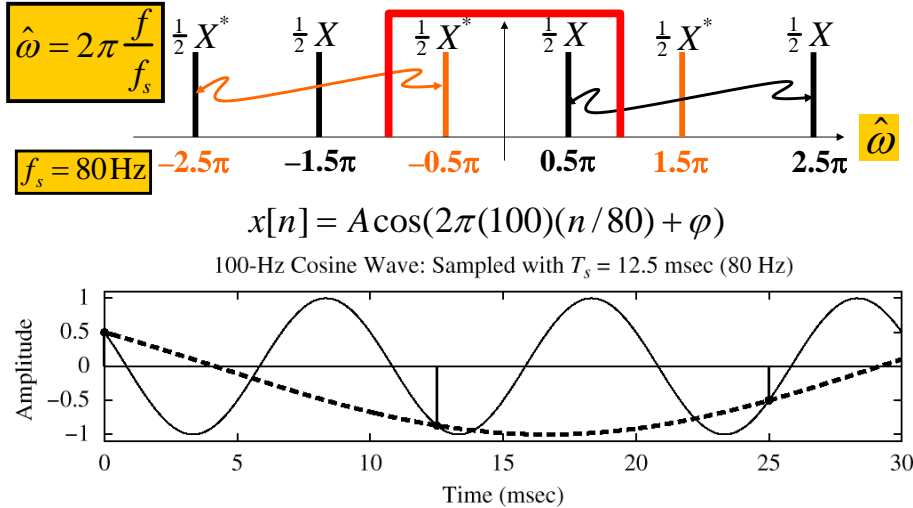
19

2/11/2005

EE-2025 Spring-2004 jMc

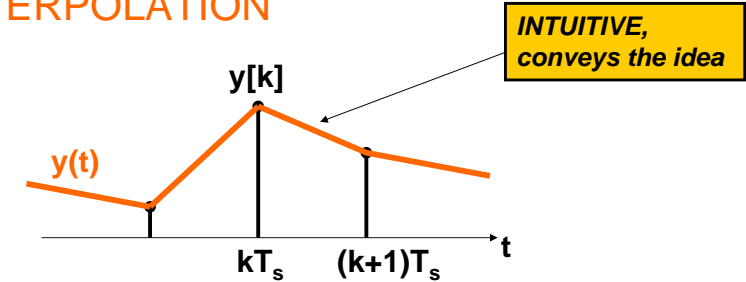
20

SPECTRUM (ALIASING CASE)



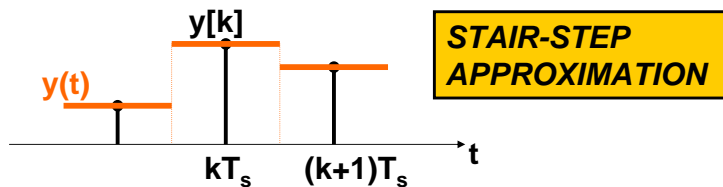
Reconstruction (D-to-A)

- CONVERT STREAM of NUMBERS to $x(t)$
- “CONNECT THE DOTS”
- INTERPOLATION

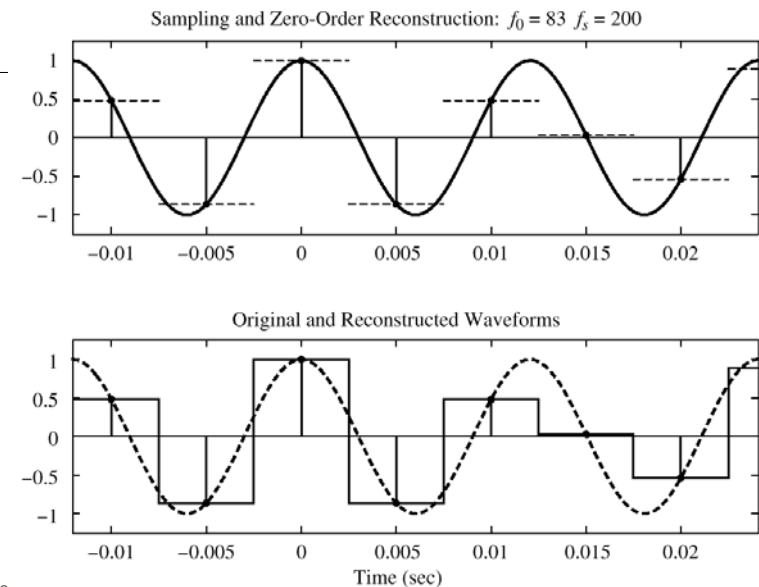


SAMPLE & HOLD DEVICE

- CONVERT $y[n]$ to $y(t)$
 - $y[k]$ should be the value of $y(t)$ at $t = kT_s$
 - Make $y(t)$ equal to $y[k]$ for
 - $kT_s - 0.5T_s < t < kT_s + 0.5T_s$

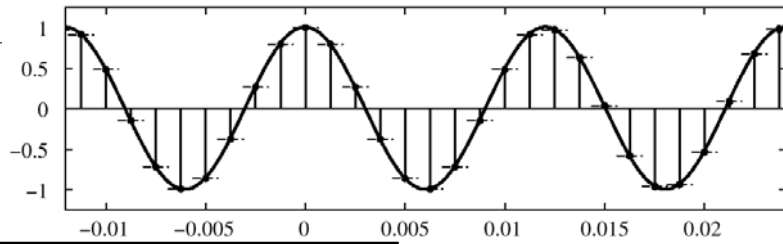


SQUARE PULSE CASE



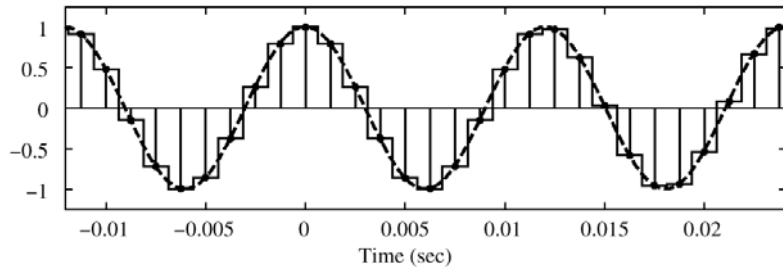
OVER-SAMPLING CASE

Sampling and Zero-Order Reconstruction: $f_0 = 83$ $f_s = 800$



EASIER TO RECONSTRUCT

Original and Reconstructed Waveforms



25

MATH MODEL for D-to-A

$$y(t) = \sum_{n=-\infty}^{\infty} y[n]p(t - nT_s)$$

SQUARE PULSE:

$$p(t) = \begin{cases} 1 & -\frac{1}{2}T_s < t \leq \frac{1}{2}T_s \\ 0 & \text{otherwise} \end{cases}$$

2/11/2005

EE-2025 Spring-2004 jMc

26

EXPAND the SUMMATION

$$\sum_{n=-\infty}^{\infty} y[n]p(t - nT_s) =$$

$$\dots + y[0]p(t) + y[1]p(t - T_s) + y[2]p(t - 2T_s) + \dots$$

- SUM of SHIFTED PULSES $p(t - nT_s)$
 - “WEIGHTED” by $y[n]$
 - CENTERED at $t = nT_s$
 - SPACED by T_s
 - RESTORES “REAL TIME”

2/11/2005

EE-2025 Spring-2004 jMc

27

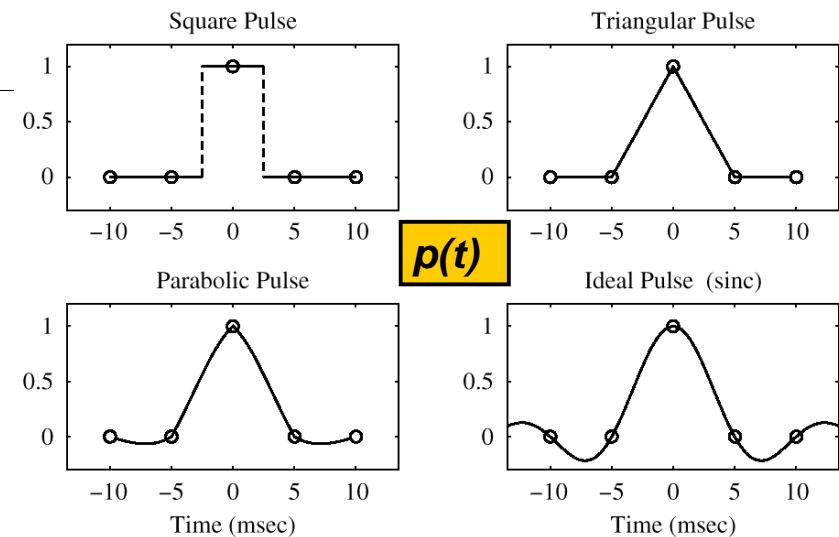
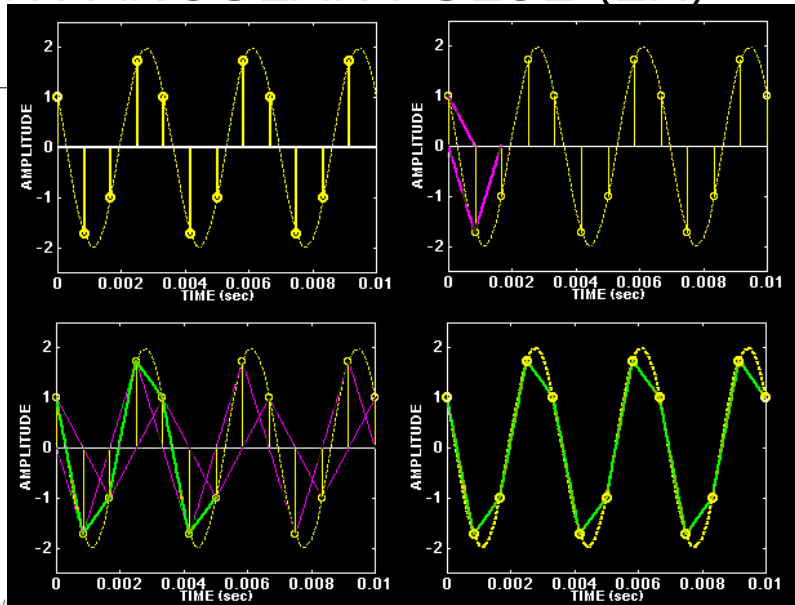


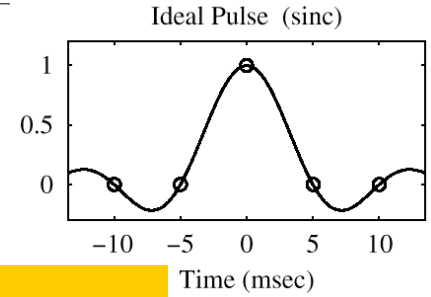
Figure 4.17 Four different pulses for D-to-C conversion. The sampling period is $T_s = 0.005$, i.e., $f_s = 200$ Hz. Note that the duration of each pulse is approximately one or two times T_s .

TRIANGULAR PULSE (2X)



OPTIMAL PULSE ?

**CALLED
"BANDLIMITED
INTERPOLATION"**



$$p(t) = \frac{\sin \frac{\pi t}{T_s}}{\frac{\pi t}{T_s}} \quad \text{for } -\infty < t < \infty$$

$$p(t) = 0 \quad \text{for } t = \pm T_s, \pm 2T_s, \dots$$

2/11/2005

EE-2025 Spring-2004 jMc

30