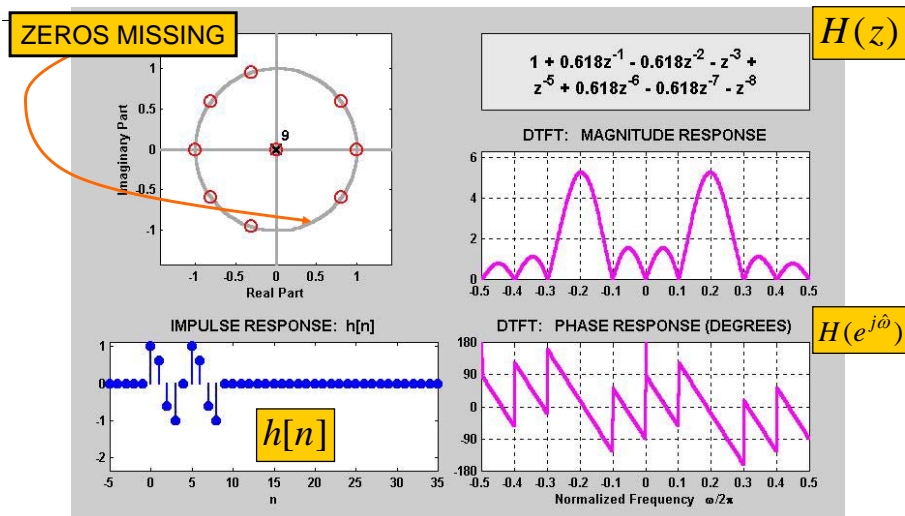


Lecture 18
 Continuous-Time Signals
 and Systems
 28-Mar-05

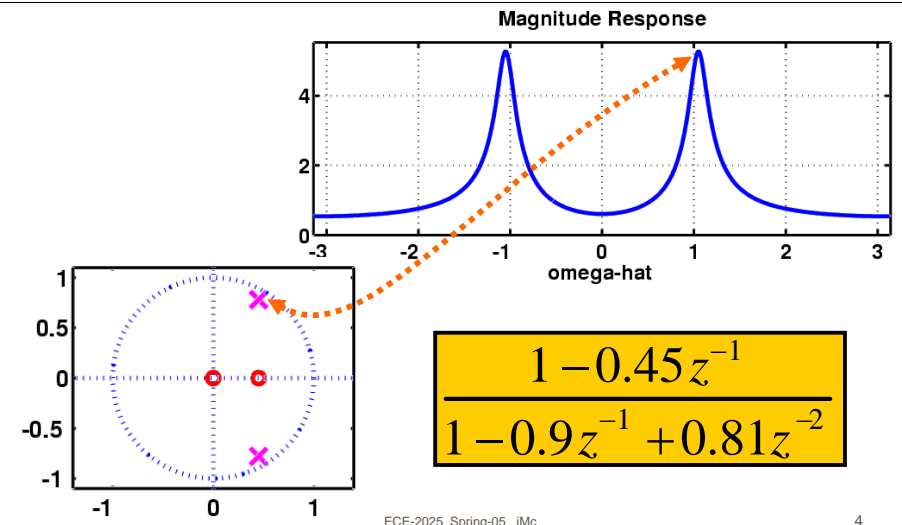
Info: Web-CT, Lab, HW

- Labs and Homework:
 - Lab #9 being done in two parts
 - First part will be entirely “in-Lab” (i.e., no report)
 - HW #10 due this week, will be covered on Quiz #3
 - Monday sections can defer HW or Lab to Wed (3/30)
 - Applies to sections L01, L02, L03 and L04 only
- **Quiz #3 will be 1-April (Friday)**
 - Coverage: HW #7, #8, #9 and #10
 - Chapters 5, 6, 7 and 8
 - Review Session, 31-March, Thurs @ 5:30pm

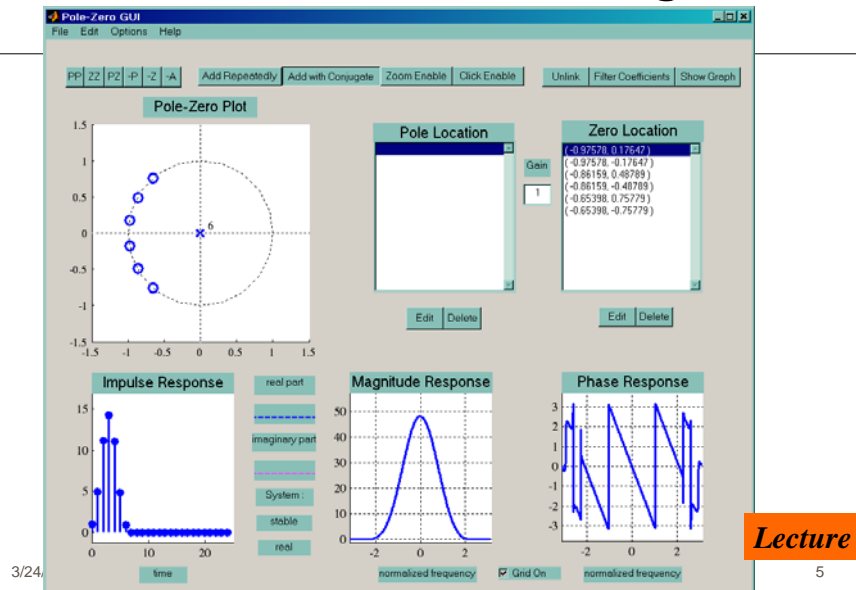
3 DOMAINS MOVIE: FIR



Complex POLE-ZERO PLOT



PeZ Demo: Zero Placing



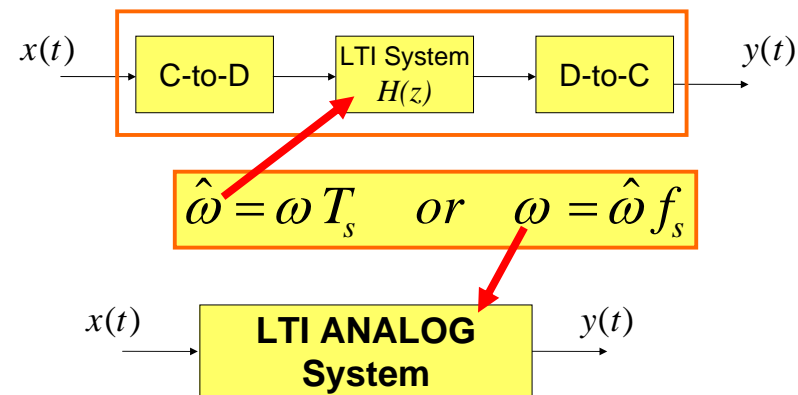
READING ASSIGNMENTS

- This Lecture:
 - Chapter 9, Sects 9-1 to 9-5
- Other Reading:
 - Recitation: Ch. 9, all
 - Next Lecture: Chapter 9, Sects 9-6 to 9-8

LECTURE OBJECTIVES

- Bye bye to D-T Systems for a while
- The UNIT IMPULSE signal
 - Definition
 - Properties
- Continuous-time signals and systems
 - Example systems
 - Review: **L**inearity and **T**ime-**I**nvariance
 - Convolution integral: **impulse** response

D-T Filtering of C-T Signals



ANALOG SIGNALS $x(t)$

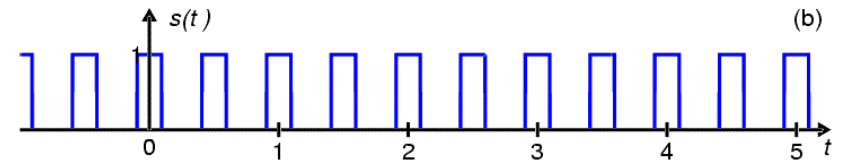
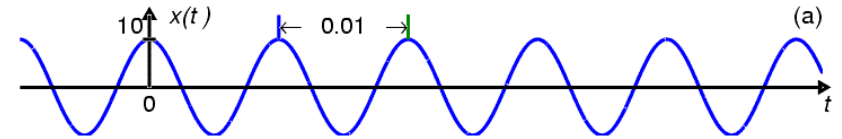
- INFINITE LENGTH
 - SINUSOIDS: $(t = \text{time in secs})$
 - PERIODIC SIGNALS
 - ONE-SIDED, e.g., for $t > 0$
 - UNIT STEP: $u(t)$
- FINITE LENGTH
 - SQUARE PULSE
- IMPULSE SIGNAL: $\delta(t)$

- DISCRETE-TIME: $x[n]$ is list of numbers

CT Signals: PERIODIC

$$x(t) = 10\cos(200\pi t)$$

Sinusoidal signal



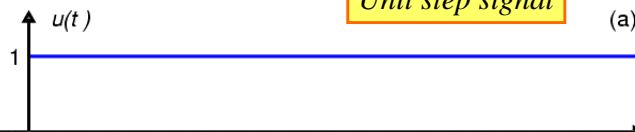
INFINITE DURATION

Square Wave

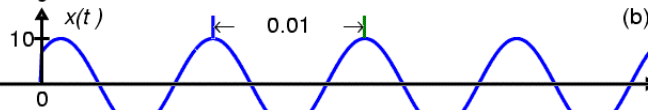
CT Signals: ONE-SIDED

$$u(t) = \begin{cases} 1 & t > 0 \\ 0 & t < 0 \end{cases}$$

Unit step signal

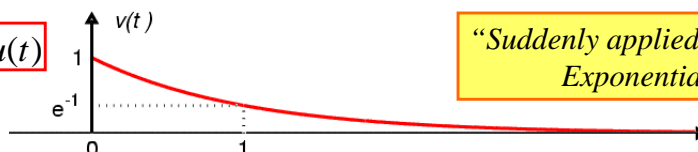


One-Sided Sinusoid



$$v(t) = e^{-t}u(t)$$

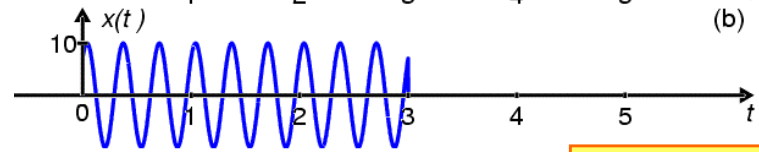
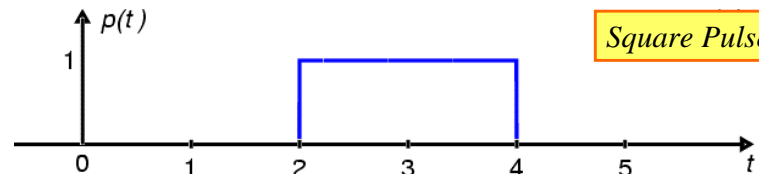
"Suddenly applied" Exponential



CT Signals: FINITE LENGTH

$$p(t) = u(t - 2) - u(t - 4)$$

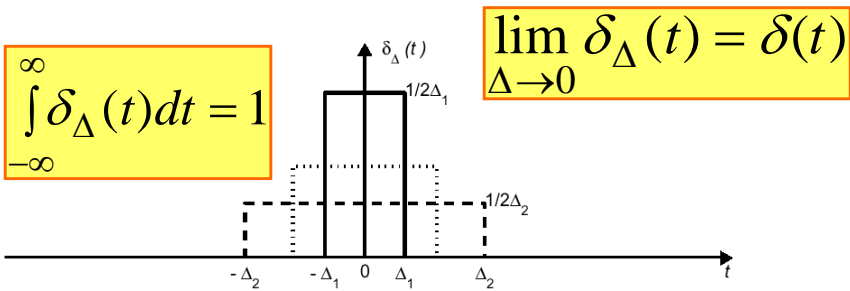
Square Pulse signal



Sinusoid multiplied by a square pulse

What is an Impulse?

- A signal that is concentrated at one point.



Defining the Impulse

- Assume the properties apply to the limit:

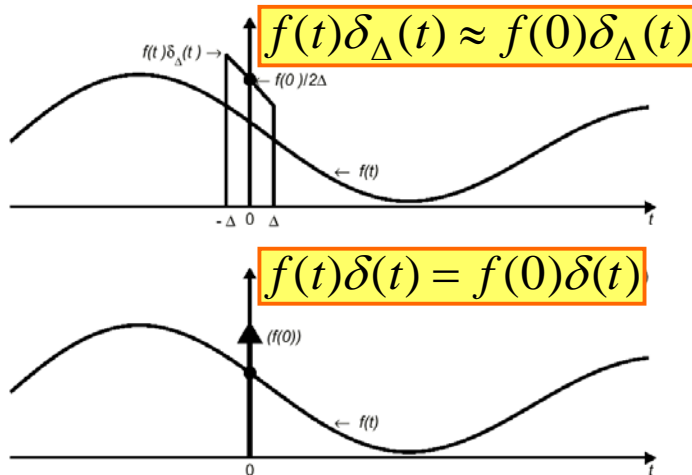
$$\lim_{\Delta \rightarrow 0} \delta_{\Delta}(t) = \delta(t)$$

- One **“INTUITIVE”** definition is:

$$\delta(t) = 0, \quad t \neq 0 \quad \text{Concentrated at } t=0$$

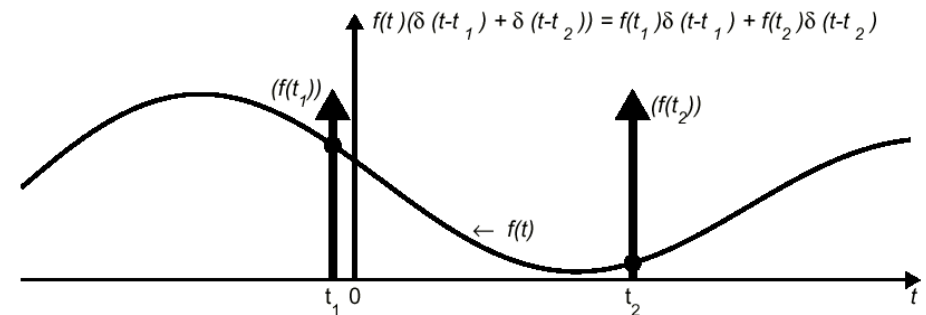
$$\int_{-\infty}^{\infty} \delta(\tau) d\tau = 1 \quad \text{Unit area}$$

Sampling Property



General Sampling Property

$$f(t)\delta(t - t_0) = f(t_0)\delta(t - t_0)$$



Properties of the Impulse

$$\delta(t - t_0) = 0, \quad t \neq t_0 \quad \text{Concentrated at one time}$$

$$\int_{-\infty}^{\infty} \delta(t - t_0) dt = 1 \quad \text{Unit area}$$

$$f(t)\delta(t - t_0) = f(t_0)\delta(t - t_0) \quad \text{Sampling Property}$$

$$\int_{-\infty}^{\infty} f(t)\delta(t - t_0) dt = f(t_0) \quad \text{Extract one value of } f(t)$$

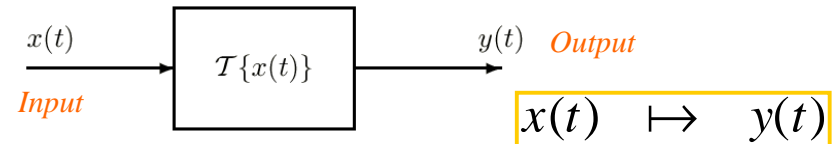
$$\frac{du(t)}{dt} = \delta(t) \quad \text{Derivative of unit step}$$

3/24/2005

ECE-2025 Spring-05 jMc

17

Continuous-Time Systems



Examples:

- Delay $y(t) = x(t - t_d)$

- Modulator $y(t) = [A + x(t)] \cos \omega_c t$

- Integrator $y(t) = \int_{-\infty}^t x(\tau) d\tau$

3/24/2005

ECE-2025 Spring-05 jMc

18

CT BUILDING BLOCKS

- INTEGRATOR (CIRCUITS)
- DIFFERENTIATOR
- DELAY by t_0
- MODULATOR (e.g., AM Radio)
- MULTIPLIER & ADDER

3/24/2005

ECE-2025 Spring-05 jMc

19

Ideal Delay:

- Mathematical Definition:

$$y(t) = x(t - t_d)$$

- To find the IMPULSE RESPONSE, $h(t)$, let $x(t)$ be an impulse, so

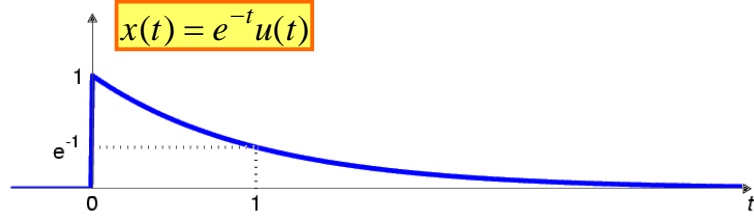
$$h(t) = \delta(t - t_d)$$

3/24/2005

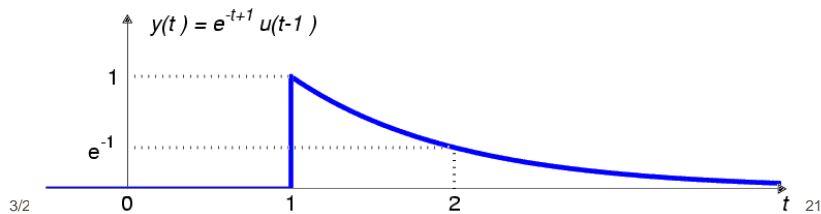
ECE-2025 Spring-05 jMc

20

Output of Ideal Delay of 1 sec



$$y(t) = x(t-1) = e^{-(t-1)}u(t-1)$$



3/2

21

Integrator:

- Mathematical Definition:

$$y(t) = \int_{-\infty}^t x(\tau) d\tau$$

Running Integral

- To find the IMPULSE RESPONSE, $h(t)$, let $x(t)$ be an impulse, so

$$h(t) = \int_{-\infty}^t \delta(\tau) d\tau = u(t)$$

3/24/2005

ECE-2025 Spring-05 jMc

22

Integrator:

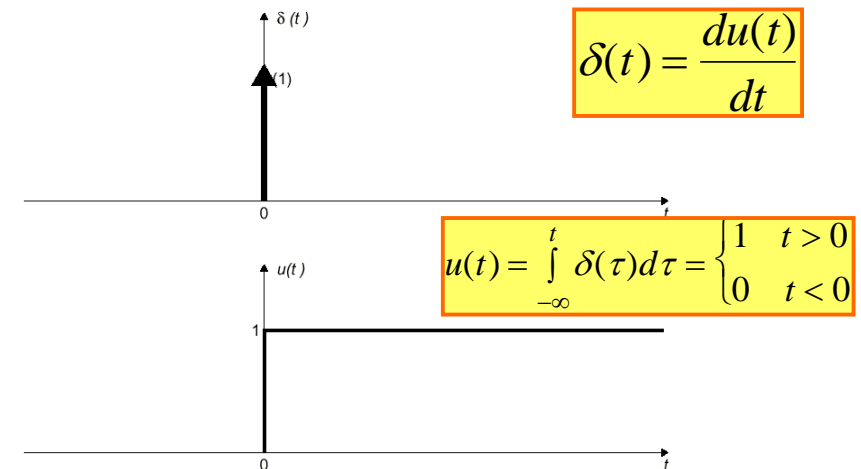
$$y(t) = \int_{-\infty}^t x(\tau) d\tau$$

- Integrate the impulse

$$\int_{-\infty}^t \delta(\tau) d\tau = u(t)$$

- IF $t < 0$, we get zero
- IF $t > 0$, we get one
 - Thus we have $h(t) = u(t)$ for the integrator

Graphical Representation



3/24/2005

ECE-2025 Spring-05 jMc

24

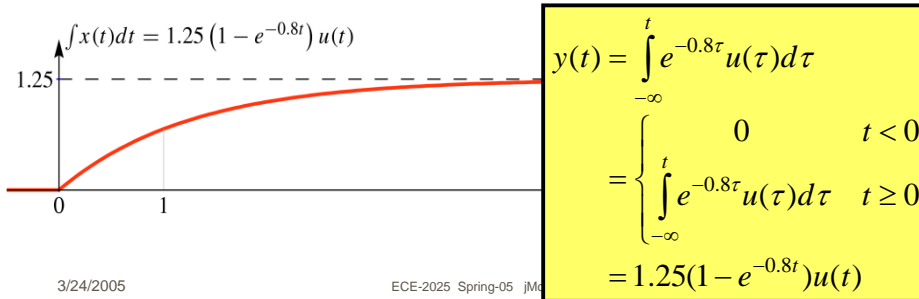
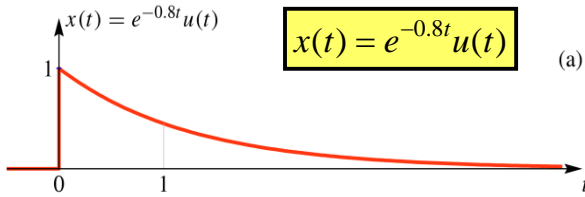
3/24/2005

ECE-2025 Spring-05 jMc

23

Output of Integrator

$$y(t) = \int_{-\infty}^t x(\tau) d\tau = x(t) * u(t)$$



3/24/2005

ECE-2025 Spring-05 jMc

Differentiator:

- Mathematical Definition:

$$y(t) = \frac{dx(t)}{dt}$$

- To find $h(t)$, let $x(t)$ be an impulse, so

$$h(t) = \frac{d\delta(t)}{dt} = \delta^{(1)}(t) \quad \text{Doublet}$$

3/24/2005

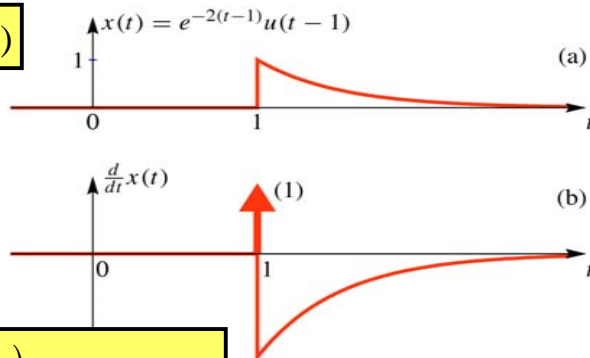
ECE-2025 Spring-05 jMc

26

Differentiator Output:

$$y(t) = \frac{dx(t)}{dt}$$

$$x(t) = e^{-2(t-1)}u(t-1)$$



$$\begin{aligned} y(t) &= \frac{d}{dt} \left(e^{-2(t-1)} u(t-1) \right) \\ &= -2e^{-2(t-1)} u(t-1) + e^{-2(t-1)} \delta(t-1) \\ &= -2e^{-2(t-1)} u(t-1) + 1\delta(t-1) \end{aligned}$$

27

Linear and Time-Invariant (LTI) Systems

- If a continuous-time system is both linear and time-invariant, then the output $y(t)$ is related to the input $x(t)$ by a **convolution integral**

$$y(t) = \int_{-\infty}^{\infty} x(\tau) h(t - \tau) d\tau = x(t) * h(t)$$

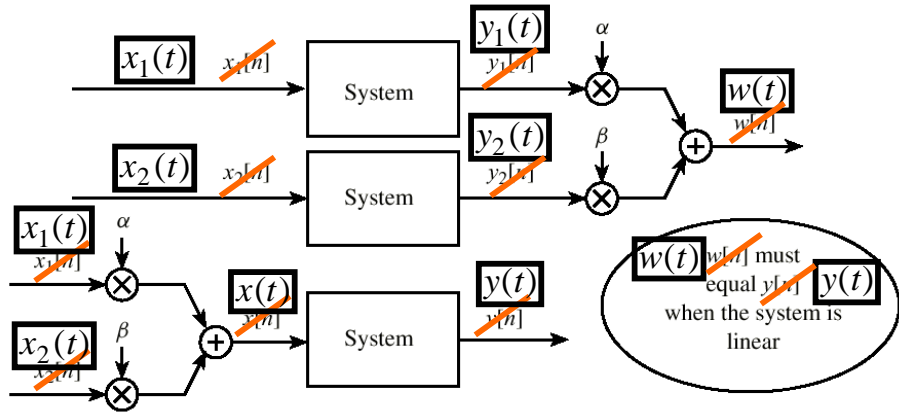
where $h(t)$ is the **impulse response** of the system.

3/24/2005

ECE-2025 Spring-05 jMc

28

Testing for Linearity



Testing Time-Invariance

