

**GEORGIA INSTITUTE OF TECHNOLOGY**  
SCHOOL of ELECTRICAL & COMPUTER ENGINEERING  
**QUIZ #1**

DATE: 17-Sept-01

COURSE: ECE 2025

NAME: \_\_\_\_\_ STUDENT #: \_\_\_\_\_  
                    LAST,                                    FIRST

---

Recitation Section: Circle the day & time when your Recitation Section meets:

L01:Tues-9:30am (Bordelon)    L02:Thur-9:30am (Casinovi)    L03:Tues-12:00pm (Casinovi)  
L04:Thur-12:00pm (Ji)            L05:Tues-1:30pm (Bordelon)    L06:Thur-1:30pm (Ji)  
L07:Tues-3:00pm (Casinovi)    L08:Thur-3:00pm (Bordelon)    L09:Tues-4:30pm (Lanterman)  
L10:Thur-4:30pm (Bordelon)    L11:Tues-6:00pm (Lanterman)    L13:Mon -3:00pm (Yezzi)  
L14:Weds-3:00pm (Taylor)      L15:Mon -4:30pm (Verriest)    L16:Weds-4:30pm (Taylor)  
L17:Mon -6:00pm (Verriest)    L20:Mon -1:30pm (McClellan)    RPK: (Abler)

---

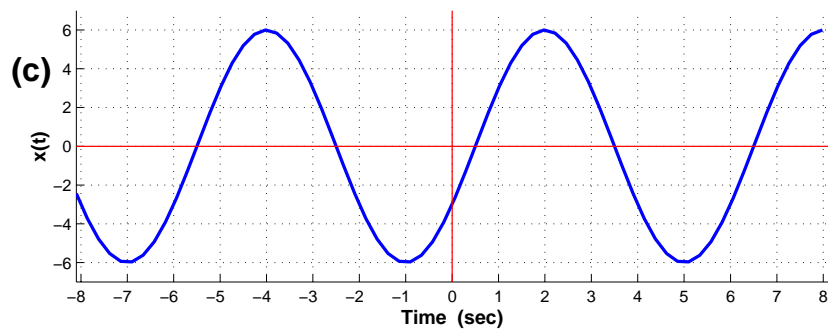
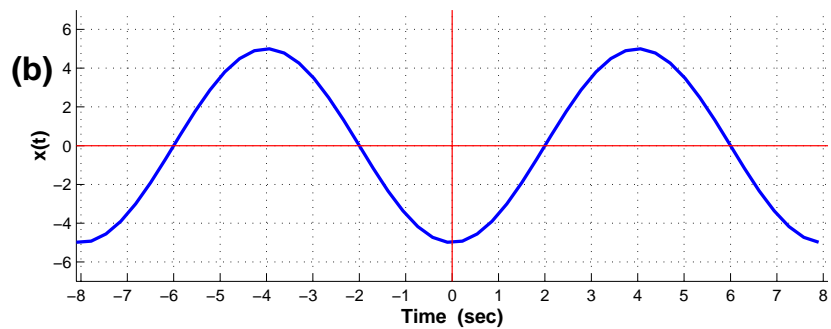
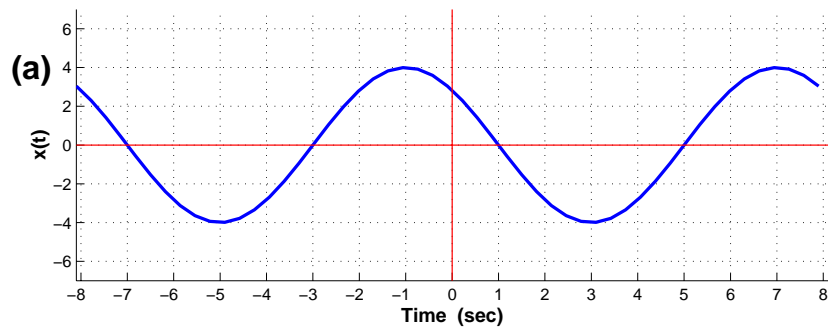
- Write your name on the front page **ONLY**. **DO NOT** unstaple the test.
- Closed book, but a calculator is permitted. However, one page ( $8\frac{1}{2}'' \times 11''$ ) of **HAND-WRITTEN** notes permitted. OK to write on both sides.
- **JUSTIFY** your reasoning **CLEARLY** to receive any partial credit. Explanations are also **REQUIRED** to receive full credit for any answer.
- You must write your answer in the space provided on the exam paper itself. Only these answers will be graded. Circle your answers, or write them in the boxes provided. If space is needed for scratch work, use the backs of previous pages.

<i>Problem</i>	<i>Value</i>	<i>Score</i>
1	20	
2	20	
3	20	
4	20	
5	20	

**Problem FALL-Q.1.1:**

Several sinusoidal signals are plotted below. For each plot (a)–(c), determine the amplitude, phase (in radians) and frequency (in Hz). Write your answers in the following table:

PLOT	(a)	(b)	(c)
AMPLITUDE			
PHASE (in radians)			
FREQUENCY (in Hz)			



**Problem FALL-Q.1.2:**

Simplify the following complex-valued expressions. In each case reduce the answers to a **simple** numerical form. Let

$$V = -\frac{1}{\sqrt{3}} + j.$$

(a) Express  $jV$  in polar form. In addition plot  $jV$  as a vector.

(b) Express the inverse of  $V$  in rectangular form. In addition plot  $\frac{1}{V}$  as a vector.

(c) If  $Z = \frac{|V|}{V^*}$ , express  $Z$  in polar form. In addition plot  $Z$  as a vector.

(d) Express  $\Re\{j^3 V e^{j15t}\}$  in the standard “cosine” form.

**Problem FALL-Q.1.3:**

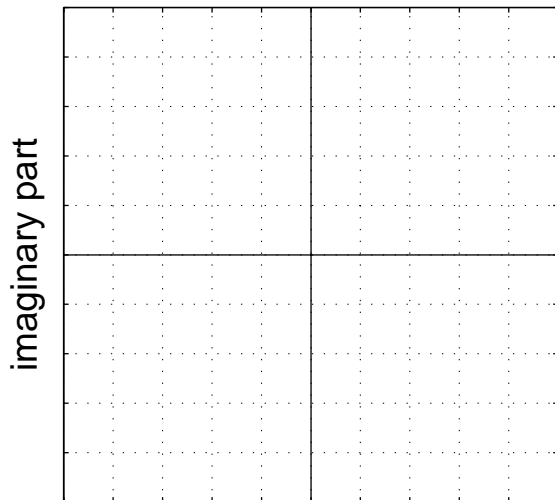
Define  $x(t)$  as

$$x(t) = 4 \cos(20\pi(t + .075)) + 4\sqrt{3} \cos(20\pi t + 2\pi/3)$$

- (a) Use phasor addition to express  $x(t)$  in the form  $x(t) = A \cos(\omega_0 t + \phi)$  by finding the numerical values of  $A$  and  $\phi$ , as well as  $\omega_0$ .

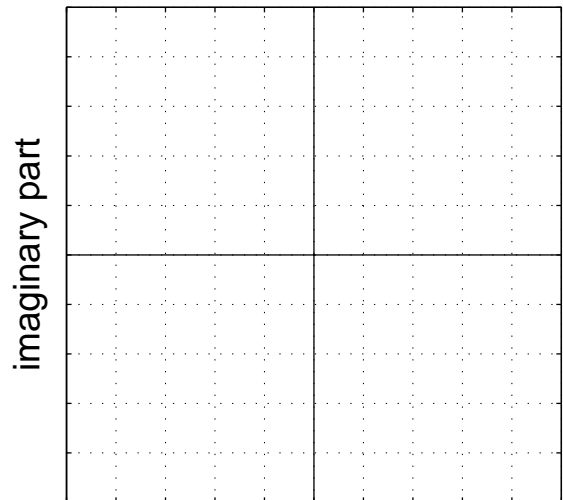
- (b) Make two complex plane plots to illustrate how complex amplitudes (phasors) were used to solve part (a). On the first plot, show the two complex amplitudes being added; on the second plot, show your solution as a vector and the addition of the two complex amplitudes as vectors (head-to-tail).

Two vectors here.



real part

Head-to-tail plot here.



real part

**Problem FALL-Q.1.4:**

The signal  $x(t)$  is formed from the signal  $v(t)$  by AM modulation. Assume that

$$v(t) = -1 + 3 \cos(6t + \pi/4)$$

and that

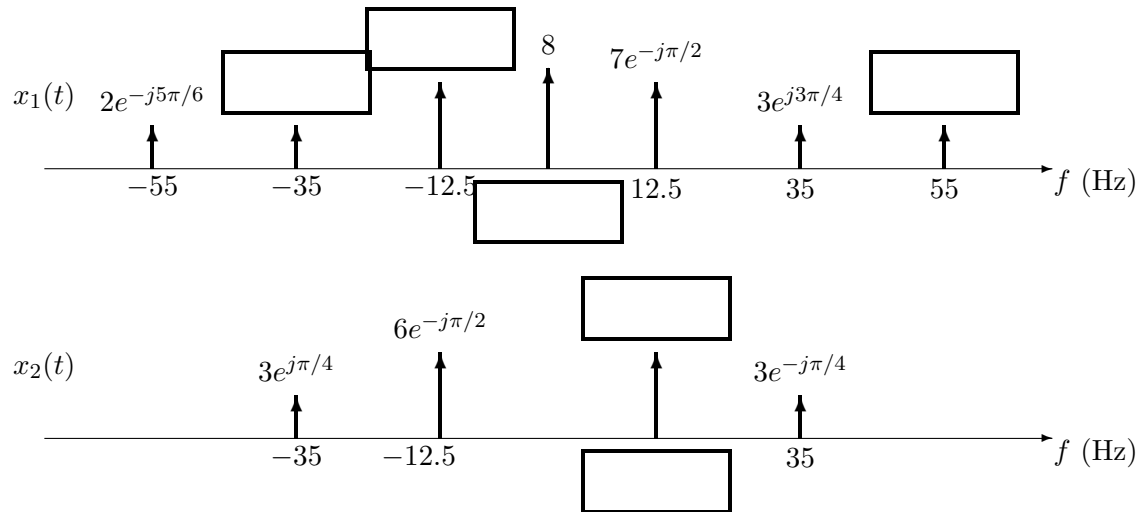
$$x(t) = v(t) \cos(20t).$$

- (a) Draw the spectrum for  $v(t)$ . Your sketch should be clearly labeled and all complex amplitudes should be indicated.

- (b) Draw the spectrum for  $x(t)$ . Your sketch should be clearly labeled and all complex amplitudes should be clearly indicated.

**Problem FALL-Q.1.5:**

- (a) The incomplete spectra for two *real* signals  $x_1(t)$  and  $x_2(t)$  are shown in the following figures. Fill in the empty boxes for the missing components.



- (b) Write an equation for  $x_2(t)$  in terms of cosine functions.