

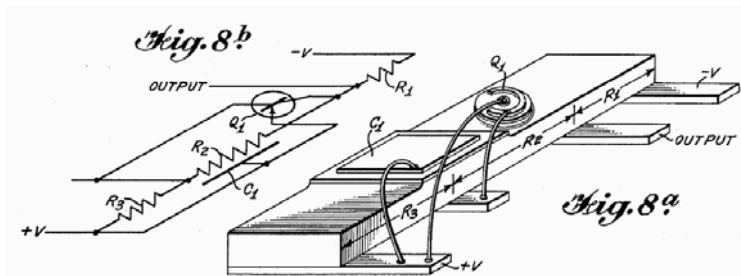
Lecture 10
D-to-A Conversion
25-Sept-2009

Lab & HW Info

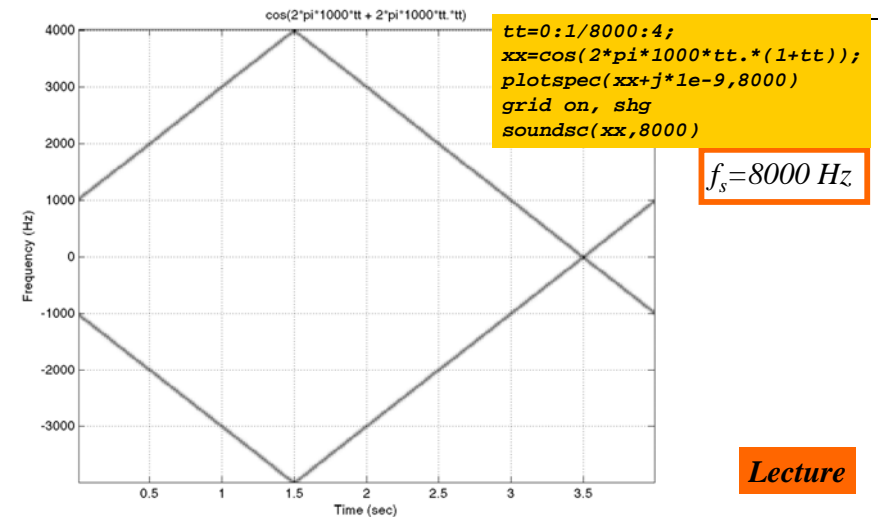
- HW #5: due next week
- Lab #6 will be completely in-Lab (50 points)
 - Come prepared to use **con2dis GUI**
- Lab #5 is a **Formal** Lab Report, worth 150 pts
 - Listening Test at the beginning of Lab #7
 - Due starting on 13-Oct
- Mid-Term Reports:
 - Quiz 50%, Labs 30%, HW 20%; S/U threshold 66
- Quiz #1 (solutions were posted)
 - Resolve grading issues NO LATER than Monday, 28-Sept
 - After that, no scores will be changed
 - Check t-square for graders of individual problems

INVENTION of the IC

- Integrated Circuit: 1959 by Jack Kilby
 - <http://www.eepatents.com/feature/>



Aliasing Demo with Chirp



Lecture

READING ASSIGNMENTS

- This Lecture:
 - Chapter 4: Sections 4-4, 4-5
- Other Reading:
 - Recitation: Section 4-3 (Strobe Demo)
 - Next Lecture: Chapter 5 (beginning)

9/25/2009

© 2003, JH McClellan & RW Schaefer

5

LECTURE OBJECTIVES

- FOLDING: a type of ALIASING
- DIGITAL-to-ANALOG CONVERSION is
 - Reconstruction from samples
 - SAMPLING THEOREM applies
 - Smooth **Interpolation**
- Mathematical Model of D-to-A
 - **SUM of SHIFTED PULSES**
 - Linear Interpolation example

9/25/2009

© 2003, JH McClellan & RW Schaefer

6

SIGNAL TYPES



- A-to-D
 - Convert $x(t)$ to **numbers** stored in memory
- D-to-A
 - Convert $y[n]$ back to a “continuous-time” signal, $y(t)$
 - $y[n]$ is called a “**discrete-time**” signal

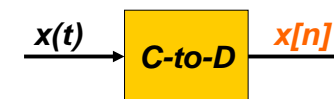
9/25/2009

© 2003, JH McClellan & RW Schaefer

7

SAMPLING $x(t)$

- UNIFORM SAMPLING at $t = nT_s$
 - IDEAL: $x[n] = x(nT_s)$



Shannon Sampling Theorem

A continuous-time signal $x(t)$ with frequencies no higher than f_{\max} can be reconstructed exactly from its samples $x[n] = x(nT_s)$, if the samples are taken at a rate $f_s = 1/T_s$ that is greater than $2f_{\max}$.

9/25/2009

© 2003, JH McClellan & RW Schaefer

8

NYQUIST RATE

- “Nyquist Rate” Sampling
 - $f_s > \text{TWICE}$ the HIGHEST Frequency in $x(t)$
 - “Sampling above the Nyquist rate”
- **BANDLIMITED SIGNALS**
 - DEF: $x(t)$ has a HIGHEST FREQUENCY COMPONENT in its SPECTRUM
 - NON-BANDLIMITED EXAMPLE
 - TRIANGLE WAVE is **NOT** BANDLIMITED

9/25/2009

© 2003, JH McClellan & RW Schaefer

9

SPECTRUM for $x[n]$

- INCLUDE **ALL** SPECTRUM LINES
 - ALIASES
 - ADD INTEGER MULTIPLES of 2π and -2π
 - FOLDED ALIASES
 - ALIASES of NEGATIVE FREQS
- PLOT versus **NORMALIZED** FREQUENCY
 - i.e., DIVIDE f_0 by f_s

$$\hat{\omega} = 2\pi \frac{f_0}{f_s} + 2\pi l$$

9/25/2009

© 2003, JH McClellan & RW Schaefer

10

EXAMPLE: SPECTRUM

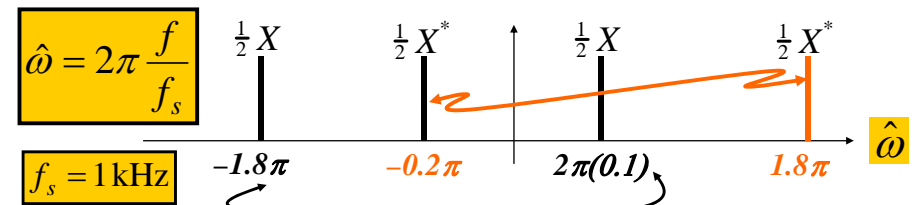
- $x[n] = A \cos(0.2\pi n + \phi)$
- FREQS @ 0.2π and -0.2π
- ALIASES:
 - $\{2.2\pi, 4.2\pi, 6.2\pi, \dots\}$ & $\{-1.8\pi, -3.8\pi, \dots\}$
 - EX: $x[n] = A \cos(4.2\pi n + \phi)$
- ALIASES of **NEGATIVE** FREQ:
 - $\{1.8\pi, 3.8\pi, 5.8\pi, \dots\}$ & $\{-2.2\pi, -4.2\pi, \dots\}$

9/25/2009

© 2003, JH McClellan & RW Schaefer

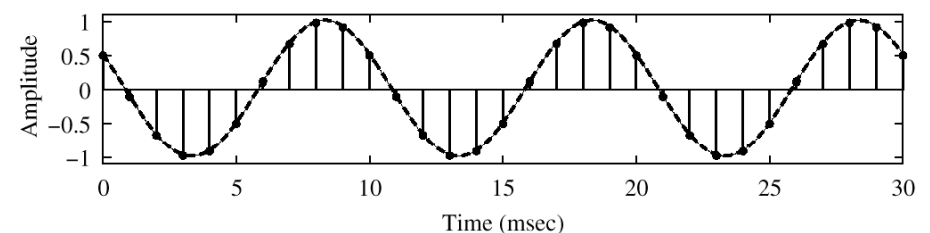
11

SPECTRUM (MORE LINES)

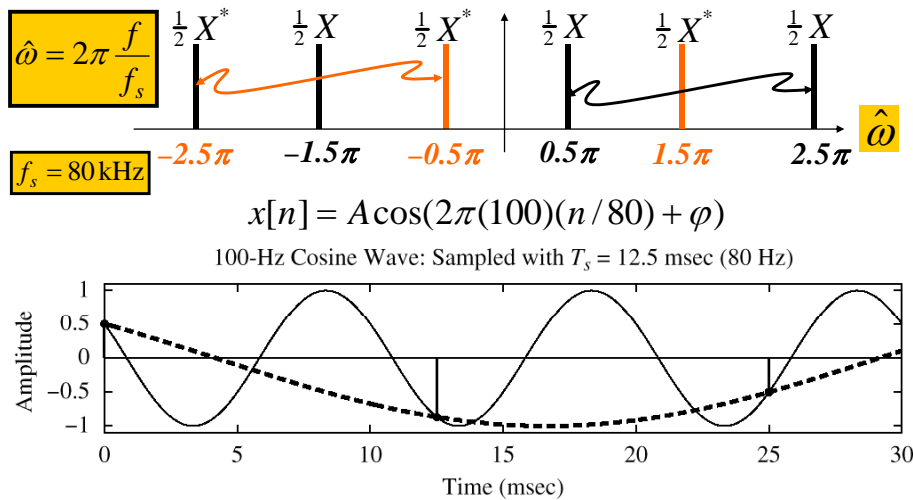


$$x[n] = A \cos(2\pi(100)(n/1000) + \phi)$$

100-Hz Cosine Wave: Sampled with $T_s = 1$ msec (1000 Hz)



SPECTRUM (ALIASING CASE)



FOLDING (a type of ALIASING)

- EXAMPLE: 3 different $x(t)$; same $x[n]$

$f_s = 1000$

$\hat{\omega} = 2\pi \frac{100}{1000} = 2\pi(0.1)$

$\cos(2\pi(100)t) \rightarrow \cos[2\pi(0.1)n]$

$\cos(2\pi(1100)t) \rightarrow \cos[2\pi(1.1)n] = \cos[2\pi(0.1)n]$

$\cos(2\pi(900)t) \rightarrow \cos[2\pi(0.9)n]$

$= \cos[2\pi(0.9)n - 2\pi n] = \cos[2\pi(-0.1)n] = \cos[2\pi(0.1)n]$

- 900 Hz “folds” to 100 Hz when $f_s = 1 \text{ kHz}$

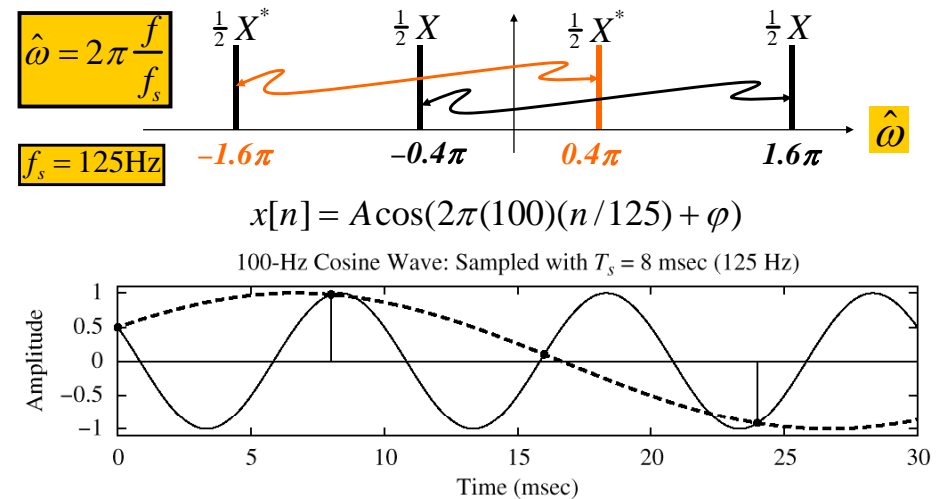
DIGITAL FREQ $\hat{\omega}$ AGAIN

Normalized Radian Frequency

$\hat{\omega} = \omega T_s = \frac{2\pi f}{f_s} + 2\pi \ell$ **ALIASING**

$\hat{\omega} = \omega T_s = -\frac{2\pi f}{f_s} + 2\pi \ell$ **FOLDED ALIAS**

SPECTRUM (FOLDING CASE)

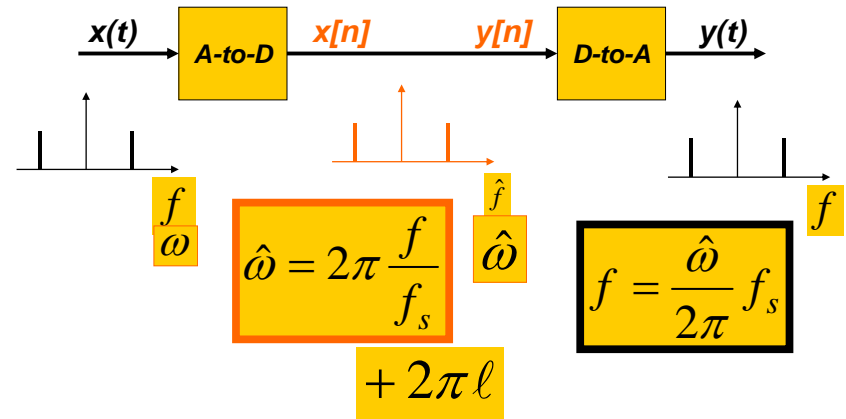


D-to-A Reconstruction



- Create continuous $y(t)$ from $y[n]$
 - **IDEAL**
 - If you have formula for $y[n]$
 - Replace n in $y[n]$ with $f_s t$
 - $y[n] = \text{Acos}(0.2\pi n + \phi)$ with $f_s = 8000$ Hz
 - $y(t) = \text{Acos}(2\pi(800)t + \phi)$

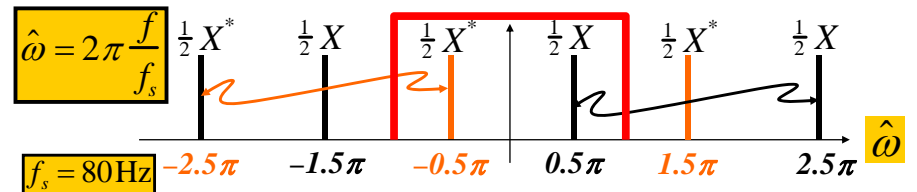
FREQUENCY DOMAINS



D-to-A is AMBIGUOUS !

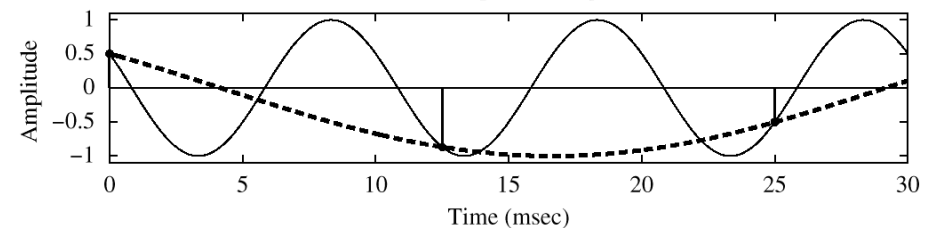
- **ALIASING**
 - Given $y[n]$, which $y(t)$ do we pick ???
 - INFINITE NUMBER of $y(t)$
 - PASSING THRU THE SAMPLES, $y[n]$
 - D-to-A RECONSTRUCTION MUST CHOOSE ONE OUTPUT
- RECONSTRUCT THE **SMOOTHEST ONE**
 - THE **LOWEST** FREQ, if $y[n] = \text{sinusoid}$

SPECTRUM (ALIASING CASE)



$$x[n] = \text{Acos}(2\pi(100)(n/80) + \phi)$$

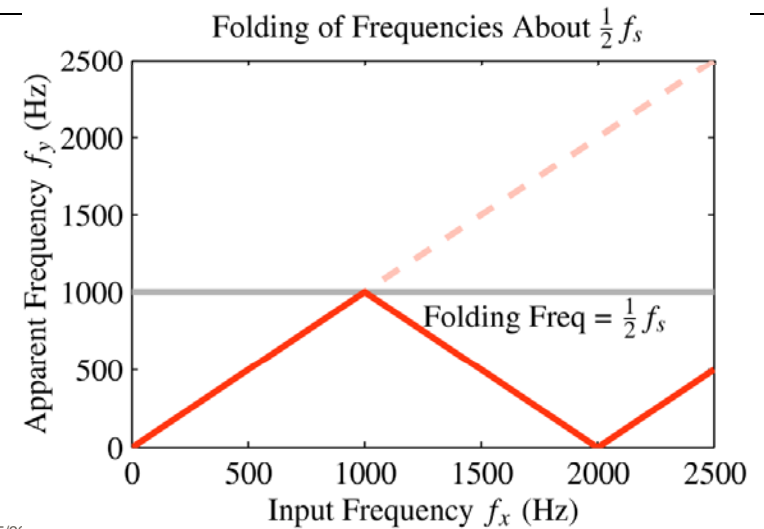
100-Hz Cosine Wave: Sampled with $T_s = 12.5$ msec (80 Hz)



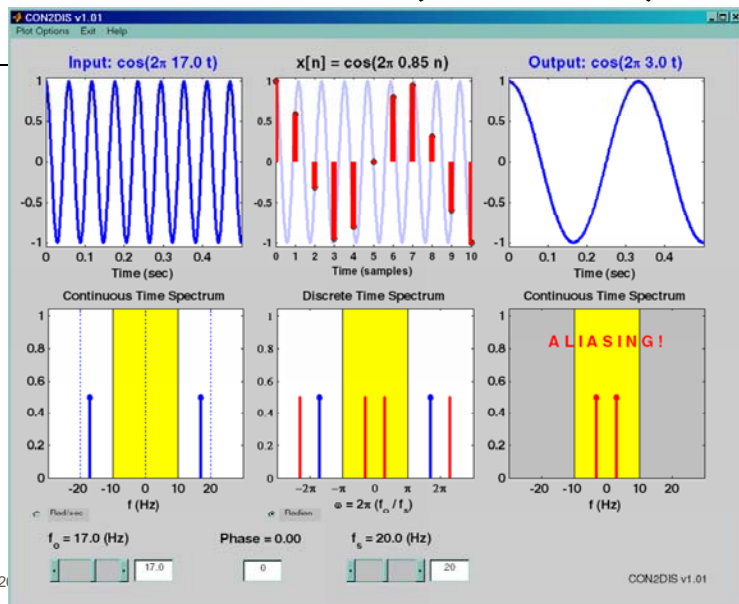
DEMOS from CHAPTER 4

- CD-ROM DEMOS
- SAMPLING DEMO (**con2dis GUI**)
 - Different Sampling Rates
 - Aliasing of a Sinusoid
- STROBE DEMO
 - Synthetic vs. Real
 - Television **SAMPLES** at 30 fps
- Sampling & Reconstruction

FOLDING DIAGRAM

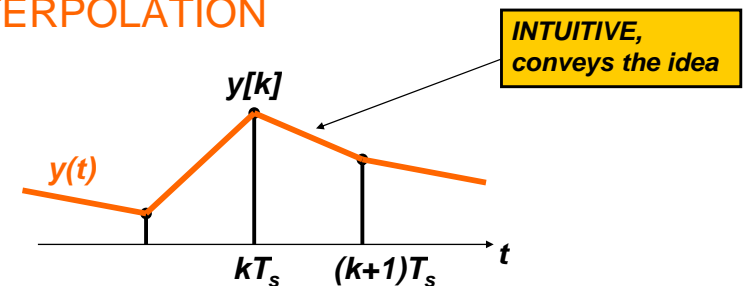


SAMPLING GUI (con2dis)



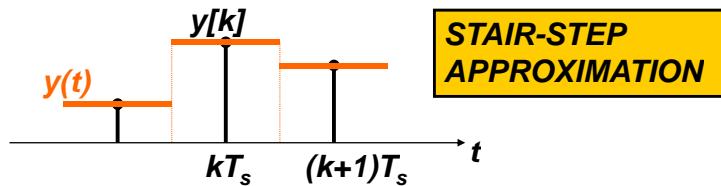
Reconstruction (D-to-A)

- CONVERT STREAM of NUMBERS to $x(t)$
- “CONNECT THE DOTS”
- INTERPOLATION



SAMPLE & HOLD DEVICE

- CONVERT $y[n]$ to $y(t)$
 - $y[k]$ should be the value of $y(t)$ at $t = kT_s$
 - Make $y(t)$ equal to $y[k]$ for $kT_s - 0.5T_s < t < kT_s + 0.5T_s$

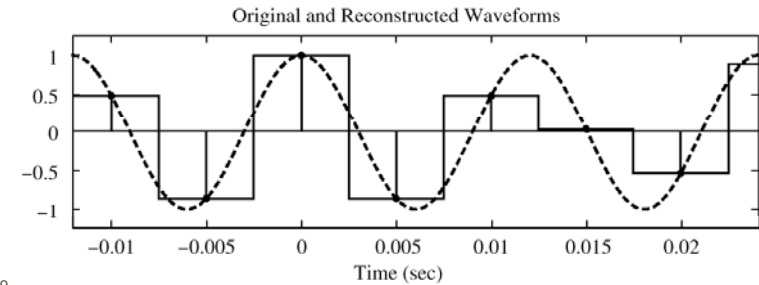
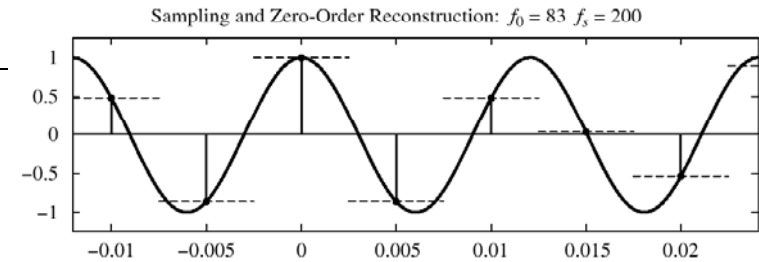


9/25/2009

© 2003, JH McClellan & RW Schaefer

25

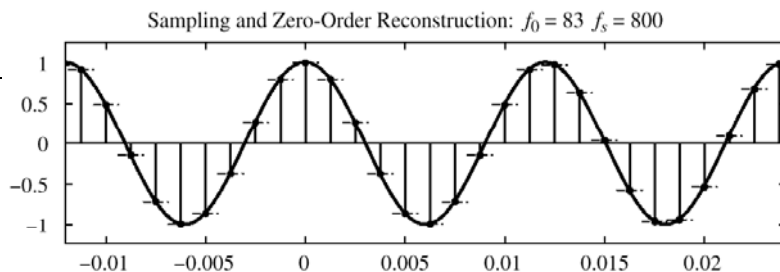
SQUARE PULSE CASE



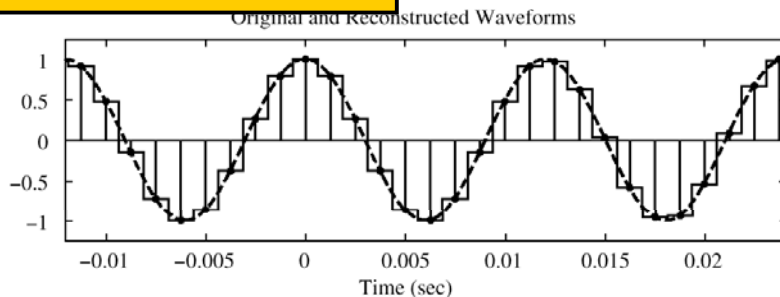
9

26

OVER-SAMPLING CASE



EASIER TO RECONSTRUCT



27

MATH MODEL for D-to-A

$$y(t) = \sum_{n=-\infty}^{\infty} y[n]p(t - nT_s)$$

SQUARE PULSE:

$$p(t) = \begin{cases} 1 & -\frac{1}{2}T_s < t \leq \frac{1}{2}T_s \\ 0 & \text{otherwise} \end{cases}$$

9/25/2009

© 2003, JH McClellan & RW Schaefer

28

EXPAND the SUMMATION

$$\sum_{n=-\infty}^{\infty} y[n]p(t - nT_s) =$$

$$\dots + y[0]p(t) + y[1]p(t - T_s) + y[2]p(t - 2T_s) + \dots$$

- SUM of SHIFTED PULSES $p(t-nT_s)$
 - “WEIGHTED” by $y[n]$
 - CENTERED at $t=nT_s$
 - SPACED by T_s
 - RESTORES “REAL TIME”

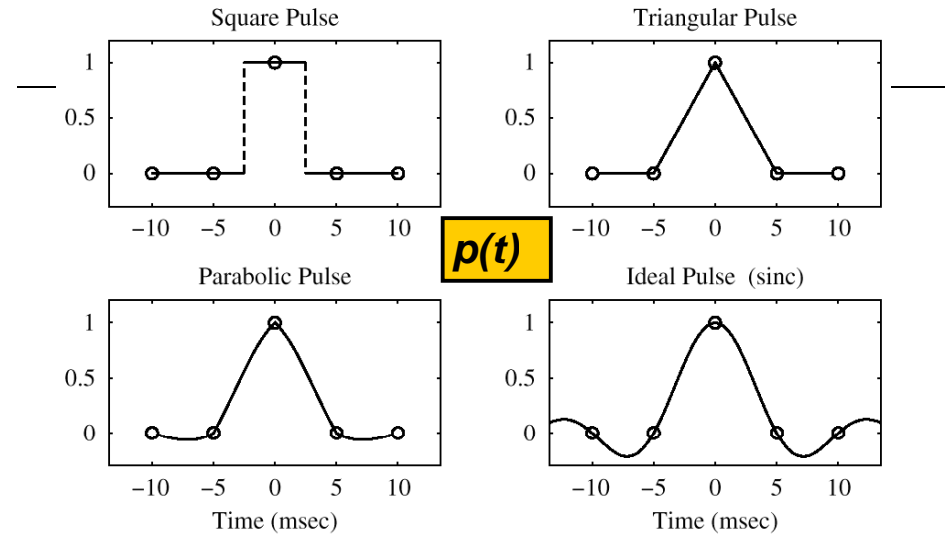
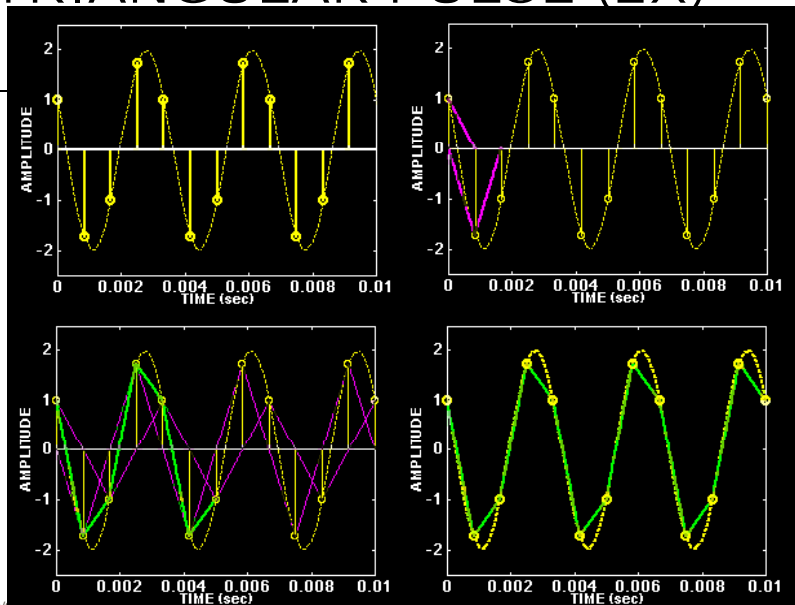


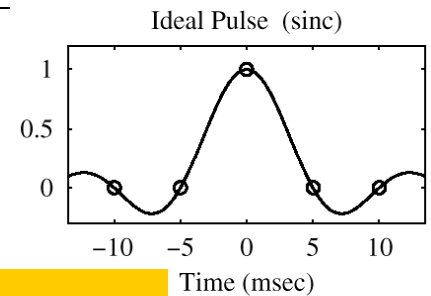
Figure 4.17 Four different pulses for D-to-C conversion. The sampling period is $T_s = 0.005$, i.e., $f_s = 200$ Hz. Note that the duration of each pulse is approximately one or two times T_s .

TRIANGULAR PULSE (2X)



OPTIMAL PULSE ?

**CALLED
“BANDLIMITED
INTERPOLATION”**



$$p(t) = \frac{\sin \frac{\pi t}{T_s}}{\frac{\pi t}{T_s}} \quad \text{for } -\infty < t < \infty$$

$$p(t) = 0 \quad \text{for } t = \pm T_s, \pm 2T_s, \dots$$