

# PHYSICS OF CONFINEMENT IMPROVEMENT OF PLASMA WITH IMPURITY INJECTION IN DIII-D

by

M. MURAKAMI, G.R. McKEE, G.L. JACKSON, G.M. STAEBLER, D.A. ALEXANDER, D.R. BAKER,  
G. BATEMAN, L.R. BAYLOR, J.A. BOEDO, N.H. BROOKS, K.H. BURRELL, J.R. CARY,  
R.H. COHEN, R.J. COLCHIN, J.C. DeBOO, E.J. DOYLE, D.R. ERNST, T.E. EVANS, C. FENZI,  
C.M. GREENFIELD, D.E. GREENWOOD, R.J. GROEBNER, J.T. HOGAN, W.A. HOULBERG,  
A.W. HYATT, R.J. LA HAYE, R. JAYAKUMAR, T.C. JERNIGAN, R.A. JONG, J.E. KINSEY,  
A.H. KRITZ, L.L. LAO, C.J. LASNIER, M.A. MAKOWSKI, A. MESSIAEN, J. MANDREKAS,  
R.A. MOYER, J. ONGENA, A. PANKIN, T.W. PETRIE, C.C. PETTY, C.L. RETTIG, T.L. RHODES,  
B.W. RICE, D.W. ROSS, J.C. ROST, S. SHASHARINA, W.M. STACEY, H.E. ST JOHN,  
P.I. STRAND, R.D. SYDORA, T.S. TAYLOR, D.M. THOMAS, M.R. WADE, R.E. WALTZ, W.P. WEST,  
K.-L. WONG, L. ZENG, and the DIII-D TEAM

OCTOBER 2000

## **DISCLAIMER**

This report was prepared as an account of work sponsored by an agency of the United States Government. Neither the United States Government nor any agency thereof, nor any of their employees, makes any warranty, express or implied, or assumes any legal liability or responsibility for the accuracy, completeness, or usefulness of any information, apparatus, product, or process disclosed, or represents that its use would not infringe privately owned rights. Reference herein to any specific commercial product, process, or service by trade name, trademark, manufacturer, or otherwise, does not necessarily constitute or imply its endorsement, recommendation, or favoring by the United States Government or any agency thereof. The views and opinions of authors expressed herein do not necessarily state or reflect those of the United States Government or any agency thereof.

# PHYSICS OF CONFINEMENT IMPROVEMENT OF PLASMA WITH IMPURITY INJECTION IN DIII-D

by

M. MURAKAMI,\* G.R. McKEE,<sup>†</sup> G.L. JACKSON, G.M. STAEBLER, D.A. ALEXANDER,<sup>‡</sup> D.R. BAKER,  
G. BATEMAN,<sup>△</sup> L.R. BAYLOR,\* J.A. BOEDO,<sup>¶</sup> N.H. BROOKS, K.H. BURRELL, J.R. CARY,<sup>‡§</sup>  
R.H. COHEN,<sup>∞</sup> R.J. COLCHIN,\* J.C. DeBOO, E.J. DOYLE,<sup>◇</sup> D.R. ERNST,<sup>#</sup> T.E. EVANS, C. FENZI,<sup>†</sup>  
C.M. GREENFIELD, D.E. GREENWOOD,\* R.J. GROEBNER, J.T. HOGAN,\* W.A. HOULBERG,\*  
A.W. HYATT, R.J. LA HAYE, R. JAYAKUMAR,<sup>∞</sup> T.C. JERNIGAN,\* R.A. JONG,<sup>∞</sup> J.E. KINSEY,<sup>△</sup>  
A.H. KRITZ,<sup>△</sup> L.L. LAO, C.J. LASNIER,<sup>∞</sup> M.A. MAKOWSKI,<sup>∞</sup> A. MESSIAEN,<sup>◇</sup> J. MANDREKAS,<sup>□</sup>  
R.A. MOYER,<sup>¶</sup> J. ONGENA,<sup>◇</sup> A. PANKIN,<sup>△</sup> T.W. PETRIE, C.C. PETTY, C.L. RETTIG,<sup>◇</sup> T.L. RHODES,<sup>◇</sup>  
B.W. RICE,<sup>∞</sup> D.W. ROSS,<sup>■</sup> J.C. ROST,<sup>•</sup> S. SHASHARINA,<sup>‡</sup> W.M. STACEY,<sup>□</sup> H.E. ST JOHN,  
P.I. STRAND,\* R.D. SYDORA,<sup>○</sup> T.S. TAYLOR, D.M. THOMAS, M.R. WADE,\* R.E. WALTZ, W.P. WEST,  
K.-L. WONG,<sup>#</sup> L. ZENG,<sup>¶</sup> and the DIII-D TEAM

This is a preprint of a paper to be presented at the 18th IAEA Fusion Energy Conference,  
October 4–10, 2000, in Sorrento, Italy, and to be published in the *Proceedings*.

\*Oak Ridge National Laboratory, Oak Ridge, Tennessee.

<sup>†</sup>University of Wisconsin, Madison, Wisconsin.

<sup>‡</sup>Tech-X Corporation, Boulder, Colorado.

<sup>△</sup>Lehigh University, Bethlehem, Pennsylvania.

<sup>¶</sup>University of California, San Diego, California.

<sup>§</sup>University of Colorado, Boulder, Colorado.

<sup>∞</sup>Lawrence Livermore National Laboratory, Livermore, California.

<sup>◇</sup>University of California, Los Angeles, California.

<sup>#</sup>Princeton Plasma Physics Laboratory, Princeton, New Jersey.

<sup>◇</sup>KMS/ERM, Brussels, Belgium.

<sup>■</sup>Georgia Institute of Technology, Atlanta, Georgia.

<sup>□</sup>University of Texas, Austin, Texas.

<sup>•</sup>Massachusetts Institute of Technology, Cambridge, Massachusetts.

<sup>○</sup>University of Alberta, Edmonton, Canada.

Work supported by  
the U.S. Department of Energy under  
Contract No. DE-AC03-99ER54463, DE-AC05-00OR22725, W-7405-ENG-48, DE-AC02-76CH03073, and  
Grant Nos. DE-FG02-92ER54139, DE-FG02-92ER54141, DE-FG03-95ER54294,  
DE-FG03-86ER53225, DE-FG03-97ER54415, and DE-FG02-94ER54235-APTE

**GA PROJECT 30033  
OCTOBER 2000**

# Physics of Confinement Improvement of Plasma with Impurity Injection in DIII-D

M. Murakami,<sup>1</sup> G.R. McKee,<sup>2</sup> G.L.Jackson,<sup>3</sup> G.M. Staebler,<sup>3</sup> D.A. Alexander,<sup>4</sup> D.R. Baker,<sup>3</sup> G. Bateman,<sup>5</sup> L.R. Baylor,<sup>1</sup> J.A. Boedo,<sup>6</sup> N.H. Brooks,<sup>3</sup> K.H. Burrell,<sup>3</sup> J.R. Cary,<sup>4,7</sup> R.H.Cohen,<sup>8</sup> R.J. Colchin,<sup>1</sup> J.C. DeBoo,<sup>3</sup> E.J. Doyle,<sup>9</sup> D.R. Ernst,<sup>10</sup> T.E. Evans,<sup>3</sup> C. Fenzi,<sup>2</sup> C.M. Greenfield,<sup>3</sup> D.E. Greenwood,<sup>1</sup> R.J. Groebner,<sup>3</sup> J.T. Hogan,<sup>1</sup> W.A. Houlberg,<sup>1</sup> A.W. Hyatt,<sup>3</sup> R.J. La Haye,<sup>3</sup> R. Jayakumar,<sup>8</sup> T.C. Jernigan,<sup>1</sup> R.A. Jong,<sup>8</sup> J.E. Kinsey,<sup>5</sup> A.H. Kritz,<sup>5</sup> L.L. Lao,<sup>3</sup> C.J. Lasnier,<sup>8</sup> M.A. Makowski,<sup>8</sup> A. Messiaen,<sup>11</sup> J. Mandrekas,<sup>12</sup> R.A. Moyer,<sup>6</sup> J. Ongena,<sup>11</sup> A. Pankin,<sup>5</sup> T.W. Petrie,<sup>3</sup> C.C. Petty,<sup>3</sup> C.L. Rettig,<sup>9</sup> T.L. Rhodes,<sup>9</sup> B.W. Rice,<sup>8</sup> D.W. Ross,<sup>13</sup> J.C. Rost,<sup>14</sup> S. Shasharina,<sup>4</sup> W.M. Stacey,<sup>12</sup> H.E. St John,<sup>3</sup> P.I. Strand,<sup>1</sup> R.D. Sydora,<sup>15</sup> T.S. Taylor,<sup>3</sup> D.M. Thomas,<sup>3</sup> M.R. Wade,<sup>1</sup> R.E. Waltz,<sup>3</sup> W.P. West,<sup>3</sup> K.L. Wong,<sup>10</sup> L. Zeng,<sup>9</sup> and the DIII-D Team

<sup>1</sup>Oak Ridge National Laboratory, Oak Ridge, Tennessee 37381, USA  
e-mail: murakami@fusion.gat.com

<sup>2</sup>University of Wisconsin, Madison, Wisconsin 53706, USA

<sup>3</sup>General Atomics, P.O. Box 85608, San Diego, California 92186-5608, USA

<sup>4</sup>Tech-X Corporation, Boulder, Colorado, 80301, USA

<sup>5</sup>Lehigh University, Bethlehem, Pennsylvania 18015, USA

<sup>6</sup>University of California, San Diego, California 92093, USA

<sup>7</sup>University of Colorado, Boulder, Colorado 80309-0390, USA

<sup>8</sup>Lawrence Livermore National Laboratory, Livermore, California 94550, USA

<sup>9</sup>University of California, Los Angeles, California 90095, USA

<sup>10</sup>Princeton Plasma Physics laboratory, Princeton, New Jersey 08543, USA

<sup>11</sup>KMS/ERM, Brussels, Belgium

<sup>12</sup>Georgia Institute of Technology, Atlanta, Georgia 30332, USA

<sup>13</sup>University of Texas, Austin, Texas 78712, USA

<sup>14</sup>Massachusetts Institute of Technology, Cambridge, Massachusetts 02139, USA

<sup>15</sup>University of Alberta, Edmonton, AB T6G2J1, Canada

**Abstract.** External impurity injection into L-mode edge discharges in DIII-D has produced clear increases in confinement (factor of 2 in energy confinement and neutron emission), reduction in all transport channels (particularly ion thermal diffusivity to the neoclassical level), and simultaneous reduction of long-wavelength turbulence. Suppression of the flux wavelength turbulence and transport reduction are attributed to synergistic effects of impurity-induced enhancement of ExB shearing rate and reduction of toroidal drift wave turbulence. A prompt reduction of density fluctuations and local transport at the beginning of impurity injection appears to result from an increased gradient of toroidal rotation enhancing the ExB shearing. Transport simulations carried out using the National Transport Code Collaboration Demonstration Code with a GyroLandau fluid model, GLF23, indicate ExB shearing suppression is the dominant transport suppression mechanism.

## 1. Introduction

Optimizing energy and particle confinement in magnetically confined plasmas remains a central challenge to fusion energy research. Anomalous transport is believed to result primarily from temperature- and density-gradient-driven drift wave turbulence [1]. Therefore, it is important to improve the physics understanding of turbulence and transport and to enhance predictive capabilities through comparison of experiments, theory and simulation. A number of tokamak experiments, including ISX-B (Z-mode) [2], TEXTOR-94 (RI-mode) [3], TFTR [4], DIII-D [5,6] and ASDEX-U [7] demonstrated that injection of controlled quantities of impurity into a plasma discharge can result in significant improvements of the global energy confinement. In the DIII-D experiment, we have observed clear increases in confinement

(from  $H_{89p} \approx 1$  to  $H_{89p} \leq 2$ ) and simultaneous reductions of long-wavelength turbulence in L-mode edge discharges which are directly correlated with external impurity injection. These observations provide an opportunity to test theory-based understanding of mechanisms for confinement improvement. Reduction of ion thermal transport is attributed to impurity-induced ExB shear suppression of turbulence fluctuations and reduction of toroidal drift wave turbulence growth rates. Impurity seeding can be used not only to produce a radiating mantle for reduction of heat fluxes to material surfaces, but also to control MHD stability by broadening pressure profiles in the reduced core transport region and/or the edge pedestal region.

## 2. DIII-D Impurity Injection Experiments

Injection of noble gases (neon, argon, and krypton) into L-mode edge, negative central shear (sawtooth-free) discharges in DIII-D has significantly improved the confinement [8,9]. Compared to similar reference discharges without impurity injection, the confinement enhancement factor and neutron emission in neon-injected discharges nearly doubled [Fig. 1(a,b)]. The ion and electron temperature with neon injection exhibit increased central values [Fig. 1(c,d)] as well as profile broadening. With neon injection, the electron density profile becomes more peaked owing to increased core values and decreased edge values, resulting in the density peaking factor,  $(n_{e0}/\langle n_e \rangle)$ , ratio of central to volume-average density), increasing from 1.2 to 1.5. The  $D_\alpha$  radiation is reduced simultaneously with the change in the density profile, consistent with improvement of the particle confinement.

Simultaneous with confinement improvement, long wavelength density fluctuations are reduced. Density fluctuations, measured with beam emission spectroscopy (BES) [10], and far infrared (FIR) scattering [11], show that long-wavelength turbulence ( $k_\theta \rho_s \leq 0.6$ , where  $\rho_s$  is the ion gyro-radius evaluated at the sound speed) is dramatically reduced in the core ( $\rho \leq 0.85$  where  $\rho =$  square root of normalized toroidal flux). Temporally resolved BES measurements at  $\rho = 0.7$ , shown in Fig. 2, exhibit two distinct time scales in the turbulence suppression. A fast (within 10-20 ms) drop ( $\sim 25\%$ ) in fluctuation amplitude immediately following neon injection is followed by a slow reduction thereafter. The measurements also show that the large amplitude fluctuations near the edge ( $0.85 \leq \rho \leq 1$ ) do not change significantly between the neon-injected and reference discharges. Langmuir probe measurements [12] show that turbulent particle flux is reduced at the edge, while the amplitude of the edge density fluctuations do not change significantly, consistent with BES and FIR scattering measurements.

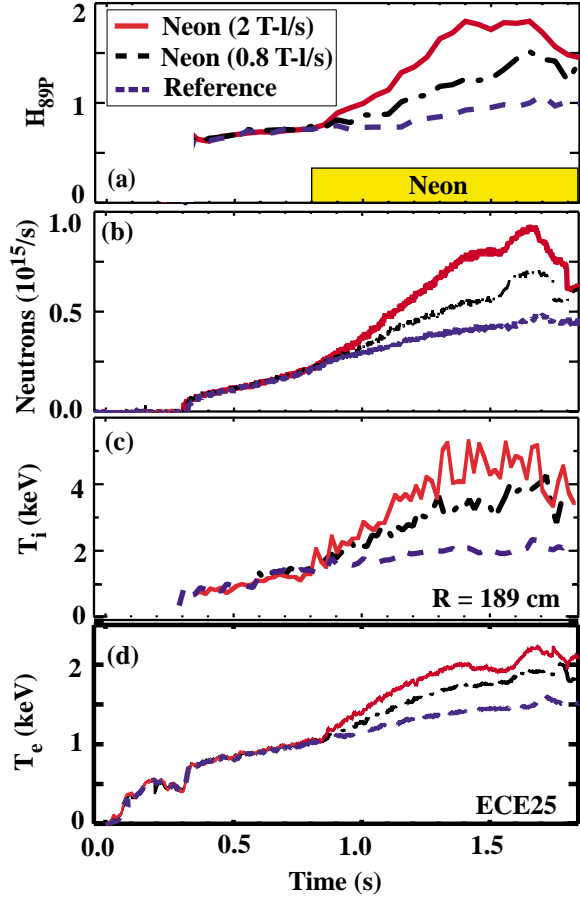


FIG. 1. Characteristics of plasma parameters for discharges with high neon (solid red), medium (chain) quantity of neon and a reference discharge without neon (dashed): (a) energy confinement enhancement factor, (b) neutrons, (c) central ion temperature, and (d) central electron temperature.

Transport analysis shows that transport coefficients in all transport channels are reduced with neon injection. The analysis is carried out using the TRANSP profile analysis code [13] using the measured plasma profiles. The MHD equilibria have been reconstructed using the EFIT equilibrium code [14] including data from external magnetic field measurements and motional Stark effect (MSE) field line pitch measurements, by taking into account the radial electric field [15], self-consistently including beam ion pressure as well as thermal electron and ion pressure. Profiles of effective charge ( $Z_{\text{eff}}$ ) are determined from charge exchange recombination (CER) spectroscopy measurements of fully ionized carbon and neon impurities. The central  $Z_{\text{eff}}$  value increases from 1.5 (reference) to  $\leq 3.4$  (with neon), corresponding to a central neon density fraction ( $n_{\text{Ne}}/n_e$ ) of up to 2.2%. On the other hand, intrinsic carbon density decreases by a factor of two upon neon injection. The modest dilution of the main fuel ions is compensated for by an increased central density, resulting in deuteron density remaining similar in both discharges. The factor of 2 increase in neutrons results primarily from an increase in the thermonuclear neutron rate arising from a higher ion temperature. Ion thermal diffusivity ( $\chi_i$ ) at  $\rho = 0.66$  in the high-quantity neon injection case quickly (within  $\sim 30$  ms) decreases by factor of 3, followed by a gradual reduction [Fig. 3(a)], consistent with the BES measurement. The radial profile of  $\chi_i$  at the peak performance time ( $t = 1.64$  s) is shown in Fig 3(b), showing that  $\chi_i$  is reduced throughout the profile to neoclassical levels (as calculated by the NCLASS model [16]). The electron thermal diffusivity ( $\chi_e$ ) shows a modest ( $\leq 1.5$ ) reduction throughout the neon injection period. Both toroidal momentum diffusivity and particle diffusivity also decrease with neon injection. Therefore all transport channels are improved with neon injection.

### 3. Mechanisms for Confinement Improvement

The physical mechanisms that cause the observed reduction in turbulence and transport include impurity-induced growth rate reduction of toroidal drift wave turbulence and increased radial electric field shear. The long wavelength turbulence observed in tokamak discharges is largely

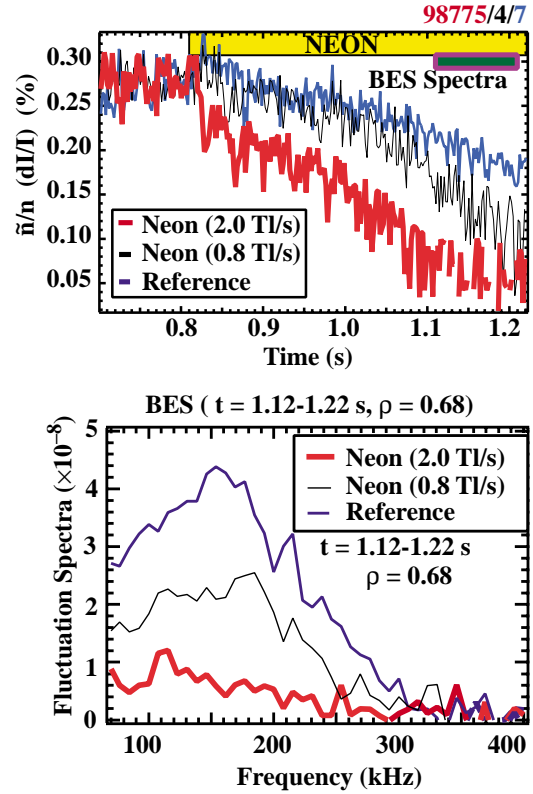


FIG. 2. Temporal evolution of density fluctuations, measured with BES at  $\rho = 0.7$  and fluctuation spectra for different neon injection quantities.

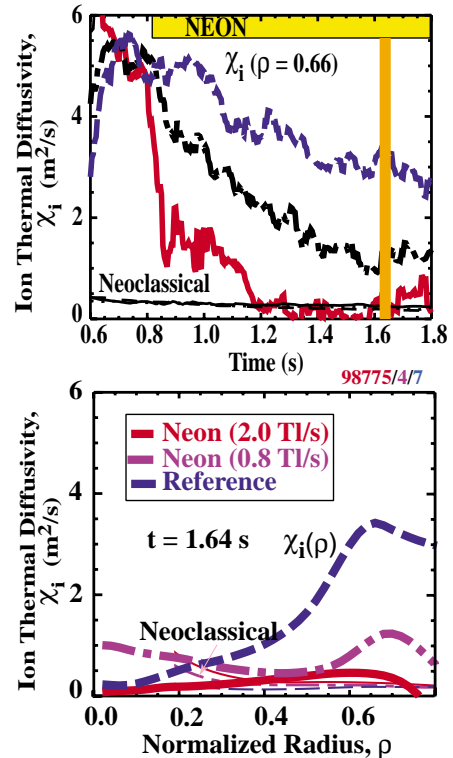


FIG. 3. Temporal evolution of ion thermal diffusivity at  $r = 0.66$ , and ion thermal diffusivity profile at 1.64 s.

driven by ion temperature gradient (ITG) and trapped electron modes (TEM) [17,18]. Various studies have shown that impurities can affect the stability of these microinstabilities, and that peaked impurity density profiles tend to stabilize ITG modes as a result of dilution of the main ions, direct mode stabilization by impurity ions, and profile changes (e.g., caused by enhanced localized radiation). To explore such possibilities, the gyrokinetic stability (GKS) code [19] is used to calculate the linear growth rates at a given radial location and time using measured plasma profiles including the full kinetic response of both ions and electrons in the in the actual magnetic geometry [20]. In addition, ExB shear affects stabilization of microturbulence by eddy shearing and nonlinear turbulence decorrelation [21,22]. It has been predicted theoretically and demonstrated experimentally that longwavelength fluctuations are suppressed in plasmas when the local ExB shearing rate [23],

$$\omega_{\text{ExB}} = [(RB_\theta)^2/B] (\partial/\partial\psi)[E_r/(RB_\theta)] \quad , \quad (1)$$

exceeds the linear growth rate of the most unstable modes. The ExB shearing rates were determined from the radial force balance of the intrinsic carbon ions based on CER measurements of toroidal and poloidal rotation and the pressure gradient along the outer midplane.

In discharges with neon injection, the ExB shearing rate significantly exceeds the linear growth rate of turbulence. Figure 4 shows the temporal evolution of the ExB shearing and the maximum linear growth rates for the neon-injected and reference shots at  $\rho = 0.64$ . Overall, the ExB shearing rates with neon injection are a factor of 2 larger than those in the reference shot without neon. At the same time, the maximum growth rates are lower with neon injection.

The prompt density fluctuation drop ( $\sim 10$  ms) at the beginning of neon injection suggests a cause for the confinement improvement. Figure 5 shows the profile changes in  $Z_{\text{eff}}$ , electron density, and angular toroidal rotation frequency near the start of impurity injection (no smoothing is applied to the data). The rise in  $\text{Ne}^{+10}$  density occurs within 10 ms (0.81-0.82 s). There is some peaking of the electron density profile commonly observed with impurity injection [24]. However the effect on the reduction of the maximum growth rate [as shown in Fig. 4(a)] is rather modest. In contrast, the toroidal rotation profile changes rapidly (in less than 20 ms, the time resolution of the CER rotation measurement); rotation decreases for  $\rho > 0.85$  and increases for  $\rho < 0.85$ . Further simulation and analysis is required to determine the interplay between the rapid neon influx, toroidal rotation gradient increase, and observed turbulence reduction. The local transport reduction and suppression of low- $k$  turbulence [Fig. 5(d)] appear to result from an increasing rotation gradient enhancing the ExB shear.

The electron thermal diffusivity also decreases with neon injection. The density profile peaking factor increases, and the parameter  $\eta_e = L_{\text{ne}}/L_{\text{Te}}$ , important in the electron temperature gradient mode decreases. Preliminary analysis of short wavelength fluctuations measured with FIR scattering ( $k_\theta = 13 \text{ cm}^{-1}$ ) shows that the RMS amplitude decreases in a bursting

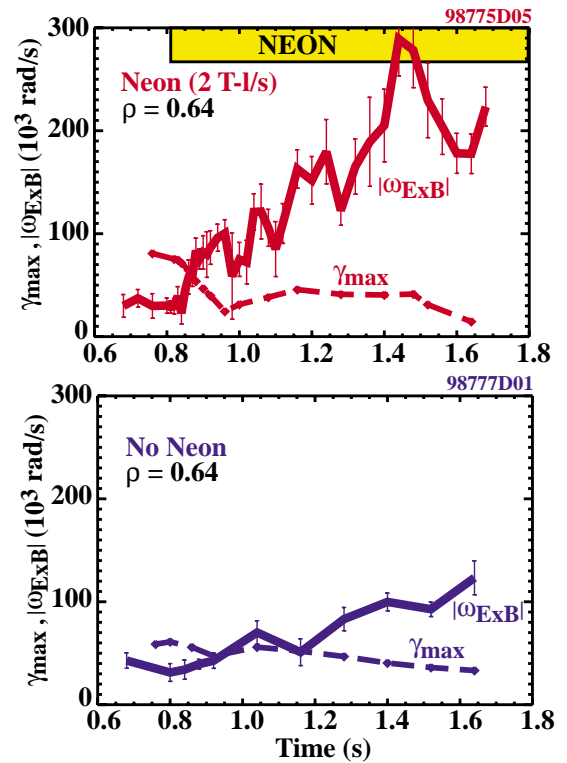


FIG. 4. Time evolution of the ExB shearing rates (solid curves with error bars) and maximum linear growth rates (dashed curves with solid diamonds) in a neon-injected and reference discharge.

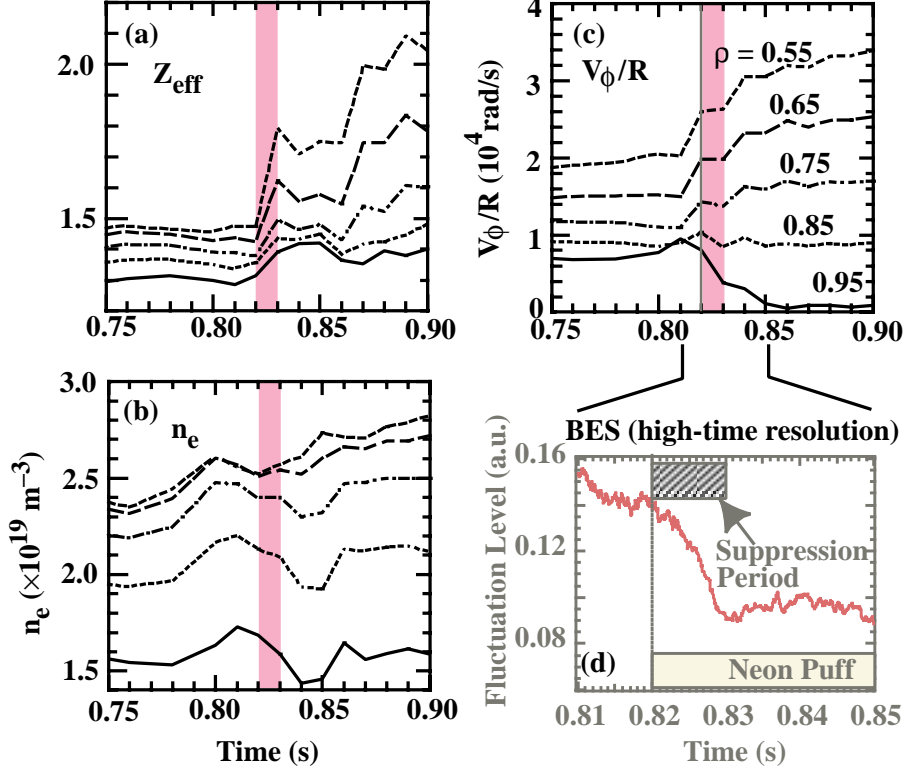


FIG. 5. Changes of profiles in (a)  $Z_{\text{eff}}$ , (b) electron density, and (c) angular toroidal rotation frequency around the start of neon injection when (d) BES fluctuation amplitude drops by  $\sim 25\%$ , based on BES wavelet analysis.

fashion during impurity injection. The average fluctuation level is correlated well with electron thermal diffusivity as impurity quantities and species are varied. Unfortunately uncertainties in the source of these fluctuations exists because the expected large ExB Doppler shift is not evident in the fluctuation spectra.

#### 4. Theory-Based Transport Modeling

The gyro-Landau fluid model, GLF23 [25], is used to understand the relative roles of individual confinement improvement mechanisms. GLF23 is a 1D dispersion type drift wave model developed from the approximate linear growth rates from the GKS code and uses parameterized results from nonlinear gyro-Landau-fluid simulations to determine the saturation levels. This critical gradient drift ballooning mode-based model yields quasi-linear estimates of transient coefficients for the electron and ion temperature, hydrogenic particles and impurity densities, and toroidal momentum. The model includes ExB flow shear as well as other turbulence suppression mechanisms. The flux quantity of the ExB shearing rate [26] is computed using the Doppler shift shear rate extended to real geometry,

$$\gamma_{\text{ExB}} = r/q \frac{\partial}{\partial r} [E_r / (RB_\theta)] \quad , \quad (2)$$

where  $r$  is the midplane minor radius. Compared with the shearing rate [Eq. (1)] based on the two-point decorrelation analysis on the outer midplane,  $\gamma_{\text{ExB}}$  is a factor of 2-4 lower under the present experimental conditions. The net turbulence transport is calculated from

$$\gamma_{\text{net}} = \gamma_{\text{max}} - \alpha_E |\gamma_{\text{ExB}}| \quad , \quad (3)$$

where  $\alpha_E$  is a constant for ExB shear stabilization.

Time-dependent simulations were carried out using the National Transport Code Collaboration (NTCC) demonstration code [27]. This code used the DIII-D neon shots as the primary test case for the code development. In these simulations, both electron and ion thermal transport were evolved self-consistently with inputs of time-dependent experimental



electron and impurity density and toroidal momentum profiles. Experimental boundary conditions were used at a normalized radius of  $\rho = 0.9$ . The simulations were carried out taking time-dependent sources, sinks, and equilibria provided by the TRANSP code. Figure 6 shows  $T_i$  and  $T_e$  profiles at the final simulation time, 1.58 s, for the neon-injected shot, and time histories of  $T_i$  and  $T_e$  at  $\rho = 0, 0.33$ , and  $0.66$ . The  $T_i$  simulation agrees well with the experiment, while  $T_e$  is somewhat overestimated in the simulation. While  $\gamma_{\text{ExB}} > \gamma_{\text{max}}$  eliminates transport from low-k drift ballooning modes, the electron thermal transport remains anomalous due to a remaining presence of high-k ETG modes for which ExB shearing is ineffective.

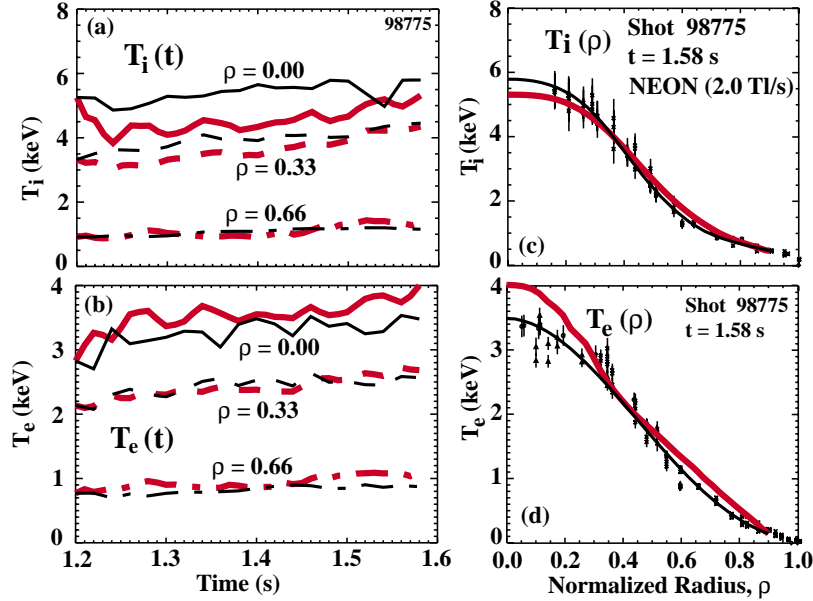


FIG. 6. Comparison of GLF23 transport simulation results (bold lines) with the experiments (fine lines) for the neon-injected shot (98775): (a) temporal evolution of ion and (b) electron temperature at  $\rho=0, 0.33$  and  $0.66$ , and (c) ion and (d) electron temperature profiles at the final simulation time (1.58 s),.

The importance of ExB flow shear is illustrated by the simulation of the neon-injected shot with three different ExB shear rates; experimental  $\gamma_{\text{ExB}}$ , one from the reference shot without neon, and one with no ExB shear at all ( $\alpha_E = 0$ ). The  $\gamma_{\text{ExB}}$  values in the above simulations have used experimentally measured poloidal rotation velocity ( $V_{\text{pol}}$ ). When  $\gamma_{\text{ExB}}$  is based on neoclassically calculated  $V_{\text{pol}}$ , as is customarily done [28,29], we find that the best agreement with the experiment is with  $\alpha_E = 1$ .

The role of the neon impurity is demonstrated in simulations with conditions of the neon-injected shot but with  $Z_{\text{eff}}$  and electron density profiles from the reference shot without neon. The simulation was started from the time at which neon has already established the improved state ( $t = 1.2$  s) but switched to the no-neon condition ( $Z_{\text{eff}} = 1.4$  and broad density profile) while maintaining

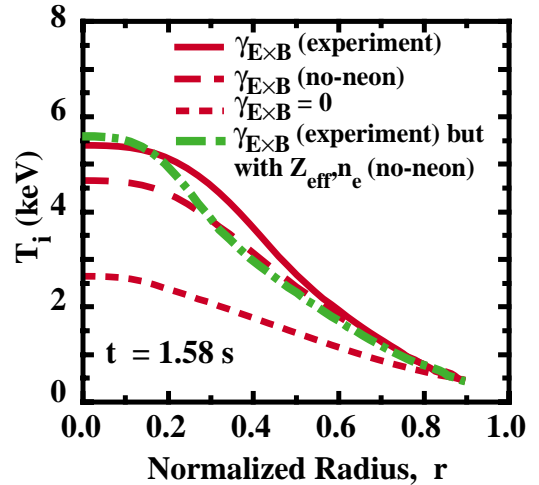


FIG. 7. Sensitivities of predicted ion temperature profiles against: varying ExB shearing rates; and replacing electron density and  $Z_{\text{eff}}$  profiles with those from the reference shot without neon injection. Simulations were carried out from 1.20 to 1.58 s.

the shearing rate. The ion temperature after 0.38 s (about 3 confinement times) is still elevated. This result suggests an experimental scenario where neon injection is used as a trigger, and then switched off after obtaining the confinement improvement. This scenario will be explored in future experiments. Recently magnetic braking was used in an experiment to directly test the role of ExB shearing in improved confinement with neon injection [30].

## 5. Summary

External impurity injection into L-mode edge discharges in DIII-D has produced clear increases in confinement (with factor of 2 increase in energy confinement and neutron emission), reduction in all transport channels (particularly  $\chi_i$  to the neoclassical level), and a simultaneous reduction of long-wavelength turbulence. Gyrokinetic analysis showed that suppression of long-wavelength turbulence and reduction of ion thermal transport is attributed to impurity-driven enhancement of the ExB shearing rate and a reduction of toroidal drift wave turbulence. The transport reduction appears to result from a positive feedback synergism between growth rate reduction, ExB shear increase and inward particle and/or momentum convection associated with the neon influx. GLF23 transport simulations show that ExB shearing suppression plays the dominant role by suppression of transport. These results suggest that an operational regime that simultaneously achieves good energy and particle confinement while maintaining a highly radiative, cool L-mode edge with low heat flux to first material surfaces.

## Acknowledgments

This is a report of work supported by the U.S. Department of Energy (DOE) under Contract Nos. DE-AC03-99ER54463, DE-AC05-00OR22725, W-7405-ENG-48, DE-AC02-76CH03073, and Grant Nos. DE-FG02-92ER54139, DE-FG02-92ER54141, DE-FG03-95ER54294, DE-FG03-86ER53225, and DE-FG02-94ER54235 APTE. The National Transport Code collaboration project is supported by contracts and grants provided by the U.S. DOE.

## References

- [1] CARRERAS, B.A., IEEE Trans. Plasma Sci. **25**, 1281 (1997).
- [2] LAZARUS, E.A., et al., J. Nucl. Mater. **121**, 61 (1984).
- [3] MESSIAEN, A.M., et al., Phys. Rev. Lett. **77**, 2487 (1996).
- [4] HILL, K., SCOTT, S.D., BELL, M., et al., Phys. Plasmas **6**, 877 (1999).
- [5] McKEE, G.R., BURRELL, K.H., FONCK, R., et al., Phys. Rev. Lett. **84**, 1922 (2000).
- [6] JACKSON, G.L., MURAKAMI, M., STAEBLER, G.M., et al., J. Nucl. Mater. **266–269**, 380 (1999).
- [7] GRÜBER, O., KALLENBACK, A., KAUFMANN, M., et al., Phys. Rev. Lett. **74**, 4217 (1995).
- [8] McKEE, G.R., MURAKAMI, M., BOEDO, J.A., et al., Phys. Plasmas **7**, 1870 (2000).
- [9] MURAKAMI, M., McKEE, G.R., JACKSON, G.L., et al., Proc. 27th Euro. Conf. on Controlled Fusion and Plasma Physics, Budapest, Hungary, 2000 (European Physical Society, to be published) Paper P2.026.
- [10] McKEE, G.R., ASHLEY, R.A., FONCK, R.J., et al., Rev. Sci. Instrum. **70**, 913 (1999).
- [11] RETTIG, C.C., BURNS, S., PHILIPONA, R., et al., Rev. Sci. Instrum. **61**, 3010 (1999).
- [12] MOYER, R.A., BURRELL, K.H., CARLSTROM, T.N., et al., Phys. Plasmas **2**, 2397 (1995).
- [13] HAWRYLUK, R.J., et al., *Physics Close to Thermonuclear Conditions*, Varenna, Italy, 1979 (Commission of European Communities, Brussels, Belgium, Vol. 1 (1979) p. 19).
- [14] LAO, L.L., FERRON, J.R., et al., Nucl. Fusion **30**, 1035 (1990).
- [15] RICE, B.W., BURRELL, K.H., LAO, L.L., Nucl. Fusion **37**, 517 (1997).
- [16] HOULBERG, W.A., SHAIN, K.C., HIRSHMAN, S.P., and ZARNSTORFF, M.C., Phys. Plasmas **4**, 3230 (1997).
- [17] HORTON, W., Rev. Mod. Phys. **71**, 735 (1999) and references therein.

- [18] SYDORA, R.D., et al., this conference.
- [19] KOTSCHENREUTHER, M., et al., *Comput. Phys. Commun.* **88**, 128 (1995).
- [20] MILLER, R.L., *Phys. Plasmas* **5**, 973 (1998).
- [21] BURRELL, K.H., *Phys. Plasmas* **4**, 1499 (1997), and references therein.
- [22] WALTZ, R.E., DEWAR, R.L., GARBET, X., *Phys. Plasmas* **5**, 1784 (1998).
- [23] HAHM, T.S., BURRELL, K.H., *Phys. Plasmas* **2**, 1648 (1995).
- [24] TOKAR, M.Z., ONGENA, J., et al., *Phys. Rev. Lett.* **84**, 895 (2000).
- [25] WALTZ, R.E., STAEBLER, G.M., DORLAND, W., et al., *Phys. Plasmas* **4**, 2482 (1997).
- [26] WALTZ, R.E., MILLER, R.L., *Phys. Plasmas* **6**, 4265 (1999).
- [27] NTCC Team (presented by G. Bateman), "The US National Transport Code Collaboration," Proc. of the 17th International Conf. on the Numerical Simulation of Plasmas, Banff, Alberta, Canada, 2000, pp. 172-175.
- [28] KINSEY, J.E., WALTZ, R.E., et al., Proc. of 26th Euro. Conf. on Controlled Fusion and Plasma Physics, Maastricht, The Netherlands, 1999 (European Physical Society, 1999) Vol., 23J, p. 1205
- [29] ERNST, D., COPPI, B., SCOTT, S.D., et al., *Phys. Rev. Lett.* **81**, 2454 (1998).
- [30] ERNST, D., MURAKAMI, M., LA HAYE, R.J., et al., to be presented at 42nd Annual Meeting of the American Physical Society Division of Plasma Physics, Quebec City, Canada, 2000 and to be published in *Bull. Am. Phys. Soc.*