

# CHECK YOUR UTILITY BILLS

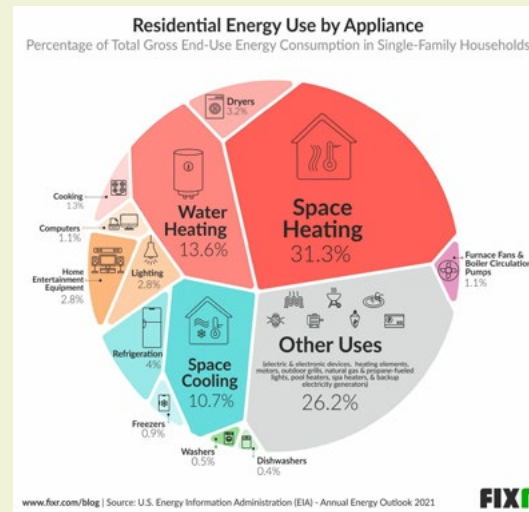
## WHAT ARE THE COSTS THAT YOU ARE PAYING IN YOUR BILL?

### 1 Power Bill

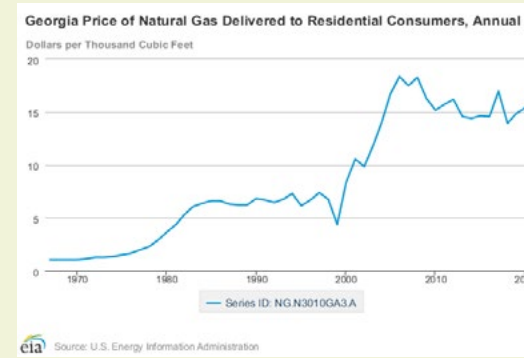
Use **this calculator** from Georgia Public Service Commission (GPSC) to calculate your power bill based on actual usage.

According to US Energy Information Administration (EIA), the average residential monthly usage in Georgia is 1080 KWh **which results in monthly costs of \$130 per home. If your power bills are significantly higher than this value, you might have to do a professional inspection of the home** and follow recommendations for reducing energy usage.

The diagram shows the energy use by appliance. Taking action to reduce the consumption of appliances, heating and cooling, and water can impact energy reduction. To find out more about appliance-wise usage and estimated costs per month, refer to **cost-comparison-brochure-2019** by Georgia Power. To find out more about appliance-wise usage and estimated costs per month, refer to **cost-comparison-brochure-2019** by Georgia Power.



### 2 Natural Gas Bill



48% of Georgia homes use natural gas for heating and 48% of the homes use electricity for heating. This implies that many homes still rely on gas furnaces for heating and cooking purposes. Your gas bills will be dependent on the amount of usage as well as the condition of the appliance you are using.

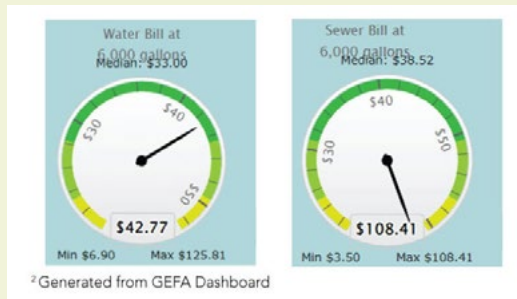
**If you are paying significantly more than \$160 (with heating use),** then you might have to call for a professional inspection of your devices and switch to newer systems that are more efficient.

You can read more about the detailed **break-up cost** and **compare rate** plans that are offered by certificated natural gas marketers to know if your monthly bills are above or below average costs.

This checklist was created in collaboration with the Flourishing Communities Collaborative at Georgia Tech  
For more information, please visit:  
[fc2.design.gatech.edu](http://fc2.design.gatech.edu)



### 2 Water Bill



Did you know that in Georgia, residents pay more for sewer rates than water rates?

Use **this estimator** to calculate your monthly utility bills by the 2022 Environmental Finance Center at the University of North Carolina, Chapel Hill.

The EPA estimates an average household uses 100 gallons of water per day, per person. In Georgia, residents pay more for sewer rates than water rates. For example, let's assume a family of two households consumes 6000 gallons (800 cubic feet) per month. This can cost up to \$42 (\$5.52 per 100 cubic feet) as water costs and \$109 for sewer bills, totaling \$151 for the family. **Click here to know more about Fulton county's rate schedule.**