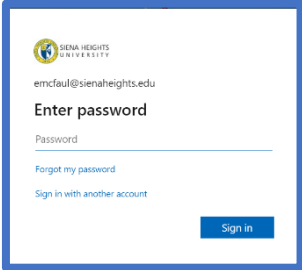

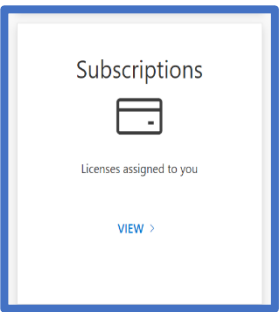
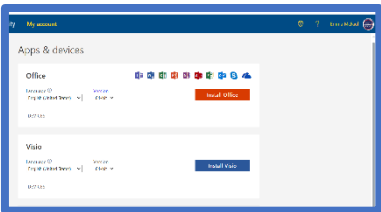




<p>Check with the Information Technology Department, to see if you have permission for the Visio license. The Windows version can be download. The Mac OSX version can be use on the office.com website.</p>	<p>517-264-7655 Information Technology Student Staff Desk.</p>
<p>Log on the Office.com using your username@sienaheights.edu for a username, and for your password for MySiena account, tap on the Sign in button.</p>	
<p>Click on your account information, located in the top right corner of your username for and tap on View account link.</p>	
<p>Scroll all the way down on right side of the web page, to Subscriptions, and tap on view. Prior to the download, close out of any open Microsoft programs such as: Outlook Word Excel</p>	
<p>Under MY Account tap on install Visio, from Google Chrome the download will show in the left bottom corner. Download is complete start the install.</p>	
<p>The install will be in process, with ongoing messages from Microsoft of the process for your installation of the Visio application.</p>	