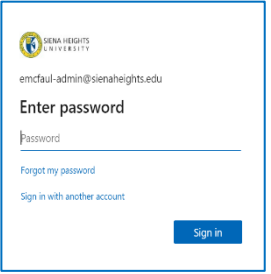
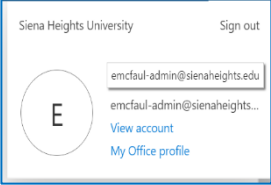
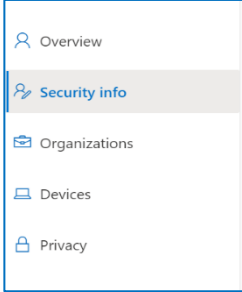
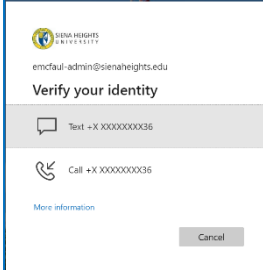


Verify Your Microsoft e-mail Account



<p>You need to use your work e-mail account for logging on any of the Microsoft Office applications. Log on the https://office.com.</p>	
<p>Next, from the right corner of the window tap on the View account link.</p>	
<p>Next, tap on the security info to the left and then tap on Update information.</p>	
<p>From the Verify your identity menu, set up phone number and proceed with an auto call From Microsoft, listen to the quick message and hang up, or check your phone for a code message to input on the menu.</p>	
<p>You have now completed your sign in request. Select the Don't ask for 90 days and tap on the verify button to complete the menu.</p>	