

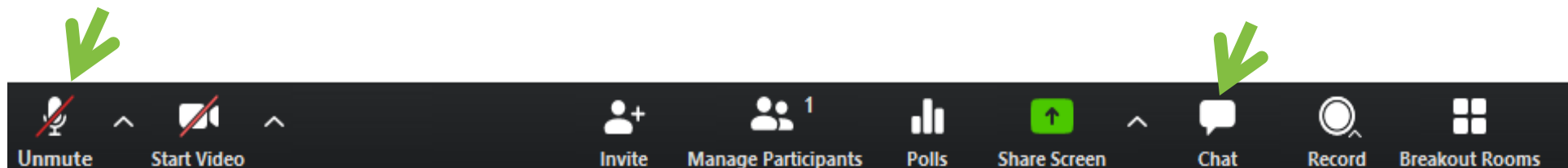


Neonatal Initiatives

Action Period Call
August 28th, 2024
12:00 – 1:00 PM CT

Welcome

- Please type your **name** and the **organization** you represent in the chat box and send to "Everyone."
- Please click on the three dots in the upper right corner of your Zoom image, click "Rename" and put your name and organization.
- Please also do for all those in the room with you viewing the webinar.
- Attendees are automatically muted to reduce background noise.
- You may enter questions/comments in the "chat" box during the presentation. We will have a Q&A session at the end.
- Slides will be available via email and at <http://www.alpqc.org/initiatives/nhp>
- We will be recording this call to share, along with any slides.



Agenda



Activity:	Time:
Welcome, Updates & Reminders	12:00-12:05
Introductions	12:05-12:10
NHP June and Quarterly Data Review	12:10-12:20
Hospital Shares: Jackson Hospital & Huntsville Hospital for Women & Children	12:20-12:45
Q&A	12:45-12:50
NOWS Sustainability Results	12:50-12:55
Reminders & Next Steps	12:55-1:00



Updates

Updates & Reminders

- Monthly (July) NHP data will be due August 31st
 - Links to survey sent on August 15th
 - Please let us know if you did not receive links and we will send them out ASAP
- The next Honor Roll will be posted this October
 - 1 point earned for each activity completed in July, August, & September
 - Monthly Data Reporting
 - Participation in Monthly Action Period Calls
 - 1-on-1 Monthly Meetings with QI-RN
 - 1 point earned for completing Quarterly Reporting due July 31st
- Hospitals with ≥ 9 points will be recognized on our quarterly Honor Roll
 - The Honor Roll will be posted on our website and shared with our partners including ALAHA and BCBS.

Introduction: CDC Partners

- Namita Agravat and Dr. Tiffany Colarusso
- Welcome Namita and Tiffany!



Introduction: Dr. Kelechi Ikeri

- Dr. Ikeri is a Neonatologist at the University of South Alabama Children's and Women's Hospital in Mobile, Alabama
 - Director of Quality for the Neonatology Division, the ALPQC site lead, and an adjunct assistant professor
 - Bachelor of Medicine and Surgery (MBBS) University of Lagos, College of Medicine, Idi-Araba, Lagos, Nigeria
 - Pediatric Residency Woodhull Medical & Mental Health Centre, Brooklyn, New York
 - Neonatal-Perinatal Medicine Fellowship St. Christopher's Hospital for Children, Philadelphia, PA
- Improvement Coach Professional Development Program Certification from the Institute for Healthcare Improvement (IHI)
- A wealth of knowledge and experience surrounding Quality Improvement work
- Joining us as our Neonatology lead on QI initiatives



Hospitals who have entered 100% of their July Monthly Data (as of 08/27/24)	
1. East Alabama Medical Center (x2)	2. Marshall Medical Center North
3. Baptist Medical Center South	4. Huntsville Hospital for Women & Children
5. USA Children’s & Women’s Hospital	6. Russell Medical Center
7. DCH Northport Medical Center (x2)	8. St. Vincent’s Hospital
9. Madison Hospital	10. Jackson Hospital
11. DCH Regional Medical Center (x2)	12. Brookwood Medical Center
13. Baptist Medical Center East	

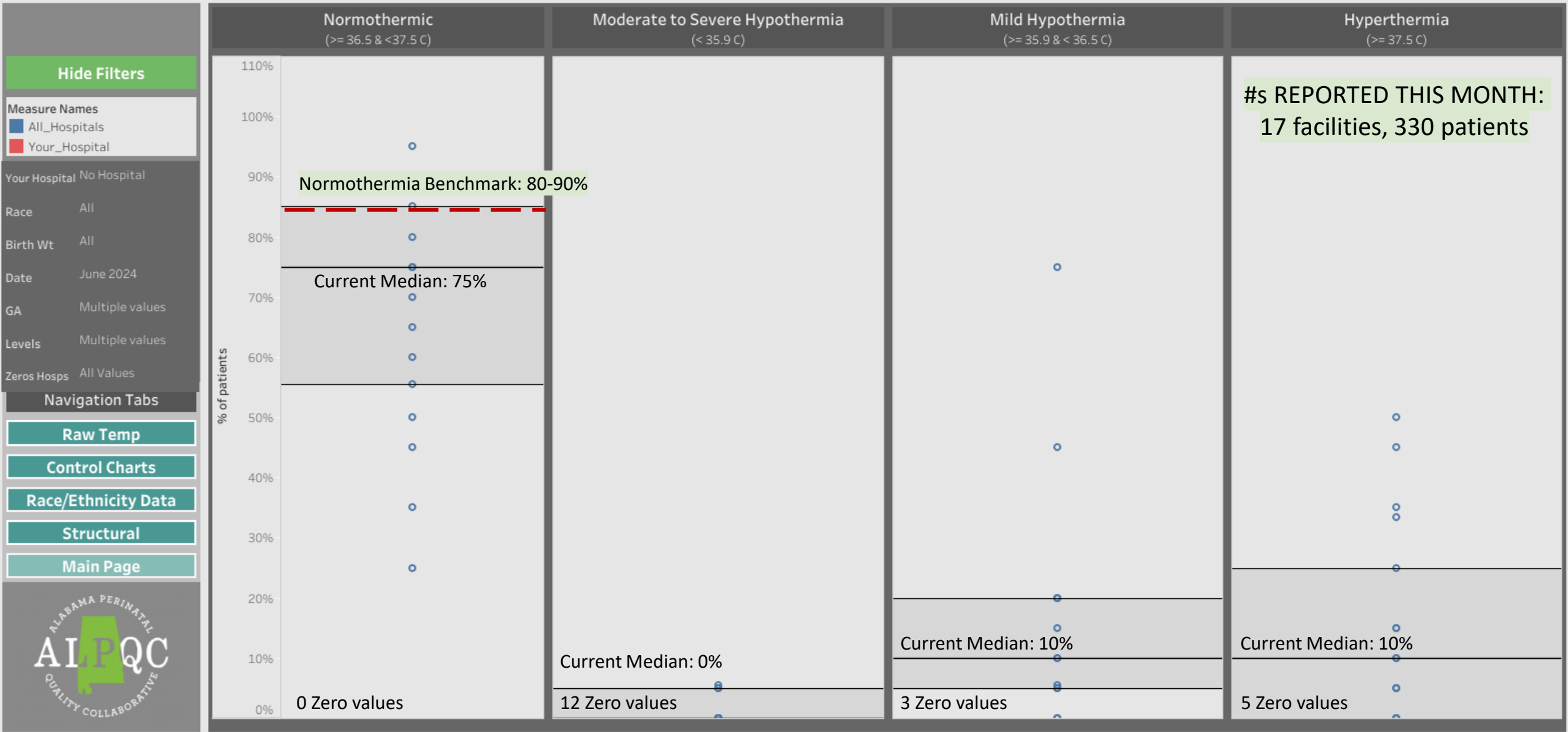


June Data Review Levels 1 and 2



ALPQC NHP

(From December, 2023 to July, 2024)



ALPQC NHP

(From December, 2023 to July, 2024)

Hide Filters

Legends

- Lower Control Limit
- Upper Control Limit
- Your Hospital
- All Hospitals

Your Hospital No Hospital

Outcomes Any Hypothermia

Thermias Multiple values

Race All

Birth Wt All

GA Multiple values

DeliveryMode All

Date Multiple values

Only Your H.. All

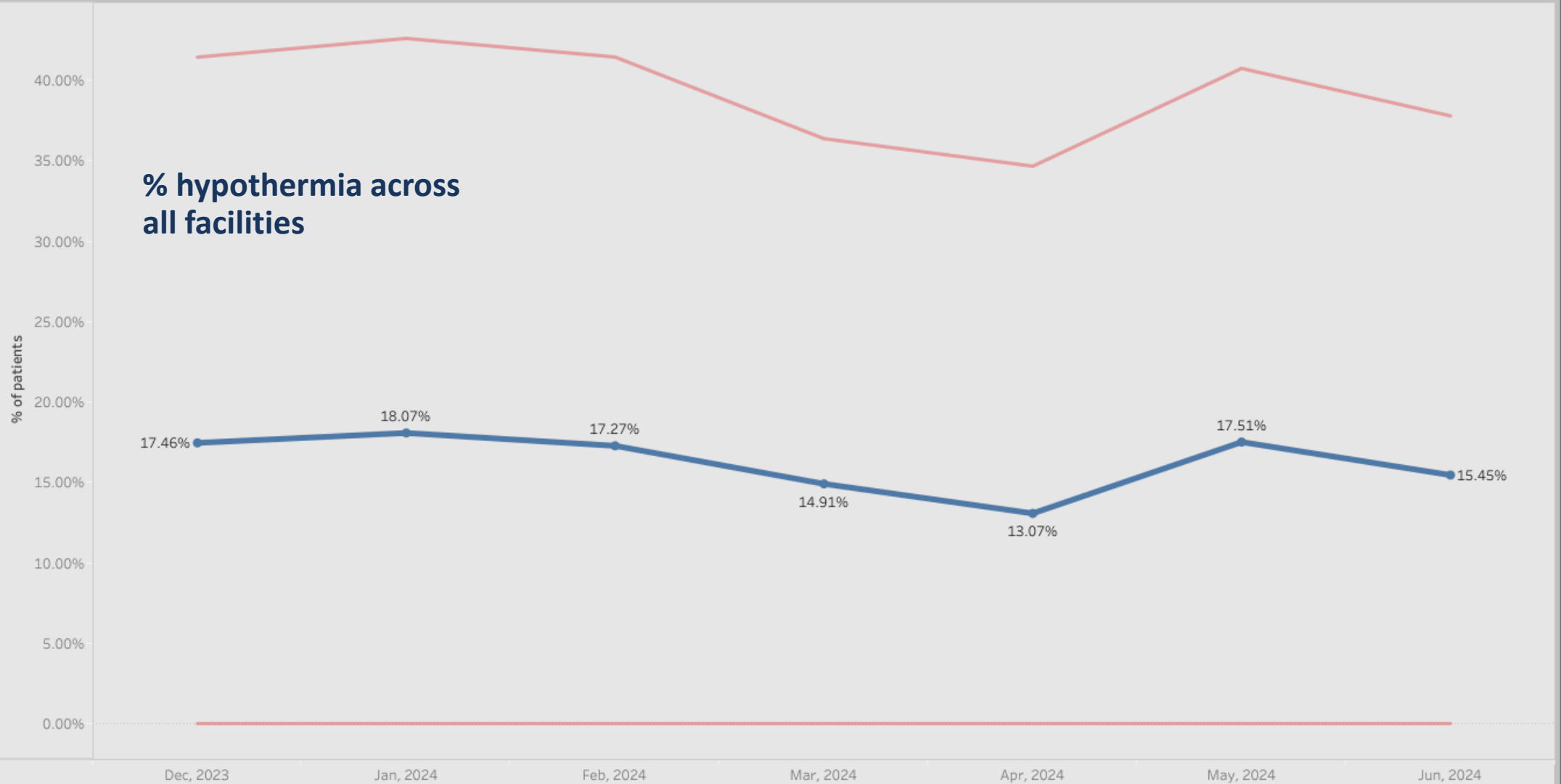
Race/Ethnicity Data

Structural

Main Page



Control Charts: All Hospitals Vs. Your Hospital



ALPQC NHP

(From December, 2023 to July, 2024)

Hide Filters

Legends

- Lower Control Limit
- Upper Control Limit
- Your Hospital
- All Hospitals

Your Hospital No Hospital

Outcomes Mod-Sev Hypother...

Thermias Moderate to Sever...

Race All

Birth Wt All

GA Multiple values

DeliveryMode All

Date Multiple values

Only Your H.. All

Race/Ethnicity Data

Structural

Main Page



Control Charts: All Hospitals Vs. Your Hospital



ALPQC NHP

(From December, 2023 to July, 2024)

Hide Filters

Legends

- Lower Control Limit
- Upper Control Limit
- Your Hospital
- All Hospitals

Your Hospital No Hospital

Outcomes Hyperthermia

Thermias Hyperthermia (>= ..

Race All

Birth Wt All

GA Multiple values

DeliveryMode All

Date Multiple values

Only Your H.. All

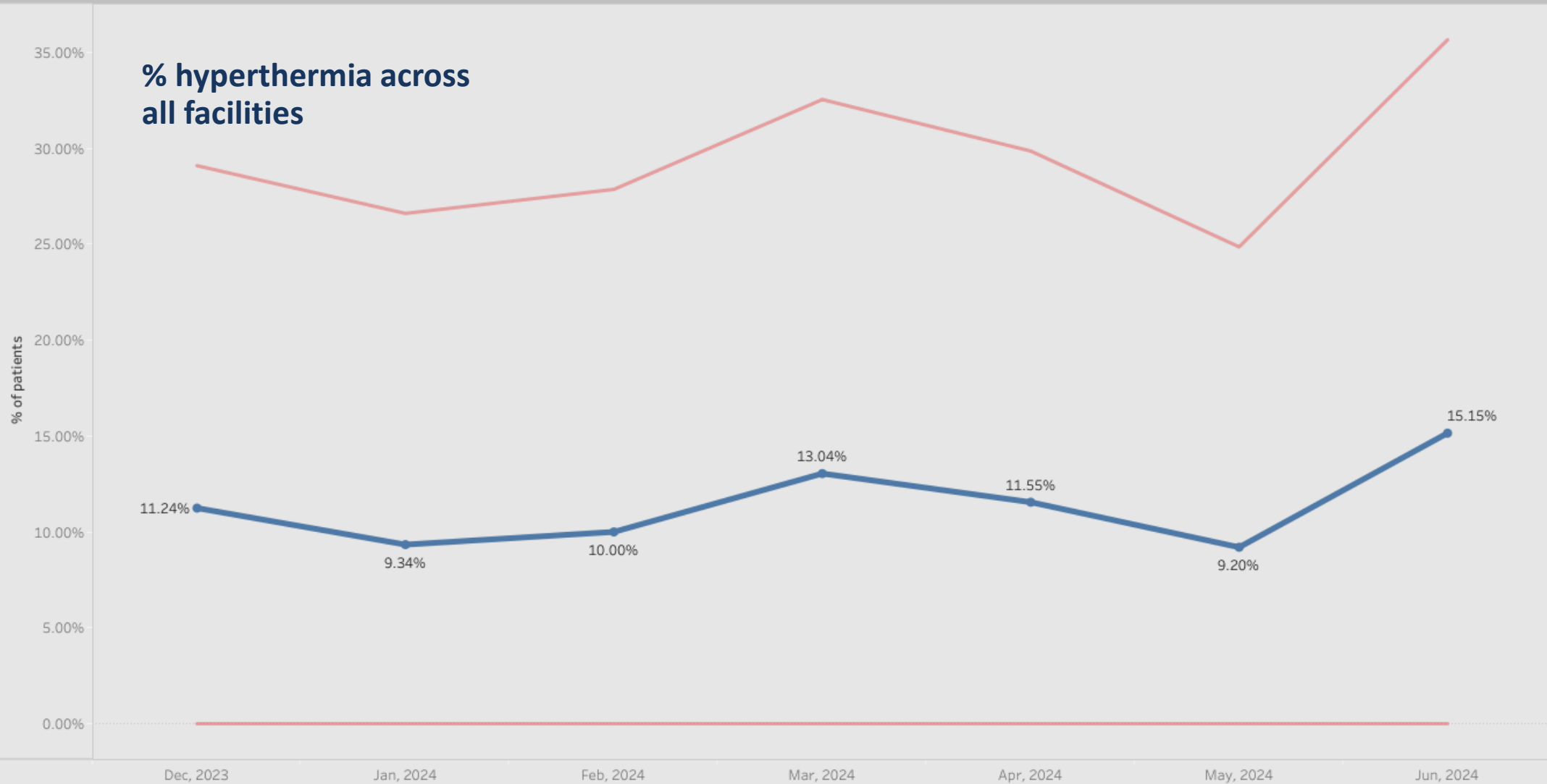
Race/Ethnicity Data

Structural

Main Page



Control Charts: All Hospitals Vs. Your Hospital



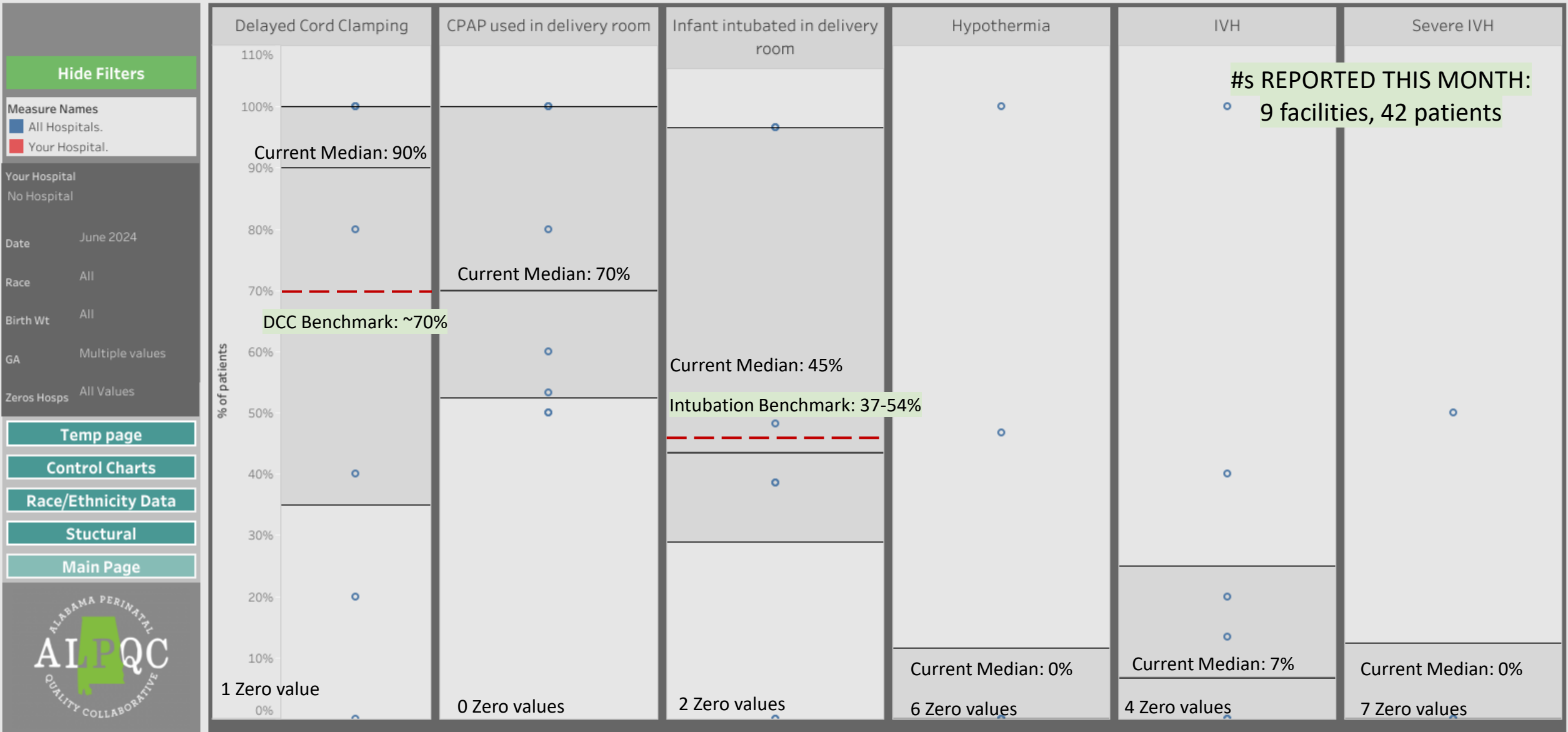


June Data Review Levels 3 and 4



ALPQC NHP (Golden Hours)

(From December, 2023 to July, 2024)



ALPQC NHP (Golden Hours)

(From December, 2023 to July, 2024)

Hide Filters

Legends

Lower Control Limit

Upper Control Limit

Your Hospital

All Hospitals

Your Hospital

No Hospital

Outcomes

O3: DCC

Thermias

Multiple values

Race

All

Birth Wt

All

DeliveryMode

All

GA

Multiple values

Date

Multiple values

Only Your H..

All

Race/Ethnicity Data

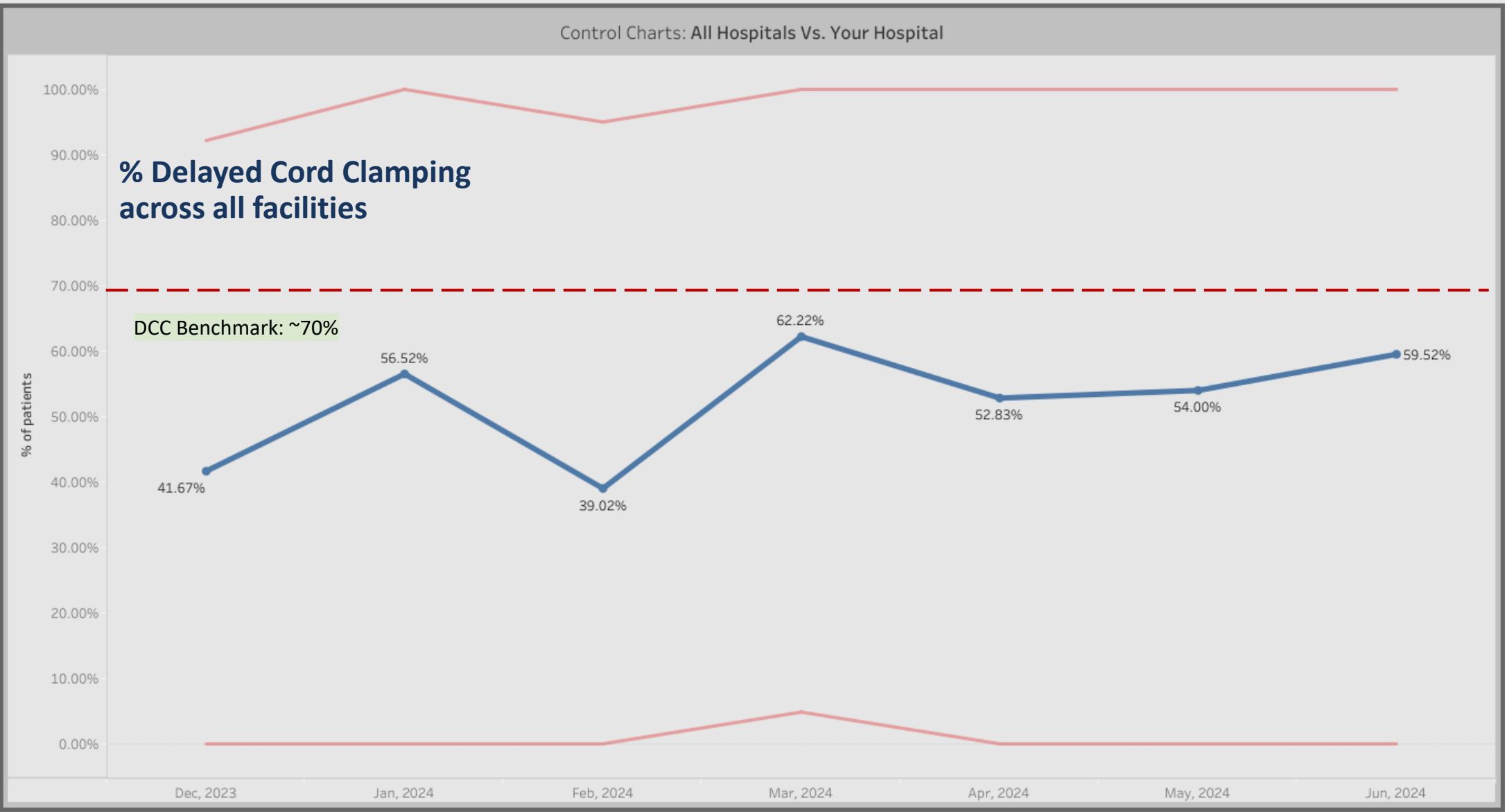
Structural

Main Page

ALPQC

ALABAMA PERINATAL

QUALITY COLLABORATIVE



ALPQC NHP (Golden Hours)

(From December, 2023 to July, 2024)

Hide Filters

Legends

Lower Control Limit

Upper Control Limit

Your Hospital

All Hospitals

Your Hospital

No Hospital

Outcomes

O4: CPAP

Thermias

Multiple values

Race

All

Birth Wt

All

DeliveryMode

All

GA

Multiple values

Date

Multiple values

Only Your H..

All

Race/Ethnicity Data

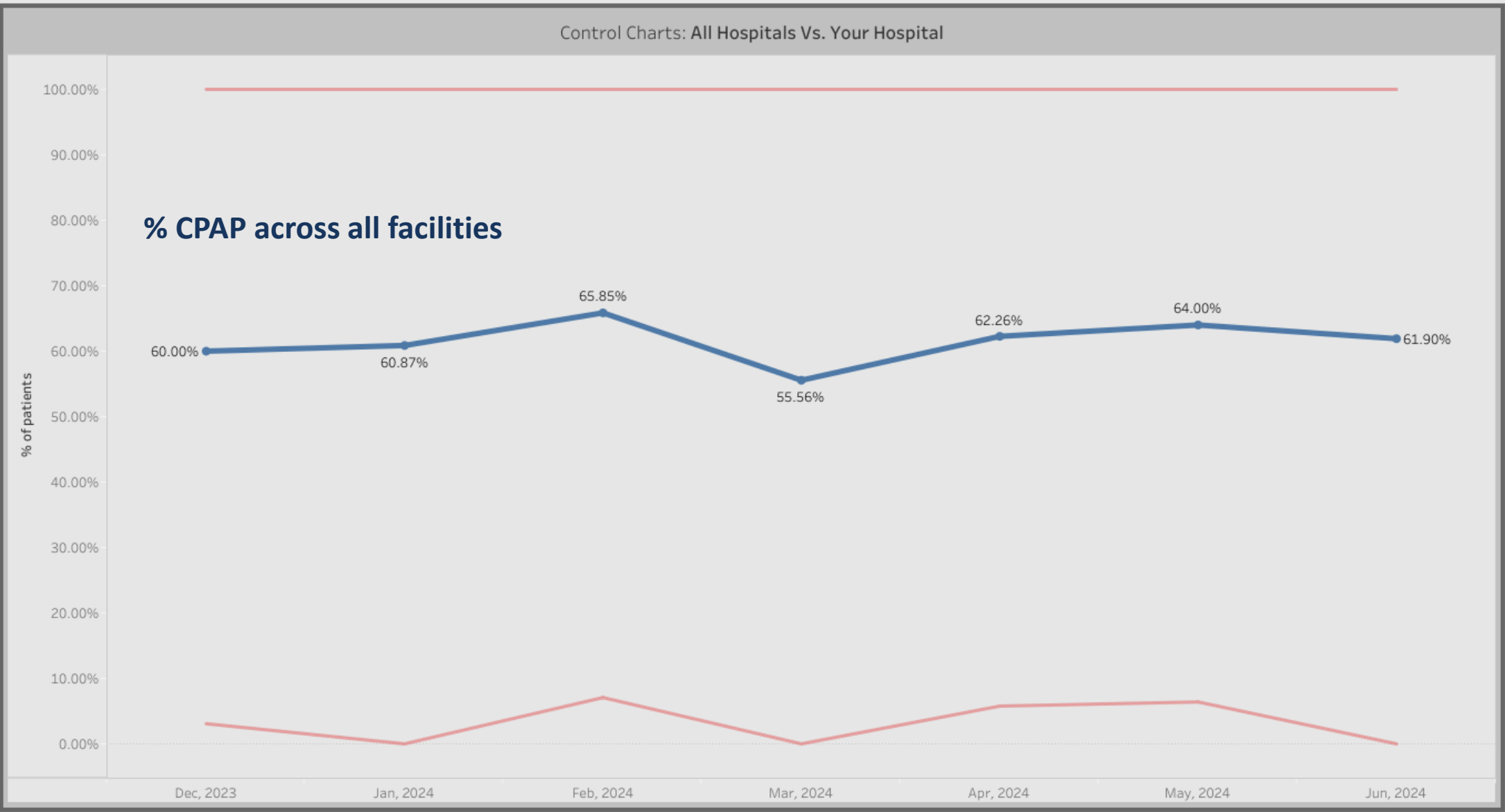
Structural

Main Page

ALPQC

ALABAMA PERINATAL

QUALITY COLLABORATIVE



ALPQC NHP (Golden Hours)

(From December, 2023 to July, 2024)

Hide Filters

Legends

Lower Control Limit

Upper Control Limit

Your Hospital

All Hospitals

Your Hospital

No Hospital

Outcomes

05. Intubation

Therminas

Multiple values

Race

All

Birth Wt

All

DeliveryMode

All

GA

Multiple values

Date

Multiple values

Only Your H..

All

Race/Ethnicity Data

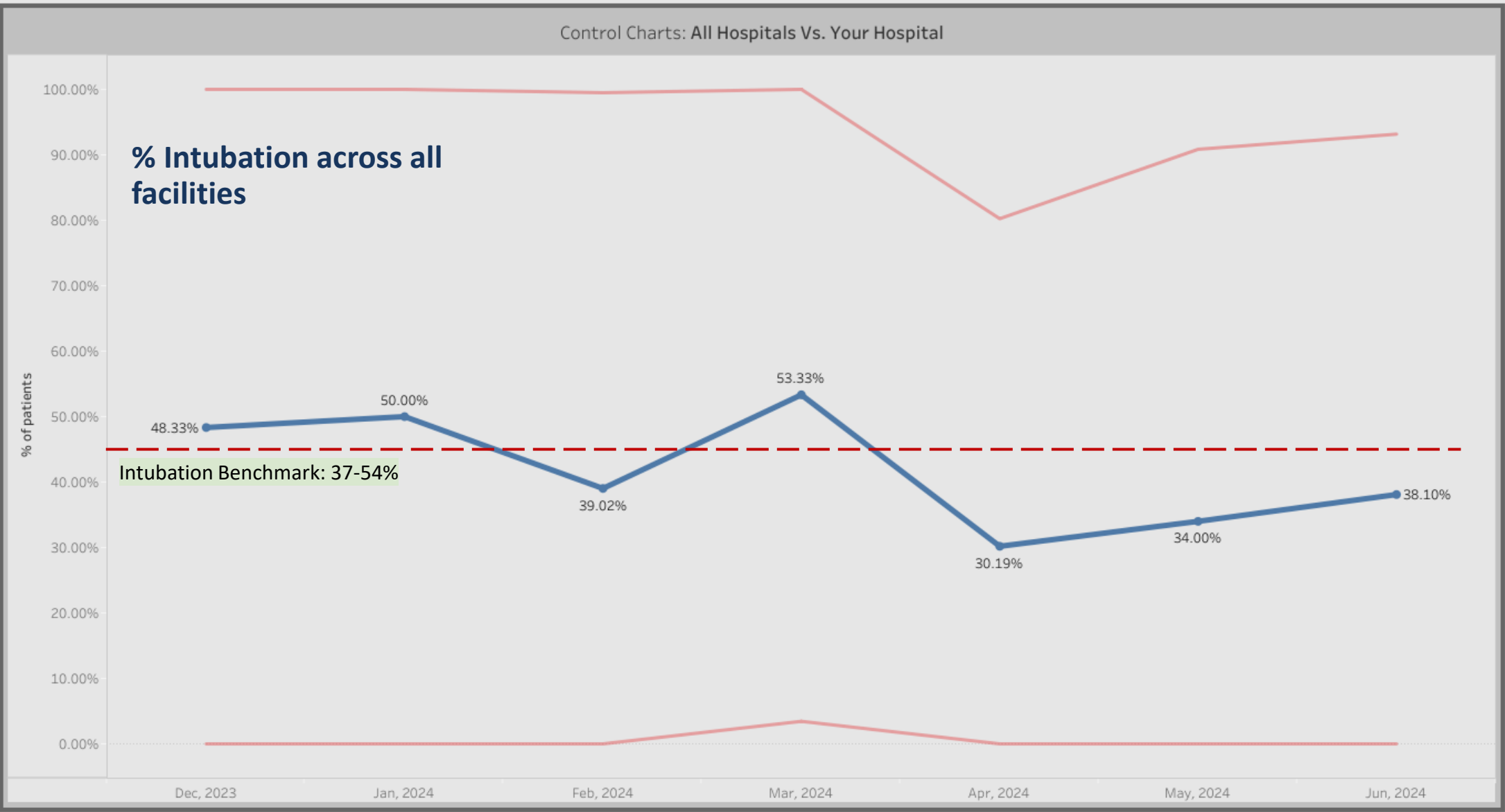
Structural

Main Page

ALPQC

ALABAMA PERINATAL

QUALITY COLLABORATIVE



ALPQC NHP (Golden Hours)

(From December, 2023 to July, 2024)

Hide Filters

Legends

Lower Control Limit

Upper Control Limit

Your Hospital

All Hospitals

Your Hospital

No Hospital

Outcomes

O6: IVH

Thermias

Multiple values

Race

All

Birth Wt

All

DeliveryMode

All

GA

Multiple values

Date

Multiple values

Only Your H..

All

Race/Ethnicity Data

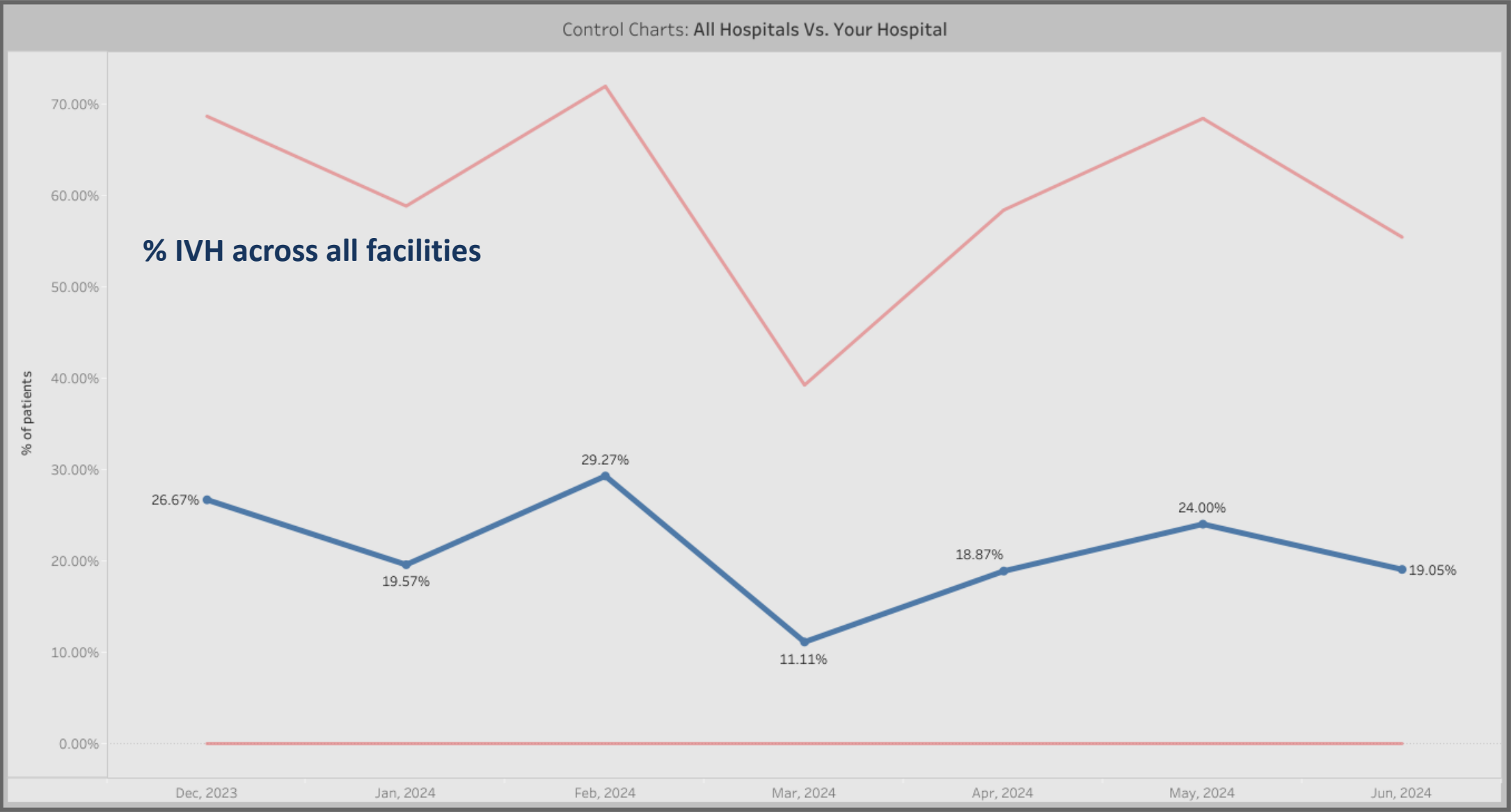
Structural

Main Page

ALPQC

ALABAMA PERINATAL

QUALITY COLLABORATIVE



ALPQC NHP (Golden Hours)

(From December, 2023 to July, 2024)

Hide Filters

Legends

Lower Control Limit

Upper Control Limit

Your Hospital

All Hospitals

Your Hospital

No Hospital

Outcomes

O6a. IVH Severe

Therminas

Multiple values

Race

All

Birth Wt

All

DeliveryMode

All

GA

Multiple values

Date

Multiple values

Only Your H..

All

Race/Ethnicity Data

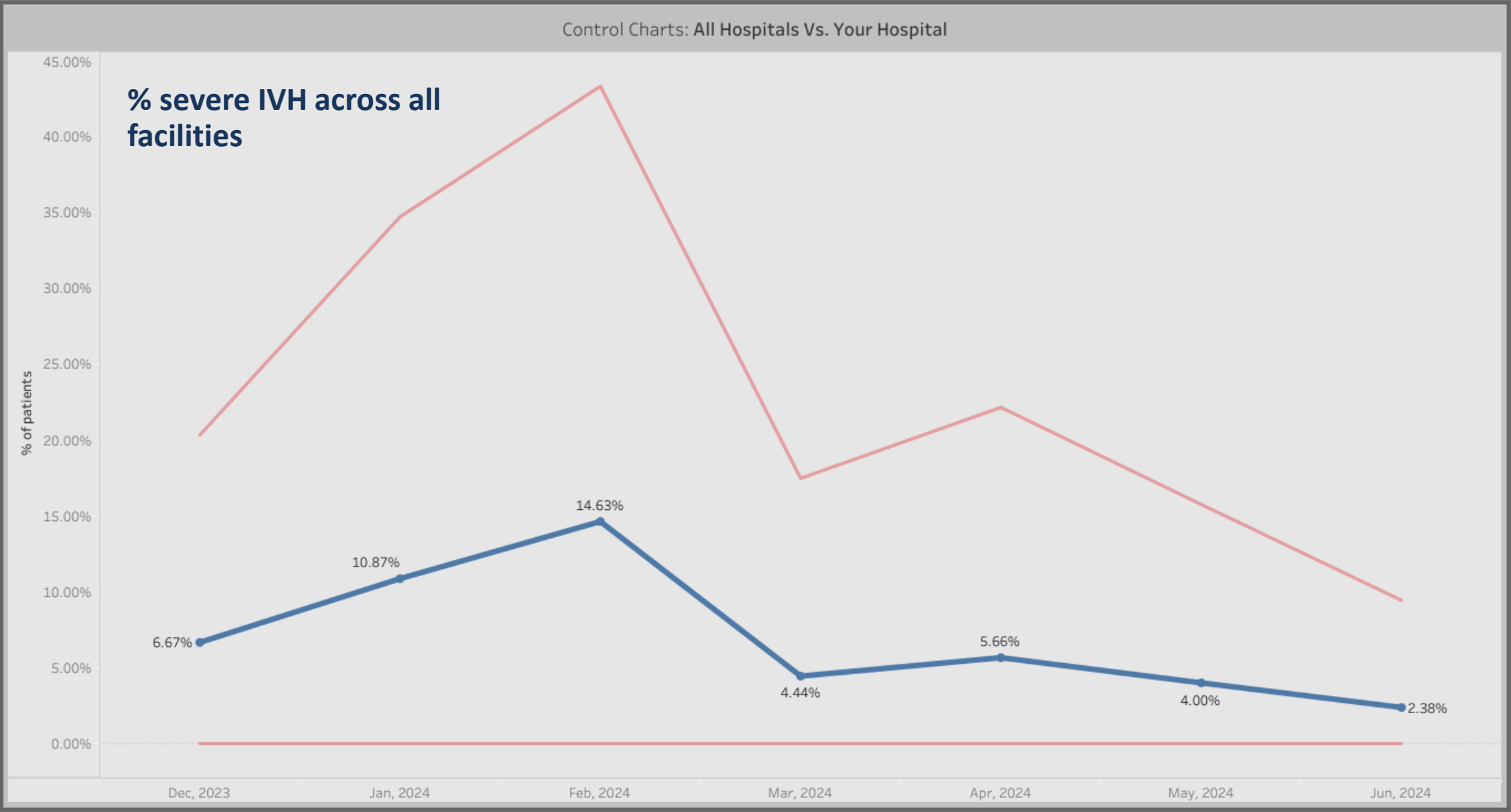
Structural

Main Page

ALPQC

ALABAMA PERINATAL

QUALITY COLLABORATIVE



ALPQC NHP (Golden Hours)

(From December, 2023 to July, 2024)

Hide Filters

Measure Names

All_Hospitals

Your_Hospital

Your Hospital

No Hospital

Birth Wt All

GA All

Date June 2024

Race All

Zeros Hosps All Values

Temp page

Control Charts

Race/Ethnicity Data

Structural

Main Page



Normothermic

(>= 36.5 & < 37.5 C)

Moderate to Severe Hypothermia

(< 35.9 C)

Mild Hypothermia

(>= 35.9 & < 36.5 C)

Hyperthermia

(>= 37.5 C)

110%

Current Median: 100%

100%

90%

Normothermia Benchmark: 80-90%

80%

70%

% of patients

60%

50%

40%

30%

20%

10%

0%

1 Zero value

Current Median: 0%

7 Zero values

Current Median: 0%

6 Zero values

#s REPORTED THIS MONTH:
9 facilities, 42 patients

Current Median: 0%

6 Zero values

ALPQC NHP (Golden Hours)

(From December, 2023 to July, 2024)

Hide Filters

Legends

Lower Control Limit

Upper Control Limit

Your Hospital

All Hospitals

Your Hospital

No Hospital

Outcomes

Any Hypothermia

Thermias

Multiple values

Race

All

Birth Wt

All

DeliveryMode

All

GA

All

Date

Multiple values

Only Your H..

All

Race/Ethnicity Data

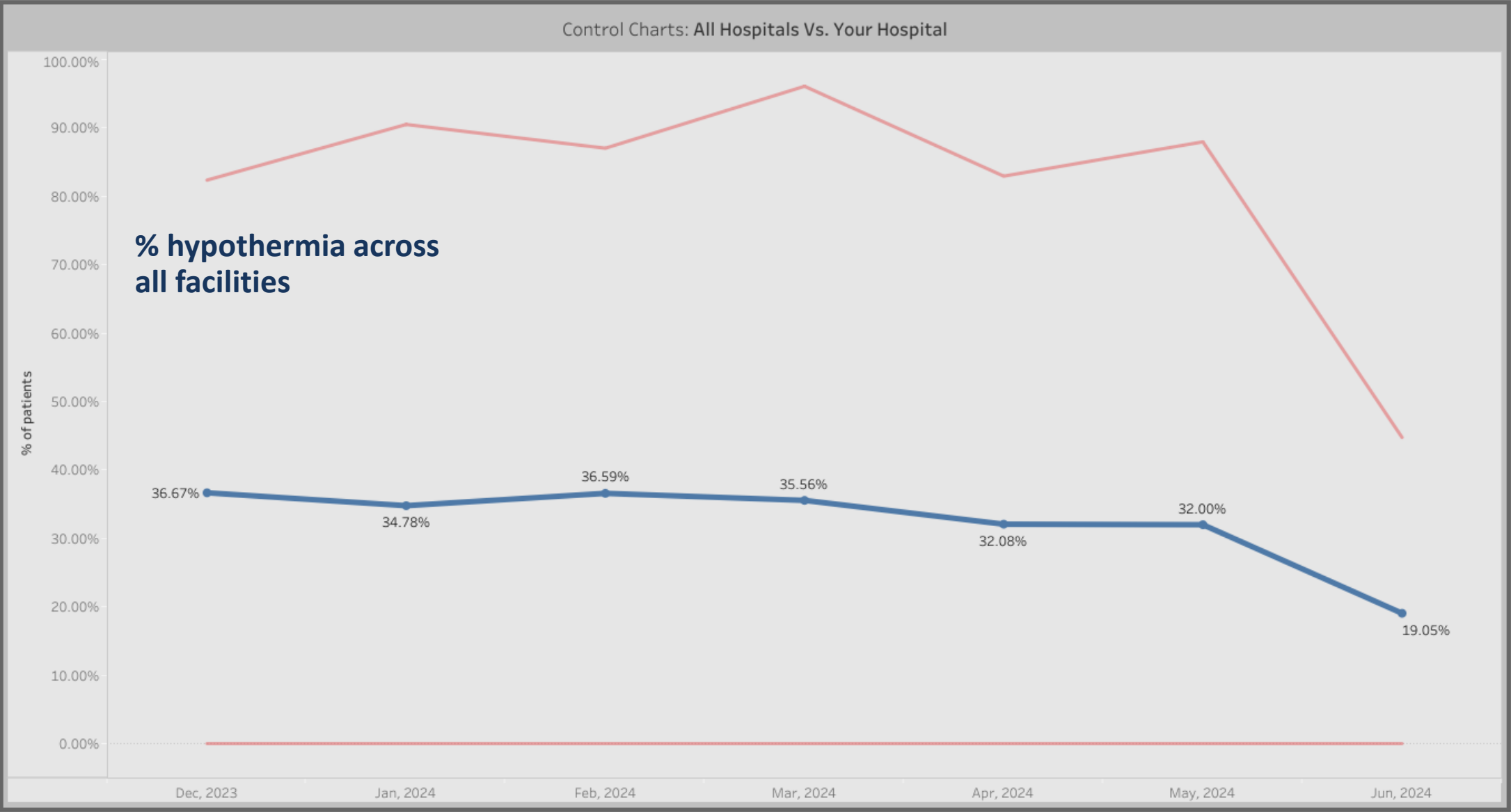
Structural

Main Page

ALPQC

ALABAMA PERINATAL

QUALITY COLLABORATIVE



ALPQC NHP (Golden Hours)

(From December, 2023 to July, 2024)

Hide Filters

Legends

Lower Control Limit

Upper Control Limit

Your Hospital

All Hospitals

Your Hospital

No Hospital

Outcomes

Mod-Sev Hypother..

Thermias

Moderate to Sever..

Race

All

Birth Wt

All

DeliveryMode

All

GA

Multiple values

Date

Multiple values

Only Your H..

All

Race/Ethnicity Data

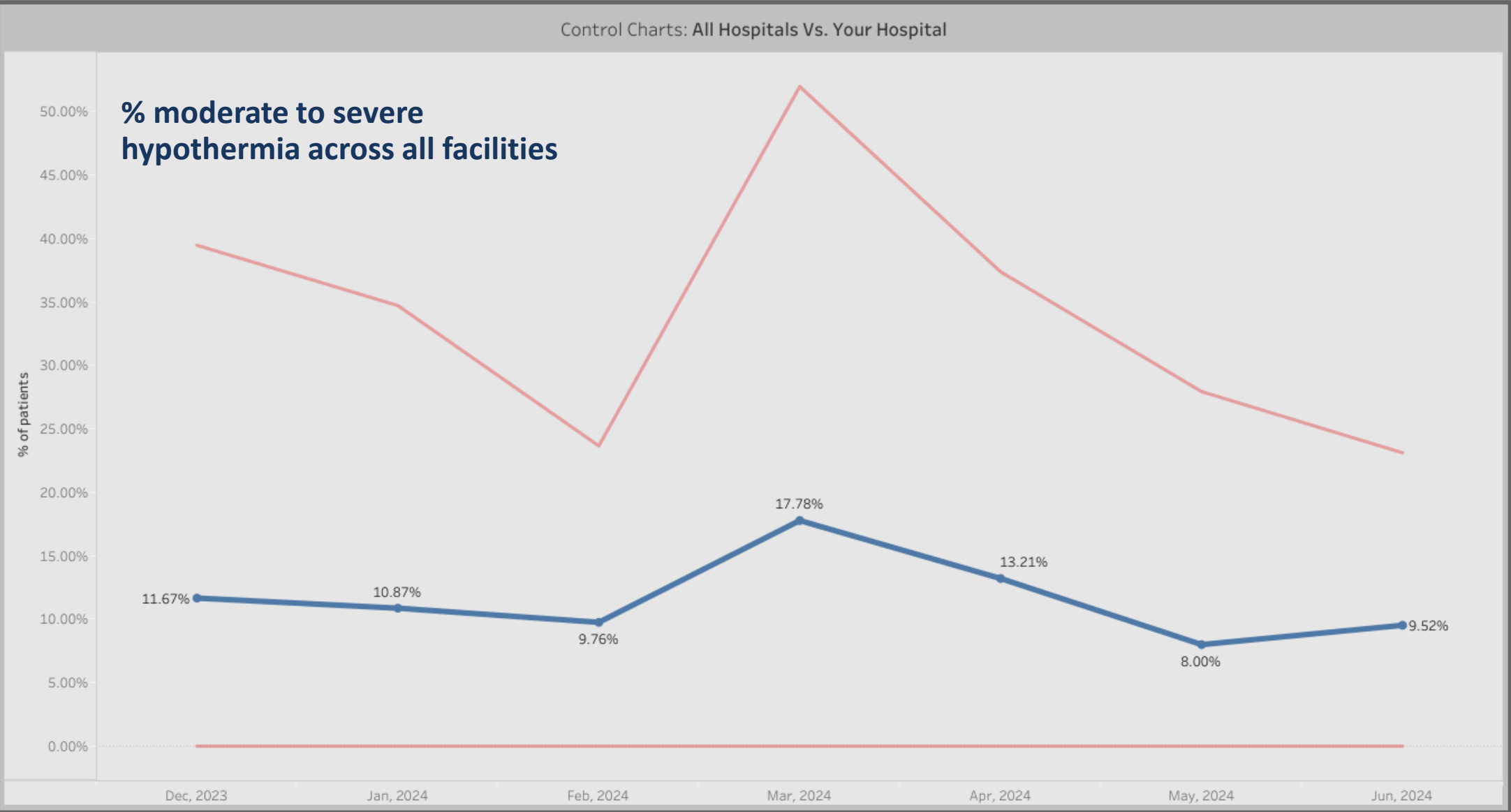
Structural

Main Page

ALPQC

ALABAMA PERINATAL

QUALITY COLLABORATIVE



ALPQC NHP (Golden Hours)

(From December, 2023 to July, 2024)

Hide Filters

Legends

Lower Control Limit

Upper Control Limit

Your Hospital

All Hospitals

Your Hospital

No Hospital

Outcomes

Hyperthermia

Thermias

Hyperthermia (>= ..

Race

All

Birth Wt

All

DeliveryMode

All

GA

Multiple values

Date

Multiple values

Only Your H..

All

Race/Ethnicity Data

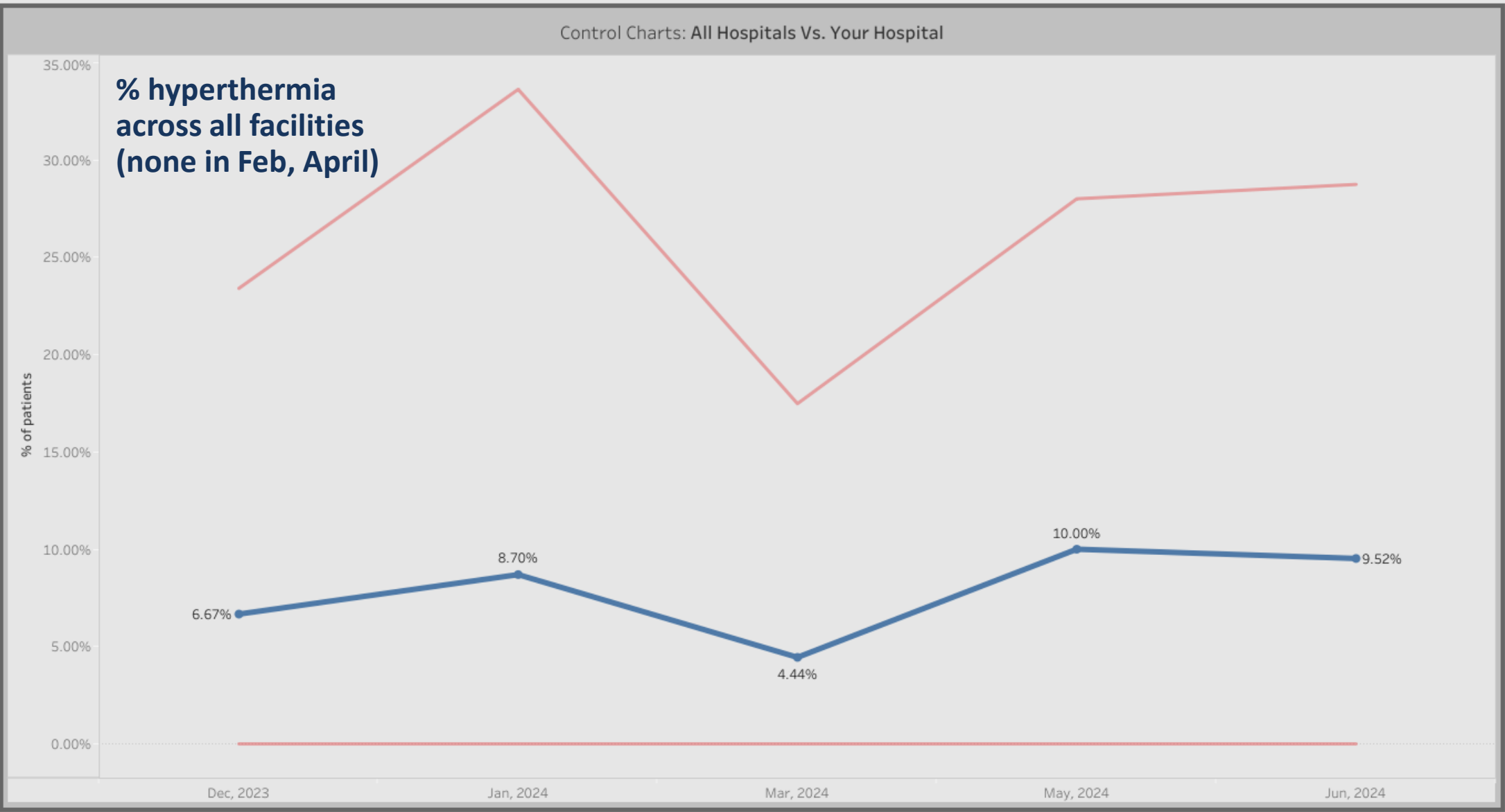
Structural

Main Page

ALPQC

ALABAMA PERINATAL

QUALITY COLLABORATIVE





NHP Quarterly Data Review

April, May and June
Levels 1-4



Levels 1 and 2

2nd Quarter Data (April-June 2024)

ALPQC NHP

(From December, 2023 to July, 2024)

Hide Filters

Your Hospital All Hospitals

Years 2024

Quarters Quarter2

Legends

In Place

In Progress

Not Started

Hospital Le.. Multiple values

Navigation Tabs

Raw Temp

Control Charts

Race/Ethnicity Data

Structural

Main Page



Structural Measures

S1. Unit Normothermia Policies & Procedures:



3

13

1

S2. Unit Policies and Procedures for Infants Born at <32 weeks' Gestational Age




0

0

0

S3. Nursing and Provider Education (HL = 1,2)



5

12

0

S3. Nursing and Provider Education (HL=3,4)



0

12

0

S4. Unit Hypothermia Managment Policies & Procedures



2

14

1

S5. Reporting of Performance



9

5

3

In Place

In Progress

Not Started

Levels 3 and 4

2nd Quarter Data (April-June 2024)

ALPQC NHP

(From December, 2023 to July, 2024)

Structural Measures										In Place	In Progress	Not Started
S1. Unit Normothermia Policies & Procedures:										3	6	0
S2. Unit Policies and Procedures for Infants Born at <32 weeks' Gestational Age										1	7	1
S3. Nursing and Provider Education										0	0	0
S3(1). Nursing and Provider Education										4	5	0
S4. Unit Hypothermia Managment Policies & Procedures										0	8	1
S5. Reporting of Performance										3	5	1

Hide Filters

Your Hospital

All Hospitals

Year

2024

Quarters

Quarter2

Legends

In Place

In Progress

Not Started

Hospital Le..

Multiple values

Navigation Tabs

Temp page

Control Charts

Race/Ethnicity Data

Structural

Main Page

ALPQC

ALABAMA PERINATAL

QUALITY COLLABORATIVE



Hospital Share

Jackson Hospital





Jackson Hospital

Family Birth Center

August 2024

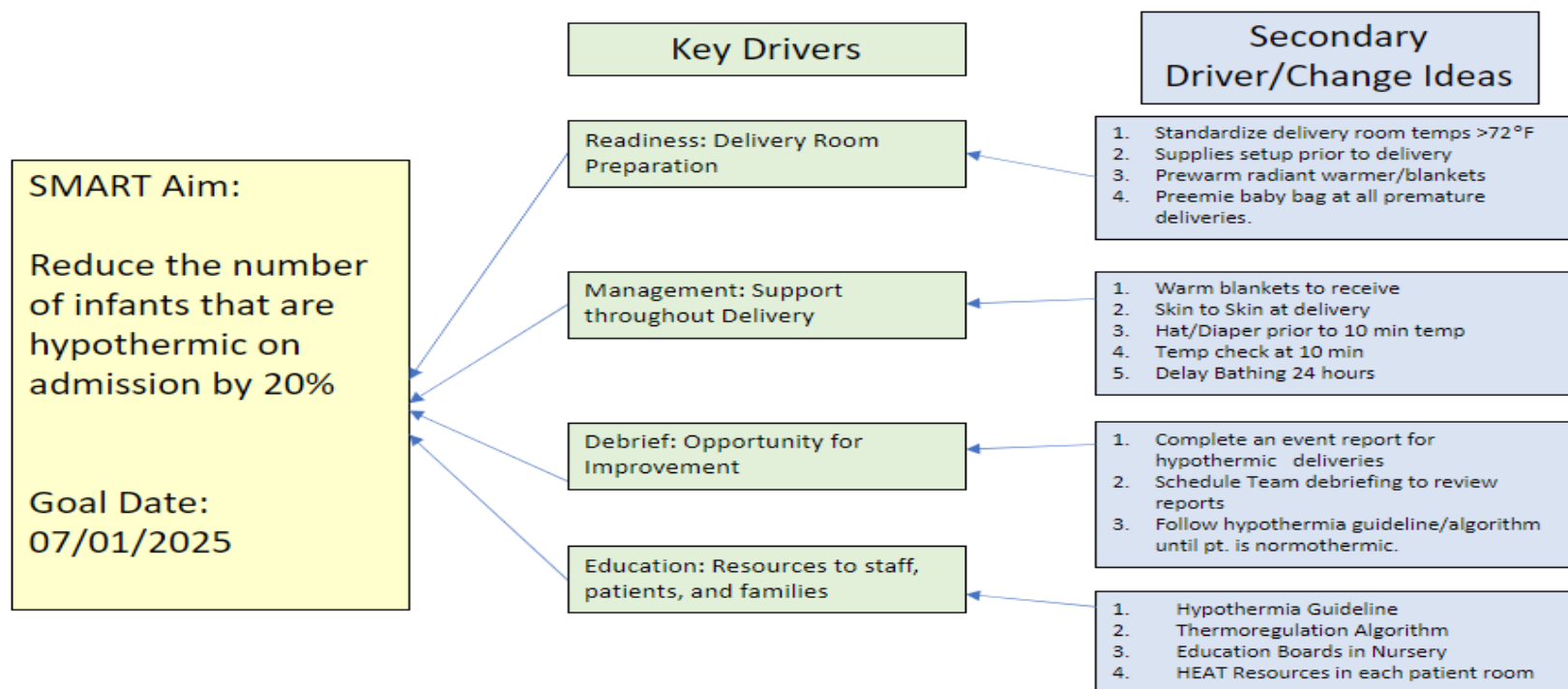
Pranav Garlapati - Neonatologist (Sponsor)
Christina Self - Nursery Manager (Leader)
Sydney Laird - Charge Nurse (Data)
Kendall Hollon - Charge Nurse (Quality)
Delivery Team: (Implementation)



Successes

- GO LIVE: 03/01/2024

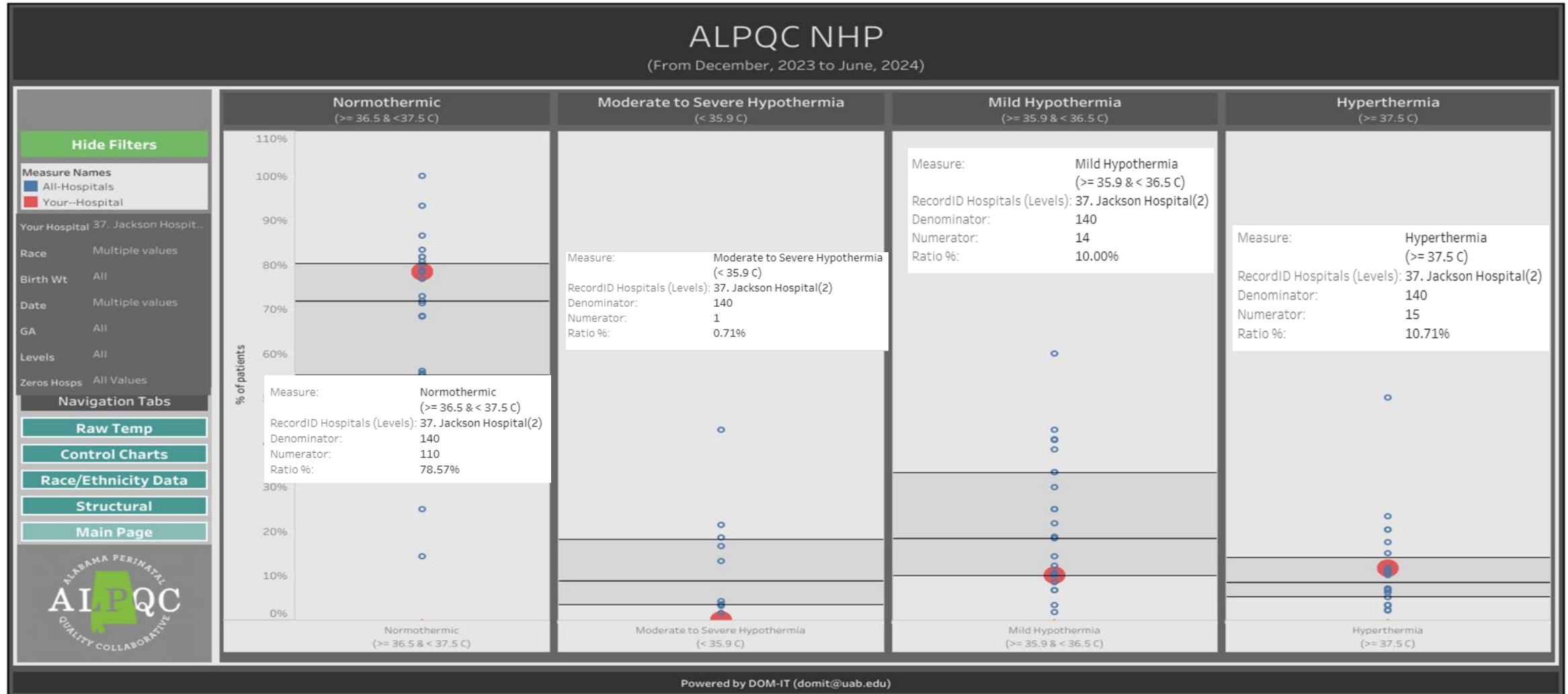

Hypothermia Prevention Key Driver Diagram



Challenges & Barriers

- Change of process:
 1. Standardized Room Temps > 72°F
 2. OR Temp > 72°F
 3. Warmers in all Delivery Rooms/OR/ER (set up)
 4. Prewarmed Isolette <1600gms
 5. Skin to Skin minimum 1 hour
 6. Delay Weight
 7. Delay Bath

Outcomes



Opportunities

- Standardized Education for Staff and Providers.
- Eliminate the need for unnecessary interventions related to hypothermia.
- Improve Bonding
- Improve First Latch Opportunity
- Promote Skin to Skin in the OR

Next Steps

- Annual Education/New Hire Education
- Promote a process for consistent skin to skin in the OR
- Guideline Approval
- Promoting Parent Education



Hospital Share

Huntsville Hospital for Women & Children



Hospital Overview

- Huntsville Hospital Women and Children's
- Located in Huntsville, AL
- Level 3 Regional Neonatal ICU serving all of North Alabama
- 55 bed unit that regularly houses 70-90 infants on any given day
- Care for infants born as early as 22 weeks gestation
- Care for infants needing general surgeries

Neonatal Hypothermia Prevention Data

- 2013 – Hypothermia on admission of smallest babies correlated to poor outcomes. Golden Hour implemented.
- 2015 – Small Baby Group began
- Survival rates have steadily increased each year since 2015
 - 2015 – 64 small babies and 22 deaths in that population – 66% survival
 - 2023 – 84 small babies and 14 deaths in that population – 83% survival

Neonatal Hypothermia Prevention Data

- Small Baby Guidelines
 - Increasing delivery room temperature
 - Use of a pre-warmed radiant warmer or Omni Bed
 - Polyethylene Bag
 - Hat
 - Thermal mattress for infants

Successes

- Expanded our guidelines for admission temperatures to include up to 32 week gestation.
 - For infants \leq 32 weeks gestation, the following are to be utilized to prevent Hypothermia:
 - Increasing delivery room temperature
 - Use of a pre-warmed radiant warmer or Omni Bed
 - Polyethylene Bag
 - Hat
 - Thermal mattress for infants $<$ 28 weeks gestation
- Provided guidelines for keeping these infants warm in delivery and through admission.
- Latest data shows infants born at less than 32 weeks consistently have an admission temperature WNL

Challenges & Barriers

- Working with multiple areas of practice
- Charting issues – who charts what?
- Delayed cord clamping – how long is delayed?

Opportunities

- Continue to work toward better recording of DCC
- Would like to start working toward better temperature control in outlying hospitals for smallest infants as well as throughout transport.



Q&A



Q&A



Please feel free to **unmute** and ask questions

You may also enter comments or questions in the “chat” box



NOWS Sustainability Data Review

April, May and June
Levels 1-4



ALPQC NOWS Sustainability Data		
Measures	Initiative Average (April '22-Oct '23)	Sustainability Phase (Oct '23-June '24)
1 – Referred to addiction services (%yes)	39.29%	79.17%
2 – Narcan Counselling Documented (%yes)	35.53%	58.33%
3 – Days old at Discharge- Length of stay (days)	12.79	12.58
4 –Collaborative Discharge Plan completed (%yes)	89.88%	95.00%
*Missing Sustainability Reporting from 2 Hospitals		

Reminders

- Hospital Shares are encouraged!
 - A great way to celebrate your successes or share your challenges
 - Fosters collaboration and builds relationships
 - Sign-up sheet sent out with last follow up email
 - Please sign up to share on the sign-up sheet or by emailing info@alpqc.org. We look forward to hearing from everyone!

Stay Connected!



Website:

<http://www.alpqc.org>

Email:

info@alpqc.org

X (Twitter): @alpqc

<https://twitter.com/alpqc>

Next Meeting



Wednesday, September 25th at 12pm

Thank you!



Thank you for all your hard work!!
We will see you next month!