

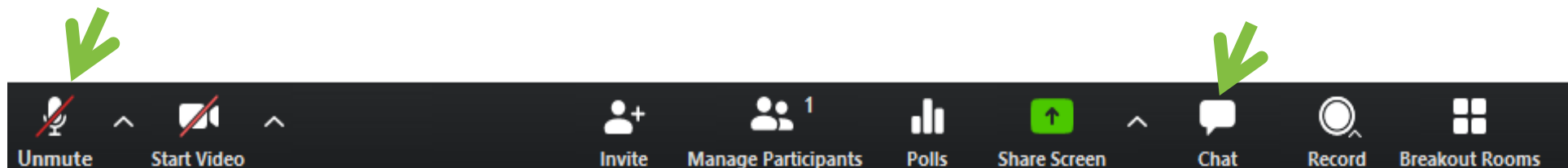


Neonatal Initiatives

Action Period Call
October 23rd, 2024
12:00 – 1:00 PM CT

Welcome

- Please type your **name** and the **organization** you represent in the chat box and send to "Everyone."
- Please click on the three dots in the upper right corner of your Zoom image, click "Rename" and put your name and organization.
- Please also do for all those in the room with you viewing the webinar.
- Attendees are automatically muted to reduce background noise.
- You may enter questions/comments in the "chat" box during the presentation. We will have a Q&A session at the end.
- Slides will be available via email and at <http://www.alpqc.org/initiatives/nhp>
- We will be recording this call to share, along with any slides.



Agenda



Activity:	Time:
Welcome, Updates & Reminders	12:00-12:05
NHP August Data Review	12:05-12:20
Hospital Share	12:20-12:35
Q&A	12:35-12:55
Reminders & Next Steps	12:55-1:00



Updates

Quarterly Newsletter



Q²: Quality Quarterly
Newsletter of the Alabama Perinatal Quality Collaborative

Vol. 5, Issue 3
October 2024

ALPQC Welcomes Our Newest Member!

We are thrilled to announce the arrival of a new member to our extended family! Caitlin & Robby Ballard and their dog, Rosie, welcomed a beautiful baby boy! Jack was born on 9/25/2024, weighing 8 lbs, 13 oz, and 22 inches long.

Both Jack and Caitlin are doing well, and we couldn't be happier for them. Let's all join in congratulating the Ballard family on their wonderful addition!

IN THIS ISSUE:

- Welcome Baby Jack! - Page 1
- 3rd Quarter Honor Roll - Page 2
- Neonatal News - Page 3
- Obstetric News - Page 3
- Neonatal Leadership Updates - Page 4
- New Resources - Page 5
- Upcoming Events - Page 5
- Reminders - Page 6

ALPQC NEWSLETTER • OCT 2024

PAGE 1

ALPQC NEWSLETTER

OCT 2024

VOL. 5

Issue 3

Neonatal Initiatives

Teams are making great progress on the Neonatal Hypothermia Prevention (NHP) Initiative, reducing hypothermia in newborns across the state. The Golden Hour project is also going well. Rates of delayed cord clamping (30-60 seconds) increased for babies under 1000 g, which is exciting!

Many L1 & L2 hospitals saw increases in rates of hyperthermia in the past quarter, in part due to discrepancies in axillary vs. rectal temperatures. Between July and August, this rate dramatically reduced, and we hope to continue learning more.

Most units have established or are working on developing unit policies. We have had many hospitals request examples. If your unit would be willing to share yours, please send them on over.

ALPQC NHP (Neonatal Hypothermia Prevention) chart showing rates from July 2024 to 2nd Quarter. The chart shows a general downward trend with some fluctuations.

ALPQC NHP (Golden Hour) chart showing rates from July 2024 to 2nd Quarter. The chart shows a general downward trend with some fluctuations.

Obstetric Initiatives

The Obstetric Hemorrhage Initiative is maintaining steady performance, with hemorrhage risk assessments, the use of QBL techniques, and patient support after hemorrhage events remaining consistent. Notably, there has been a significant decrease in severe maternal morbidity (SMM) among patients with OBH-related diagnoses. Hospitals have reported updates to their education and protocols, and these improvements are expected to be reflected in their data in the coming months.

Measures	Vaginal - July 2024	Vaginal - 2nd Quarter	Cesarean - July 2024	Cesarean - 2nd Quarter
P1. Hemorrhage Risk Assessment	88.73%	89.82%	85.48%	88.95%
P2. Quantified Blood Loss	90.14%	85.84%	96.77%	92.27%
P3. Patient Support After Obstetric Hemorrhage	42.25%	38.94%	38.71%	39.23%
P4. PPH Protocol	59.15%	65.04%	58.06%	66.85%
P5. Transfusions	26.76%	29.65%	27.42%	43.09%
L&D	12.68%	15.49%	12.90%	26.52%
MBU	14.08%	13.72%	12.90%	15.47%
ICU	0%	0.44%	1.61%	0%
Other	0%	0%	0%	1.10%
SMM			July 2024	2nd Quarter
O1. SMM (Total Deliveries)			1.06%	1.04%
O2. SMM Among Patients with an ICD-10 Diagnosis Related to Obstetric Hemorrhage			4.39%	10.10%

The postpartum bracelet pilot is progressing well, with the majority of patients indicating they plan to continue wearing the bracelets. Many have reported that the bracelets make them feel safer in the event of a medical emergency.

Percentage of patients who state the bracelets make them feel safer

Percentage of patients planning to wear the bracelets

ALPQC NEWSLETTER • OCT 2024

PAGE 3

ALPQC NEWSLETTER

OCT 2024

VOL. 5

Issue 3

Welcome!

We are very sad but also very proud to announce that Dr. Sam Gentle, our long-time Neonatal Physician Lead, has taken a position with Yale University's School of Medicine as an Assistant Professor.

Dr. Gentle has been with the ALPQC since the beginning. He championed the Birth Certificate Accuracy Project and went on to lead the development of the Newborn Opioid Withdrawal Syndrome, NHP, and Golden Hour initiative change packages. Dr. Gentle made a point to include maternal measures in the NQWS project as a means of maintaining the dyad and empowering families in infant care.

Dr. Gentle has been an invaluable QI guide, clinical resource, and all-around great leader. We are going to miss his sense of humor and awesome skills as drummer in his band, The Kensingtons. We wish Dr. Gentle and his family the best of luck in their New England adventure! Enjoy the snow!

ALPQC NEWSLETTER • OCT 2024

PAGE 4

ALPQC NEWSLETTER

OCT 2024

VOL. 5

Issue 3

ALPQC 2024 3rd Quarter Honor Roll



Neonatal Hypothermia Prevention Initiative

- Ascension St. Vincent's Birmingham
- Baptist Medical Center East
- Baptist Medical Center South
- Brookwood Baptist Medical Center
- DCH Northport Medical Center
- DCH Regional Medical Center
- East Alabama Medical Center
- Flowers Hospital
- Grandview Hospital
- Huntsville Hospital for Women & Children
- Jackson Hospital
- Madison Hospital
- Marshall Medical Center North
- Marshall Medical Center South
- Russell Medical Center
- UAB Women & Infants Center
- USA Children's & Women's Hospital
- USA Health Providence



Congratulations!



Updates & Reminders

- Monthly (September) NHP data will be due October 31st
 - Links to survey sent on October 15th
 - Please let us know if you did not receive links and we will send them out ASAP
- The next Honor Roll will be posted in January
 - 1 point earned for each activity completed in October, November, & December
 - Monthly Data Reporting
 - Participation in Monthly Action Period Calls
 - 1-on-1 Monthly Meetings with QI-RN
 - 1 point earned for completing Quarterly Reporting due July 31st
- Hospitals with ≥ 9 points will be recognized on our quarterly Honor Roll
 - The Honor Roll will be posted on our website and shared with our partners including ALAHA and BCBS.

Hospitals who have entered 100% of their September Monthly Data (as of 10/22/24)	
1. St. Vincent’s Hospital	2. Brookwood Medical Center
3. Huntsville Hospital for Women & Children (x2)	4. Madison Hospital
5. Marshall Medical Center North	6. Gadsden Regional Medical Center
7. Decatur Morgan	8. Jackson Hospital
9. DCH Regional Medical Center (x2)	10. EAMC (x2)
11. Helen Keller	12. USA Health Providence
13. Baptist Medical Center South	14. USA Children’s & Women’s Hospital

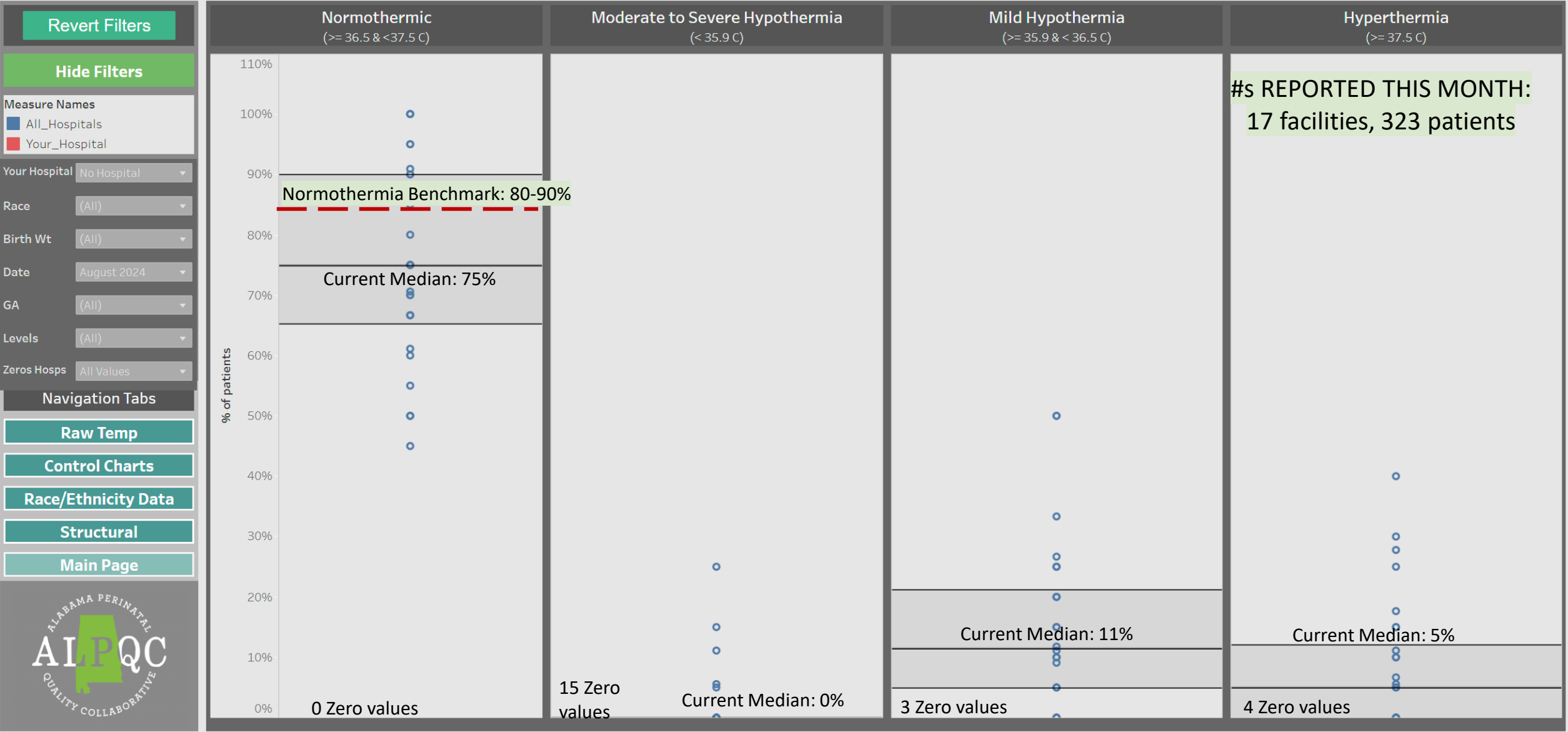


August Data Review Levels 1 and 2



ALPQC NHP

(From December, 2023 to August, 2024)



ALPQC NHP

(From December, 2023 to August, 2024)

Revert Filters

Hide Filters

Legends

- Lower Control Limit
- Upper Control Limit
- Your Hospital

All Hospitals

Your Hospital

Outcomes

Thermias

Race

Birth Wt

GA

DeliveryMo...

Date

Only Your H...

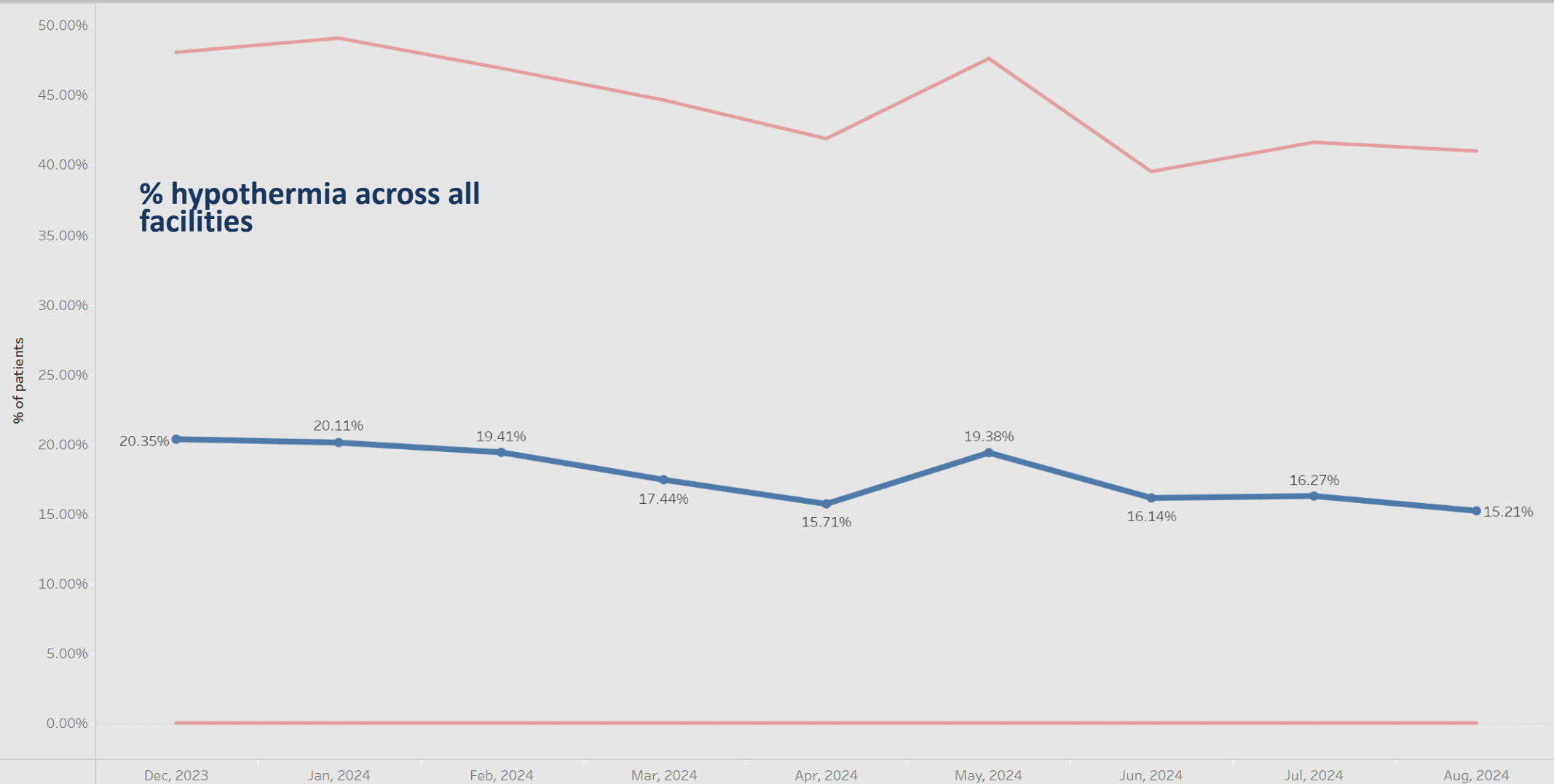
Race/Ethnicity Data

Structural

Main Page



Control Charts: All Hospitals Vs. Your Hospital



ALPQC NHP

(From December, 2023 to August, 2024)

Revert Filters

Hide Filters

Legends

Lower Control Limit

Upper Control Limit

Your Hospital

All Hospitals

Your Hospital No Hospital

Outcomes Mod-Sev Hypot...

Thermias Moderate to Se...

Race (All)

Birth Wt (All)

GA (All)

DeliveryMo... (All)

Date (All)

Only Your H... False

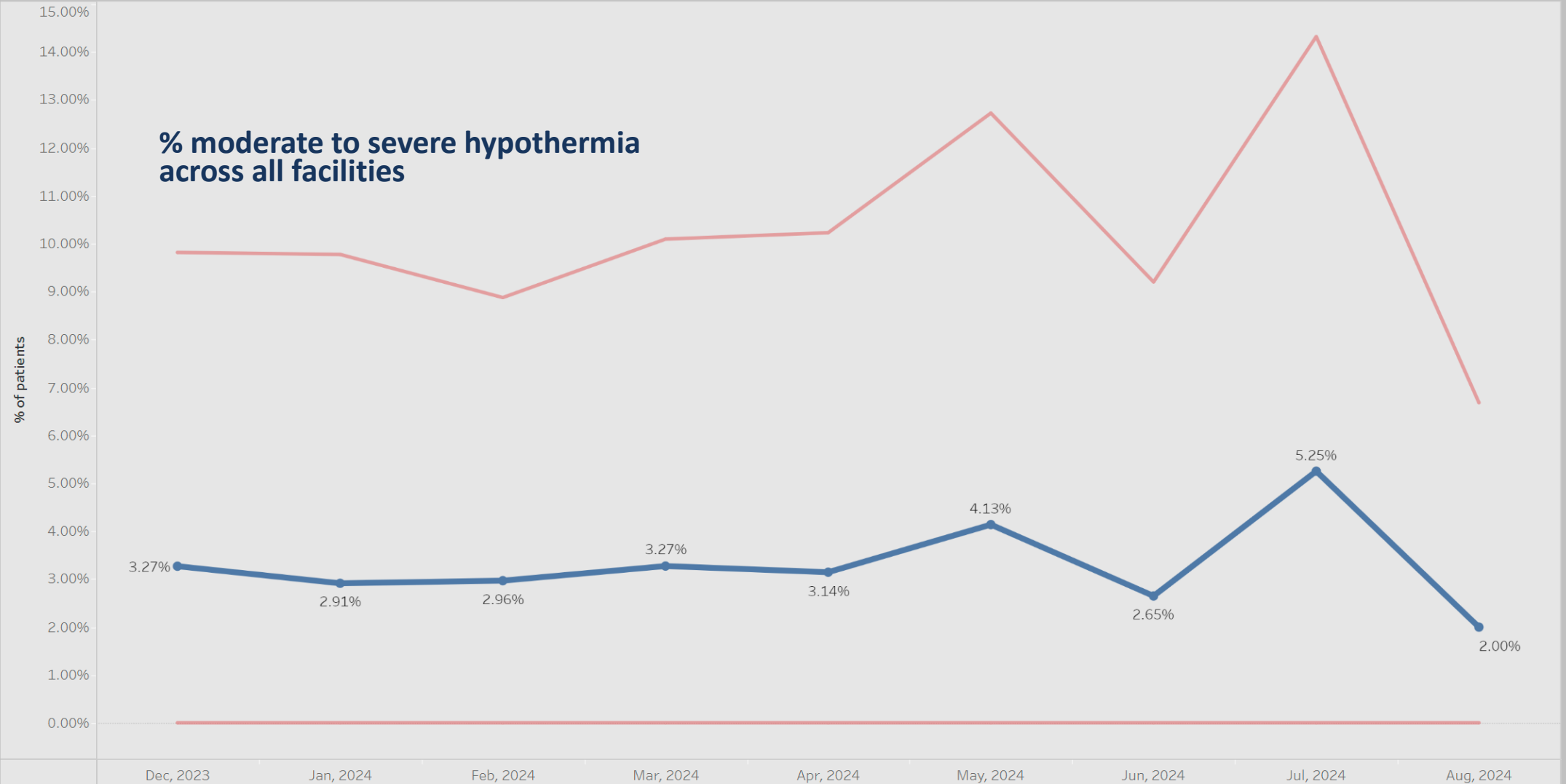
Race/Ethnicity Data

Structural

Main Page



Control Charts: All Hospitals Vs. Your Hospital



ALPQC NHP

(From December, 2023 to August, 2024)

Revert Filters

Hide Filters

Legends

Lower Control Limit

Upper Control Limit

Your Hospital

All Hospitals

Your Hospital

No Hospital

Outcomes

Hyperthermia

Thermias

Hyperthermia (...)

Race

(All)

Birth Wt

(All)

GA

(All)

DeliveryMo...

(All)

Date

(All)

Only Your H...

False

Race/Ethnicity Data

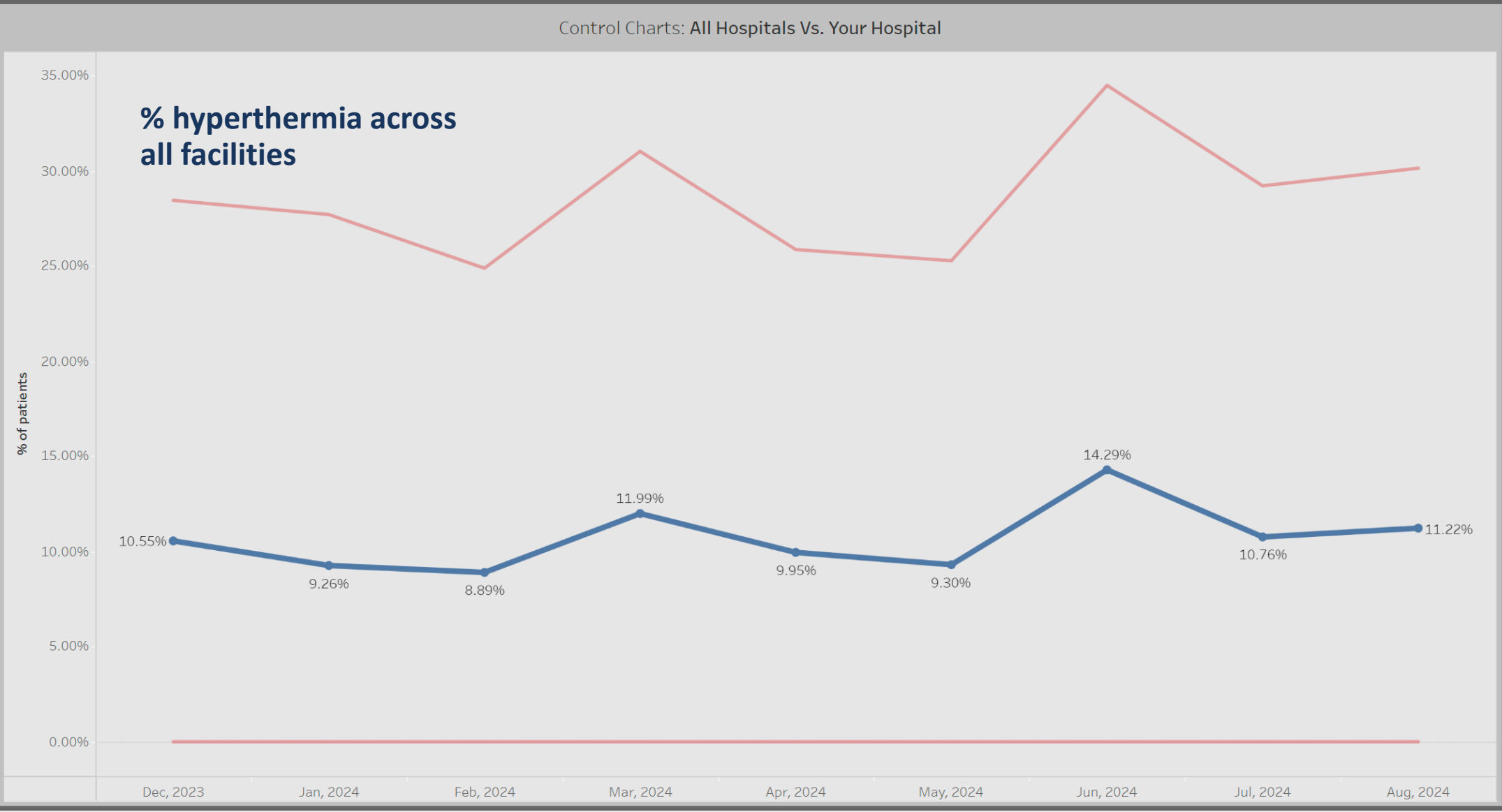
Structural

Main Page

ALPQC

ALABAMA PERINATAL

QUALITY COLLABORATIVE



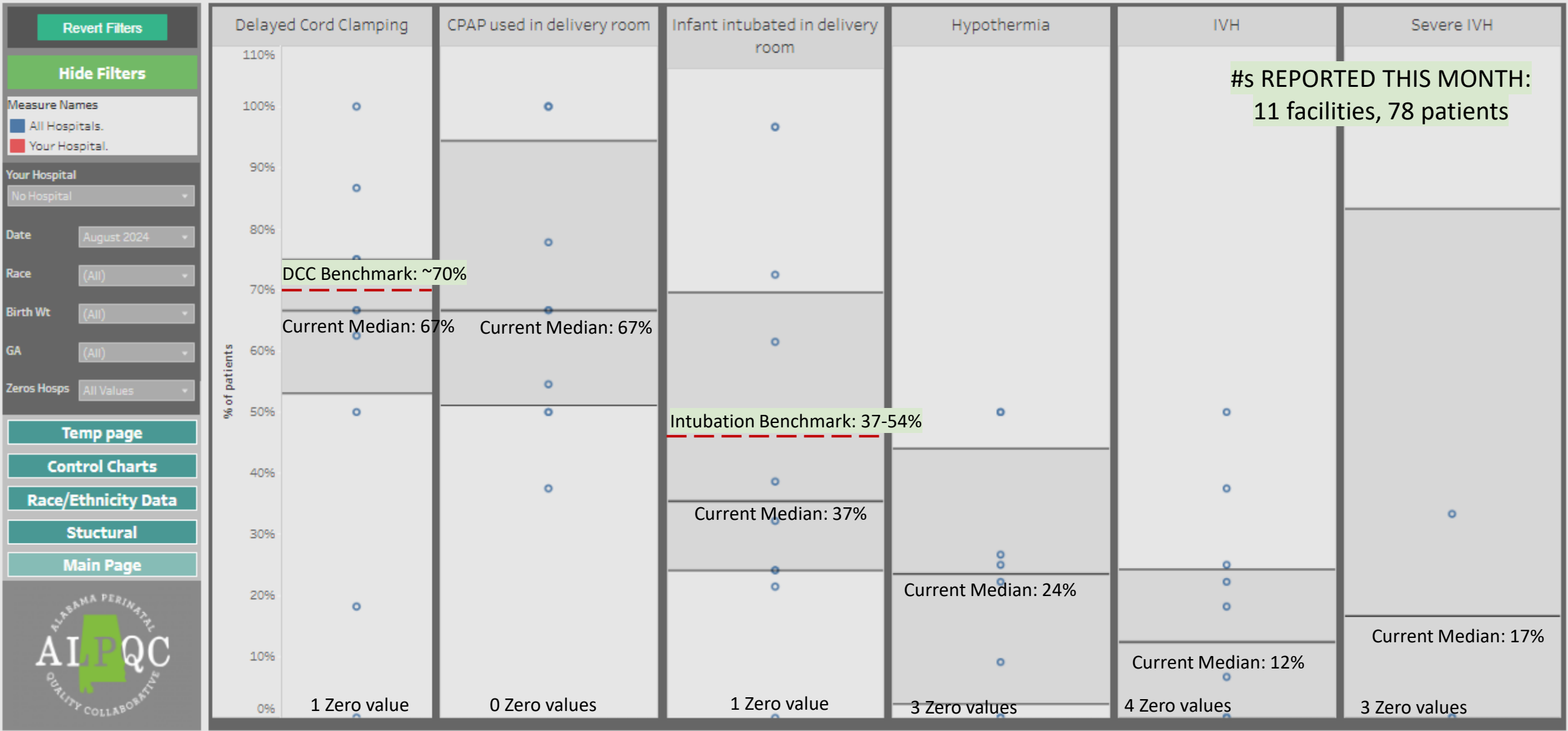


August Data Review Levels 3 and 4



ALPQC NHP (Golden Hours)

(From December, 2023 to August, 2024)



ALPQC NHP (Golden Hours)

(From December, 2023 to August, 2024)

Revert Filters

Hide Filters

Legends

- Lower Control Limit
- Upper Control Limit
- Your Hospital

All Hospitals

Your Hospital: No Hospital

Outcomes: OB, DCC

Termias: (All)

Race: (All)

Birth Wt: (All)

Delivery Mo...: (All)

GA: (All)

Date: (All)

Only Your H...: False

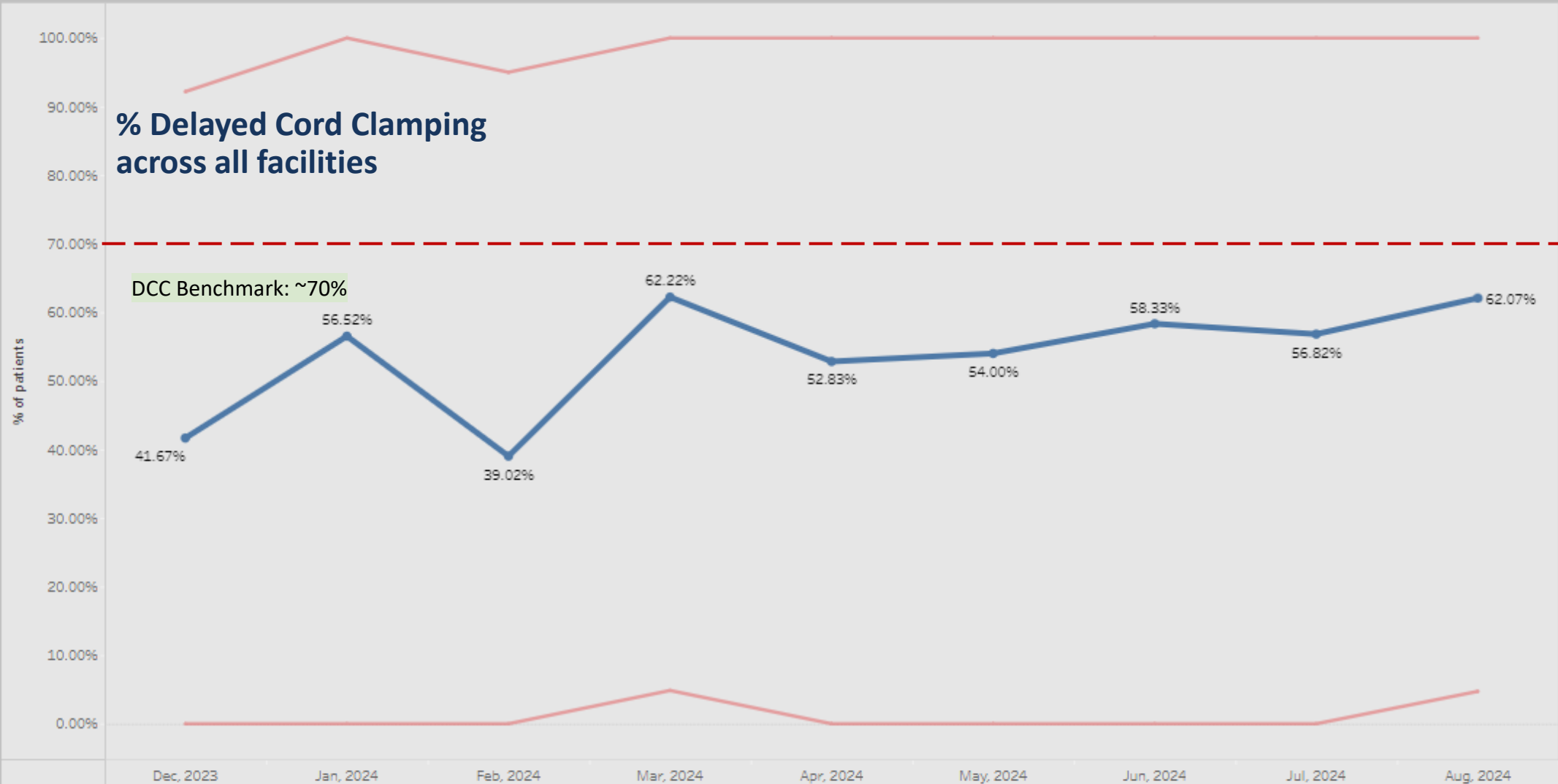
Race/Ethnicity Data

Structural

Main Page



Control Charts: All Hospitals Vs. Your Hospital



ALPQC NHP (Golden Hours)

(From December, 2023 to August, 2024)

Revert Filters

Hide Filters

Legends

Lower Control Limit

Upper Control Limit

Your Hospital

All Hospitals

Your Hospital: No Hospital

Outcomes: O4, CPAP

Termias: (All)

Race: (All)

Birth Wt: (All)

Delivery Mo...: (All)

GA: (All)

Date: (All)

Only Your H...: False

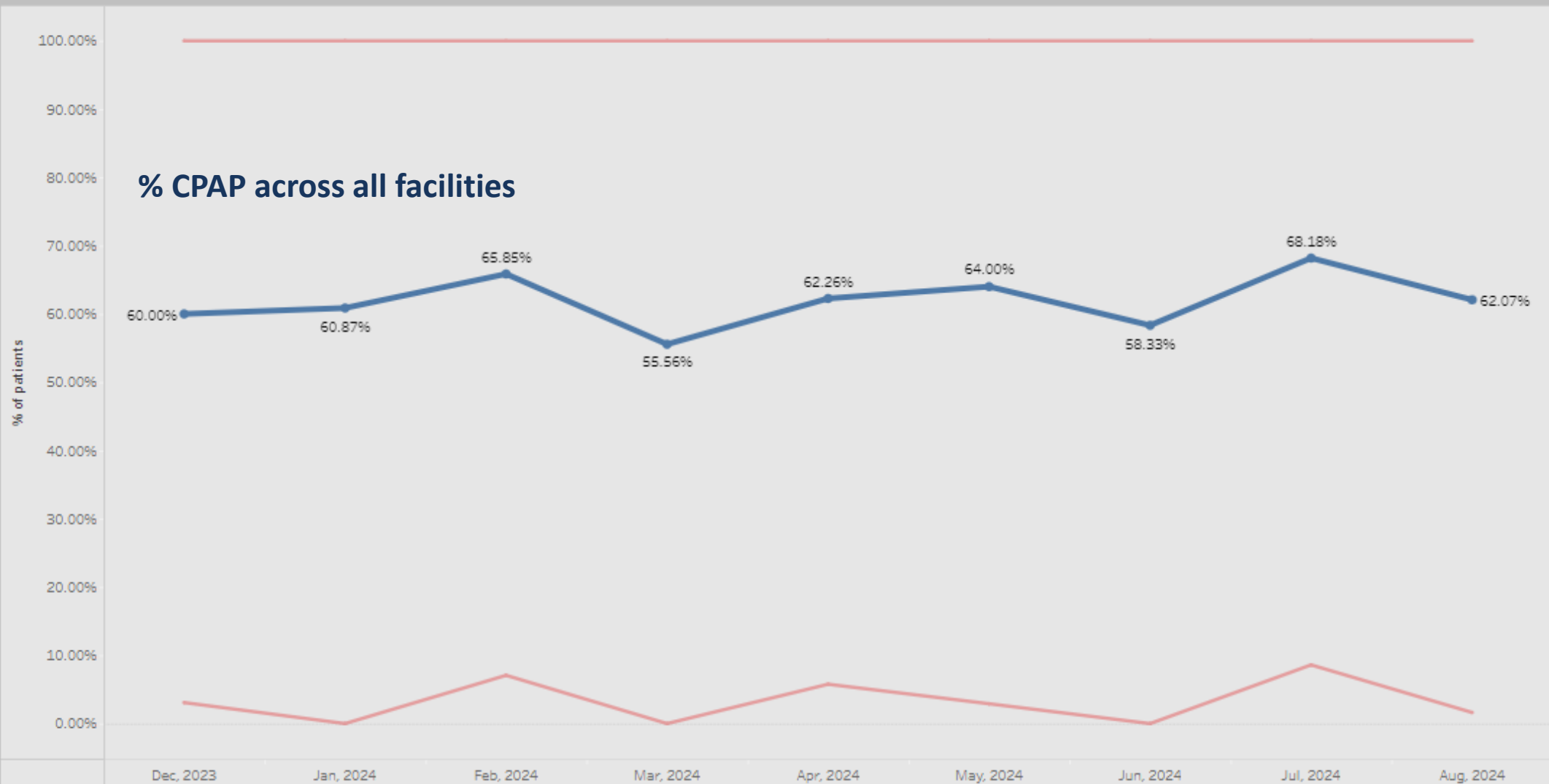
Race/Ethnicity Data

Structural

Main Page



Control Charts: All Hospitals Vs. Your Hospital



ALPQC NHP (Golden Hours)

(From December, 2023 to August, 2024)

Revert Filters

Hide Filters

Legends

Lower Control Limit

Upper Control Limit

Your Hospital

All Hospitals

Your Hospital: No Hospital

Outcomes: OS, Intubation

Termias: (All)

Race: (All)

Birth Wt: (All)

Delivery Mo...: (All)

GA: (All)

Date: (All)

Only Your H...: False

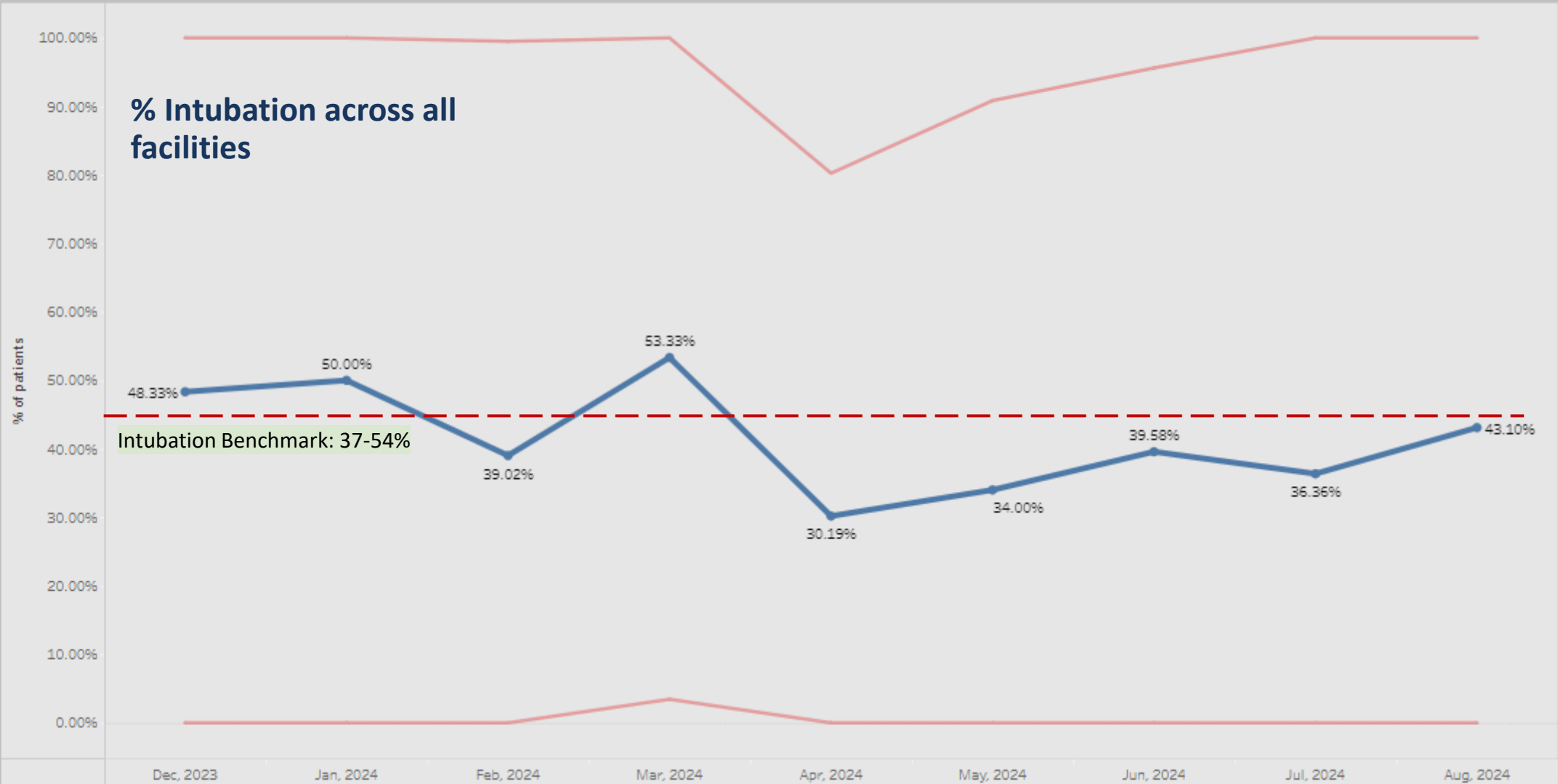
Race/Ethnicity Data

Structural

Main Page



Control Charts: All Hospitals Vs. Your Hospital



ALPQC NHP (Golden Hours)

(From December, 2023 to August, 2024)

Revert Filters

Hide Filters

Legends

Lower Control Limit

Upper Control Limit

Your Hospital

All Hospitals

Your Hospital: No Hospital

Outcomes: O6, IVH

Termias: (All)

Race: (All)

Birth Wt: (All)

DeliveryMo...: (All)

GA: (All)

Date: (All)

Only Your H...: False

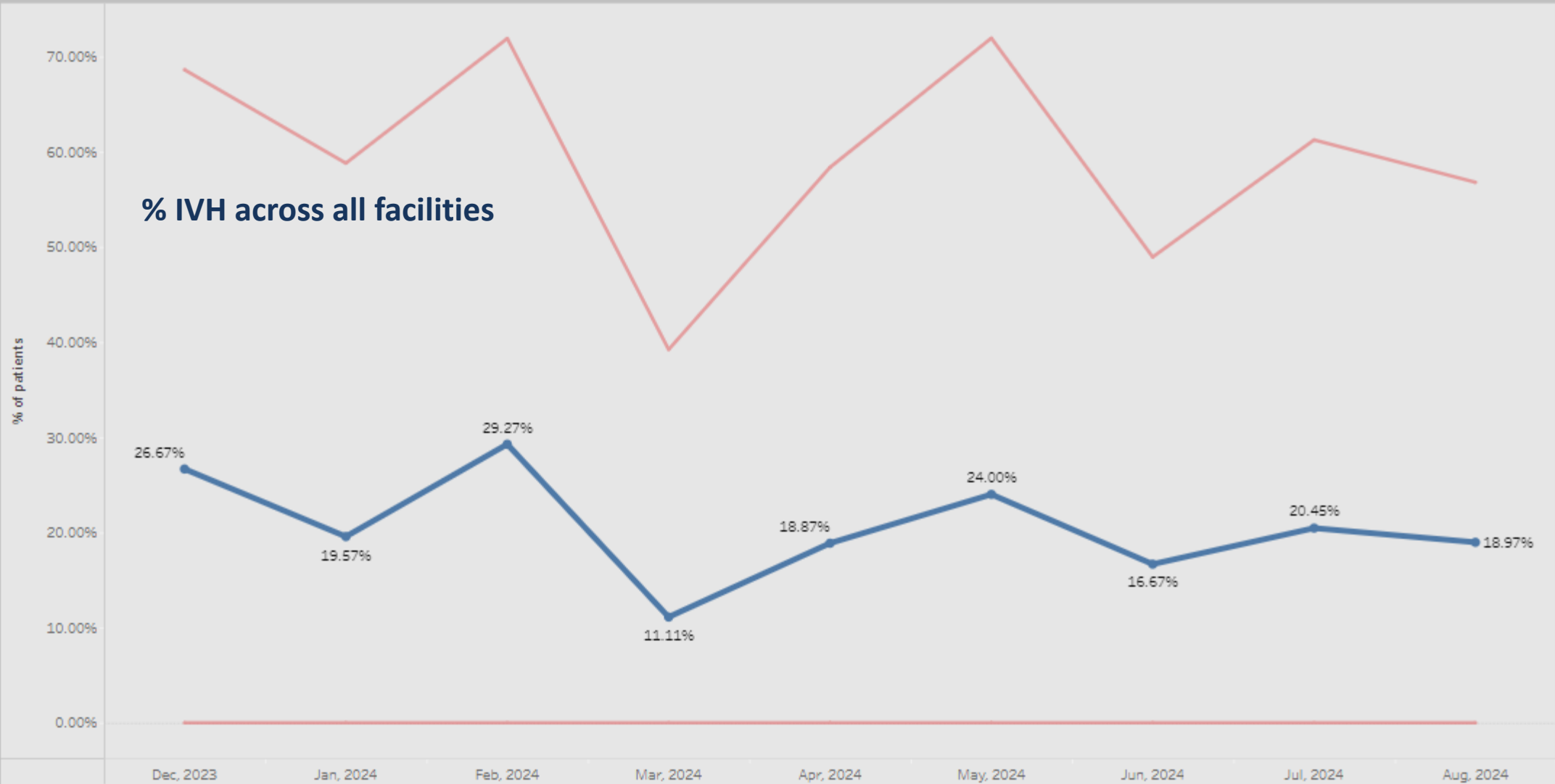
Race/Ethnicity Data

Structural

Main Page



Control Charts: All Hospitals Vs. Your Hospital



ALPQC NHP (Golden Hours)

(From December, 2023 to August, 2024)

Revert Filters

Hide Filters

Legends

- Lower Control Limit
- Upper Control Limit
- Your Hospital

All Hospitals

Your Hospital: No Hospital

Outcomes: O6a. IVH Severe

Termias: (All)

Race: (All)

Birth Wt: (All)

Delivery Mo...: (All)

GA: (All)

Date: (All)

Only Your H...: False

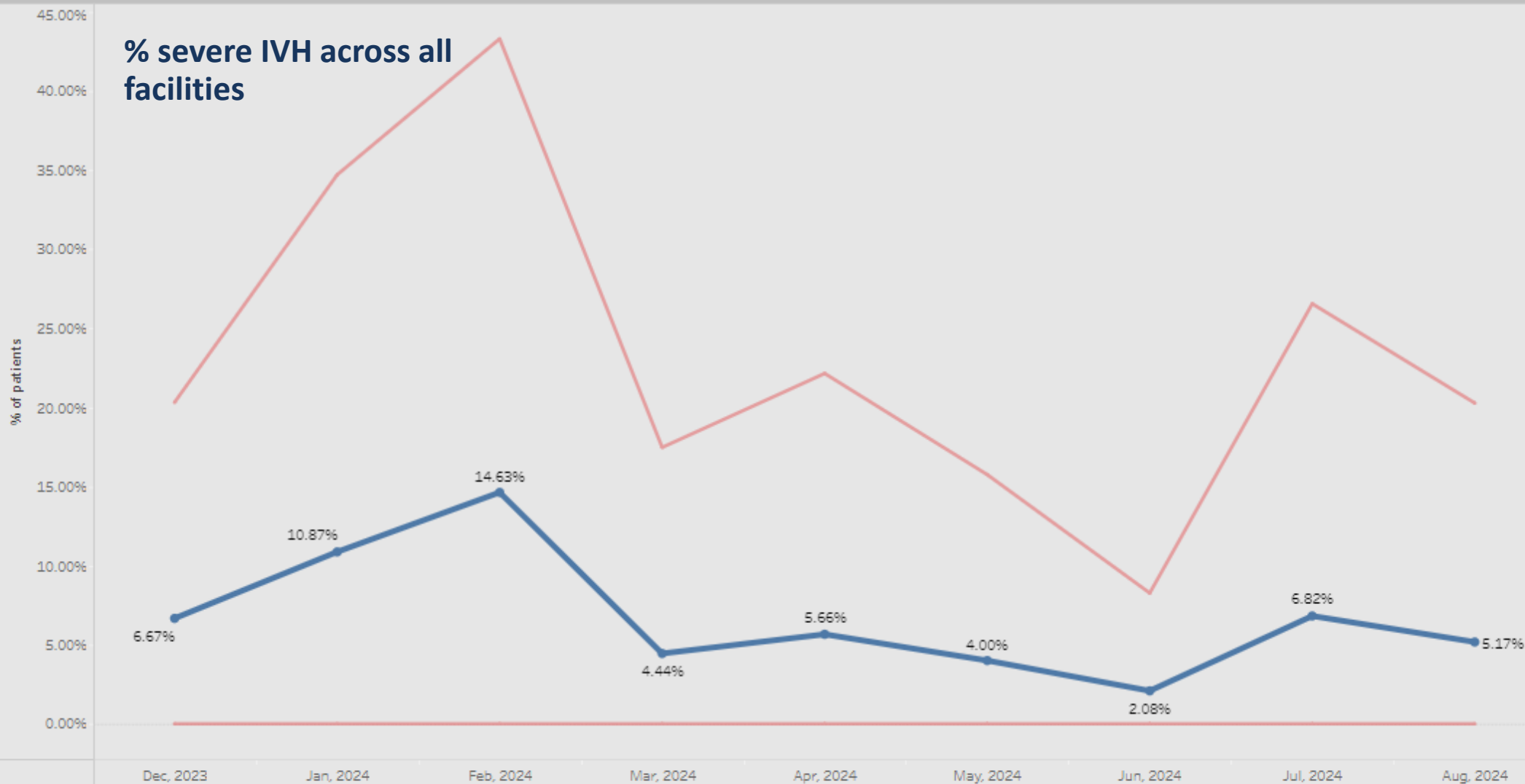
Race/Ethnicity Data

Structural

Main Page



Control Charts: All Hospitals Vs. Your Hospital



ALPQC NHP (Golden Hours)

(From December, 2023 to August, 2024)

Revert Filters

Hide Filters

Measure Names

All_Hospitals

Your_Hospital

Your Hospital

No Hospital

Birth Wt

(All)

GA

(All)

Date

August 2024

Race

(All)

Zeros Hosps

All Values

Temp page

Control Charts

Race/Ethnicity Data

Structural

Main Page



Normothermic

(≥ 36.5 & < 37.5 C)

Moderate to Severe Hypothermia

(< 35.9 C)

Mild Hypothermia

(≥ 35.9 & < 36.5 C)

Hyperthermia

(≥ 37.5 C)

110%

100%

90%

80%

70%

60%

50%

40%




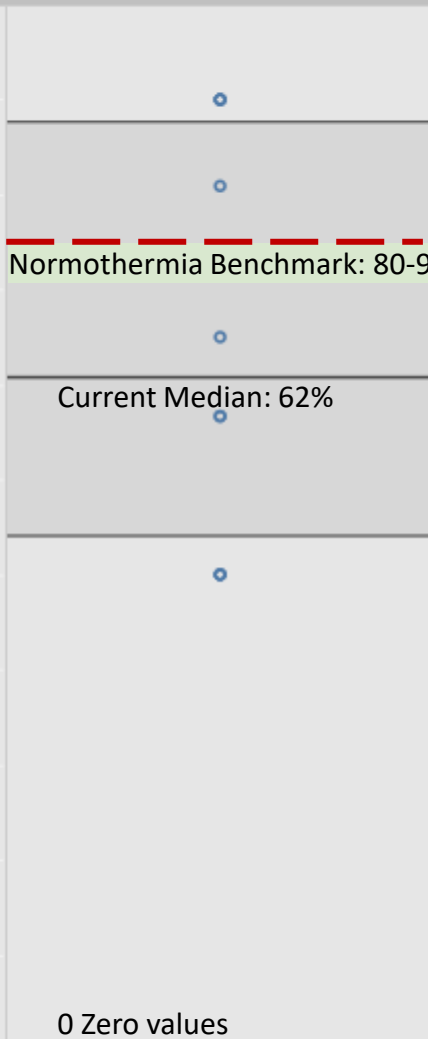
30%

20%

10%

0%

% of patients



#s REPORTED THIS MONTH:
11 facilities, 78 patients

ALPQC NHP (Golden Hours)

(From December, 2023 to August, 2024)

Revert Filters

Hide Filters

Legends

- Lower Control Limit
- Upper Control Limit
- Your Hospital

All Hospitals

Your Hospital: No Hospital

Outcomes: Any Hypothermia

Thermias: (Multiple values)

Race: (All)

Birth Wt: (All)

DeliveryMo...: (All)

GA: (All)

Date: (All)

Only Your H...: False

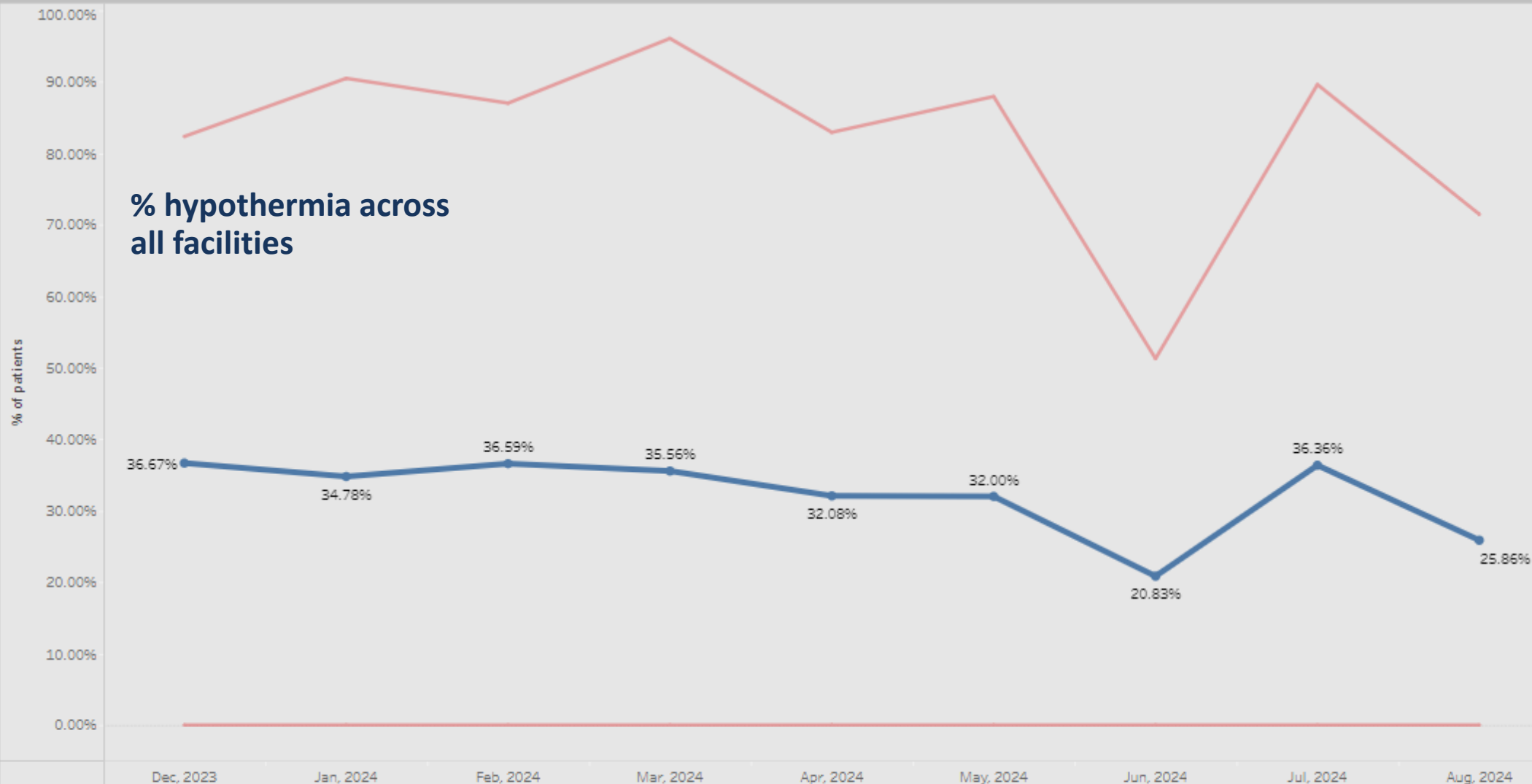
Race/Ethnicity Data

Structural

Main Page



Control Charts: All Hospitals Vs. Your Hospital



ALPQC NHP (Golden Hours)

(From December, 2023 to August, 2024)

Revert Filters

Hide Filters

Legends

- Lower Control Limit
- Upper Control Limit
- Your Hospital

All Hospitals

Your Hospital: No Hospital

Outcomes: Mod-Sev Hypot...

Thermias: Moderate to Se...

Race: (All)

Birth Wt: (All)

Delivery Mo...: (All)

GA: (All)

Date: (All)

Only Your H...: False

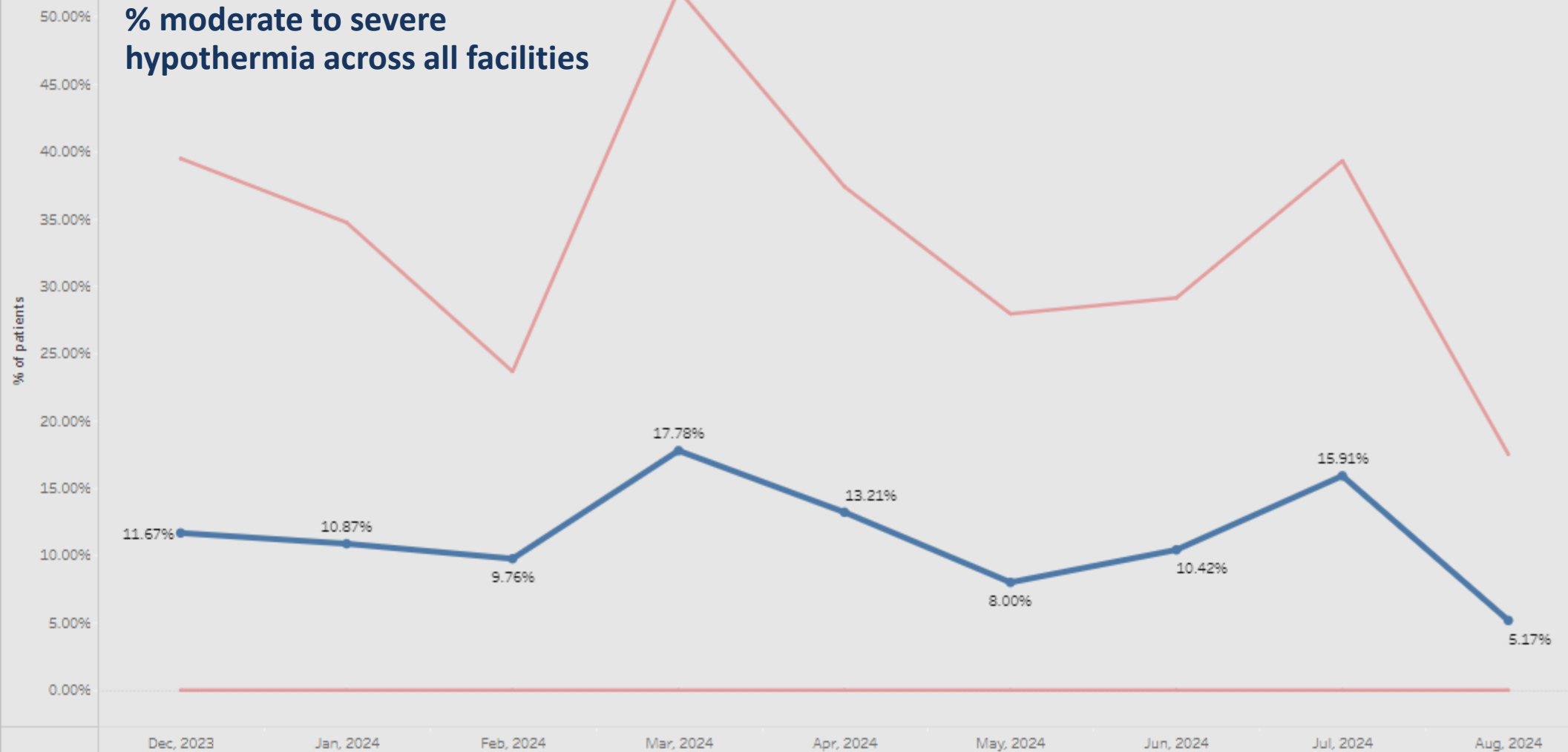
Race/Ethnicity Data

Structural

Main Page



Control Charts: All Hospitals Vs. Your Hospital



ALPQC NHP (Golden Hours)

(From December, 2023 to August, 2024)

Revert Filters

Hide Filters

Legends

Lower Control Limit
Upper Control Limit
Your Hospital

All Hospitals

Your Hospital: No Hospital

Outcomes: Hyperthermia

Thermias: Hyperthermia (...)

Race: (All)

Birth Wt: (All)

Delivery Mo...: (All)

GA: (All)

Date: (All)

Only Your H...: False

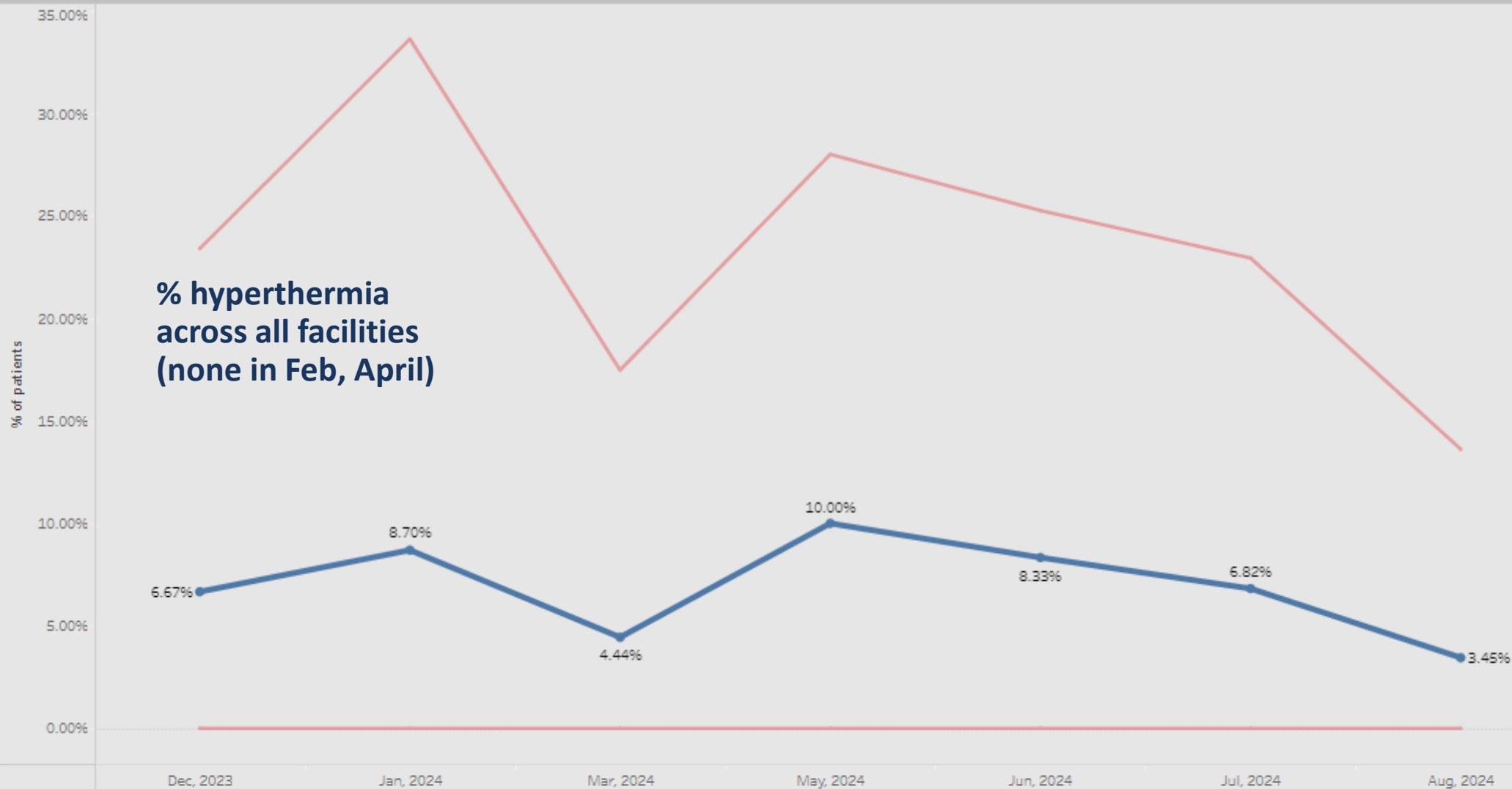
Race/Ethnicity Data

Structural

Main Page



Control Charts: All Hospitals Vs. Your Hospital





Hospital Share

Kelly Borton BSN, RNC-NIC
NICU Educator
Brookwood Baptist Medical Center





Q&A



Q&A



Please feel free to **unmute** and ask questions

You may also enter comments or questions in the “chat” box

Questions from hospitals

- How do hospitals handle DCC in cases when mom is under general anesthesia or if there are any major structural issues with placenta?
- What are some ways hospitals have worked / are working through pushback from OB, including things like changing the OR temperature, charting consistently DCC, conveying new policies/guidelines to community OBs, etc.?

Reminders

- Hospital Shares are encouraged!
 - A great way to celebrate your successes or share your challenges
 - Fosters collaboration and builds relationships
 - Sign-up sheet sent out with last follow up email
 - Please sign up to share on the sign-up sheet or by emailing info@alpqc.org. We look forward to hearing from everyone!

Stay Connected!



Website:

<http://www.alpqc.org>

Email:

info@alpqc.org

X (Twitter): @alpqc

<https://twitter.com/alpqc>

Next Meeting



Wednesday, November 20th from 1:00 to 2:15pm

Thank you!



Thank you for all your hard work!!
We will see you next month!