











Reported Past Two Week Binge Drinking* Among Delaware 8th Grade Public School Students: 2018-2019



Legend

-  New Castle County
-  Kent Count
-  Sussex County
-  PO Box/Company Zip Codes
-  Too Few to Estimate (N<30)

Rate of Binge Drinking

-  Less than 1%
-  1-2.9%
-  3-5.9%
-  6-13%

State Rate: 2%

Data Note:

*Binge drinking is defined as four drinks for females and five drinks for males in a row.

Certain zip codes were combined to protect the confidentiality of the participating schools and districts.

Source:

2018-2019 Delaware School Survey
 Center for Drug and Health Studies
 University of Delaware
www.cdhs.udel.edu/seow

