REPORT TO CONGRESS ON THE PREVENTION AND REDUCTION OF UNDERAGE DRINKING

December 2013

U.S. DEPARTMENT OF HEALTH AND HUMAN SERVICES
Substance Abuse and Mental Health Services Administration
www.samhsa.gov

REPORT TO CONGRESS ON THE PREVENTION AND REDUCTION OF UNDERAGE DRINKING

Volume I: Executive Summary Through Chapter 4

U.S. Department of Health and Human Services
200 Independence Avenue, SW
Washington, DC 20201

Contents

Message from the Secretary ii

Foreword iii

Executive Summary 1

Chapter 1: Preventing and Reducing Underage Drinking: An Overview 21

Chapter 2: Nature and Extent of Underage Drinking in America 35

Chapter 3: A Coordinated Federal Approach to Preventing and Reducing Underage Drinking 67

Chapter 4: Report on State Programs and Policies Addressing Underage Drinking 125

- Chapter 4.1: Introduction 127
- Chapter 4.2: Cross-State Survey Report 133
- Chapter 4.3: Policy Summaries 157

State Reports 235

Appendices 859

- A: Surveys 860
- B: Definitions of Variables 865
- C: State Report Citations 882
- D: ICCPUD Members 921
- E: 2011–2012 Enforcement Data 923
- F: DSM-IV-TR Diagnostic Criteria for Alcohol Abuse and Dependence 927
- G: Abbreviations 928
- H: References 931
- I: Data Sheets—Non-APIS Legal Policies and State Enforcement Activities 948

Message from the Secretary

Alcohol use by those younger than the legal drinking age of 21 continues to be a serious public health and public safety problem. In 2011, nearly 10 million young people reported drinking within the past 30 days, and approximately 6 million of them were binge drinkers. Underage drinking contributes to the deaths of approximately 5,000 young people each year, limits the potential of many others, disrupts families and communities, and imposes yearly economic costs of nearly $27 billion on our society.

Fortunately, we have made some progress in recent years. In fact, past-month use of alcohol by persons ages 12 to 17 declined by 22.2 percent between 2004 and 2011, and binge-drinking rates for the same group declined by 33.3 percent. Reductions in underage drinking for those ages 18 to 20 were more modest, with past-month use by this group declining by 8.4 percent, and binge drinking declining by 15.2 percent.

These trends are important because they suggest that increased attention to the problem of underage drinking in the past decade has had a positive effect, and we should sustain these efforts. The trends are also important because they highlight that, although we are making significant progress in reducing underage drinking by those who are under 18, we are making less progress with those in the 18-to-20 age group and need to increase our focus on this segment of the underage drinking population. The fact that 10 million young people are still drinking and the majority of them are binge drinkers reminds us that we still have a long way to go in changing the conditions that support underage drinking in our country.

If we are to continue to see reductions in underage drinking and its negative consequences, we will need to continue to work together with state and local governments and families and communities across the country on this issue. The information provided in this report is one of our contributions to this partnership, and it is my hope that the report will serve as an important tool for all sectors of society, including families, communities, and state and local governments.

Kathleen Sebelius
Secretary
Department of Health and Human Services

Foreword

Alcohol remains the most widely used substance of abuse among our nation's young people, with serious negative consequences for them, their families, and communities. In 2011, about 25 percent of those ages 12 to 20 reported drinking alcohol in the past month, and approximately 16 percent were binge drinkers. Moreover, alcohol use increased with age—ranging from 2.5 percent of persons ages 12 or 13 to 46.8 percent of those ages 18 to 20 reporting that they drank alcohol during the past 30 days.

Every year underage drinking undermines the well-being of America's youth, resulting in motor vehicle crashes, suicide, interpersonal violence, unintentional injuries, unwanted or unintended sexual activity, academic problems, and alcohol and drug poisoning. Longer term consequences may include brain impairment and alcohol problems later in life.

As the Administrator of the Substance Abuse and Mental Health Services Administration (SAMHSA) and Chair of the Interagency Coordinating Committee on the Prevention of Underage Drinking (ICCPUD), I am pleased to present the fifth *Report to Congress on the Prevention and Reduction of Underage Drinking.* In 2006, Congress passed, and the President signed, the Sober Truth on Preventing (STOP) Underage Drinking Act, Public Law 109-422. Among other provisions, the STOP Act formally established the ICCPUD and called for an annual Report to Congress to be submitted by the Secretary of HHS.

As has been the case in previous years, the report provides information on the nature and extent of the problem, and an overview of the federal government's response. It also includes data on 25 state underage drinking policies and laws, enforcement activities associated with those policies, prevention programs, and state expenditures for all 50 states and the District of Columbia. The report is the most comprehensive documentation of its kind, and we are confident that it will be of great value in planning future federal and state efforts.

Despite the unacceptably high level of underage drinking, this report indicates that we have made progress in recent years, especially with those ages 12 to 17. While this progress is attributable to a wide variety of factors, one that stands out is increased attention to this issue at all levels of government and society. Federal initiatives have helped raise underage drinking to a prominent place on the national public health agenda, creating a policy climate in which significant legislation has been passed by states and localities, and increased awareness of the problem has resulted in coordinated citizen action and more aggressive enforcement. SAMHSA and the ICCPUD are committed to continuing to work together with other levels of government and families and communities across the country to not only sustain but also increase the progress that we have made in addressing this serious public health and safety problem.

Pamela S. Hyde, J.D.
Administrator
Substance Abuse and Mental Health Services Administration

Executive Summary

Introduction

Underage drinking and associated problems have profound negative consequences for underage drinkers, their families, their communities, and society as a whole. Underage drinking contributes to a wide range of costly health and social problems, including motor vehicle crashes (the greatest single mortality risk for underage drinkers); suicide; interpersonal violence (e.g., homicides, assaults, rapes); unintentional injuries such as burns, falls, and drowning; brain impairment; alcohol dependence; risky sexual activity; academic problems; and alcohol and drug poisoning. On average, alcohol is a factor in the deaths of approximately 4,700 youths in the United States per year, shortening their lives by an average of 60 years (Centers for Disease Control and Prevention [CDC] Alcohol-Related Disease Impact [ARDI] application, 2011).

National data show meaningful reductions in underage drinking, particularly among younger age groups. From 2004 to 2011, young people ages 12 to 20 showed statistically significant declines in both past-month alcohol use and binge alcohol use. These encouraging results were most significant in the 12- to 17-year-old age group, where past-month alcohol use declined by 24.4 percent and past-month binge drinking declined by 33.3 percent.

But there is still cause for concern. For example, in 2011, 36.6 percent of 20-year-olds reported binge drinking (drinking at levels substantially increasing the risk of injury or death) in the past 30 days; about 12 (11.8) percent of 20-year-olds had, in those 30 days, binged five or more times. Furthermore, although drinking levels are lower at younger ages, patterns of consumption across the age spectrum pose significant threats to health and well-being. Particularly troubling is the erosion of the traditional gap between underage males and females in binge drinking. This gap is disappearing as females' drinking practices converge with those of males.

Still, there is reason for optimism and hope for continued progress. As discussed in Chapters 3 and 4 of this report, states are increasingly adopting comprehensive policies and practices to alter the individual and environmental factors that contribute to underage drinking and its consequences; these can be expected to reduce alcohol-related death and disability and associated health care costs. These efforts can potentially reduce underage drinking and its consequences and change norms that support underage drinking in American communities.

Characteristics of Underage Drinking in America

Alcohol Is the Most Widely Used Substance of Abuse among American Youth

Alcohol continues to be the most widely used substance of abuse among America's youth, and a higher proportion use alcohol than use tobacco or other drugs. For example, according to the 2011 Monitoring the Future (MTF) study, 27.2 percent of 10th graders reported using alcohol in the past 30 days, 17.6 percent reported marijuana use, and 11.8 percent reported cigarette use in the same period (Johnston et al., 2012a).[1]

[1] For comparability with data from the 2011 National Survey on Drug Youth and Health (NSDUH) and 2011 Youth Risk Behavior Surveillance System (YRBSS), the latest MTF data included in this report are also from 2011. The 2012 MTF data, which became available in December 2012, will be included in the next report.

Binge Drinking[2]

Binge drinking is the most common underage consumption pattern. High blood alcohol concentrations (BACs) and impairment levels associated with binge drinking place binge drinkers and those around them at substantially elevated risk for negative consequences. Accordingly, reducing binge drinking has become a primary public health priority.

Binge rates increase rapidly with age (Exhibit E.1). In 2011, approximately 6.1 million youths 12 to 20 years old (15.8 percent) reported binge drinking in the past month (SAMHSA, 2012a). Although youth generally consume alcohol less frequently than adults and consume less alcohol overall than adults, when they do drink they are much more likely to binge drink (Exhibit E.2). Accordingly, most youth alcohol consumption occurs in binge-drinking episodes. For example, 92 percent of the alcohol consumed by 12- to 14-year-olds is through binge drinking (Pacific Institute for Research and Evaluation [PIRE], 2002). A significant proportion of underage drinkers consume substantially more than the five-drink binge criterion. For example, averaged 2010 and 2011 data show that 10.7 percent of underage drinkers had nine or more drinks during their last drinking occasion (SAMHSA, Center for Behavioral Health Statistics and Quality [CBHSQ][3], National Survey on Drug Use and Health [NSDUH], 2012a). It is important to note that very young adolescents, because of their smaller size, reach binge-drinking BACs with fewer drinks (three to four drinks for persons ages 12 to 15) than do older adolescents (e.g., age 18 or older) (Donovan, 2009).

Female Youth Drinking Rates Are Converging With Male Youth Rates

The convergence of female youth rates of consumption with those of male youth and the implications of this trend are causes for concern. Although older adolescent rates of consumption and binge drinking are higher for males than females, the gap is closing. In 2011, 25.5 percent of male 12th graders reported binge drinking (defined as consumption of five or more drinks in a row) at least once in the prior 2-week period compared with 17.6 percent of female 12th graders (Exhibit E.3) (Johnston et al., 2012a). This difference of just 7.9 percentage points contrasts with the 23 percent difference found in 1975. Younger adolescent females (e.g., 8th graders) now exhibit rates of drinking, binge drinking, and getting drunk similar to rates for adolescent males (Johnston et al., 2012a).

The literature on gender-specific effects of alcohol use suggests that the health status of young women may be adversely affected by current trends in their alcohol consumption. Alcohol use is associated, for example, with an increased risk of unintended pregnancy, sexually transmitted disease, and violence victimization among women, adverse health outcomes that may increase

[2] Binge drinking is the consumption of a large amount of alcohol over a relatively short period of time. No common terminology has been established to describe different drinking patterns. Based on National Survey on Drug Use and Health (NSDUH) data, SAMHSA defines binge drinking as five or more drinks on one occasion on at least 1 day in the past 30 days, and heavy drinking as five or more drinks on at least 5 different days in the past 30 days. However, NSDUH can provide binge-drinking estimates based on the NIAAA gender-specific definition. Some studies, including Wechsler's (2002) survey of college students, define binge drinking as five or more drinks in a row for men and four or more for women. Other sources use "frequent heavy drinking" to refer to five or more drinks on at least five occasions in the last 30 days. Appendix A discusses these differences in more detail. See Courtney and Polich (2009) for further discussion of the definition issues.

[3] In August 2010, the SAMHSA Office of Applied Studies (OAS) was renamed the Center for Behavioral Health Statistics and Quality (CBHSQ).

Exhibit E.1: Current and Binge Alcohol Use among Persons Ages 12 to 20: 2011 (SAMHSA, 2012 detailed tables)

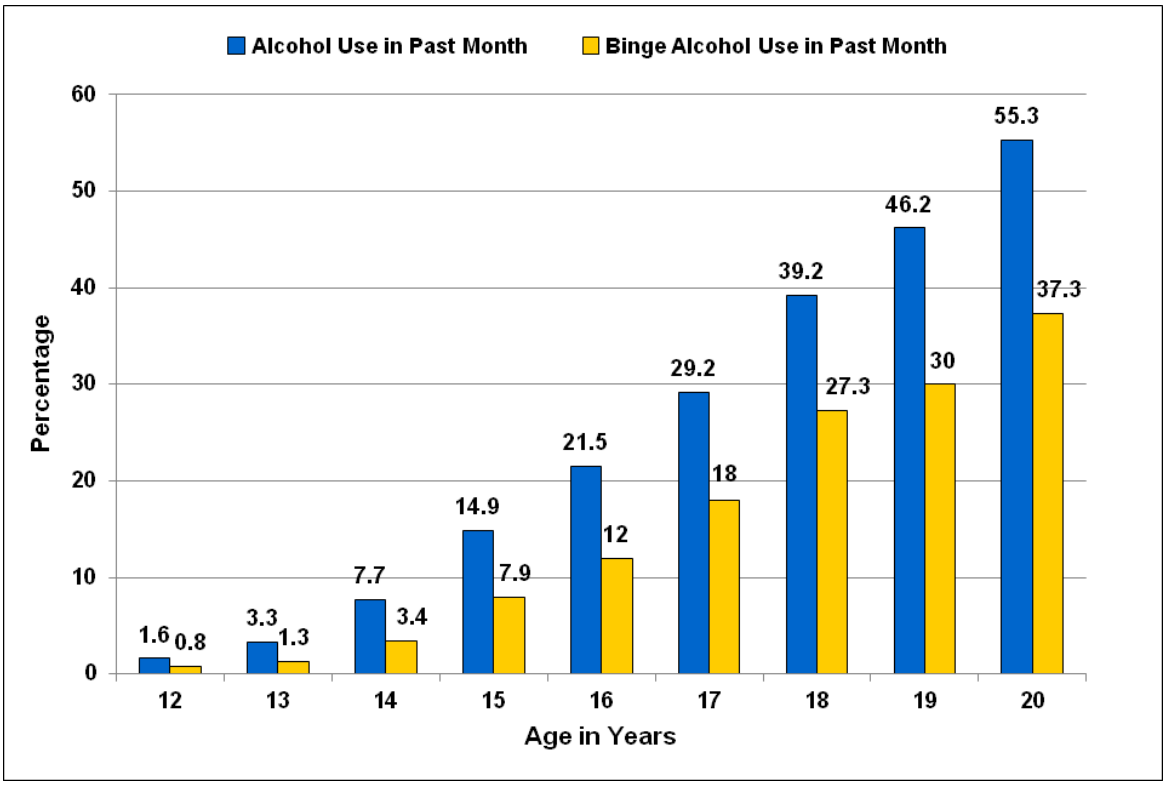

Exhibit E.2: Drinking Days per Month and Number of Drinks per Occasion for Youth (12–20), Young Adults (21–25), and Adults (≥26): 2011 (SAMHSA, CBHSQ, NSDUH, Special Data Analysis, 2012)

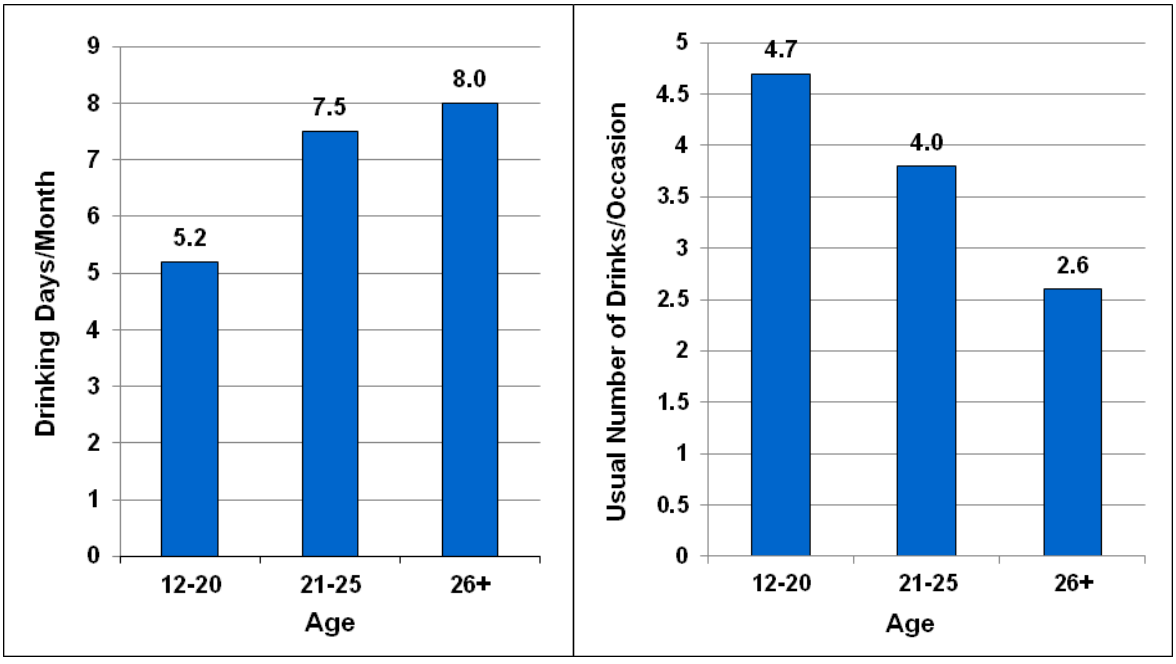

Exhibit E.3: Rates of Binge Drinking in the Past 2 Weeks among Male and Female 8th, 10th, and 12th Graders, 1991–2011 (Johnston et al., 2012a)

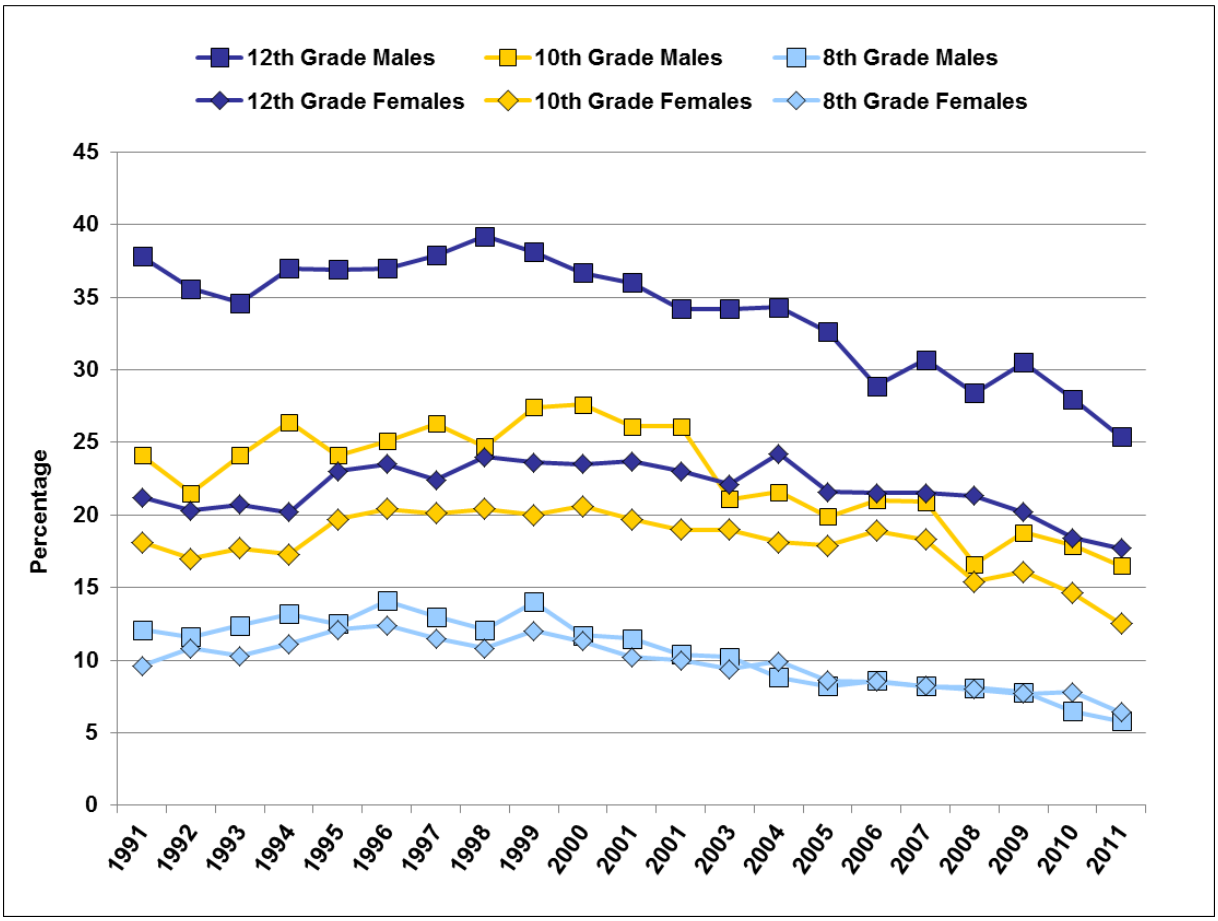

with higher rates of alcohol use (Abbey, 2011; Maisto et al., 2002; Norris et al., 2009; Sugarman et al., 2009; Testa and Livingston, 2009).

Adolescents' Beverage Preferences Are Shifting From Beer to Distilled Spirits

Different alcohol beverage types may be associated with different patterns of underage consumption. Ease of concealment, palatability, alcohol content, marketing strategies, media portrayals, parent modeling, and economic and physical availability may all contribute to the quantity of and settings for consumption. Similarly, beverage types may affect the policies and enforcement strategies that are most effective in reducing underage drinking (CDC, 2007). Tracking beverage preferences among young people is, therefore, an important aspect of prevention policy.

Distilled spirits are becoming more popular among adolescents, and are challenging beer as the beverage most likely to be consumed by underage drinkers, especially those who report binge drinking. Flavored alcoholic beverages are also popular with adolescents. Females, in particular, have shifted their beverage preference from beer to these other alternatives (Exhibit E.4). However, wine remains a relatively unpopular beverage among younger drinkers.

Exhibit E.4: Drinking Trends in the Percentage of Male and Female 12th Graders Using Alcoholic Beverages by Beverage Type, 1988–2011 (Johnston et al., 2012a)

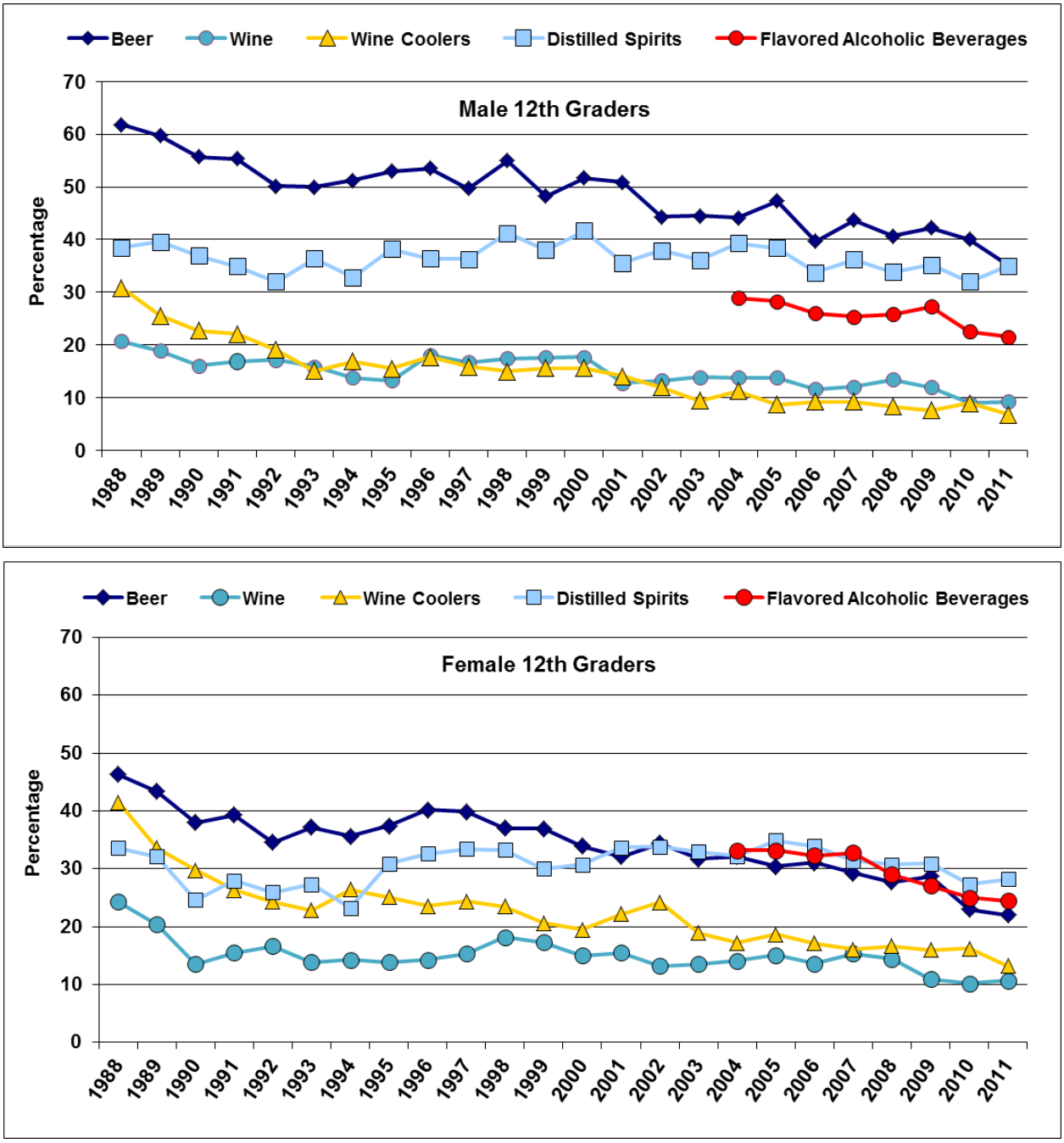

Data from eight states indicated that, among students in 9th through 12th grades who reported binge drinking, liquor was the most prevalent beverage type (Siegel, Naimi, Cremeens, & Nelson, 2011).

Youth Start Drinking at an Early Age

As discussed below, early initiation to alcohol use increases the risk of a variety of developmental problems during adolescence and problems later in life. Early initiation is often an important indicator of future substance use (NSDUH, 2012). Accordingly, delaying the onset of alcohol initiation may significantly improve later health. Although the peak years of initiation to alcohol are 7th to 11th grades, 10 percent of 9- to 10-year-olds have already started drinking (Donovan et al., 2004), and about one fifth of underage drinkers begin before they are 13 years old (CDC, 2012). Slightly fewer than 1 million (972,000) persons who initiated alcohol use in the past year reported they were ages 12 to 14 when they initiated. This translates to approximately 2,660 youths ages 12 to 14 who initiated alcohol use per day in 2011 (SAMHSA, CBHSQ, NSDUH, Special Data Analysis, 2012).

Drinking Rates Vary Significantly by Racial and Ethnic Group

White youths who are 12 to 20 years old are more likely to report current alcohol use and binge drinking than any other racial or ethnic group. Asian and Black youths had the lowest rates (Exhibit E.5) (SAMHSA, CBHSQ, NSDUH, Special Data Analysis, 2012); however, data indicate that prevalence of drinking before age 13 is higher among Black and Hispanic youths than among White youths (CDC, 2012).

These ethnic and racial differences must be viewed with caution. As Caetano, Clark, and Tam (1998) note, there are important differences in alcohol use and related problems among ethnic and racial subgroups of Whites, Blacks, Hispanics, Asians, and Native Americans/Alaska Natives. Moreover, the authors stress that the patterns of consumption for any group or subgroup represent a complex interaction of psychological, historical, cultural, and social factors that are not adequately captured by a limited set of labels. With these cautions in mind, however, the data in Exhibit E.5 highlight the importance of considering race and ethnicity in planning underage drinking countermeasures in specific communities.

Underage Drinking Is More Likely To Occur in Private Residences Where Three or More People Are Present

The social and physical settings for underage drinking affect patterns of alcohol consumption. For a young person, the usual number of drinks consumed is substantially higher when two or more other people are present than when drinking with one person or alone (Exhibit E.6). Drinking in the presence of others is by far the most common setting for young drinkers. More than 80 percent of youth who had consumed alcohol in the past month reported doing so when at least two others were present (SAMHSA, 2012a). Thus, most young people are drinking in social contexts that appear to promote heavy consumption, and where people other than the drinker may be harmed by the drinker's behavior.

As shown in Exhibit E.7, private residences are the most common setting for youth alcohol consumption, although age differences are reported. Most underage drinkers reported drinking in either someone else's home or their own. The next most popular drinking locations are at a restaurant, bar, or club; at a park, on a beach, or in a parking lot; or in a car or other vehicle (SAMHSA, CBHSQ, NSDUH, Special Data Analysis, 2012). Youths 18 to 20 years old are

Exhibit E.5: Alcohol Use and Binge Drinking in the Past Month among 12- to 20-Year-Olds by Race/Ethnicity and Gender: Annual Averages Based on 2002–2011 Data (SAMHSA, CBHSQ, NSDUH, Special Data Analysis, 2012)

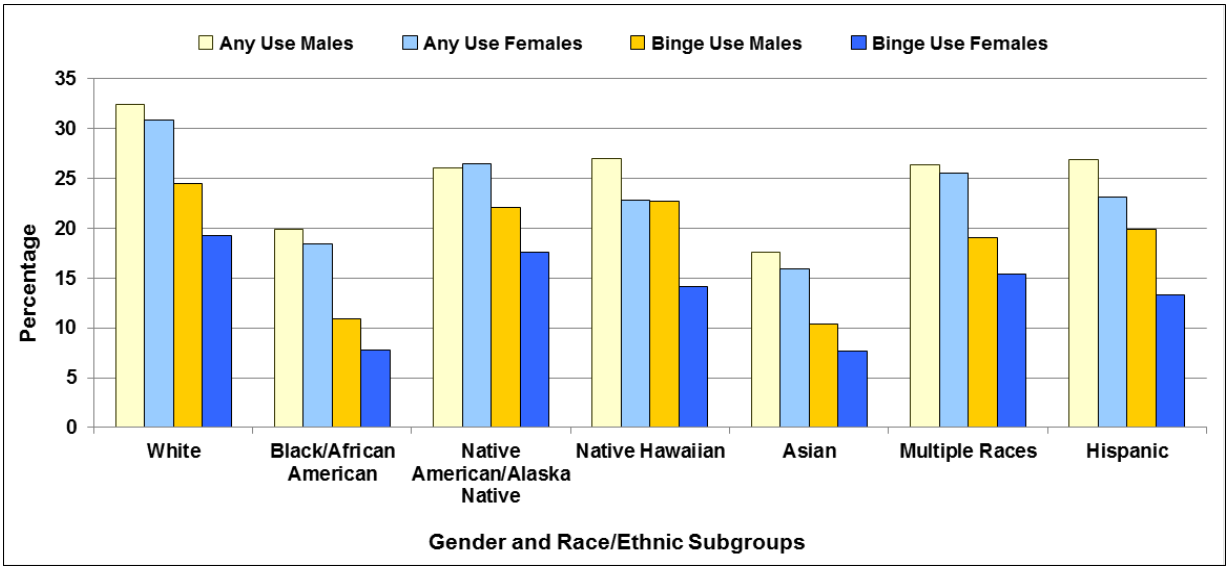

Exhibit E.6: Average Number of Drinks Consumed on Last Occasion of Alcohol Use in the Past Month among Past-Month Alcohol Users Ages 12–20, by Social Context and Age Group: Annual Averages Based on 2010–2011 Data (SAMHSA, CBHSQ, NSDUH, Special Data Analysis, 2012)

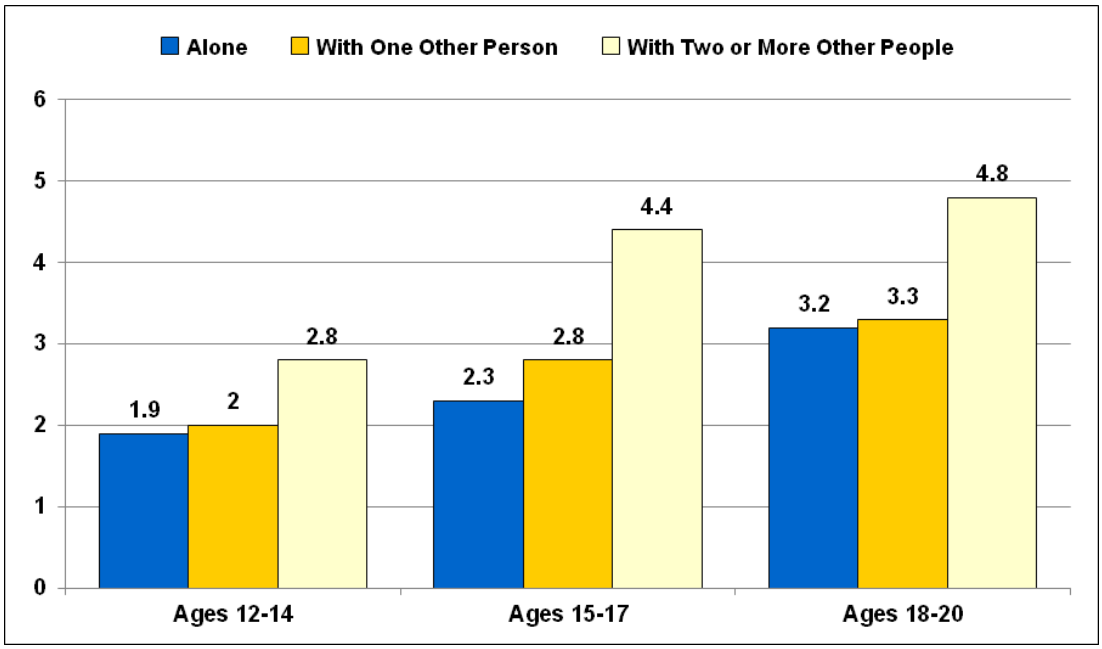

Exhibit E.7: Drinking Locations of Last Alcohol Use among Past-Month Alcohol Users Ages 12–20 by Age Group: Annual Averages Based on 2010–2011 Data (SAMHSA, CBHSQ, NSDUH, Special Data Analysis, 2012)

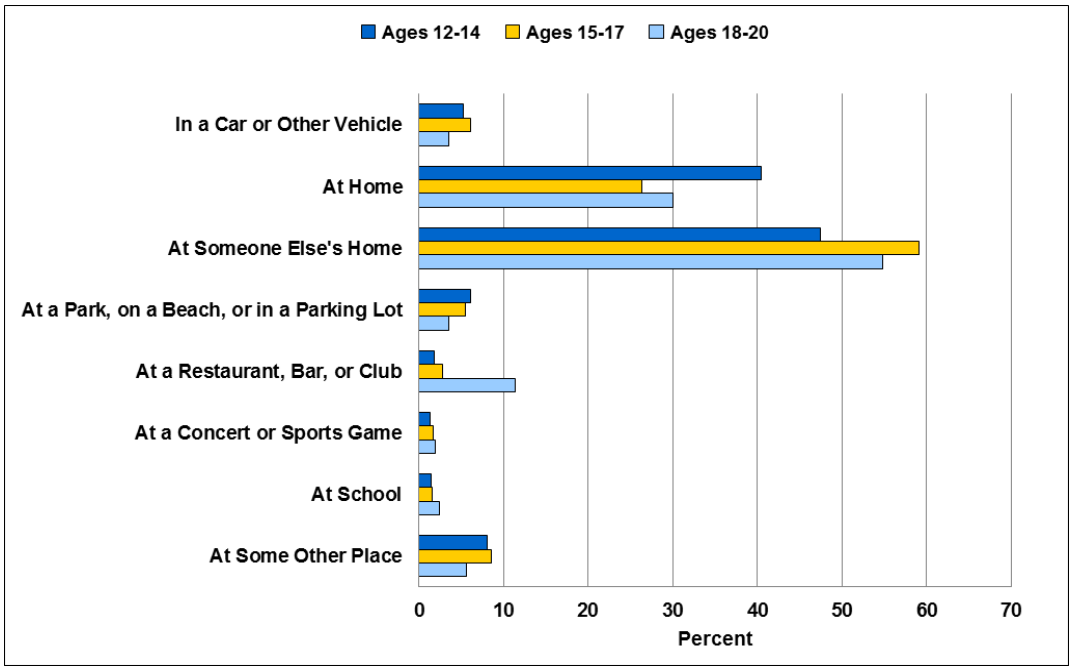

more likely than their younger peers to report drinking in restaurants, bars, or clubs, although the absolute rates of such drinking are low compared with drinking in private residences. These data suggest that underage drinking occurs primarily in social settings (three or more drinkers) at a private residence. This conclusion is consistent with research findings that underage drinking parties, where large groups of underage people gather at private residences, are high-risk settings for binge drinking and associated alcohol problems (Mayer, Forster, Murray, & Wagenaar, 1998). Similar findings exist for college students' binge drinking (Clapp, Shillington, & Segars, 2000).

Young People Perceive Alcohol To Be Readily Available

Since 1993, youth have reported declines in alcohol availability. However, the number of young people who report that alcohol is fairly easy or very easy to obtain remains high. For example, in 2011, 89.9 percent of 12th graders reported that it was easy or very easy to obtain (Johnston et al., 2012a). Very young drinkers are most likely to obtain alcohol at home from parents or siblings, or drink alcoholic beverages stored in the home. In addition, new data suggest that retailer interstate shipping of alcohol has opened up a potentially important avenue of alcohol access for underage persons (see below). Please note that some of the methods young people use to obtain alcohol do not violate underage drinking laws in some states (see Chapter 4).

Drinking Continues To Be Prevalent in Campus Culture at Many Universities

A total of 80.5 percent of college students drink; 36.1 percent report drinking five or more drinks on an occasion in the past 2 weeks (Johnston et al., 2012b). Research indicates that some college students' drinking far exceeds the minimum binge criterion of five drinks per occasion (Wechsler et al., 1999). Although colleges and universities vary widely in student binge-drinking rates, overall rates of college student drinking and binge drinking exceed those of non-college-age peers (Johnston et al., 2012b). Unlike high school students and non-college-age peers, rates of binge drinking among college students have shown little decline since 1993 (Johnston et al., 2012b). These differences are not easily attributable to differences between college- and non-college-bound students. Although college-bound 12th graders are consistently less likely than their non-college-bound counterparts to report occasions of heavy drinking, college students report higher rates of binge drinking than college-age youth not attending college (Johnston et al., 2011b) (Exhibit E.8). This suggests that the college environment influences drinking practices (Hingson, Heeren, Levenson, Jamanka, & Voas, 2002; Kuo, Wechsler, Greenberg, & Lee, 2003).

Exhibit E.8: Prevalence of Binge Drinking in the Past 2 Weeks by 12th Graders with and without College Plans, College Students, and Others 1 to 4 Years Past High School: 1991–2011 (Johnston et al., 2012a,b)

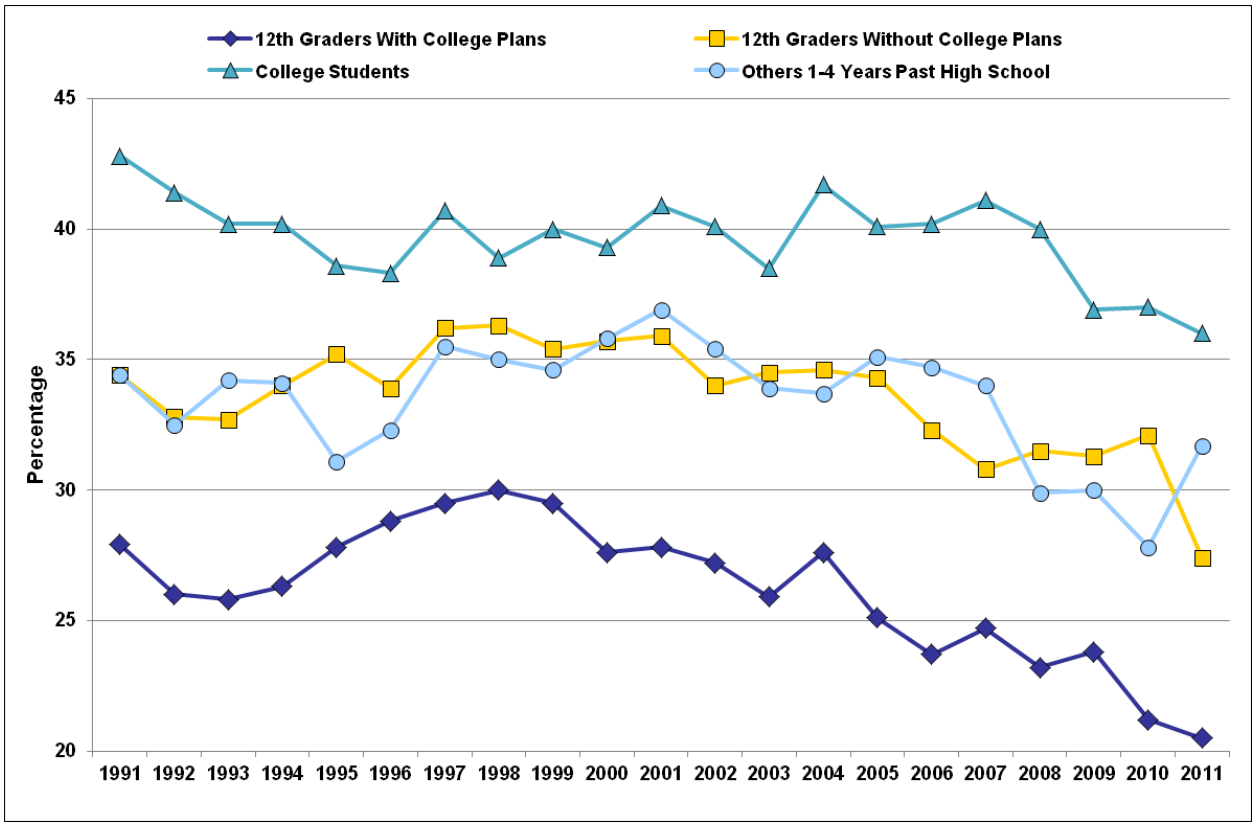

Youth Drinking Is Correlated with Adult Drinking Practices

Generational transmission has been widely hypothesized as one factor shaping the alcohol consumption patterns of young people. For example, children of parents who binge are twice as likely to binge themselves and to meet alcohol-dependence criteria. Whether through genetics, social learning, or cultural values and community norms, researchers have repeatedly found a correlation between youth drinking and the drinking practices of parents (Pemberton, Colliver, Robbins, & Gfroerer, 2008). Nelson, Naimi, Brewer, and Nelson (2009) demonstrated this relationship at the population (state) level. State estimates of youth and adult current and binge drinking from 1993 through 2005 were significantly correlated when pooled across years. The results suggest that some policies primarily affecting adult drinkers (e.g., pricing and taxation, hours of sale, on-premises drink promotions) may also affect underage drinking.

Consequences and Risks of Underage Drinking

Alcohol-Related Motor Vehicle Traffic Crashes

The greatest single mortality risk for underage drinkers is motor vehicle crashes (Exhibit E.9). All drivers who have been drinking are at greater risk of injury because such drivers are less likely to use restraints (http://www-nrd.nhtsa.dot.gov/Pubs/811622.pdf). Mile for mile, teenagers are involved in three times as many fatal crashes as all other drivers (National Center for Statistics and Analysis [NCSA], 2009). Younger drivers are frequently inexperienced in hazard recognition and often take unnecessary risks due to a combination of poor decisionmaking and an illusion of invulnerability (Williams, 2006). One study found that at 0.08 BAC, adult drivers in all age and gender groups—compared with sober drivers—were 11 times more likely to die in a single-vehicle crash. Among those 16 to 20 years old at 0.08 percent BAC, male drivers were 52 times more likely than sober male drivers the same age to die in a single-vehicle fatal crash (Zador, 1991). In 2010, of the 1963 young drivers ages 15 to 20 killed in motor vehicle crashes, 490 (25 percent) had a BAC of .08 g/dL or higher (National Highway Traffic Safety Administration [NHTSA] Fatality Analysis Reporting System [FARS], 2010).

Exhibit E.9: Leading Causes of Death for Youth Ages 12–20: 2009 (CDC WISQARS, 2012)[4]

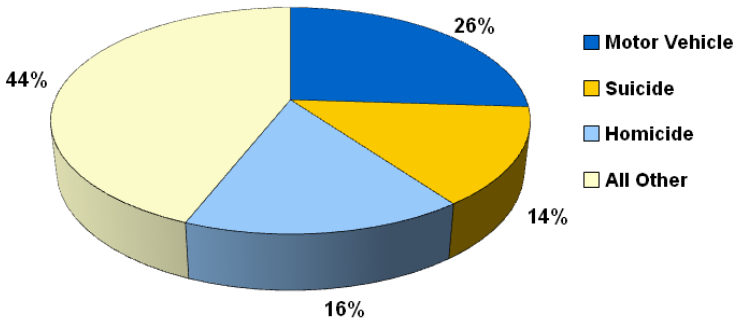

[4] CDC's web-based Injury Statistics Query and Reporting System (WISQARS) is an interactive database system that provides customized reports of injury-related data.

According to 2011 survey data, about 3.6 percent of 16-year-olds, 6.7 percent of 17-year-olds, 10.0 percent of 18-year-olds, 14.2 percent of 19-year-olds, and 16.5 percent of 20-year-olds reported driving under the influence of alcohol in the past year (SAMHSA, 2012b, detailed tables). The Community Preventive Services Task Force recommends maintaining current minimum legal drinking-age laws based on strong evidence of their effectiveness in reducing alcohol-related crashes and associated injuries among 18- to 20-year-old drivers (http://www.thecommunityguide.org/mvoi/AID/mlda-laws.html).

Unintentional and Intentional Injuries and Other Trauma

As Exhibit E.9 shows, homicide and suicide follow motor vehicle crashes as the second and third leading causes of death among teenagers. In 2009, 2,652 young people who were 12 to 20 years old died from homicide; 2,383 died from suicide (CDC, 2011). In addition, 2,410 people who were 12 to 20 years old died from unintentional injuries other than motor vehicle crashes, such as poisoning, drowning, falls, and burns (CDC, 2011).

At present, it is unclear how many of these deaths are alcohol related. One study (Smith, Branas, & Miller, 1999) estimated that for all ages combined, nearly one third (31.5 percent) of homicides are alcohol related. Data from 17 states shows that among suicide decedents tested who were ages 10 to 19 (all of whom were under the legal drinking age in the United States), 12 percent had BACs >0.08 g/dL (Crosby et al., 2009). Another study focusing on youth suicide estimated that 9.1 percent of hospital-admitted suicide acts by those under age 21 involved alcohol and that 72 percent of these cases were attributable to alcohol (Miller et al., 2006).

Police and child protective services records suggest that those under age 21 commit 31 percent of rapes, 46 percent of robberies, and 27 percent of other assaults (Miller et al., 2006). As the authors note, relying on victim reports rather than agency records would yield higher estimates. For the population as a whole, an estimated 50 percent of violent crime is related to alcohol use by the perpetrator (Harwood, Fountain, & Livermore, 1998). The degree to which violent crimes committed by those younger than 21 are alcohol related is as yet unknown.

Underage Drinking Increases the Likelihood of Risky Sexual Activity

According to the Surgeon General (U.S. Department of Health and Human Services [HHS], 2007), underage drinking plays a significant role in risky sexual behavior, including unwanted, unintended, and unprotected sexual activity, and sex with multiple partners. Such behavior increases the risk of unplanned pregnancy and sexually transmittable diseases (STDs), including infection with HIV, the virus that causes AIDS (Cooper & Orcutt, 1997). When pregnancies occur, underage drinking may result in fetal alcohol spectrum disorders, including fetal alcohol syndrome, a leading cause of mental retardation (Warren & Bast, 1988; Stratton, Howe, & Battaglia, 1996). Abbey (2011) notes that approximately half of all reported and unreported college sexual assaults involve alcohol consumption by the perpetrator, victim, or both. Estimates of perpetrators' intoxication during the incident ranged from 30 to 75 percent.

Early Initiation of Alcohol Use Increases the Risk of Alcohol Dependence and Other Negative Consequences Later in Life

It is increasingly clear that early initiation to alcohol use is associated with a variety of developmental problems during adolescence in later life. Grant and Dawson (1997) found that more than 40 percent of people who initiated drinking before age 13 were classified with alcohol dependence at some time in their lives. By contrast, rates of alcohol dependence among those who started drinking at age 17 or 18 were 24.5 percent and 16.6 percent, respectively (Exhibit E.10). Only 10 to 11 percent who started at age 21 or older met the criteria. Early initiation is also associated with intentional and unintentional injury to self and others after drinking (Hingson & Zha, 2009; Hingson, Heeren, Jamanka, & Howland, 2000); violent behavior, including predatory violence and dating violence (Blitstein, Murray, Lytle, Birnbaum, & Perry, 2005; Ellickson, Tucker, & Klein, 2003; Swahn, Bossarte & Sullivent, 2008); criminal behavior (Eaton, Davis, Barrios, Brener, & Noonan, 2007); prescription drug misuse (Hermos et al., 2008); unplanned and unprotected sex (Hingson, Heeren, Winter, & Wechsler, 2003); motor vehicle crashes (Hingson et al., 2002); and physical fights (Hingson, Heeren, & Zakocs, 2001).

Adverse Effects on Normal Brain Development Are a Potential Long-Term Risk of Underage Alcohol Consumption

Research suggests that early, heavy alcohol use may affect the physical development and functioning of the brain. Some cross-sectional neurological studies suggest decreased ability among heavy alcohol users in planning, executive function, memory, spatial operation, and attention. These deficits, in turn, may put alcohol-dependent adolescents at risk for falling farther behind in school, putting them at an even greater disadvantage relative to nonusers (Brown, Tapert, Granholm, & Dellis, 2000). Some of these cross-sectional findings have been supported by longitudinal analyses (Squeglia, Jacobus, & Tapert, 2009).

Exhibit E.10: Ages of Initiation and Levels of DSM Diagnoses for Alcohol Abuse and Dependence (Grant & Dawson, 1997)

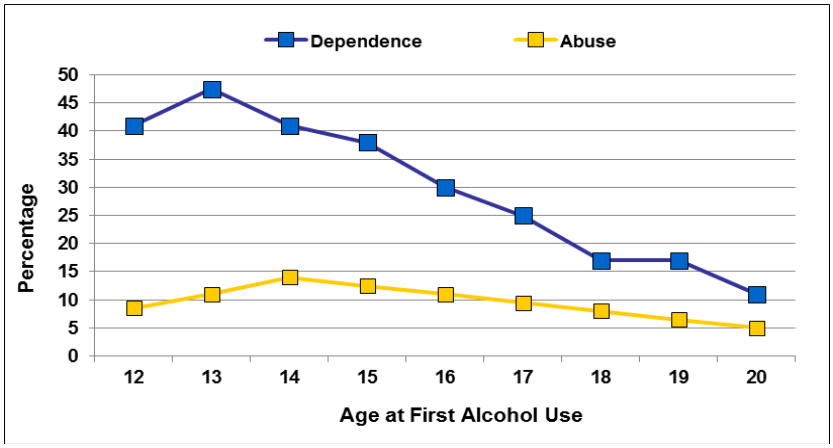

Underage Drinking Is Associated with Reduced Performance

Underage drinking, including binge drinking, is associated with reduced academic performance. Students who reported binge drinking were three times more likely than non–binge drinkers to report earning mostly Ds and Fs on their report cards (Miller, Naimi, Brewer, & Jones, 2007).

College Drinking Has Numerous Adverse Consequences

As noted in Exhibit E.8, overall rates of college students' drinking and binge drinking exceed those of their age peers who do not attend college. These alcohol consumption rates on college campuses constitute a significant public health problem, as shown in Exhibit E.11. One NIAAA-funded study (Abbey et al., 1996) reported that over half of college women respondents had experienced some form of sexual assault. Slightly fewer than one third of these assaults were characterized by respondents as attempted or completed rapes. However, the incidence of college sexual assaults is difficult to measure, and different studies report different rates. A review by Abbey (2011) of three relevant studies (Abbey et al, 2004; Seto & Barbaree, 1995; Testa, 2002) concludes that approximately half of all reported and unreported sexual assaults involve alcohol consumption by the perpetrator, victim, or both. Abbey further reports that, typically, if the victim consumes alcohol, the perpetrator does as well. Estimates of perpetrators' intoxication during the incident ranged from 30 to 75 percent. Approximately 25 percent of college students report academic consequences of their drinking, including missing class, falling behind, doing poorly on exams or papers, and receiving lower grades overall.

Exhibit E.11: Prevalence of Alcohol-Related Morbidity and Mortality among College Students Ages 18–24 (calculated using methods presented in Hingson et al., 2005, 2009)

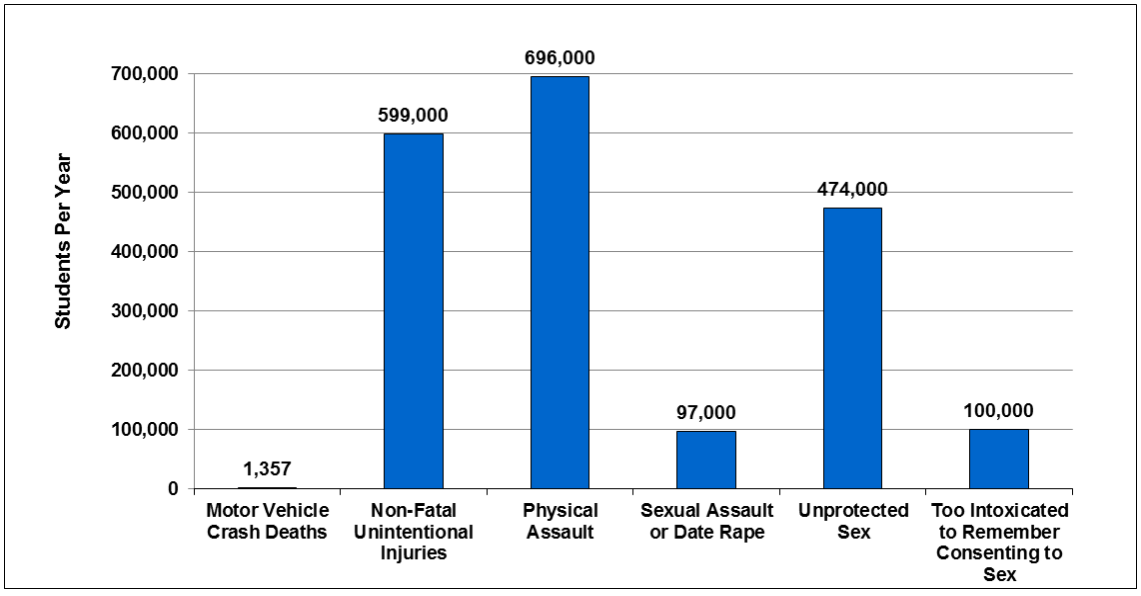

The National Effort To Reduce Underage Drinking

Underage drinking has been recognized as a public health problem for many years. Recently, however, the national effort to prevent alcohol use by America's young people has intensified as the multifaceted consequences associated with underage drinking have become more apparent. A brief summary of key milestones over the last two decades follows:

- 1992—Congress created SAMHSA "to focus attention, programs, and funding on improving the lives of people with or at risk for mental and substance abuse disorders."
- 1998—Congress mandated that the Department of Justice, through the Office of Justice Programs' Office of Juvenile Justice and Delinquency Prevention (OJJDP), establish and implement the Enforcing the Underage Drinking Laws (EUDL) program, a state- and community-based initiative.
- 2004—Congress directed the Secretary of the HHS to establish the Interagency Coordinating Committee on the Prevention of Underage Drinking (ICCPUD) and to issue an annual report summarizing all federal agency activities related to the problem.
- 2006—Congress passed the Sober Truth on Preventing (STOP) Underage Drinking Act, Public Law 109-422, popularly known as the STOP Act. The act states, "a multi-faceted effort is needed to more successfully address the problem of underage drinking in the United States. A coordinated approach to prevention, intervention, treatment, enforcement, and research is key to making progress. This Act recognizes the need for a focused national effort, and addresses particulars of the Federal portion of that effort as well as Federal support for state activities." The STOP Act also calls for two annual reports: (1) a Report to Congress from the HHS Secretary (the "Annual Report to Congress") and (2) a report on state underage drinking prevention and enforcement activities (the "State Report"). Chapters 1 through 3 of this document constitute the Annual Report to Congress; Chapter 4 constitutes the State Report. Together, they fulfill the STOP Act mandate and are designed to build on the efforts that precede it.
- 2007—The Surgeon General's *Call to Action To Prevent and Reduce Underage Drinking* (HHS, 2007) (henceforth termed *Call to Action*), the first on that subject, was issued. Based on the latest and most authoritative research, particularly on underage drinking as a developmental issue, the *Call to Action* outlines a comprehensive national effort to prevent and reduce underage alcohol consumption. The strategies for implementing the goals of the *Call to Action* are presented in the full *Call to Action*, which is available at http://www.surgeongeneral.gov/topics/underagedrinking/calltoaction.pdf.

The STOP Act requires the HHS Secretary to report to Congress on "the extent of progress in preventing and reducing underage drinking nationally." Data presented in Chapter 1 of this report demonstrate that meaningful progress has been made in reducing underage drinking prevalence. The factors that have contributed to this progress are varied and complex. However, one clear factor has been the increased attention to this issue at all levels of society. Federal initiatives have raised underage drinking to a prominent place on the national public health agenda, created a policy climate in which significant legislation has been passed by states and localities, raised awareness of the importance of aggressive enforcement, and stimulated coordinated citizen action. These changes are mutually reinforcing and have provided a framework for a sustained national commitment to reducing underage drinking.

Nevertheless, the rates of underage drinking are still unacceptably high, resulting in preventable and tragic health and safety consequences for the nation's youth, families, communities, and society as a whole. Therefore, ICCPUD remains committed to an ongoing, comprehensive approach to preventing and reducing underage drinking. This document, with its yearly updates to the State Report and survey responses, is part of that sustained effort to reduce underage drinking in America.

Below we highlight national efforts to address underage college drinking (further described in Chapter 1). The rates of alcohol consumption on college campuses constitute a significant public health problem.

Best Practices for Prevention of Underage College Drinking

To change the college drinking culture, the NIAAA-supported Task Force on College Drinking, composed of researchers, administrators, and students (NIAAA, 2002a), recommends that schools intervene with best practices at three levels: the individual student, including at-risk or alcohol-dependent drinkers; the entire student body; and the college and surrounding community. The Task Force also developed a "3-in-1" framework of college drinking prevention best practices. This framework is described in Chapter 1. In 2007, after an updated review of the college intervention literature, NIAAA issued "What Colleges Need to Know Now: An Update on College Drinking Research."

In 2011, the National College Health Improvement Project (NCHIP) launched the Learning Collaborative on High-Risk Drinking, to develop strategies for reducing alcohol problems on college campuses. For a description of the Learning Collaborative, see Chapter 1.

Research on college drinking prevention is ongoing, as is innovation on campuses across the country. Evidence for college-specific best practices is growing, and practices known to be effective with the general youth population are being tested in college settings. The Learning Collaborative on High-Risk Drinking may represent an important step forward in the commitment of colleges and universities to address underage drinking on campus. It also suggests a new effort to develop effective collaborations among college campuses, federal agencies, and researchers.

Report on State Programs and Policies Addressing Underage Drinking

Recognizing the importance of state programs and policies in preventing underage drinking, the STOP Act directs HHS and ICCPUD to provide an annual report on state underage drinking prevention activities. It defines specific categories of prevention programs, policies, enforcement activities related to those policies, and state expenditures to guide the report's development.

The annual State Report (Chapter 4) provides the following information for the 50 states and the District of Columbia (henceforth referred to as "states"):

1. Information on 25 underage drinking prevention policies focused on reducing youth access to alcohol and youth involvement in drinking and driving

2. Data from a survey addressing underage drinking enforcement programs; programs targeted to youth, parents, and caregivers; collaborations, planning, and reports; and state expenditures on the prevention of underage drinking

The 25 policies included in Chapter 4 can be grouped under four general headings:

- Laws Addressing Minors in Possession of Alcohol
- Laws Targeting Underage Drinking and Driving
- Laws Targeting Alcohol Suppliers
- Alcohol Pricing Policies

Laws Addressing Minors in Possession of Alcohol

1. Underage possession
2. Underage consumption
3. Internal possession by minors
4. Underage purchase and attempted purchase
5. False identification

Laws and the penalties associated with them are designed to raise the costs to underage people of obtaining and/or consuming alcohol. Such laws provide a primary deterrent (preventing underage drinking among nondrinkers) and a secondary deterrent (reducing the probability that adjudicated youth will drink again before reaching age 21). In addition, laws addressing internal possession facilitate enforcement and laws regarding false identification for obtaining alcohol make obtaining alcohol more difficult.

Laws Targeting Underage Drinking and Driving

6. Youth blood alcohol concentration limits (underage operators of noncommercial motor vehicles)
7. Loss of driving privileges for alcohol violations by minors ("use/lose" laws)
8. Graduated driver's licenses

Like laws addressing minors in possession of alcohol, these laws seek to deter underage driving after drinking by raising the cost of this behavior. In addition, graduated driver's licenses restrict driving privileges to reduce the incidence of a variety of risky driving behaviors, including driving while intoxicated.

Laws Targeting Alcohol Suppliers

9. Furnishing alcohol to minors
10. Compliance check protocols
11. Penalty guidelines for sales to minors
12. Responsible beverage service
13. Minimum ages for off-premises sellers
14. Minimum ages for on-premises servers and bartenders
15. Outlet siting near schools
16. Dram shop liability
17. Social host liability
18. Hosting underage drinking parties

19. Retailer interstate shipments of alcohol
20. Direct sales/shipments
21. Keg registration
22. Home delivery

These laws serve to reduce alcohol availability to minors, and hence reduce underage drinking. Some of the laws increase the costs to adults and thus deter furnishing alcohol to minors (e.g., compliance checks and social host and dram shop liability). Other laws directly impede furnishing (e.g., responsible beverage service, minimum age for servers and sellers, direct shipment, and home delivery).

Alcohol Pricing Policies

23. Alcohol taxes
24. Drink specials
25. Wholesaler pricing

These policies serve to decrease the "economic availability" of alcoholic beverages through increases in retail price and thus decrease underage drinking and a wide variety of related consequences. The effects of these policies may be direct (e.g., increased taxes, minimum wholesale prices, banning reduced-price drink specials) or indirect (e.g., limiting serving size).

Chapter 4 includes a description of each policy's key components, the status of the policy across states, and trends over time. Summaries are followed by a state-by-state analysis of each policy.

Two of these policies appear in this year's report for the first time: outlet siting near schools and retailer interstate shipments. Of particular note are the findings on retailer interstate shipments, which involve retailers shipping alcohol directly to consumers located across state lines, usually in response to internet orders. This relatively recent phenomenon may provide an important source of alcohol for underage persons and has been the focus of legislative action in 43 states, with 32 states banning these shipments entirely. For more information on this policy and other policies, see the individual state reports and policy summaries in Chapter 4.

State Survey

This section of Chapter 4 provides both the complete responses of the states to the 2012 State Survey (state summaries), and the Cross-State Report. This is the second wave of data collection for the State Survey (which was initiated in 2011). Comparisons for selected enforcement activities are presented between data collected in 2011 and data collected in 2012.

The survey content was derived directly from the STOP Act, covering topics and using terminology from the act. The survey questions were structured to allow states maximum flexibility in deciding which initiatives to describe and how to describe them. Open-ended questions were used whenever possible to allow states to "speak with their own voices." As noted earlier, the survey addressed four main areas:

1. Enforcement programs
2. Programs targeted to youth, parents, and caregivers
3. Collaborations, planning, and reports
4. State expenditures on the prevention of underage drinking

The Cross-State Report presents data about variables amenable to quantitative analysis. Overall, the 2012 data reveal a wide range of activity in the areas studied, although these vary in scope and intensity from state to state. All states have areas of strength and all have areas where improvements could be realized. The inadequacy of some state data systems to respond to the data requested in the survey is a recurrent theme. This is especially the case in local law enforcement and expenditures. Accurate and complete data are essential both for describing current activities to prevent underage drinking and to monitor progress in future state surveys.

Comparisons of 2011 and 2012 enforcement data suggest trends. Sixty percent of the states reporting for both years indicated that minors in possession arrests increased, whereas 53 percent of the states reported a decrease in the number of state compliance checks. Larger percentages of the states reported reductions in the use of retailer penalties than reported increases. These results must be viewed with caution. In many cases, substantial missing data decrease the extent to which meaningful conclusions can be drawn. Caution must also be exercised in interpreting the 2011–2012 changes. Single-year trends are rarely stable and may not hold up over time.

Conclusion

Data in this report demonstrate that meaningful progress has been made in reducing underage drinking prevalence. The factors contributing to this progress are varied and complex. One clear factor has been increased attention to this issue at all levels of society. Federal initiatives, together with efforts by the national media, state and local governments, and interested private organizations, have raised underage drinking to a prominent place on the national public health agenda, created a policy climate in which significant legislation has been passed by states and localities, raised awareness of the importance of aggressive enforcement, and stimulated coordinated citizen action. These changes are mutually reinforcing and have provided a framework for a sustained national commitment to reducing underage drinking.

Nevertheless, the rates of underage drinking are still unacceptably high, resulting in preventable and tragic health and safety consequences for the nation's youth, families, communities, and society as a whole. Therefore, ICCPUD remains committed to an ongoing, comprehensive approach to preventing and reducing underage drinking.

CHAPTER 1
Preventing and Reducing Underage Drinking: An Overview

Introduction

Alcohol remains the most widely used substance of abuse among America's youth. According to the Substance Abuse and Mental Health Services Administration (SAMHSA) through a special analysis based on 2011 data, a higher percentage of youth who are 12 to 20 years old used alcohol in the past month (25.1 percent) than tobacco (19.6 percent) or illicit drugs (14.9 percent) (SAMHSA, 2012). The extent of alcohol consumption by those younger than the legal drinking age of 21 constitutes a serious threat to both public health and public safety. In response, governments at the federal, state, and local levels have sought to develop effective approaches to reduce underage drinking and its associated costs and consequences. The actions of government alone, however, cannot solve this serious problem. Only a broad, committed collaboration among governments, parents of underage youth, other adults, caregivers (people who provide services to youth, such as teachers, coaches, health and mental health care providers, human services workers, and juvenile justice workers), prevention professionals, youth, and private-sector organizations and institutions can reach an effective solution to this national challenge.

Underage drinking is a complex and challenging social problem that has defied an easy solution. Although selling alcohol to youth under age 21 is illegal in all 50 states and the District of Columbia, some states make it legal to provide (but not sell) alcohol to youth under special circumstances, such as at religious ceremonies, in private residences, or in the presence of a parent or guardian. Despite such broad restrictions, underage youth find it relatively easy to acquire alcohol, often from adults. Alcohol use often begins at a young age; the average age of first use for youths who initiated before age 21 is about 15.9 years old, and 10 percent of 9- to 10-year-olds have already started drinking (Donovan et al., 2004). Alcohol use increases with each additional year of age, and by age 20, more than half (55.3 percent) of youths report having had one or more drinks in the past 30 days (SAMHSA, 2012a). Underage drinkers are much more likely than adults to drink heavily and recklessly. Studies consistently indicate that about 80 percent of college students—of whom 48 percent are underage—drink alcohol, and about 40 percent of all college students engage in binge drinking (i.e., when men consume five or more drinks in a row and women consume four or more drinks in a row (National Institute on Alcohol Abuse and Alcoholism [NIAAA], 2002a)).[6]

Scientific research over the past decade has broadened our understanding of the ways and extent to which underage alcohol use threatens the immediate and long-term development, well-being, and future mental development of young people. Alcohol is a leading contributor to fatal injuries, a major cause of death for people younger than 21. The potential consequences of underage drinking include alcohol-related traffic crashes and fatalities, other unintentional injuries such as burns and drowning, increased risk of suicide and homicide, physical and sexual assault, academic and social problems, inappropriate and/or risky sexual activity, and adverse effects on the developing brain (NIAAA, 2005a). The consequences of underage alcohol use

[6] Binge drinking is the consumption of a large amount of alcohol over a relatively short period of time. No common terminology has been established to describe different drinking patterns. Based on National Survey on Drug Use and Health (NSDUH) data, SAMHSA defines "binge drinking" as five or more drinks on one occasion on at least 1 day in the past 30 days and "heavy drinking" as five or more drinks on at least 5 different days in the past 30 days. However, NSDUH can provide binge-drinking estimates based on the NIAAA gender-specific definition. Some studies, including Wechsler's (2002) survey of college students, define "binge drinking" as five or more drinks in a row for men and four or more for women. Other sources use "frequent heavy drinking" to refer to five or more drinks on at least five occasions in the last 30 days. Appendix A discusses these differences in more detail. See Courtney and Polich (2009) for further discussion of the definition issues.

extend beyond underage drinkers: society also pays. For example, in 2010, 50 percent of all deaths in traffic crashes involving a 15- to 20-year-old driver with a blood alcohol concentration (BAC) of .08 or higher were people other than the drinking driver (National Center for Statistics and Analysis, National Highway Traffic Safety Administration [NHTSA] Fatality Analysis Reporting System [FARS], 2010). In 2006, almost $27 billion (about 12 percent) of the total $223.5 billion economic costs of excessive alcohol consumption were related to underage drinking (Bouchery, Harwood, Sacks, Simon, & Brewer, 2011).

As noted below, the problems associated with college drinking include sexual assault or date rape, violent crime on college campuses, and academic consequences including missing class, falling behind, doing poorly on exams or papers, and receiving lower grades overall. Campus alcohol use also affects the academic performance of nondrinkers by contributing to a noisy and disruptive environment that is not conducive to studying.

The National Effort To Reduce Underage Drinking

Underage drinking has been recognized as a public health problem for many years. Recently, however, the national effort to prevent alcohol use by America's young people has intensified as the multifaceted consequences associated with underage drinking have become more apparent.

After Prohibition ended in 1933, states assumed authority for alcohol control, including the enactment of laws restricting youth access to alcohol. The majority of states designated 21 as the minimum legal drinking age (MLDA) for the "purchase or public possession" of alcohol. Beyond setting a minimum drinking age, the nation's alcohol problems were largely ignored through the 1960s (NIAAA, 2005b). However, on December 31, 1970, Congress established NIAAA "to provide leadership in the national effort to reduce alcohol problems through research."

Between 1970 and 1976, 29 states lowered their MLDAs to 18, 19, or 20 years old, in part because the voting age had been lowered (Wagenaar, 1981). However, studies conducted in the 1970s found that motor vehicle crashes increased significantly among teens, resulting in more traffic injuries and fatalities (Cucchiaro, Ferreira, & Sicherman, 1974; Douglass, Filkins, & Clark, 1974; Wagenaar, 1983, 1993; Whitehead, 1977; Whitehead et al., 1975; Williams, Rich, Zador, & Robertson, 1974). As a result, 24 of the 29 states raised their MLDAs between 1976 and 1984, although to different minimum ages. Some placed restrictions on the types of alcohol that could be consumed by persons younger than 21. Only 22 states set an MLDA of 21 years old. In response, the federal government enacted the National Minimum Drinking Age Act of 1984, which mandated reduced federal highway funds to states that did not raise their MLDAs to 21. By 1987, all remaining states had raised their MLDAs to 21 in response to the federal legislation.

In 1992, Congress created SAMHSA "to focus attention, programs, and funding on improving the lives of people with or at risk for mental and substance abuse disorders." In 1998, Congress mandated that the Department of Justice, through the Office of Justice Programs' Office of Juvenile Justice and Delinquency Prevention (OJJDP), establish and implement the Enforcing the Underage Drinking Laws (EUDL) program, a state- and community-based initiative.

As national concern about underage drinking grew, in part because of advances in science that increasingly revealed adverse consequences, Congress appropriated funds for a study by The National Academies to examine the relevant literature to "review existing Federal, state, and nongovernmental programs, including media-based programs, designed to change the attitudes and health behaviors of youth." The National Research Council (NRC) and the Institute of Medicine (IOM) issued that report in 2004. Since then, a number of programs aimed at preventing and reducing underage drinking have been initiated at the federal, state, and local levels. Chapter 3 describes major programs at the federal level; Chapter 4 describes initiatives at the state level.

The conference report accompanying H.R. 2673, the "Consolidated Appropriations Act of 2004," directed the Secretary of the U.S. Department of Health and Human Services (HHS) to establish the Interagency Coordinating Committee on the Prevention of Underage Drinking (ICCPUD) and to issue an annual report summarizing all federal agency activities related to the problem. The HHS Secretary directed the SAMHSA Administrator to convene ICCPUD in 2004. ICCPUD includes representatives from HHS's Office of the Surgeon General (OSG), Centers for Disease Control and Prevention (CDC), Administration for Children and Families (ACF), Office of the Assistant Secretary for Planning and Evaluation (ASPE), and National Institutes of Health (NIH), including NIAAA and NIDA; Department of Justice, Office of Juvenile Justice and Delinquency Prevention (OJJDP); Office of Safe and Healthy Students (OSHS); Department of Transportation, National Highway Traffic Safety Administration (NHTSA); White House Office of National Drug Control Policy (ONDCP); Department of the Treasury; Department of Defense; and Federal Trade Commission (FTC).

ICCPUD coordinates federal efforts to reduce underage drinking and served as a resource for the development of *A Comprehensive Plan for Preventing and Reducing Underage Drinking*, which Congress called for in 2004. ICCPUD received input from experts and organizations representing a wide range of parties, including public health advocacy groups, the alcohol industry, ICCPUD member agencies, and the U.S. Congress. The latest research available at the time was analyzed and incorporated into the plan, which HHS reported to Congress in January 2006. It included three goals, a series of federal action steps, and three measurable performance targets for evaluating national progress in preventing and reducing underage drinking.

In December 2006, Congress passed the Sober Truth on Preventing (STOP) Underage Drinking Act, Public Law 109-422, popularly known as the STOP Act. The Act states, "a multi-faceted effort is needed to more successfully address the problem of underage drinking in the United States. A coordinated approach to prevention, intervention, treatment, enforcement, and research is key to making progress. This Act recognizes the need for a focused national effort, and addresses particulars of the federal portion of that effort as well as federal support for state activities." The STOP Act requires the HHS Secretary, in collaboration with other federal officials enumerated in the Act, to "formally establish and enhance the efforts of the interagency coordinating committee (ICCPUD) that began operating in 2004."

The STOP Act also calls for two annual reports:

1. A report to Congress from the HHS Secretary (the "Annual Report to Congress") that includes:
   - A description of all programs and policies of federal agencies designed to prevent and reduce underage drinking.

- The extent of progress in preventing and reducing underage drinking nationally.
- Information related to patterns and consequences of underage drinking.
- Measures of the exposure of underage populations to messages regarding alcohol in advertising and the entertainment media, as reported by FTC.
- Surveillance data, including information about the onset and prevalence of underage drinking, consumption patterns, and the means of underage access, and certain other data included in the report.
- Such other information regarding underage drinking as the Secretary determines to be appropriate.

2. A report on state underage drinking-prevention and enforcement activities (the "State Report") that includes:
   - A set of measures to be used in preparing the report on best practices.
   - Categories of underage-drinking-prevention policies, enforcement practices, and programs (see Chapter 4 for list of specific categories).
   - Additional information on state efforts or programs not specifically included in the Act.

Chapters 1 through 3 of this document constitute the Annual Report to Congress; Chapter 4 constitutes the State Report. Together, they fulfill the STOP Act mandate and are designed to build on the efforts that precede it. For example, the State Report provides the second wave of data for a substantial new resource for state and local coalitions and policymakers. It reports on comprehensive assessments of state underage drinking laws, policies, and programs, including individual state reports. This is critical information for states as a foundation for enhancing their underage drinking prevention efforts.

In fall 2005, ICCPUD sponsored a national meeting of the states to prevent and reduce underage alcohol use. At the meeting, the Surgeon General announced his intent to issue a *Call to Action* on the prevention and reduction of underage drinking. Subsequently, OSG worked closely with SAMHSA and NIAAA to develop the report. In 2007, *The Surgeon General's Call to Action to Prevent and Reduce Underage Drinking* (HHS, 2007) (henceforth termed *Call to Action*), the first on that subject, was issued. Based on the latest and most authoritative research, particularly on underage drinking as a developmental issue, the *Call to Action* outlines a comprehensive national effort to prevent and reduce underage alcohol consumption. It includes six goals and describes the rationale, challenges, and strategies of each goal, including specific actions for parents and other caregivers, communities, schools, colleges and universities, the criminal and juvenile justice systems, law enforcement, the alcohol industry, and the entertainment and media industries.

ICCPUD agencies collaborated to provide information and data for the *Call to Action.* The 2006 Federal Comprehensive Plan set forth three general goals:

1. Strengthening a national commitment to address underage drinking
2. Reducing demand for, availability of, and access to alcohol by persons younger than 2 years
3. Using research, evaluation, and scientific surveillance to improve the effectiveness of policies and programs designed to prevent and reduce underage drinking

The six specific goals and associated strategies in the *Call to Action* for the nation build on these three general goals.

As the nation's leading medical spokesperson, the Surgeon General is in a unique position to call attention to national health problems. By issuing the *Call to Action,* the Surgeon General has sought to raise public awareness and foster changes in American society—goals similar to those described to Congress in the Comprehensive Plan. The *Call to Action* has incorporated—and, therefore, superseded—the Comprehensive Plan.

As with the Comprehensive Plan, ICCPUD agencies are implementing a variety of federal programs to support the *Call to Action*'s goals. For example, SAMHSA and NIAAA worked with OSG to support rollouts of the *Call to Action* in 13 states; SAMHSA collaborated with ICCPUD to support more than 7,000 town hall meetings, using the *Call to Action*'s *Guide to Action for Communities* (HHS, 2007) as a primary resource; and SAMHSA has asked community coalitions funded under the STOP Act to implement strategies contained in the *Call to Action.* These and other programs are described in more detail in Chapter 3.

Principles and Goals of the *Call to Action*

The national effort to prevent and reduce underage drinking outlined in the *Call to Action* is based on the following principles from which its goals were derived:

- *Underage alcohol use is a phenomenon directly related to human development.* Because of the nature of adolescence, alcohol poses a powerful attraction to adolescents and can have unpredictable outcomes that put every child at risk.
- *Factors that protect adolescents from alcohol use, as well as put them at greater risk, change during the course of adolescence.* Individual characteristics, developmental issues, and shifting factors in adolescents' environments all play a role.
- *Protecting adolescents from alcohol use requires a comprehensive, developmentally based approach* that is initiated prior to puberty and continues throughout adolescence with support from families, schools, colleges, communities, the health care system, and government.
- *Prevention and reduction of underage drinking is the collective responsibility of the nation.* "Scaffolding the Nation's youth"[7] is the responsibility of all people in all of the social systems with which adolescents interact: family, schools, communities, health care systems, religious institutions, criminal and juvenile justice systems, all levels of government, and society as a whole. Each social system has a potential effect on the adolescent, and the active involvement of all systems is necessary to fully maximize existing resources to prevent underage drinking and its related problems. When all of the social systems work together toward the common goal of preventing and reducing underage drinking, they create a powerful synergy that is critical to realizing the vision.
- *Underage alcohol use is not inevitable, and parents and society are not helpless to prevent it.* The *Call to Action* proposes a vision for the future wherein each child is free to develop to his or her potential without the impairment of alcohol's negative consequences. The fulfillment of

[7] Scaffolding the nation's youth is the Surgeon General's term for a structured process through which parents and society facilitate positive adolescent development and minimize risk by protecting against adolescents' natural risk-taking, sensation-seeking tendencies. It is a fitting metaphor for the support and protection that parents and society provide children and youth to help them function in a more mature way until they are ready to function without that extra support. This external support system—or scaffold—around the adolescent promotes healthy development and protects against alcohol use and other risky behaviors by facilitating good decisionmaking, mitigating risk factors, and buffering potentially destructive outside influences that draw adolescents to use alcohol.

that vision rests on the achievement of six goals that the *Call to Action* sets for the nation, listed below.

Goal 1: Foster changes in American society that facilitate healthy adolescent development and help prevent and reduce underage drinking.

Goal 2: Engage parents and other caregivers, schools, communities, all levels of government, all social systems that interface with youth, and youth themselves in a coordinated national effort to prevent and reduce underage drinking and its consequences.

Goal 3: Promote an understanding of underage alcohol consumption in the context of human development and maturation that takes into account individual adolescent characteristics as well as ethnic, cultural, and gender differences.

Goal 4: Conduct additional research on adolescent alcohol use and its relationship to development.

Goal 5: Work to improve public health surveillance on underage drinking and on population-based risk factors for this behavior.

Goal 6: Work to ensure that laws and policies at all levels are consistent with the national goal of preventing and reducing underage alcohol consumption.

The strategies for implementing these goals for parents and other caregivers, communities, schools, colleges and universities, businesses, the health care system, juvenile justice and law enforcement, and the alcohol and entertainment industries are included in the full *Call to Action*, which is available at http://www.surgeongeneral.gov/topics/underagedrinking/calltoaction.pdf.

Best Practices for Prevention of Underage Drinking among College Students

Introduction: Extent of the Problem

As noted in Chapter 2, overall rates of college student drinking and binge drinking exceed those of their age peers who do not attend college (Johnston et al., 2012b). Of college students, 80.5 percent drink and 36.1 percent report drinking five or more drinks on an occasion in the past 2 weeks. Research indicates that some college students' drinking far exceeds the minimum binge criterion of five drinks per occasion (Wechsler et al., 1999; White, Kraus, & Swartzwelder, 2006). Underage college students consume about 48 percent of the alcohol consumed by students at 4-year colleges (Wechsler, Lee, Nelson, & Kuo, 2002; Wechsler & Nelson, 2008).

As further described in Chapter 2, the rates of alcohol consumption on college campuses constitute a significant public health problem. Abbey (2011) notes that approximately half of all reported and unreported college sexual assaults involve alcohol consumption by the perpetrator, victim, or both. Estimates of perpetrators' intoxication during the incident ranged from 30 to 75 percent. Alcohol use is also involved in a large percentage of violent crime on college campuses (Commission on Substance Abuse at Colleges and Universities, 1994). Approximately 25 percent of college students report academic consequences resulting from their drinking, including missing class, falling behind, doing poorly on exams or papers, and receiving lower

grades overall. Campus alcohol use also affects the academic performance of nondrinkers by contributing to a noisy and disruptive environment that is not conducive to study.

In its 2002 report, *A Call to Action: Changing the Culture of Drinking at U.S. Colleges*, NIAAA noted the following, which remains the case 10 years later:

> The tradition of drinking has developed into a kind of culture—beliefs and customs—entrenched in every level of college students' environments. Customs handed down through generations of college drinkers reinforce students' expectation alcohol is a necessary ingredient for social success. These beliefs and the expectations they engender exert a powerful influence over students' behavior toward alcohol.[8]

College Drinking Prevention Best Practices

In 1998, NIAAA convened its Task Force on College Drinking, composed of college presidents, students, and alcohol research experts on college drinking. During a 3-year research and outreach project, the Task Force produced a landmark report, *A Call to Action: Changing the Culture of Drinking at U.S. Colleges,* which highlighted the magnitude of the problem and made specific recommendations for addressing the problem based on existing research evidence.

The Task Force encouraged school administrators to address college drinking issues in a broad and comprehensive fashion. The report recommended that schools use a "3 in 1 Framework" to develop comprehensive programs that integrate multiple complementary strategies. Such programs focus simultaneously on (1) individuals, including at-risk or alcohol-dependent drinkers; (2) the student population as a whole; and (3) the college and surrounding community. Specific recommendations were grouped into four tiers based on the degree of research evidence to support or refute them. At the time, the strongest research evidence showing effectiveness among college students supported strategies that targeted individual students. A number of environmental strategies showed evidence of effectiveness with similar populations, whereas other strategies were listed as either promising or ineffective. Exhibit 1.1 outlines the strategies examined by the NIAAA Task Force, grouped according to the supporting evidence for them and the levels at which they operate.

Since the Task Force report was issued in 2002, research on college drinking has continued to yield important information about the potential effectiveness of these and additional intervention strategies. In 2007, after an updated review of the college intervention literature, NIAAA issued "What Colleges Need to Know Now: An Update on College Drinking Research." Current research confirms that interventions targeting individual students, including those at risk for alcohol problems, are effective. In addition, research now more clearly supports the use of environmental interventions, particularly campus–community partnerships, as part of a comprehensive program to address harmful college drinking.

[8] For many students, alcohol use is not a tradition. Students who drink the least attend 2-year institutions, religious schools, commuter schools, and historically Black colleges and universities (Meilman et al., 1994, 1995, 1999; Presley et al., 1996a,b).

Exhibit 1.1: 3-in-1 Framework

3-IN-1 FRAMEWORK				
Tier	Strategy	Level of Operation		
		Individuals, including At-Risk and Dependent Drinkers	Student Population as Whole	Community
1: Effective among college students	Combining cognitive-behavioral skills with norms clarification & motivational enhancement intervention	Yes	No	No
	Offering brief motivational enhancement interventions in student health centers and emergency rooms	Yes	No	No
	Challenging alcohol expectancies	Yes	No	No
2: Effective with general populations	Increased enforcement of minimum drinking age laws	No	Yes	Yes
	Implementation, increased publicity, and enforcement of other laws to reduce alcohol-impaired driving	No	Yes	Yes
	Restrictions on alcohol retail density	No	No	Yes
	Increased price and excise taxes on alcoholic beverages	No	No	Yes
	Responsible beverage service policies in social & commercial settings	No	Yes	Yes
	The formation of a campus/community coalition	No	Yes	Yes
3: Promising	Adopting campus-based policies to reduce high-risk use (e.g., reinstating Friday classes, eliminating keg parties, establishing alcohol-free activities & dorms)	No	Yes	No
	Increasing enforcement at campus-based events that promote excessive drinking	No	Yes	No
	Increasing publicity about enforcement of underage drinking laws/eliminating "mixed" messages	No	Yes	Yes
	Consistently enforcing disciplinary actions associated with policy violations	No	Yes	No
	Conducting marketing campaigns to correct student misperceptions about alcohol use on campus	No	Yes	No
	Provision of "safe rides" programs	No	Yes	Yes
	Regulation of happy hours and sales	No	Yes	Yes
	Enhancing awareness of personal liability	Yes	Yes	No
	Informing new students and parents about alcohol policies and penalties	Yes	Yes	No
4: Ineffective	Informational, knowledge-based or values clarification interventions when used alone	N/A	N/A	N/A

The *Call to Action* also provided best practices recommendations for college drinking prevention, including fostering a culture in which alcohol does not play a central role in college life or the college experience. About a quarter of the recommendations of the *Call to Action* specifically overlap the 3-in-1 framework. The *Call to Action* also recommends:

- Providing frequent alcohol-free late-night events, extending hours of student centers and athletics facilities, and increasing public service opportunities.
- Offering alcohol-free dormitories that promote healthy lifestyles.
- Restricting or eliminating alcohol sales at concerts and at athletic and other campus events.
- Reinstating Friday classes to shorten the extended weekend.

The Community Preventive Services Task Force (2010) and the Institute of Medicine (*Reducing Underage Drinking: A Collective Responsibility*, 2004), although not specifically focused on college drinking, both support the 3-in-1 framework strategies of aggressive enforcement of underage drinking laws, increasing alcohol prices, and excise tax. Exhibit 4.1.1, "Underage Drinking Prevention Policies – Best Practices," presented in Chapter 4.1 lists additional policies that may contribute to a reduction in college drinking, especially drinking that occurs in the surrounding community. The policies include dram shop and social host liability, bans on direct sales (internet/mail order); keg registration; minimum age for servers, sellers, and bartenders; internal possession laws; and restrictions on alcohol advertising. Much of this information is still very helpful today.

For many years, NIAAA has invested substantial resources in supporting studies on individual and environmental interventions to address college drinking. As a result, knowledge about best practices continues to grow. A few recent highlights follow:

1. At the individual level, screening and brief intervention in the college student health center can be effective in reducing high-risk drinking and alcohol-related consequences (Schaus et al., 2009; Fleming et al., 2010).
2. At the environmental level, a large-scale trial showed the effectiveness of community–college partnerships in reducing alcohol problems in off-campus settings through heavily publicized and highly visible alcohol policy and enforcement activities (Saltz, Paschall, McGaffigan, & Nygaard, 2010).
3. An online alcohol education course for incoming freshmen showed benefits through the first semester in reducing binge drinking and alcohol-related problems (Paschall, Antin, Ringwalt, & Saltz, 2011).

These results reinforce the findings in the 2002 *Call to Action* and the 2007 Update of College Drinking Research, that intervening with problem drinking and its associated consequences can occur at different levels and times during college, and that implementing a combination of interventions may be especially helpful.

Moving Forward—The NIAAA Matrix Tool

NIAAA-supported research has resulted in evidence-based practices that can be used to address harmful drinking and related consequences on college campuses, several of which are mentioned above. To foster the implementation of these strategies, NIAAA convened a new College Presidents Working Group in 2011. Its goals are to bring renewed, vigorous national attention to college drinking; encourage the translation of college prevention research findings into practice; and provide a platform for sharing and disseminating evidence-based information. In FY 2012, NIAAA continued to work with the group of 11 college presidents first convened in FY 2011. Among the many practical recommendations the presidents made to NIAAA, one stood out: the need for a clear, easy-to-understand tool to help them evaluate and select interventions that are effective, best fit their schools, and feasible to implement. In response, NIAAA is developing a matrix-based decision tool that organizes what is known about college drinking interventions by important parameters such as the strength of the research evidence and ease of implementation. NIAAA enlisted a team of six college drinking research experts to develop the matrix. Next, 10 additional scientific experts reviewed the draft matrix. Their comments were collated and shared

with the developers, who have revised the matrix in response. The matrix will form the centerpiece of a guide for college administrators on intervening to prevent harmful drinking on campus. A searchable online decision tool is envisioned as well.

College Learning Collaborative on High-Risk Drinking

The National College Health Improvement Project (NCHIP) was founded in 2010 by Dr. Jim Yong Kim, then President of Dartmouth College. Its mission is to improve the health of college students through the application of population health solutions coupled with a quality improvement framework in bringing evidence into practice and measuring outcomes.

In February 2011, NCHIP convened a panel of experts on drinking to discuss the current evidence on how to best address the problem, along with the measurement strategies that could be used to track outcomes and effectiveness of campus efforts. Two months later, NCHIP formally launched the Learning Collaborative on High-Risk Drinking.

Membership in the initiative totals 32 institutions. Each participating school has a campus improvement team with multidisciplinary representation, including students, administrators, health services and health promotion professionals, student affairs staff members, faculty members, and other key stakeholders. The collaborative is a 24-month-long process devoted to implementing policies and programs to reduce college high-risk drinking and its associated harms using measurement-based improvement. The goal is to discover what works well, how, and why, and to broadly disseminate these findings so that others can adapt and replicate them on their campuses.

The collaborative used the Institute for Healthcare Improvement's Breakthrough Series framework as the foundation for testing and implementing harm prevention strategies across participating institutions. The framework relies on rapid-cycle tests of change in adapting and implementing existing evidence across multiple settings to accomplish a common aim. Developed in the early 1990s, the Breakthrough Series has been shown effective in many clinical and public health settings.

The following infrastructure supports the work of the 32 schools and universities involved in the collaborative.

- ***Learning sessions:*** Three face-to-face learning sessions were held (June 2011, January 2012, and July 2012). Each focused on a specific domain: individual drinker, campus environment, and the larger system. Prior to the sessions, teams collected and analyzed data relative to these domains, and prepared storyboards on initiatives targeting these areas on their individual campuses. The sessions enabled participants to share their knowledge and work results on reducing high-risk drinking and its associated harms.
- ***Action periods:*** Between each learning session, teams tested and implemented new initiatives and interventions while concurrently measuring outcomes and relevant processes. The NCHIP Leadership Team, composed of measurement and quality improvement experts and nationally recognized experts on high-risk drinking, facilitated this process through virtual meetings, monthly conference calls, and review and analysis of team online reporting of progress and measures.

- ***Summative Congress and Dissemination:*** A Summative Congress held in June 2013 synthesized and summarized results of the 2-year collaborative, and discussed sustainability of gains over the long term and possible research opportunities emanating from this work. The collaborative expects to publish its findings and add to the body of knowledge about high-risk drinking on college campuses.

Conclusion

Research on college drinking prevention is ongoing, as is innovation on campuses across the country. Evidence supporting college-specific best practices is growing, and practices known to be effective with the general population of youth are being tested in college settings. The College Learning Collaborative on High-Risk Drinking may represent a step forward in the commitment of colleges and universities to address underage drinking on their campuses. It also suggests a new effort to develop effective collaboration among college campuses, federal agencies, and researchers. If so, there is reason for optimism.

Federal and State Actions Regarding Caffeinated Alcoholic Beverages

Caffeinated alcoholic beverages (CABs) are premixed beverages that combine alcohol, caffeine, and other stimulants. Research suggests that including caffeine in such beverages poses public health and safety risks because the caffeine can mask the depressant effects of alcohol without changing alcohol's intoxicating properties (http://www.cdc.gov/alcohol/fact-sheets/cab.htm). This could lead some to believe they are more capable of operating a vehicle and presents other risks such as encouraging binge drinking, particularly among young drinkers.

These health and safety risks prompted members of the National Association of Attorneys General Youth Access to Alcohol Committee to initiate investigations and negotiations with the Anheuser-Busch and MillerCoors Brewing Companies in 2007. In 2008, those companies agreed to remove caffeine and other stimulants from their products. In 2009, the Federal Drug Administration (FDA) initiated an investigation into the marketing and distribution of other caffeinated malt-based alcoholic beverages and, on November 17, 2010, issued warning letters to four companies that the caffeine added to their alcoholic malt beverages is an "unsafe food additive." The letters stated that further action, including seizure of their products, was possible under federal law.[9] In response, the four companies ceased using added caffeine in their products, and, by summer 2011, it appeared that, with few if any exceptions, malt-based beverages with added caffeine were no longer available in the United States.[10]

In parallel with the federal actions against caffeinated alcoholic beverages, 9 states enacted statutory or administrative bans on such beverages, and 21 states considered such bans.

[9] See http://www.fda.gov/ForConsumers/ConsumerUpdates/ucm233987.htm#2. The FDA investigation and warning letters involved companies that produce malt-based alcoholic beverages and did not include wine- and spirits-based products. The investigation did not address products that contain naturally brewed caffeine (e.g., coffee-based drinks).

[10] For more references and details on health and safety risks associated with caffeinated alcoholic beverages and successful efforts to remove them from the marketplace, see the 2012 Report to Congress on the Prevention and Reduction of Underage Drinking (http://www.stopalcoholabuse.gov/media/ReportToCongress/2012/report_main/report_to_congress_2012.pdf), Appendix E.

Extent of Progress

The STOP Act requires the HHS Secretary to report to Congress on "the extent of progress in preventing and reducing underage drinking nationally." An examination of trend data reported in federally sponsored surveys suggests that meaningful progress is being made in reducing the extent of underage drinking. It is generally inadvisable to draw conclusions based on changes from one year to the next because of natural fluctuations. Examining trends over a multiyear period is much more informative. The following exhibits provide estimates of past-year alcohol use from 2004 through 2011 based on NSDUH data.[11] All age groups showed a statistically significant decline in both past-month alcohol use and binge alcohol use in 2011 compared with 2004.

As shown in the last column in Exhibits 1.2 and 1.3, for most age groups the declines have been substantial. Not unexpectedly, changes among 18- to 20-year-olds were smaller but still statistically significant. The large number of 18- to 20-year-olds using alcohol also accounts for the smaller percent change among 12- to 20-year-olds compared with 12- to 17-year olds. As shown in Exhibit 1.4, there was a statistically significant increase in average age at first use over the same time period (SAMHSA, CBHSQ, NSDUH, Special Data Analysis, 2012).

Exhibit 1.2: Past-Month Alcohol Use for 12- to 20-Year-Olds, 2004–2011

Age	2004	2005	2006	2007	2008	2009	2010	2011	% Change 2004 to 2011
12-13	4.3%	4.2%	3.9%	3.5%*	3.4%*	3.5%*	3.2%*	2.5%*	-41.9%
14-15	16.4%	15.1%	15.6%	14.7%*	13.3%*	13.1%*	12.4%*	11.3%*	-31.1%
16-17	32.5%	30.1%*	29.8%*	29.2%*	26.3%*	26.5%*	24.6%*	25.3%*	-22.2%
18-20	51.1%	51.1%	51.6%	50.8%	48.6%*	49.5%	48.5%*	46.8%*	-8.4%
12-17	17.6%	16.5%*	16.7%*	16.0%*	14.7%*	14.8%*	13.6%*	13.3%*	-24.4%
12-20	28.7%	28.2%	28.4%	28.0%	26.5%*	27.2%*	26.2%*	25.1%*	-12.5%

*Difference between 2004 estimate and this estimate is statistically significant at the 0.05 level.

Exhibit 1.3: Past-Month Binge Alcohol Use for 12- to 20-Year-Olds, 2004–2011

Age	2004	2005	2006	2007	2008	2009	2010	2011	% Change 2004 - 2011
12-13	2.0%	2.0%	1.5%	1.5%	1.5%	1.6%	1.0%*	1.1%*	-45.0%
14-15	9.1%	8.0%	9.0%	7.8%*	7.0%*	7.0%*	6.7%*	5.7%*	-37.4%
16-17	22.4%	19.7%*	20.1%*	19.5%*	17.2%*	17.1%*	15.3%*	15.0%*	-33.0%
18-20	36.8%	36.1%	36.2%	35.9%	33.9%*	34.9%	33.1%*	31.2%*	-15.2%
12-17	11.1%	9.9%*	10.3%	9.7%*	8.9%*	8.9%*	7.9%*	7.4%*	-33.3%
12-20	19.6%	18.8%	19.0%	18.7%	17.5%*	18.2%*	16.9%*	15.8%* †	-19.4%

*Difference between 2004 estimate and this estimate is statistically significant at the 0.05 level.
†Difference between 2010 and 2011 estimate is statistically significant at the 0.05 level.

[11] The 2006–2010 estimates are based on data files revised in March 2012.

Exhibit 1.4: Average Age at First Use among Past-Year Initiates of Alcohol Use Who Initiated Before Age 21, 2004–2011

Year	2004	2005	2006	2007	2008	2009	2010	2011
Average Age at First Use	15.6	15.6	15.8*	15.8*	15.8*	15.9*	16.0*	15.9*

*Difference between 2004 estimate and this estimate is statistically significant at the 0.05 level.

Data from the Monitoring the Future (MTF) survey and Youth Risk Behavior Survey (YRBS) also suggest positive movement.[12] This alignment within and across surveys, even without statistical significance across all three surveys, is a good sign.

These data demonstrate that meaningful progress has been made in reducing underage drinking prevalence. The factors that have contributed to this progress are varied and complex. However, one clear factor has been increased attention to this issue at all levels of society. Federal initiatives have raised underage drinking to a prominent place on the national public health agenda, created a policy climate in which significant legislation has been passed by states and localities, raised awareness of the importance of aggressive enforcement, and stimulated coordinated citizen action. These changes are mutually reinforcing and have provided a framework for a sustained national commitment to reducing underage drinking.

Nevertheless, the rates of underage drinking are still unacceptably high, resulting in preventable and tragic health and safety consequences for the nation's youth, families, communities, and society as a whole. Therefore, ICCPUD remains committed to an ongoing, comprehensive approach to preventing and reducing underage drinking. This report, with its yearly updates to the State Report and survey responses, is part of that sustained effort to reduce underage drinking in America.

[12] Please note for comparability with the 2011 NSDUH and 2011 YRBS data, the latest MTF data included in the report are also from 2011. The 2012 MTF data, which became available in December 2012, will be included in the next report.

CHAPTER 2
The Nature and Extent of Underage Drinking in America

Introduction

Underage drinking and its associated problems have profound negative consequences for underage drinkers themselves, their families, their communities, and society as a whole. Underage drinking contributes to a wide range of costly health and social problems including motor vehicle crashes (the greatest single mortality risk for underage drinkers); suicide; interpersonal violence (e.g., homicides, assaults, and rapes); unintentional injuries such as burns, falls, and drowning; brain impairment; alcohol dependence; risky sexual activity; academic problems; and alcohol and drug poisoning. Alcohol is a factor related to approximately 4,700 deaths among underage youths in the United States every year, shortening their lives by an average of 60 years (http://www.cdc.gov/alcohol/fact-sheets/underage-drinking.htm).

Despite laws against underage drinking in all 50 states; the efforts of federal, state, and local governments spanning decades; and the dedicated work of many private groups and organizations, alcohol is the most widely consumed substance of abuse among America's youth, used more often than tobacco or marijuana. Underage alcohol use remains a challenging public health and public safety problem with severe consequences for youth and their families, communities, and society. For those under 21 years old, alcohol accounts for more deaths than all other illicit drugs combined. Nevertheless, a lack of public recognition of the devastating consequences of underage alcohol use and its personal, economic, and social costs hampers implementation of a comprehensive prevention effort.

Still, there is cause for optimism. As discussed in Chapters 3 and 4 of this report, states are increasingly adopting comprehensive policies and practices that can alter the individual and environmental factors that contribute to underage drinking and its consequences and can be expected to reduce alcohol-related deaths and disability and associated health care costs.

Federal Surveys Used in This Report

The federal government funds three major national surveys that collect data on underage drinking and its consequences: the annual National Survey on Drug Use and Health (NSDUH), formerly called the National Household Survey on Drug Abuse (NHSDA); the annual Monitoring the Future (MTF) survey;[13] and the biennial Youth Risk Behavior Survey (YRBS). Each makes a unique contribution to an understanding of the nature of alcohol use.

Four additional surveys used by the government to obtain data on underage drinkers ages 18 and older are the Behavioral Risk Factor Surveillance System (BRFSS); National Epidemiologic Survey on Alcohol and Related Conditions (NESARC); National Health Interview Survey (NHIS); and Survey of Health Related Behaviors Among Active Duty Military Personnel (formerly called the Worldwide Surveys of Substance Abuse and Health Behaviors Among Military Personnel). A more detailed description of each of these surveys and its unique contribution to research can be found in Appendix A.

[13] Please note for comparability with the 2011 NSDUH and 2011 YRBS data, the latest MTF data included in the report are also from 2011. The 2012 MTF data, which became available in December 2012, will be included in the next report.

Characteristics of Underage Drinking in America

Underage alcohol use in America is a public health problem because of the number of children and adolescents who drink, when and how much they drink, and the negative consequences that result from that drinking. Some of the principal findings of governmental surveys and other research related to underage alcohol use in America are described in the following paragraphs.

Underage Alcohol Use Is Widespread

Underage alcohol use in America is a widespread and serious problem:

- ***Current Use:*** The 2011 NSDUH reported that approximately 25.1 percent of Americans ages 12 through 20 (about 9.7 million people) reported having at least one drink in the 30 days prior to the survey interview. Of this age group, 15.8 percent (6.1 million) were binge drinkers (five or more drinks on the same occasion, e.g., at the same time or within a couple of hours) on at least 1 day in the past 30 days. Approximately 4.4 percent of this age group (1.7 million) were heavy drinkers (five or more drinks on the same occasion on each of 5 or more days in the past 30 days). Thus (by definition), all heavy alcohol users are also binge alcohol users (Substance Abuse and Mental Health Services Administration [SAMHSA], 2012a).
- ***Lifetime Use:*** MTF 2011 showed that 70.0 percent of 12th, 56.0 percent of 10th, and 33.1 percent of 8th graders have had alcohol at some point in their lives[14] (Johnston, O'Malley, Bachman, & Schulenberg, 2012a). See Exhibit 2.1.
- ***Binge Use:*** The 2011 NSDUH showed that 3.4 percent of 14-year-olds, 12.0 percent of 16-year-olds, 27.3 percent of 18-year-olds, and 36.6 percent of 20-year-olds engaged in binge drinking within the past 30 days (SAMHSA, 2012, detailed tables).
- ***Heavy Use:*** The 2011 NSDUH data showed that 2.7 percent of 16-year-olds, 7.7 percent of 18-year-olds, and 11.8 percent of 20-year-olds consumed alcohol heavily in the past 30 days (SAMHSA, 2012, detailed tables).
- ***Use to Intoxication:*** In MTF 2011, 51.0 percent of 12th, 35.9 percent of 10th, and 14.8 percent of 8th graders reported having been drunk[15] at least once (Johnston et al., 2012a).
- ***Past-Month Intoxication:*** In MTF 2011, 25.0 percent of 12th, 13.7 percent of 10th, and 4.4 percent of 8th graders reported being drunk in the past month (Johnston et al., 2012a).

Alcohol Is the Most Widely Used Substance of Abuse among American Youth

As indicated in Exhibit 2.2, a higher percentage of youth in 8th, 10th, and 12th grades used alcohol in the month prior to being surveyed than used marijuana (the illicit drug most commonly used by adolescents) or tobacco (Johnston et al., 2012a).

[14] Lifetime alcohol use in this survey is defined as "having more than a few sips."
[15] MTF asks "On how many occasions (if any) have you been drunk or very high during the past 30 days?"

Exhibit 2.1: Lifetime Alcohol Use, Use to Intoxication, and Use to Intoxication within the Past Month among 8th, 10th, and 12th Graders: 2011 (Johnston et al., 2012a)

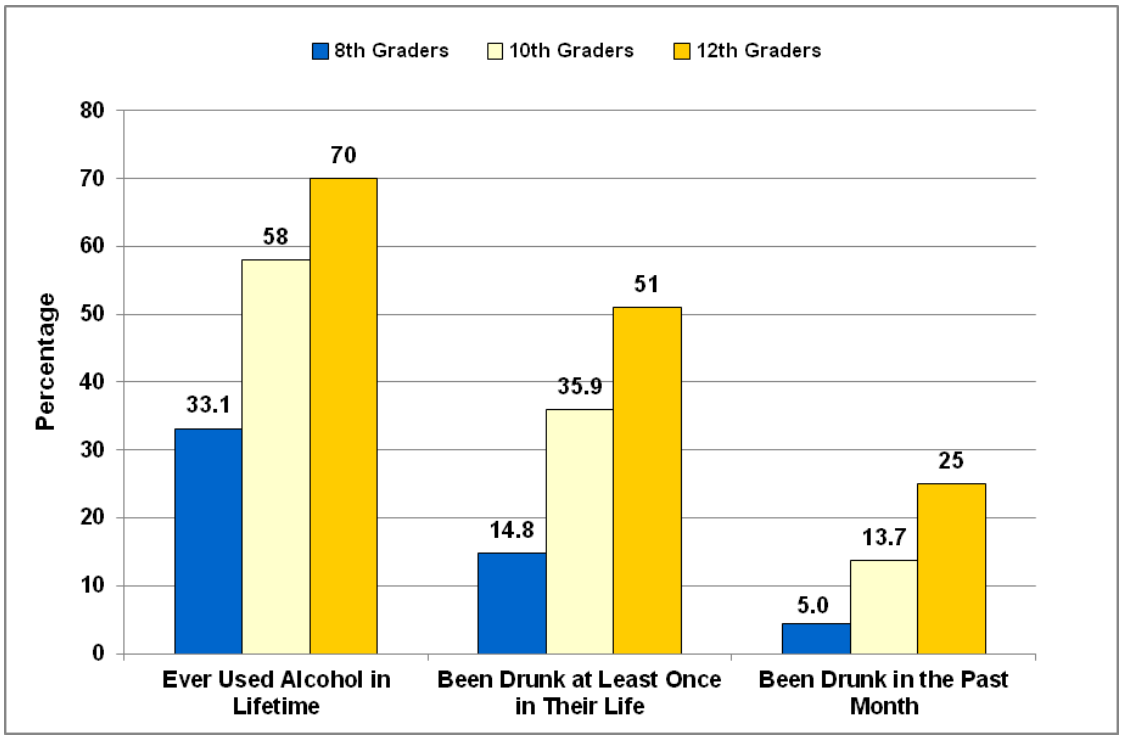

Exhibit 2.2: Past-Month Adolescent Alcohol, Cigarette, and Marijuana Use by Grade: 2011 (Johnston et al., 2012a)

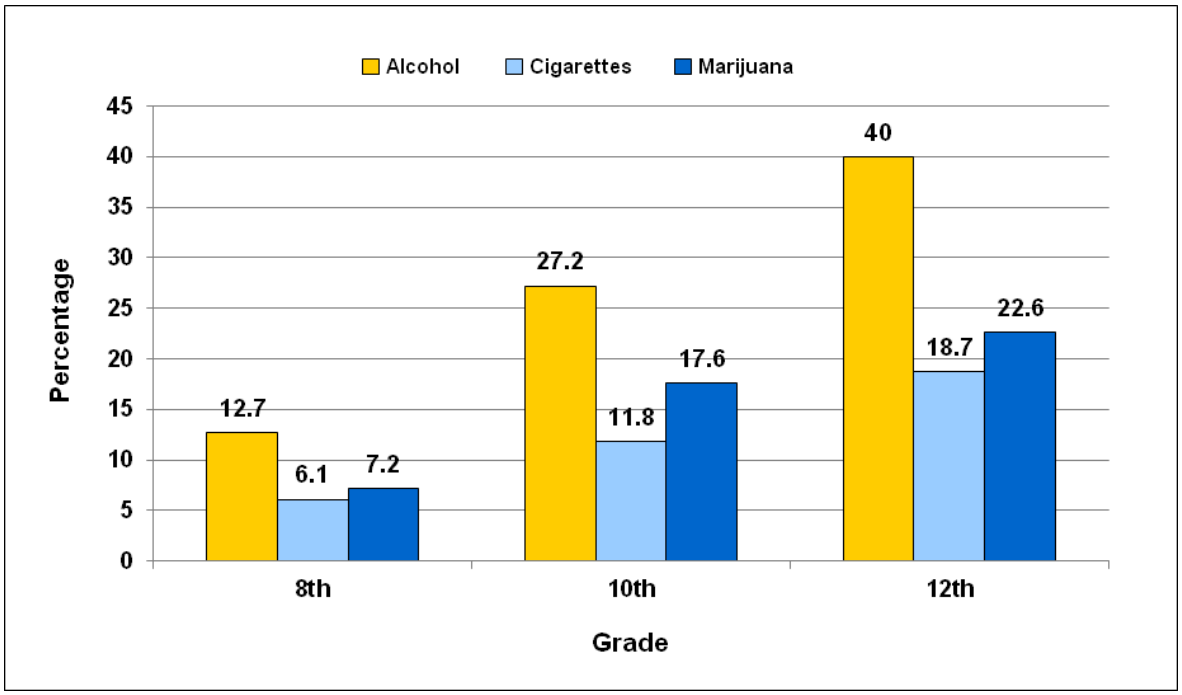

Youths Start Drinking at an Early Age

Drinking often begins at very young ages. Surveys indicate that approximately:

- Ten percent of 9- to 10-year-olds have already started drinking[16] (Donovan et al., 2004).
- More than one fifth of underage drinkers begin drinking before age 13 (CDC, 2012).
- Peak years of initiation are 7th through 11th grades based on data from high school seniors (Johnston, O'Malley, Bachman, & Schulenberg, 2009a).

Slightly fewer than 1 million (972,000) persons who initiated alcohol use in the past year reported being ages 12 to 14 when they initiated. This translates to approximately 2,660 youths ages 12 to 14 who initiated alcohol use per day in 2011 (SAMHSA, CBHSQ, NSDUH, Special Data Analysis, 2012). Youths who report drinking before age 15 are more likely to experience problems including intentional and unintentional injury to self and others after drinking (Hingson & Zha, 2009; Hingson, Heeren, Jamanka, & Howland, 2000); violent behavior, including predatory violence and dating violence (Blitstein, Murray, Lytle, Birnbaum, & Perry, 2005; Ellickson, Tucker, & Klein, 2003; Ramisetty-Mikler, et al., 2006); criminal behavior (Eaton, Davis, Barrios, Brener, & Noonan, 2007); prescription drug misuse (Hermos et al., 2008); unplanned and unprotected sex (Hingson, Heeren, Winter, & Wechsler, 2003); motor vehicle crashes (Hingson, Heeren, Levenson, Jamanka, & Voas, 2002); and physical fights (Hingson, Heeren, & Zakocs, 2001). Early-onset drinking is thus a marker for future problems, including heavier use of alcohol and other drugs during adolescence (Robins & Przybeck, 1985; Hawkins et al., 1997) and alcohol dependence in adulthood (Grant & Dawson, 1998).

Delaying the age of first alcohol use can ameliorate some of the negative consequences of underage alcohol consumption, which means that trends in age of initiation of alcohol use are important to follow. MTF data show that the proportion of 8th, 10th, and 12th graders who had ever used alcohol and the proportion of those who started using alcohol before 7th grade generally declined from 1998 to 2011, suggesting a possible delay in the age at first use (Johnston et al., 2012a).

SAMHSA revised its methodology to provide more timely estimates that more accurately assess trends in average age at first use and other measures of initiation, such as incidence rates. Average age of first use is now calculated based on initiation within the past 12 months. Using this new method, NSDUH data indicate no difference in the average age of first use (15.6 years) among those who initiated alcohol use before age 21 between 2004 and 2005, but a significant increase to 15.8 years in 2006. The average age of first use then remained nearly the same in 2007 (15.8 years), 2008 (15.8 years), and 2009 (15.9 years) before a statistically significant increase in 2010 (16.0 years), which remained nearly the same in 2011 (15.9 years) (SAMHSA, CBHSQ, NSDUH, Special Data Analysis, 2012). Average age of first use for all drinkers, including those who started drinking at age 21 or older, was 16.6 in 2006, 17.0 in 2007, 17.7 in 2008, 17.1 in 2009, 18.0 in 2010, and 17.3 in 2011 (SAMHSA, CBHSQ, NSDUH, Special Data Analysis, 2012). Appendix A further discusses methodological issues in measuring age at first use and other indicators of alcohol initiation.

[16] Drinking is defined as having more than a few sips.

For Underage Drinkers, Alcohol Use and Binge Drinking Increase with Age

Drinking becomes increasingly common through the teenage years (O'Malley, Johnston, & Bachman, 1998). Frequent, heavy use by underage drinkers also increases each year from age 12 to age 20 (Flewelling, Paschall, & Ringwalt, 2004). The 2011 NSDUH reports that underage alcohol consumption in the past month increased with age in a steady progression from 1.6 percent for 12-year-olds to 55.3 percent for 20-year-olds and peaked at 70.1 percent for 23-year-olds (SAMHSA, 2012b). As shown in Exhibit 2.3, binge drinking also increased steadily between the ages of 12 and 20, peaking at age 23 (46.7 percent), and then decreased beyond young adulthood (data not shown) (SAMHSA, 2011, detailed tables). Approximately 6.1 million (15.8 percent) 12- to 20-year-olds reported past-month binge alcohol use (SAMHSA, 2012b).

Youth Binge More and Drink More Than Adults When They Drink

Young drinkers tend to drink less often than adults, but they drink more heavily when they do drink. For example, 92 percent of the alcohol consumed by 12- to 14-year-olds is via binge drinking (Pacific Institute for Research and Evaluation [PIRE], 2002). Underage drinkers consume, on average, about five drinks per occasion, about five times a month (SAMHSA, CBHSQ, NSDUH, Special Data Analysis, 2012), whereas adult drinkers 26 and older average three drinks per occasion, eight times a month (SAMHSA, CBHSQ, NSDUH, Special Data Analysis, 2012) (Exhibit 2.4). It is important to note that very young adolescents, because of their smaller size, reach blood alcohol concentrations (BACs) achieved by older binge-drinking

Exhibit 2.3: Current and Binge Alcohol Use among Persons Ages 12–20 by Age: 2011 (SAMHSA, 2012 detailed tables)

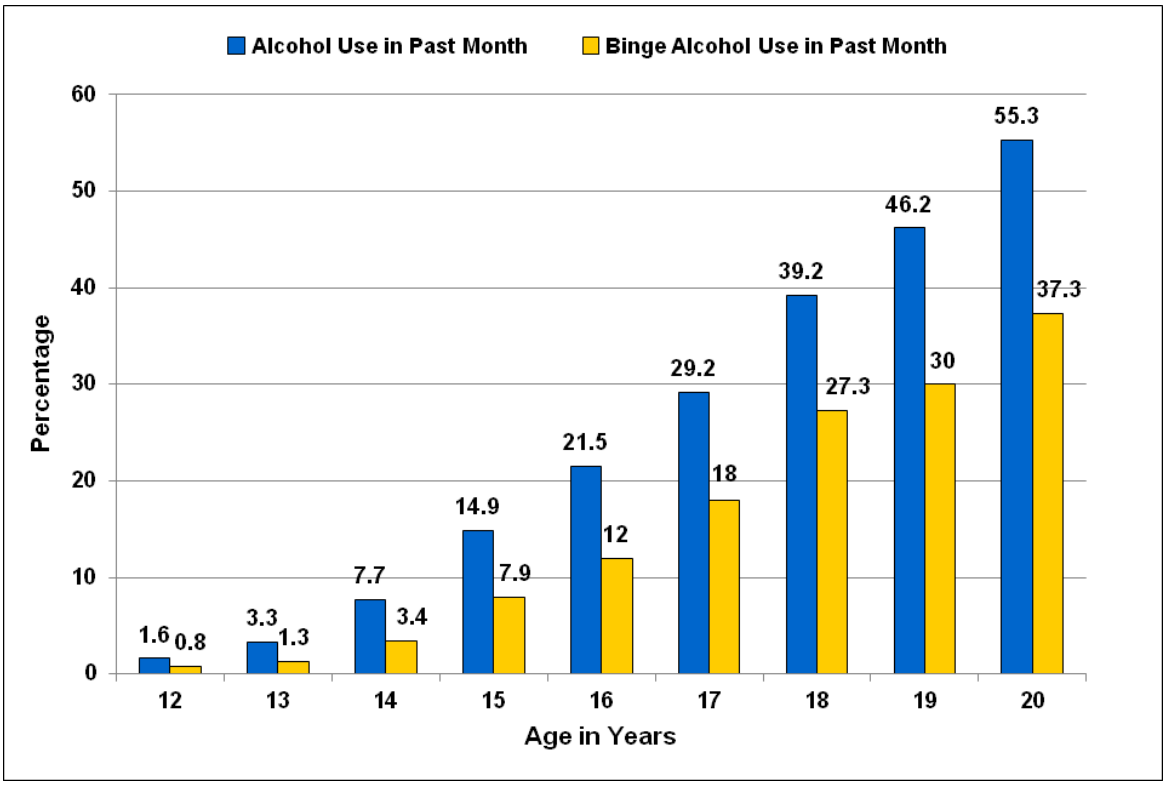

Exhibit 2.4: Number of Drinking Days per Month and Usual Number of Drinks per Occasion for Youth (12–20), Young Adults (21–25), and Adults (≥26): 2011 (SAMHSA, CBHSQ, NSDUH, Special Data Analysis, 2012)

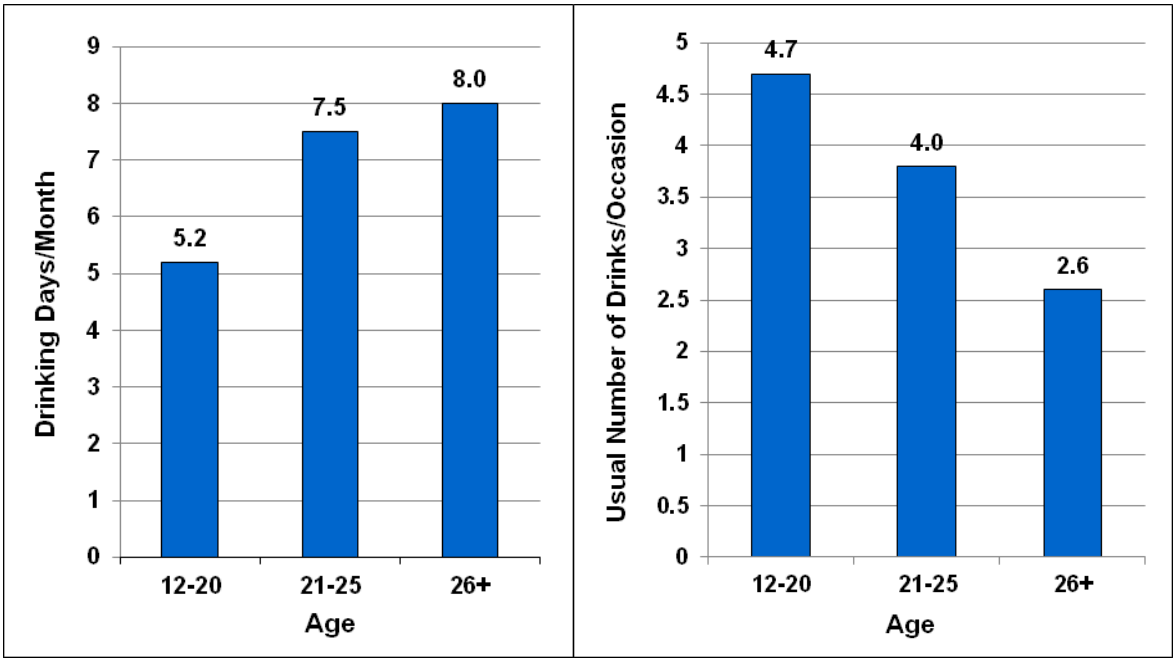

adolescents (e.g., age 18 or older) with fewer drinks (3 to 4 drinks for persons ages 12 to 15) (Donovan, 2009).

When asked about the number of drinks consumed on their last occasion of alcohol use in the past month, 22.2 percent of underage drinkers reported one drink; 18.2 percent, two drinks; 24.3 percent, three or four drinks; 24.6 percent, five to eight drinks; and 10.7 percent, nine or more drinks for 2010 and 2011 combined (SAMHSA, CBHSQ, NSDUH, Special Data Analysis, 2012). The number of drinks consumed differs by gender (Exhibit 2.5); underage females are more likely to report consuming one to four drinks, and underage males, five to nine drinks or more. The number of drinks reported on the last occasion tends to increase with increasing age.

Particularly worrisome is the high prevalence among underage drinkers of binge drinking, which MTF defines as five or more drinks in a row in the past 2 weeks and calls "heavy episodic drinking." In 2011, 6.4 percent of 8th, 14.7 percent of 10th, and 21.6 percent of 12th graders reported heavy episodic drinking (Johnston et al., 2012a). In 2011, about 1.7 million youth ages 12 through 20 (4.4 percent) drank five or more drinks on a single occasion[17] 5 or more days a month (SAMHSA, 2012a).

[17] If a typical 160-pound male drinks five standard drinks over a 2-hour period, he would reach a blood alcohol content of 0.08, making him legally intoxicated in all 50 states.

Exhibit 2.5: Number of Drinks Consumed on Last Occasion of Alcohol Use in the Past Month among Past-Month Alcohol Users Ages 12–20, by Gender and Age Group: 2010–2011 (SAMHSA, CBHSQ, NSDUH, Special Data Analysis, 2012)

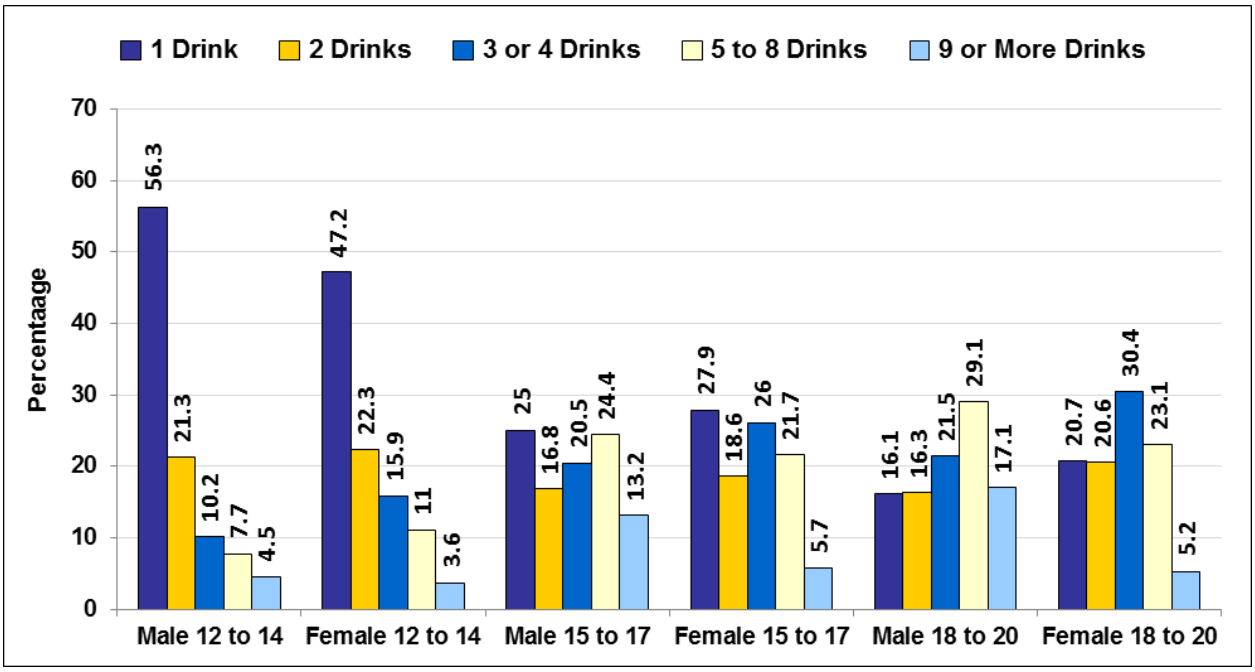

Faden and Fay (2004) used statistical trend analyses to examine underage drinking data from 1975 to 2002. Among 12th graders, drinking five or more drinks in a row in the past 2 weeks declined 7.6 percent, from 36.8 percent in 1975 to 29.2 percent in 2004. Analysis of data from the intervening years showed that the prevalence of drinking five or more drinks in a row in the past 2 weeks rose from 1975 to 1980, fell from 1980 to 1987, steeply declined from 1987 to 1993, rose from 1993 to 1997, and declined from 1997 to 2002 (Faden & Fay, 2004). Subsequent statistical trend analyses showed that among 12th graders the prevalence of drinking five or more drinks in a row in the past 2 weeks continued to fall between 2002 and 2009 (Chen, Yi, & Faden, 2011).

Information on the prevalence of drinking five or more drinks in a row in the past 2 weeks among 8th and 10th graders first became available in 1991. In 1991, 10.9 percent of 8th graders and 21 percent of 10th graders reported engaging in this behavior compared with 9.4 percent and 19.9 percent, respectively, in 2004. Rates in the intervening years oscillated heavily for 8th graders and rose steadily for 10th graders, for whom rates peaked in 2000 and have since gradually declined (Johnston, O'Malley, Bachman, & Schulenberg, 2005). Since 2002, there have been statistically significant declines in binge drinking for all three grades (Johnston et al., 2012a).

Binge Drinking by Teens Is Not Limited to the United States

In many European countries, a significant proportion of young people ages 15 to 16 report binge drinking (Exhibit 2.6). In all countries listed in Exhibit 2.6, the minimum legal drinking age is lower than in the United States. These data call into question the suggestion that having a lower minimum legal drinking age results in less problem drinking by adolescents.

Exhibit 2.6: Percentage of European Students Ages 15–16 Who Reported Being Drunk in the Past 30 Days* Compared with American 10th Graders (Hibell et al., 2012; Data from the 2011 European School Survey Project on Alcohol and Drugs)

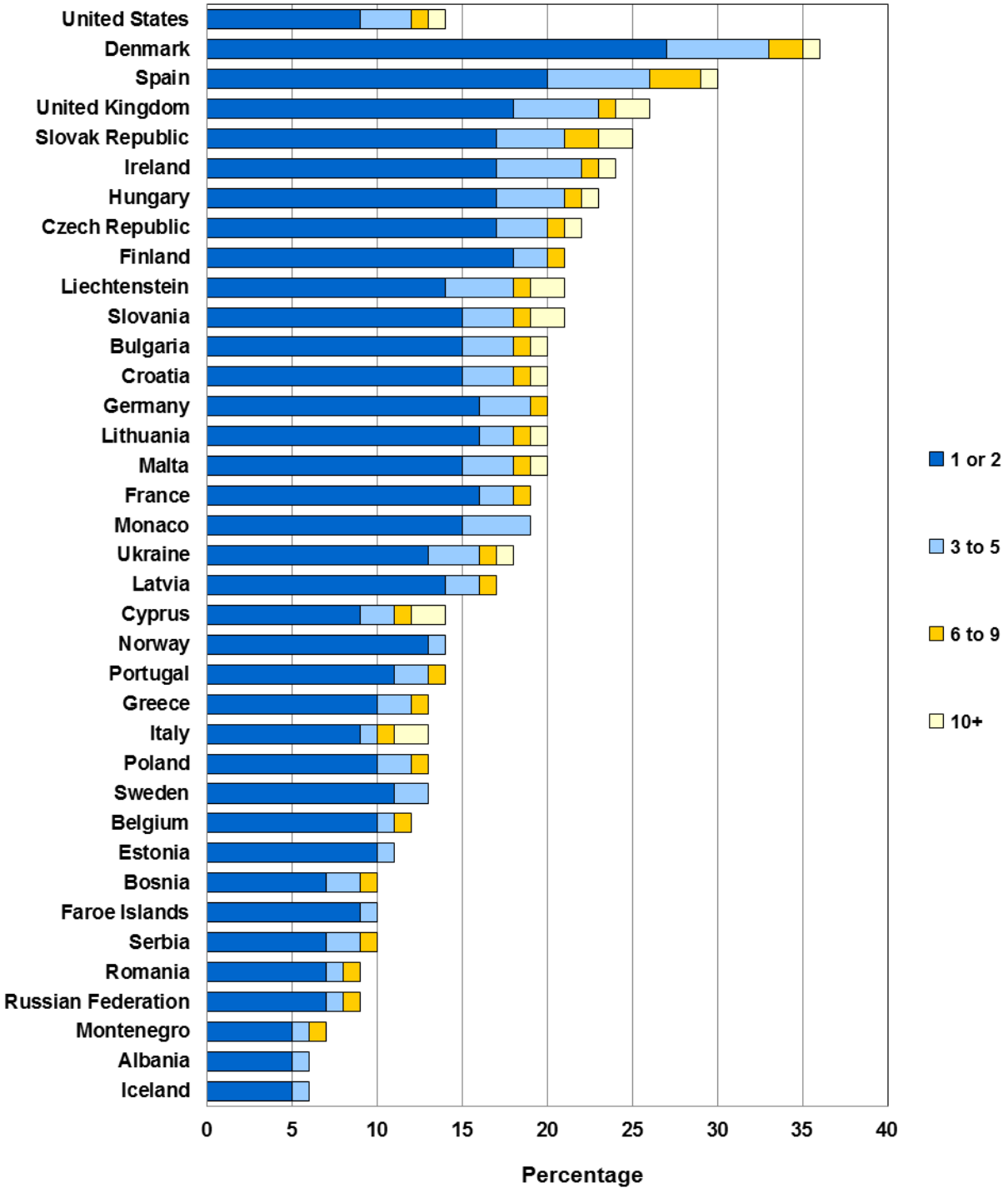

* The 2011 European School Survey Project on Alcohol and Drugs question is: "On how many occasions (if any) have you been intoxicated from drinking alcoholic beverages (staggered when walking, not able to speak properly, throwing up or not remembering what happened)?"

There Is a High Prevalence of Alcohol Use Disorders among Youth

The prevalence of alcohol abuse or dependence among underage drinkers is quite high. Because the *Diagnostic and Statistical Manual of Mental Disorders, Fourth Edition, text revision* (DSM-IV-TR) (APA, 2000) criteria for abuse and dependence were originally developed for use with adults, using them to assess abuse and dependence in adolescents may lead to inconsistencies.[18] As shown in Exhibit 2.7, according to the combined 2010 and 2011 NSDUH data, prevalence of alcohol dependence or abuse is highest among those ages 18 to 29.

About one in seven (13.6 percent) 18- to 20-year-olds met criteria for alcohol dependence or abuse, a prevalence rate second only to that for 21- to 24-year-olds (16.4 percent) and slightly higher than that for 25- to 29-year-olds (12.2 percent). In addition, 1.3 percent of 12- to 14-year-olds and 6.9 percent of 15- to 17-year-olds met criteria for alcohol dependence or abuse.

Exhibit 2.7: Prevalence of Past-Year DSM-IV Alcohol Dependence or Abuse by Age: 2010–2011 NSDUH (SAMHSA, CBHSQ, Special Analyses, 2012)

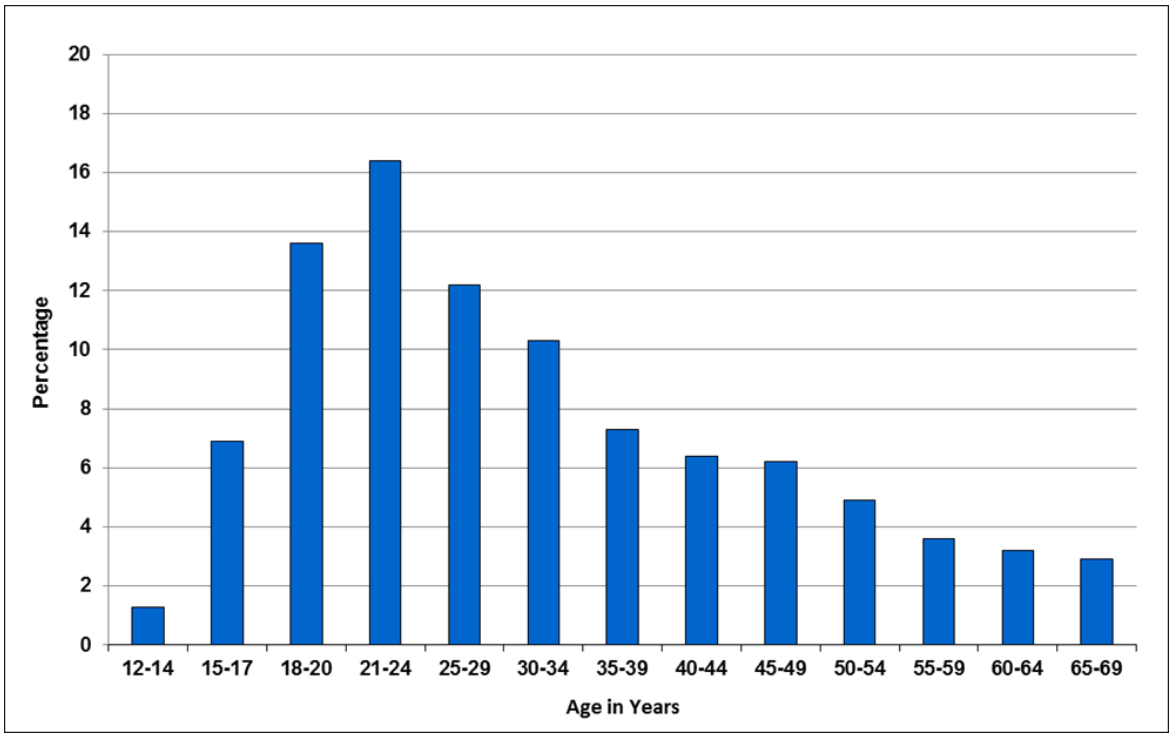

[18] Several researchers are actively investigating this important issue (Harford, Yi, Faden, & Chen, 2009; Mewton, Teesson, Slade, & Grove, 2010). The American Psychiatric Association (APA) is also addressing the appropriateness of the current DSM-IV-TR criteria for measuring alcohol abuse and dependence in the young as it prepares to launch DSM-V in 2013. See American Psychiatric Association DSM-V Development at http://www.dsm5.org/Pages/Default.aspx.

Underage Drinking Differs by Gender

Although underage males and females tend to start drinking at about the same age and have approximately the same prevalence of any past-month alcohol use, males are more likely to drink with greater frequency and to engage in binge and heavy drinking. According to the 2011 NSDUH data, 56.8 percent of males ages 12 and older were current drinkers compared with 47.1 percent of females in that age group. However, among underage drinkers, there were significant gender differences only in the 18- to 20-year-old age group. Among individuals ages 12 to 13, rates of current drinking were very similar: 2.2 percent for males and 2.7 percent for females. Among 14- and 15-year-olds, 12.1 percent of females and 10.5 percent of males reported current use. Among those ages 16 to 17, 26.4 percent of males and 24.1 percent of females reported being current drinkers. By ages 18 to 20, 48.6 percent of males reported past-month alcohol use compared with 44.9 percent of females (SAMHSA, CBHSQ, NSDUH, Special Data Analysis, 2012).

Binge-drinking prevalence is the most significant gender difference, at least among older adolescents. In 2011, 25.5 percent of male 12th graders reported binge drinking (having five or more drinks in a row) at least once in the prior 2-week period, whereas 17.6 percent of female 12th graders did (Johnston et al., 2012a). However, the gender gap is closing. In 1975, there was a 23 percentage point spread between the rates; in 2011, it was 7.9 points (Johnston et al., 2012a).

Female binge-drinking rates are comparable to those for males among younger age groups, whereas male rates increase more rapidly with age. The 2011 NSDUH showed past-month binge drinking in 0.8 percent of male and 1.3 percent of female 12- to 13-year-olds, 5.5 percent of male and 5.8 percent of female 14- to 15-year olds, 16.8 percent of male and 13.0 percent of female 16- to 17-year-olds, and 35.5 percent of male and 27.0 percent of female 18- to 20-year-olds (SAMHSA, 2011). MTF, which began collecting data from 8th and 10th graders in 1991, reports similar results. For 8th graders, female binge-drinking rates began converging with male rates in 1991, with equal rates for both genders since 2004 (Exhibit 2.8) (Johnston et al., 2009c, 2012a).

Underage Drinking by Race and Ethnicity

According to 2002–2011 NSDUH data,[19] Whites ages 12 to 20 were more likely to report current alcohol use than any other race or ethnic group. An estimated 32.1 percent of White males and 30.6 percent of White females reported past-month use, followed by Native Hawaiian or Other Pacific Islander males (28.9 percent), males of multiple races (26.5 percent), Hispanic or Latino males (26.4 percent), American Indian or Alaska Native females (25.9 percent), females of multiple races (25.9 percent), American Indian or Alaska Native males (25.5 percent), Native Hawaiian or Other Pacific Islander females (23.7 percent), Hispanic or Latino females (22.9 percent), Black or African American males (19.8 percent), Black or African American females (18.2 percent), Asian males (17.6 percent), and Asian females (16.4 percent). As shown in Exhibit 2.9, among most races/ethnic groups, males and females reported similar rates of current alcohol use; however, among Whites, Blacks, Hawaiian or Other Pacific Islanders, and Hispanics, males ages 12 to 20 were more likely to report current use than females (SAMHSA, CBHSQ, NSDUH, Special Data Analysis, 2012). Although fewer Blacks report current

[19] To provide sample sizes sufficient to produce reliable estimates for each race/ethnic group, multiyear estimates of past-month alcohol use and binge drinking by race/ethnicity were calculated.

Exhibit 2.8: Rates of Binge Drinking in the Past 2 Weeks among Male and Female 8th, 10th, and 12th Graders, 1991–2011 (Johnston et al., 2012a)

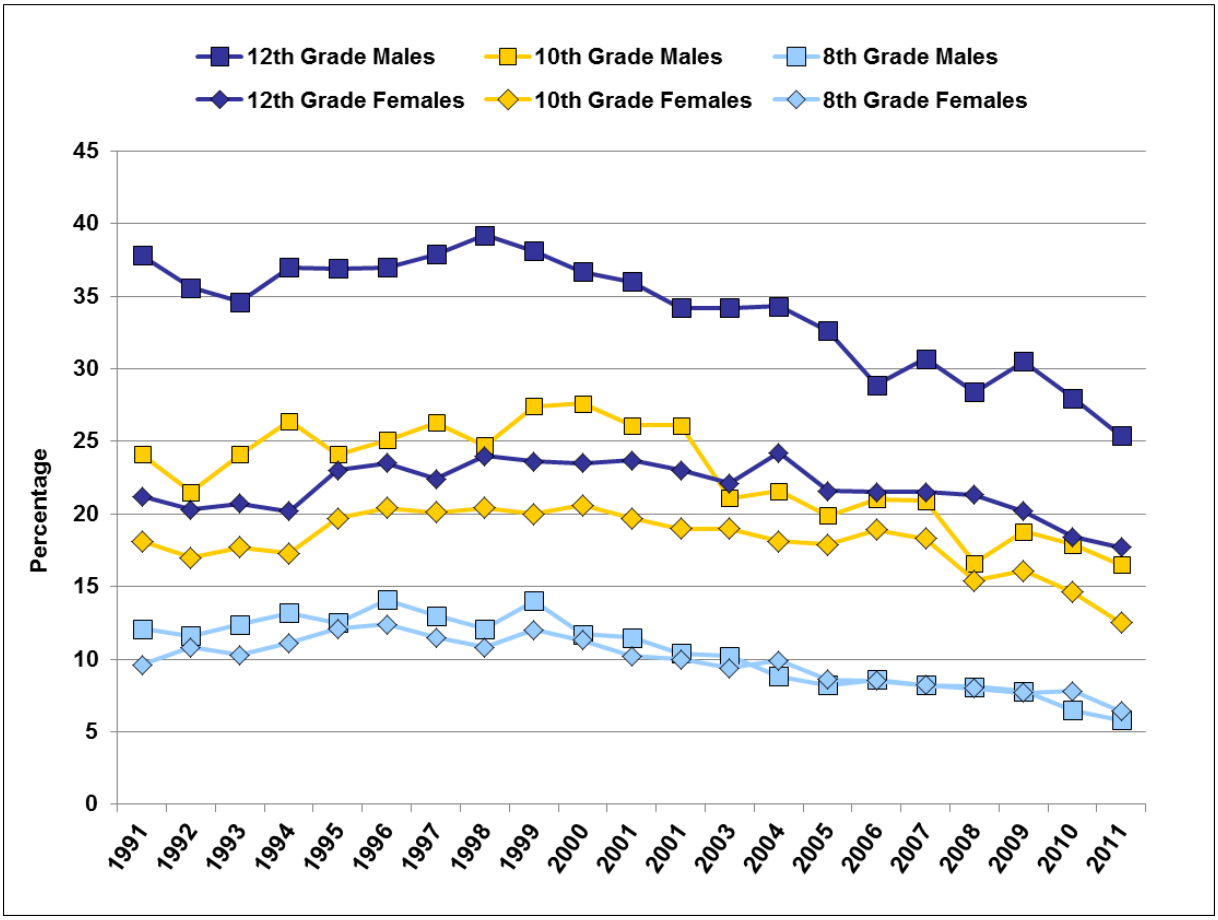

Exhibit 2.9: Alcohol Use and Binge Drinking in the Past Month among Persons Ages 12–20 by Race/Ethnicity and Gender, Annual Averages Based on 2002–2011 Data (SAMHSA, CBHSQ, NSDUH, Special Data Analysis, 2012)

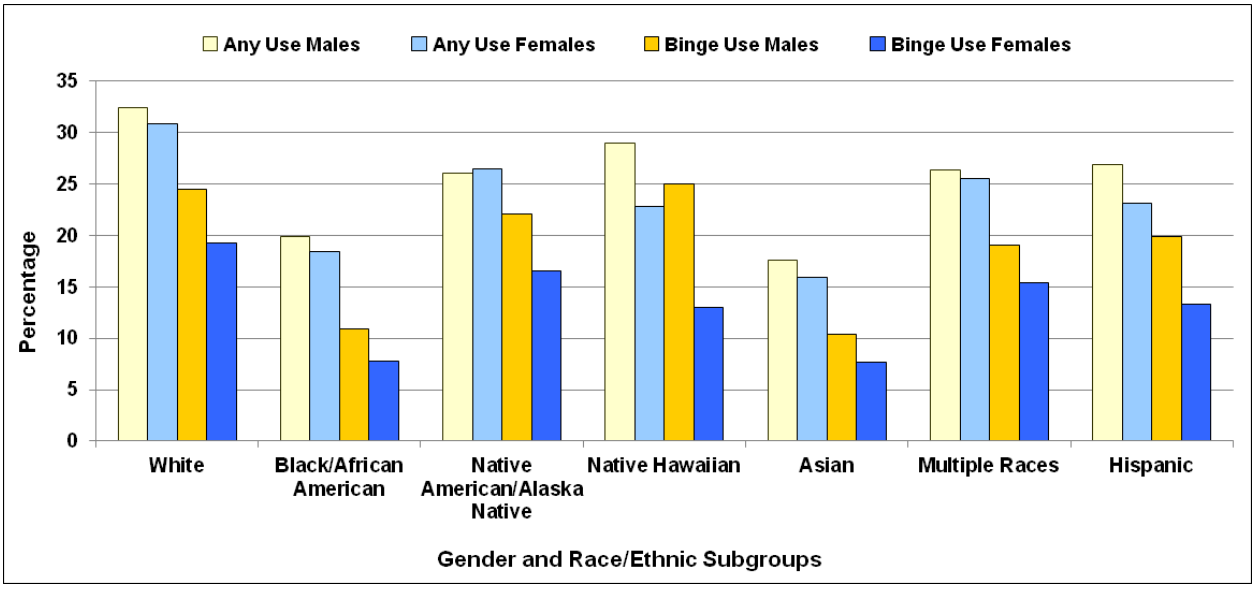

drinking, data from the 2011 YRBS suggest that prevalence of alcohol use before age 13 is greater among Black students (21.8 percent) and Hispanic students (25.2 percent) than among White students (18.1 percent) (CDC, 2012). Sample sizes from the MTF and the YRBS do not allow estimates of alcohol consumption by youth who are American Indian or Alaska Native, Native Hawaiian or Other Pacific Islander, or multiple races.

Multiyear NSDUH data (2002–2011) show that White, American Indian and Alaska Native, and Hawaiian and Other Pacific Islander males ages 12 to 20 were equally likely to report binge alcohol use in the past month. An estimated 24.9 percent of Native Hawaiians or Other Pacific Islander males reported having five or more drinks on the same occasion on at least 1 day within the past 30 days, followed closely by White males (24.1 percent) and American Indian or Alaska Native males (21.6 percent). Hispanic males (19.3 percent), White females (19.1 percent), males of multiple races (18.7 percent), and American Indian or Alaska Native females (16.9 percent) reported similar rates of binge drinking, followed by females of multiple races (15.5 percent), Hispanic females (13.5 percent), Native Hawaiian or Other Pacific Islander females (13.3 percent), Black males (10.8 percent), Asian males (10.3 percent), and Asian females (7.8 percent). As Exhibit 2.9 shows, rates of binge drinking were higher for males than females for each race/ethnic group, with the differences being greatest among Native Hawaiian or Other Pacific Islanders (males 24.9 percent vs. females 13.3 percent) and Hispanics (males 19.3 percent vs. females 13.5 percent) (SAMHSA, CBHSQ, NSDUH, Special Data Analysis, 2012).

These ethnic and racial differences must be viewed with some caution. As Caetano, Clark, and Tam (1998) note, there are important differences in alcohol use and related problems among ethnic and racial subgroups of Blacks, Hispanics, Asians, and Native Americans/Alaska Natives. Moreover, the patterns of consumption for any group or subgroup represent a complex interaction of psychological, historical, cultural, and social factors inadequately captured by a limited set of labels. With these cautions in mind, however, the data discussed thus far highlight the importance of considering race and ethnicity in underage drinking prevention measures.

Social Context of Alcohol Use

NSDUH began to collect data on the social context of last alcohol use in 2006. The following discussion combines data for 2010 and 2011. Most (81.2 percent) persons ages 12 to 20 who had consumed alcohol in the past month were with two or more people the last time they drank, 13.8 percent were with one other person the last time they drank, and 5.0 percent were alone. Underage persons who drank with two or more other people on the last occasion in the past month had more drinks on the last occasion on average (4.6 drinks) than those who drank with one other person (3.0 drinks) or drank alone (2.7 drinks) (SAMHSA, CBHSQ, NSDUH, Special Data Analysis, 2012; Pemberton, Colliver, Robbins, & Gfroerer, 2008).

The social context of drinking appears to differ across age groups. Among current drinkers, youths ages 12 to 14 were more likely to have been alone (12.3 percent) or with one other person (23.2 percent) the last time they drank compared with youths ages 15 to 17 (5.6 percent alone and 12.7 percent with one other person) or ages 18 to 20 (4.2 percent alone and 13.6 percent with one other person) (SAMHSA, CBHSQ, NSDUH, Special Data Analysis, 2012). In all age groups, underage current drinkers who drank with two or more other people averaged more drinks on the last occasion than those who drank with one other person or alone (Exhibit 2.10).

Exhibit 2.10: Average Number of Drinks Consumed on Last Occasion of Alcohol Use in the Past Month among Past-Month Alcohol Users Ages 12–20, by Social Context and Age Group: 2010–2011 (SAMHSA, CBHSQ, NSDUH, Special Data Analysis, 2012)

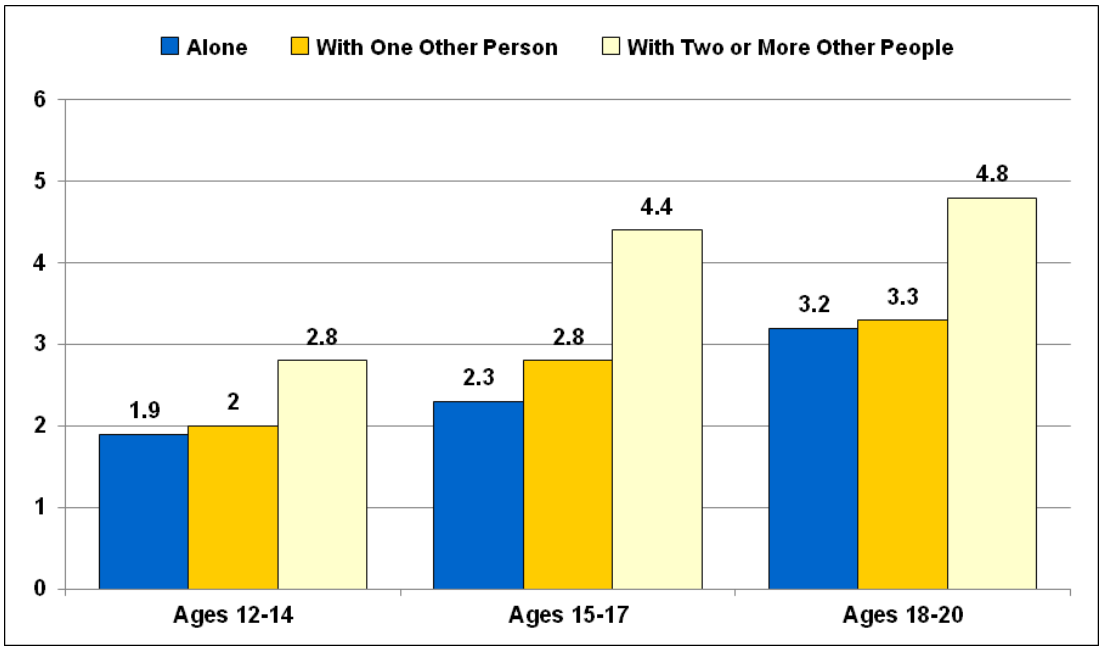

Gender, too, interacts with social context in determining alcohol use. Most male and female underage drinkers were with two or more other people on their last drinking occasion. However, female drinkers were more likely to be with two or more people the last time they drank (83.2 percent) than were male drinkers (79.5 percent); male drinkers were more likely to have been alone the last time they drank (6.4 percent) than female drinkers (3.3 percent).

Overall, underage persons who drank with two or more other people consumed more drinks on average (4.6) than those who drank alone (2.7) or with one other person (3.0). There were no significant differences in the mean number of drinks consumed between those who drank alone and those who drank with one other person. Males consumed more drinks than did females regardless of the social context; for example, when the last drinking occasion was with two or more other people, males averaged 5.4 drinks, compared with 3.8 drinks for females (SAMHSA, CBHSQ, NSDUH, Special Data Analysis, 2012).

Location of Alcohol Use

NSDUH began to collect data on location of last alcohol use in 2006. The following discussion combines data for 2010 and 2011. Most underage drinkers reported last using alcohol in someone else's home (56.1 percent, averaging 4.7 drinks) or their own home (28.9 percent, averaging 3.8 drinks). The next most popular drinking locations were at a restaurant, bar, or club (8.7 percent, averaging 4.8 drinks); in a car or other vehicle (4.3 percent, averaging 5.1 drinks); or at a park, on a beach, or in a parking lot (4.3 percent, averaging 4.9 drinks). Current drinkers ages 12 to 20 who last drank at a concert or sports game (1.7 percent of all underage drinkers) consumed an average of 5.8 drinks (SAMHSA, CBHSQ, NSDUH, Special Data Analysis, 2012).

Thus, most young people drink in social contexts that appear to promote heavy consumption and where people other than the drinker may be harmed by the drinker's behavior.

According to estimates based on 2010–2011 NSDUH data, drinking location varies substantially by age. For example, drinkers ages 12 to 14 were more likely to have been in their own homes the last time they drank (41.3 percent) than were older adolescents (25.4 percent for 15- to 17-year-olds and 29.5 percent for 18- to 20-year-olds). By contrast, 12- to 14-year-olds were less likely to report being in someone else's home the last time they drank (45.8 percent) than the older age groups (59.9 percent for 15- to 17-year-olds and 55.4 percent for 18- to 20-year-olds).

Drinkers ages 18 to 20 were more likely than those in younger age groups to have been in a restaurant, bar, or club on their last drinking occasion (11.5 percent for those ages 18 to 20 versus 1.1 percent for those ages 12 to 14 and 3.4 percent for those ages 15 to 17) (Exhibit 2.11) (SAMHSA, CBHSQ, NSDUH, Special Data Analysis, 2012). Female current alcohol users ages 12 to 20 were more likely than males to have had their last drink at a restaurant, bar, or club (10.8 percent versus 6.9 percent).

Taken together, these data suggest that underage drinking occurs primarily in a social context (three or more drinkers) at private residences. This conclusion is consistent with research that has found that underage drinking parties, where large groups of underage persons gather at

Exhibit 2.11: Location of Last Alcohol Use among Past-Month Alcohol Users Ages 12–20 by Age Group, 2010–2011 (SAMHSA, CBHSQ, NSDUH, Special Data Analysis, 2012)

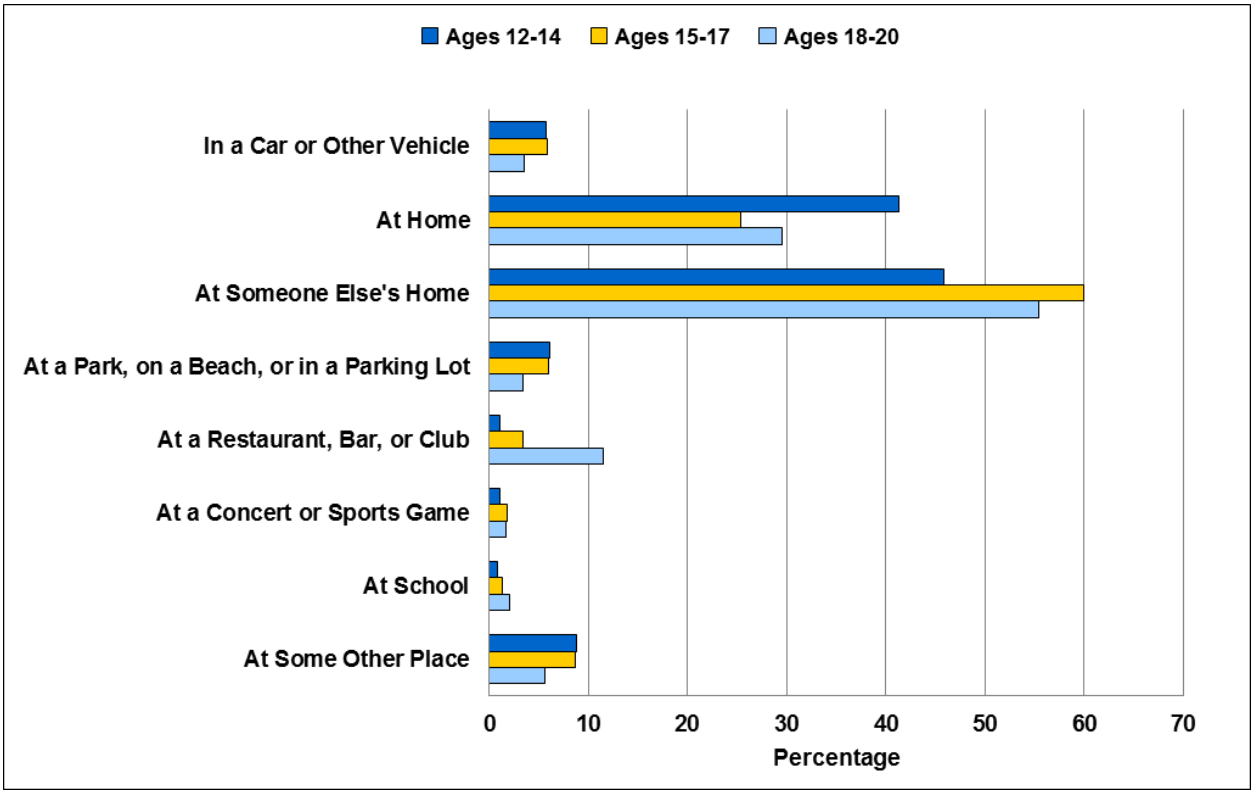

private residences, are high-risk settings for binge drinking and associated alcohol problems (Mayer, Forster, Murray, & Wagenaar, 1998). Similar findings exist for college student binge drinking (Clapp, Shillington, & Segars, 2000).

Types of Alcohol Consumed by Underage Drinkers

Different alcohol beverage types are likely associated with different patterns of underage consumption. Ease of concealment, palatability, alcohol content, marketing strategies, media portrayals, parent modeling, and economic and physical availability may all contribute to the quantity of and settings for consumption. Beverage preferences may also affect the policies and enforcement strategies most effective in reducing underage drinking (CDC, 2007). Tracking young people's beverage preferences is thus an important aspect of prevention policy.

Exhibit 2.12, based on 2011 MTF data, indicates the type of alcohol consumed by underage drinkers in the 8th, 10th, and 12th grades within the past 30 days. The five alcohol categories listed are beer, wine, wine coolers, spirits, and flavored alcoholic beverages (FABs), which are sometimes called "flavored malt beverages," "alcopops," or "malternatives." Alcopops are ready-to-drink, flavored alcoholic beverages that tend to be sweet and have between 4 and 6 percent alcohol by volume (similar to beer, which typically varies between 3 and 6 percent).

In some cases, the same adolescents reported drinking more than one type of alcohol. Thus, the percentage of adolescents for a given grade who have drunk alcohol may total more than 100 percent. For example, of 12th graders who drank alcohol in the 30 days before the survey, some percentage may have consumed both beer and wine. Distilled spirits have gained significantly in popularity among 12th graders over time. In 1988, 53.3 percent reported consuming beer in the past 30 days compared with 38.5 percent who reported distilled spirits consumption (Johnston et al., 2009c). By 2011, the gap in preferences had nearly disappeared, as shown in Exhibit 2.13.

Exhibit 2.13 shows that females, particularly, have shifted their beverage preference from beer to distilled spirits and FABs. In 1988, 46.3 percent of 12th-grade females reported consuming beer and 33.6 percent reported consuming distilled spirits. By 2011, the preference had shifted, with distilled spirits consumption remaining steady at 28.0 percent and beer consumption dropping to 22.4 percent. MTF data show that females have been more likely than males to prefer FABs since 2004 (Johnston et al., 2009a, 2012a). Beverage preferences vary by state. Data from eight states indicate that, among students in 9th through 12th grades who reported binge drinking, liquor was the most prevalent beverage type (Siegel, Naimi, Cremeens, & Nelson, 2011).

Exhibit 2.12: Past-Month Underage Alcohol Use by Category (Johnston et al., 2012a)

Grade	Beer	Wine	Wine Coolers	Spirits	Flavored Alcoholic Beverages
8	9.8%	n/c	n/c	n/c	8.6%
10	19.6%	n/c	n/c	n/c	15.8%
12	29.0%	10.2%	10.0%	29.8%	23.1%

Note: n/c indicates data not collected.

Exhibit 2.13: Trends in the Percentage of Male and Female 12th Graders Using Alcoholic Beverages by Beverage Type, 1988–2011 (Johnston et al., 2012a)

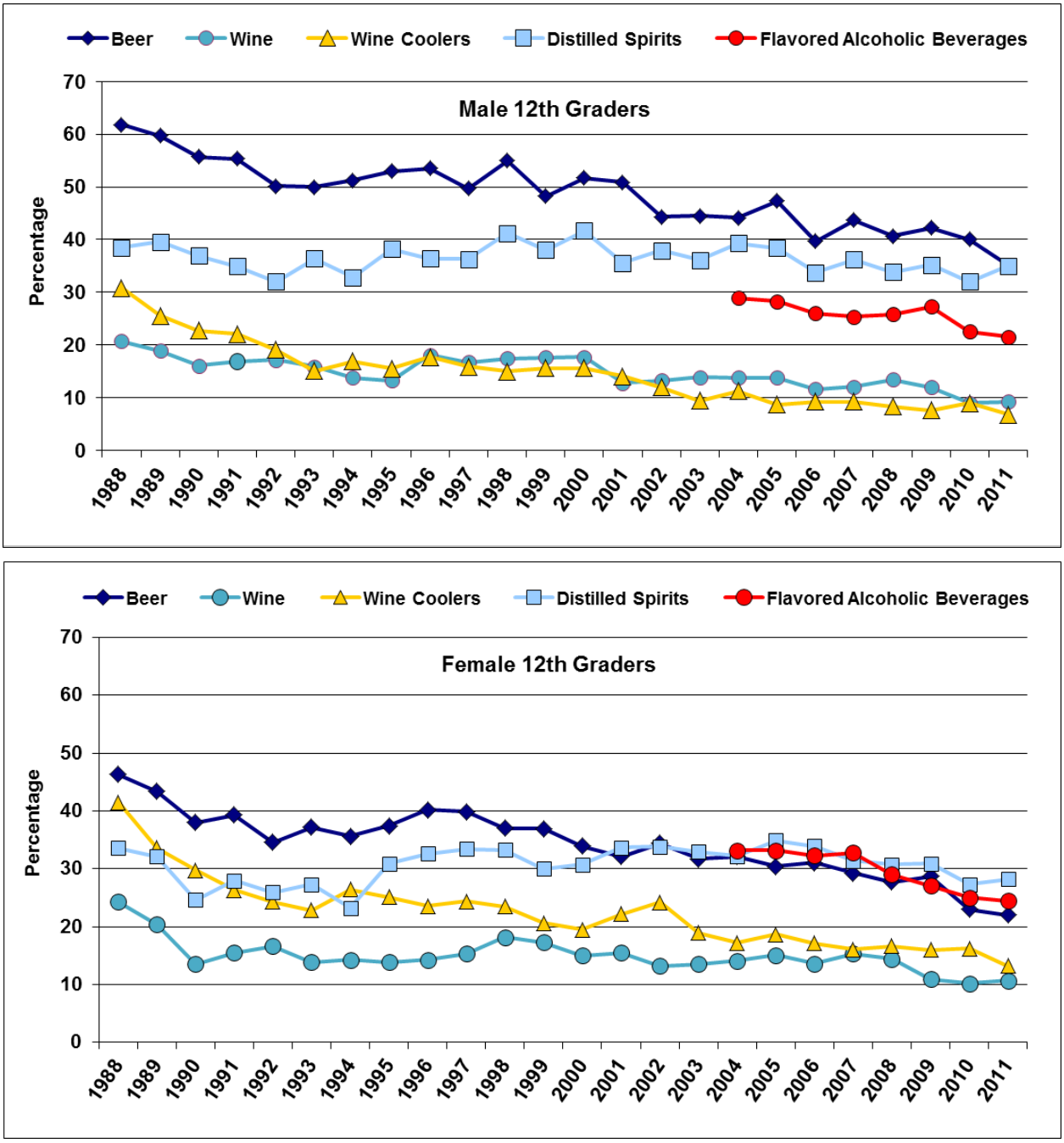

Alcohol Use in College Is Pervasive and Heavy

Although colleges and universities vary widely in their student binge-drinking rates, overall rates of college student drinking and binge drinking exceed those of age peers who do not attend college (Johnston et al., 2012b). Of college students, 80.5 percent drink and 36.1 percent report drinking five or more drinks on an occasion in the past 2 weeks. Unlike high school students and same-age peers not in college, binge-drinking rates among college students have shown little decline since 1993 (Johnston et al., 2012b). These differences are not easily attributable to differences between college attendees and nonattendees. Although college-bound 12th graders are consistently less likely than non-college-bound counterparts to report heavy drinking, college students report higher rates of binge drinking than college-age youth who are not attending college (Exhibit 2.14) (Johnston et al., 2012b). This finding suggests that college environments influence drinking practices (Hingson et al., 2002; Kuo, Wechsler, Greenberg, & Lee, 2003).

The consequences of underage drinking in college, discussed in detail in this chapter under "Adverse Consequences of College Drinking," are widespread and serious. About four out of five college students drink alcohol, about two in five engage in binge drinking (defined as five or more drinks in a row for men and four or more in a row for women within the past 2 weeks or 30 days, depending on the survey), and about one in five engages in frequent binging (three or more times in the past 2 weeks) (NIAAA, 2002a). Underage college students drink about 48 percent of the alcohol consumed by students at 4-year colleges (Wechsler et al., 2002). Some college students far exceed the binge criterion of five drinks per occasion (Wechsler et al., 1999; Wechsler & Nelson, 2008).

Alcohol Is Perceived as Readily Available by the Underage Population

Most teens see alcohol as readily available. In 2011, 59.0 percent of 8th graders, 77.9 percent of 10th graders, and 88.9 percent of 12th graders said alcohol would be "fairly easy" or "very easy" to get (Johnston et al., 2012a). Perceived availability, however, has declined in some groups. In 1992, 76.2 percent of 8th graders perceived alcohol as easily available, but by 2011 only 59.0 percent held that perception. For 10th graders, perception of availability peaked in 1996 at 90.4 percent, but by 2011 had declined to 77.9 percent. Data for 12th graders, first collected in 1999, show that 95.0 percent perceive alcohol to be readily available—a percentage that has remained relatively stable since then.

Alcohol Is Available from a Variety of Sources

Through the STOP Act, Congress required a report on measures of the availability of alcohol from commercial and noncommercial sources to underage populations. The STOP Act also calls for surveillance data on the means of underage access to alcohol. This emphasis reflects findings that alcohol availability and consumption are strongly correlated (Dent, Grube, & Biglan, 2005).

A few small studies show that the most frequent means of obtaining alcohol are parties, friends, and adult purchasers (Harrison, Fulkerson, & Park, 2000; Preusser, Ferguson, Williams, & Farmer, 1995; Wagenaar et al., 1996), and, for younger adolescents, family members (National Research Council [NRC], Institute of Medicine [IOM], 2004). The NRC and IOM report notes: "Use of friends under 21 and adult strangers as sources for alcohol appears to increase with age

Exhibit 2.14: Prevalence of Binge Drinking in the Past 2 Weeks by 12th Graders with and without College Plans, College Students, and Others 1 to 4 Years Past High School: 1991–2011 (Johnston et al., special runs, January 2010; 2011a,b; 2012a,b)

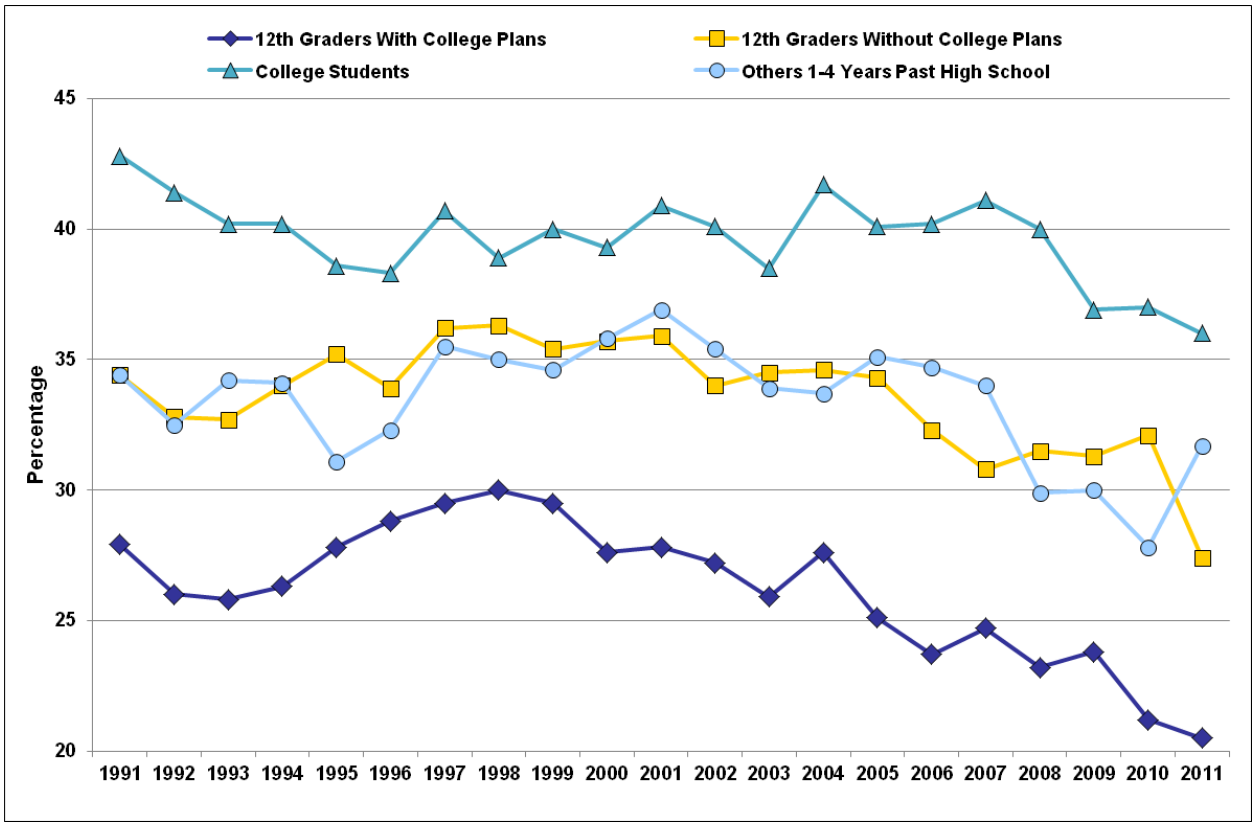

while reports of parents or other family members as sources decrease with age…use of commercial sources appears to be much higher among college students, in urban settings, and where possession and purchase laws are relatively weak or unenforced."

Before 2006, NSDUH collected data only on the *perception* of alcohol availability by those under 21. In 2006, new items were added to ascertain the *actual* source from which underage drinkers obtained their alcohol. NSDUH divides sources of last alcohol use into two categories: the underage drinker paid (he or she purchased it or gave someone else money to do so) or did not pay (he or she received it for free from someone or took it from his or her own home or someone else's home). Combined data from 2010 and 2011 show that among all underage current drinkers, 30.5 percent paid for alcohol the last time they drank (8.3 percent purchased the alcohol themselves; 22.0 percent gave money to someone else to do so). Those who paid for alcohol themselves consumed more drinks on their last drinking occasion (average of 5.6 drinks) than those who did not (average of 3.8 drinks). This difference is at least partially explained by the fact that older underage drinkers are more likely to pay for alcohol and to drink more.

Among all underage drinkers, 69.5 percent did not pay for the alcohol the last time they drank. A total of 27.5 percent were given alcohol for free by an unrelated individual age 21 or older,

6.5 percent got the alcohol from a parent or guardian, 9.1 percent got it from another family member age 21 or older, and 4.3 percent took it from their own home.

The most common sources of alcohol varied substantially by age. For youths ages 12 to 14, the most common sources were receiving it free from someone under age 21 (16.3 percent), receiving it from a parent or guardian (16.0 percent), or receiving it free from another family member age 21 or older (15.1 percent). For youths ages 15 to 17, the most common sources were receiving it free from an unrelated person age 21 or older (21.7 percent), receiving it free from someone under age 21 (19.7 percent), and giving somebody else money to purchase the alcohol (17.0 percent). As shown in Exhibit 2.15, among 18- to 20-year-olds, most current drinkers either received alcohol for free from an unrelated person age 21 or older (30.8 percent) or gave somebody else money to purchase the alcohol (25.4 percent) (SAMHSA, CBHSQ, NSDUH, Special Data Analysis, 2012).

Older underage persons were more likely to have paid for alcohol themselves (either by purchasing it themselves or by paying someone else to purchase it) on their last drinking occasion: 36.3 percent of 18- to 20-year-olds did so compared with 21.1 percent of 15- to 17-year-olds and 6.7 percent of 12- to 14-year-olds. Male underage drinkers were more likely to have paid for alcohol themselves on their last drinking occasion (36.5 percent) than their female counterparts (23.6 percent) (SAMHSA, CBHSQ, NSDUH, Special Data Analysis, 2012).[20]

Exposure of Underage Populations to Messages Regarding Alcohol in Advertising and Entertainment Media

The STOP Act requires the HHS Secretary to report to Congress on the extent of "the exposure of underage populations to messages regarding alcohol in advertising and the entertainment media as reported by the Federal Trade Commission (FTC)." To date, FTC has conducted three formal studies of the exposure of those under 21 to alcohol advertising, described below. FTC has not conducted any studies that measure alcohol depictions in entertainment media.

1999 Alcohol Report

In 1999, FTC reported that the voluntary codes of the alcohol industry permitted alcohol advertising in media where as little as 50 percent of the audience was of legal age. Only half the companies studied were able to show that nearly all of their ads reached a majority legal-age audience; the other half either provided data showing that a substantial portion of their ads did not comply with the 50 percent guideline or failed to obtain the data needed to evaluate their code compliance. Noting that the 50 percent standard permitted alcohol advertising to reach large numbers of underage consumers, FTC recommended that the industry raise the placement standard and measure compliance against reliable up-to-date audience composition data.[21]

[20] More detailed information can be found in the special report by Pemberton and colleagues entitled Underage Alcohol Use: Findings from the 2002-2006 National Surveys on Drug Use and Health. See http://www.oas.samhsa.gov/underage2k8/underage.pdf.

[21] For more information, see *Self-Regulation in the Alcohol Industry* (FTC, 1999), available at http://www.ftc.gov/reports/alcohol/alcoholreport.htm.

Exhibit 2.15: Source of Last Alcohol Used among Past-Month Alcohol Users Ages 12–20, by Age Group: 2010–2011 (SAMHSA, CBHSQ, NSDUH, Special Data Analysis, 2012)

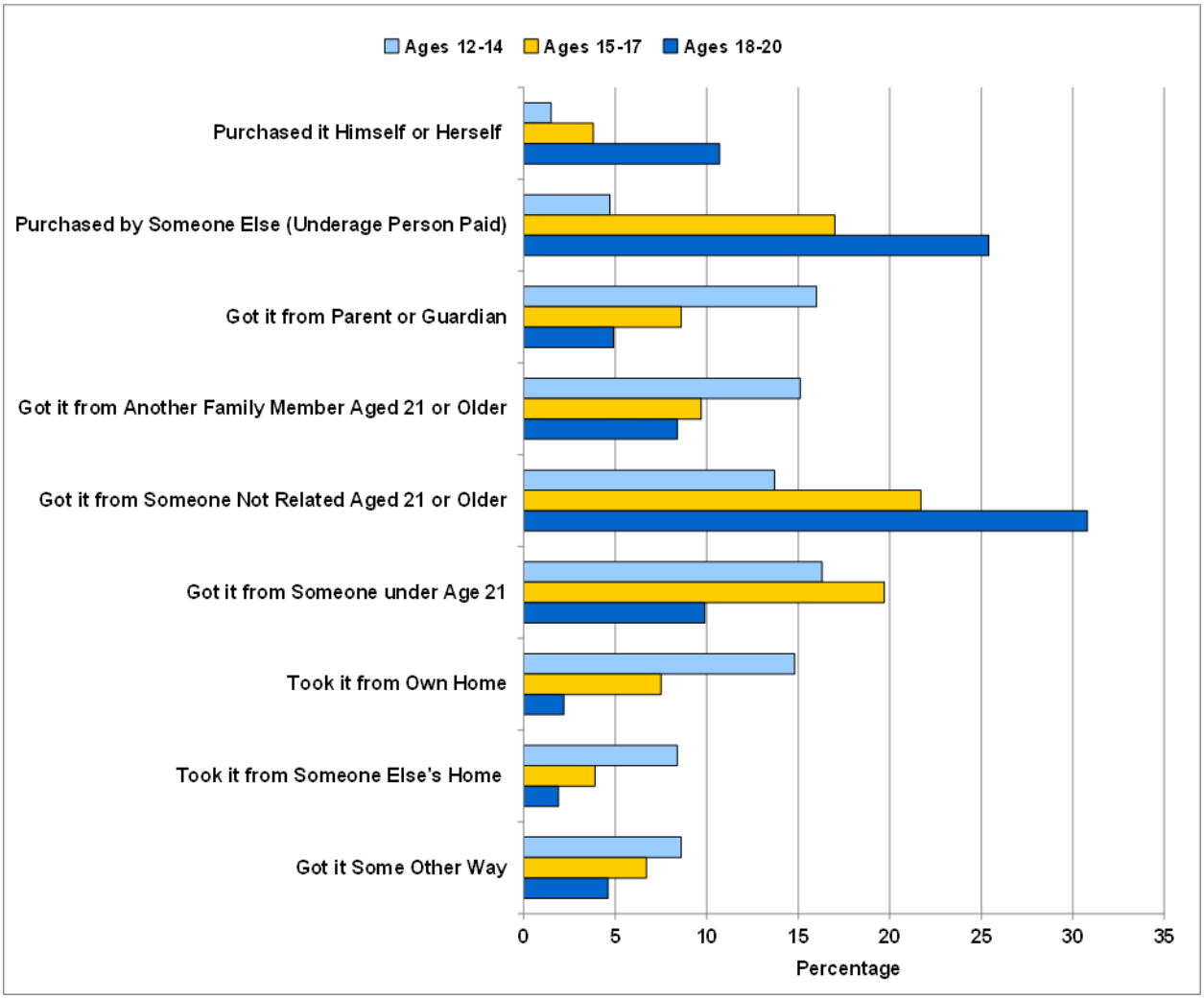

2003 Alcohol Report

FTC's 2003 review reported that over 99 percent of the radio, television, and magazine advertising budgets for alcohol brands whose target audience included 21-year-olds were expended in compliance with the 50 percent placement standard. FTC also announced that the alcohol industry had agreed to amend its voluntary codes to require that adults over 21 constitute at least 70 percent (thus reducing the permissible underage percentage to 30 percent) of the audience for TV, magazine, and radio ads, based on reliable data. To facilitate compliance, the revised codes of the beer and spirits industries required members to conduct periodic post-placement audits and promptly remedy any identified problems.[24]

[24] For more information, see *Alcohol Marketing and Advertising* (FTC, 2003), available at http://www.ftc.gov/os/2003/09/alcohol08report.pdf.

2008 Alcohol Report

In 2008, FTC published its third study of alcohol advertising, evaluating compliance with the 70 percent placement standard and other matters relating to underage exposure. Data showed that 92.5 percent of advertising placements complied with the 70 percent standard; furthermore, because placements that missed the target were concentrated in smaller media, more than 97 percent of total alcohol advertising "impressions" (individual exposures to advertising) met the standard. When advertising exposure data were aggregated across companies and measured media, about 86 percent of the alcohol advertising audience consisted of legal-age adults.[25]

Youth Drinking Is Correlated with Adult Drinking Practices

Generational transmission has been widely hypothesized as one factor shaping the alcohol consumption patterns of young people. Whether through genetics, social learning, or cultural values and community norms, researchers have repeatedly found a correlation between youth drinking practices and those of their adult relatives and other community adults (SAMHSA, 2008). Nelson and colleagues (2009) demonstrated this relationship at the population (state) level. State estimates of youth and adult current drinking and binge drinking from 1993 through 2005 were significantly correlated when pooled across years. These results suggest that some policies that primarily affect adult drinkers (e.g., pricing and taxation, hours of sale, on-premises drink promotions) may affect underage drinking.

Despite Meaningful Progress, Underage Drinking Remains Unacceptably High

Available data from 1975 to 2011 document that the prevalence of drinking among 12th graders peaked in 1978 for lifetime use and past-year use (Johnston et al., 2012a). Lifetime alcohol use among 12th graders in 2006 showed a statistically significant decline from 2005, dropping from 75.1 percent to 72.7 percent (Johnston, O'Malley, Bachman, & Schulenberg, 2007). Levels of lifetime alcohol use remained steady from 2007 to 2011 (Johnston et al., 2009a, 2012a). Past-month use among 12th graders increased from 1975 to 1978, decreased slightly from 1978 to 1988, decreased from 1988 to 1993, increased from 1993 to 1997, decreased from 1997 to 2002, remained steady from 2002 to 2005, and has decreased slightly since then (Johnston et al., 2009a,c; 2012a) (Exhibit 2.16).

Binge drinking in the past 2 weeks among 12th graders peaked in 1981, held steady in 1982, and then declined from 40.8 percent in 1983 to a low of 27.5 percent in 1993—a decrease of almost one third, and thus a significant improvement (Johnston et al., 2009a). From 1993 to 1998, binge drinking rose by about 4 percentage points among 12th graders. After increasing to 32 percent in 1998, the rate among 12th graders dropped to 25 percent by 2006, where it remained through 2009; it then declined significantly to 22 percent by 2011—a new low (Johnston et al., 2012a). An upward drift in binge drinking among 8th graders occurred from 1991 (10.9 percent) to 1996 (13.3 percent) and among 10th graders from 1991 (21.0 percent) to 2000 (24.1 percent). After those peaks, a slight decline in binge use occurred in all three grades until 2002, when rates fell

[25] For more information, see *Self-Regulation in the Alcohol Industry* (FTC, 2008), available at http://www.ftc.gov/os/2008/06/080626alcoholreport.pdf.

Exhibit 2.16: Trends in 30-Day Prevalence of Alcohol Use for 12th Graders, 1975–2011 (Johnston et al., 2012a)

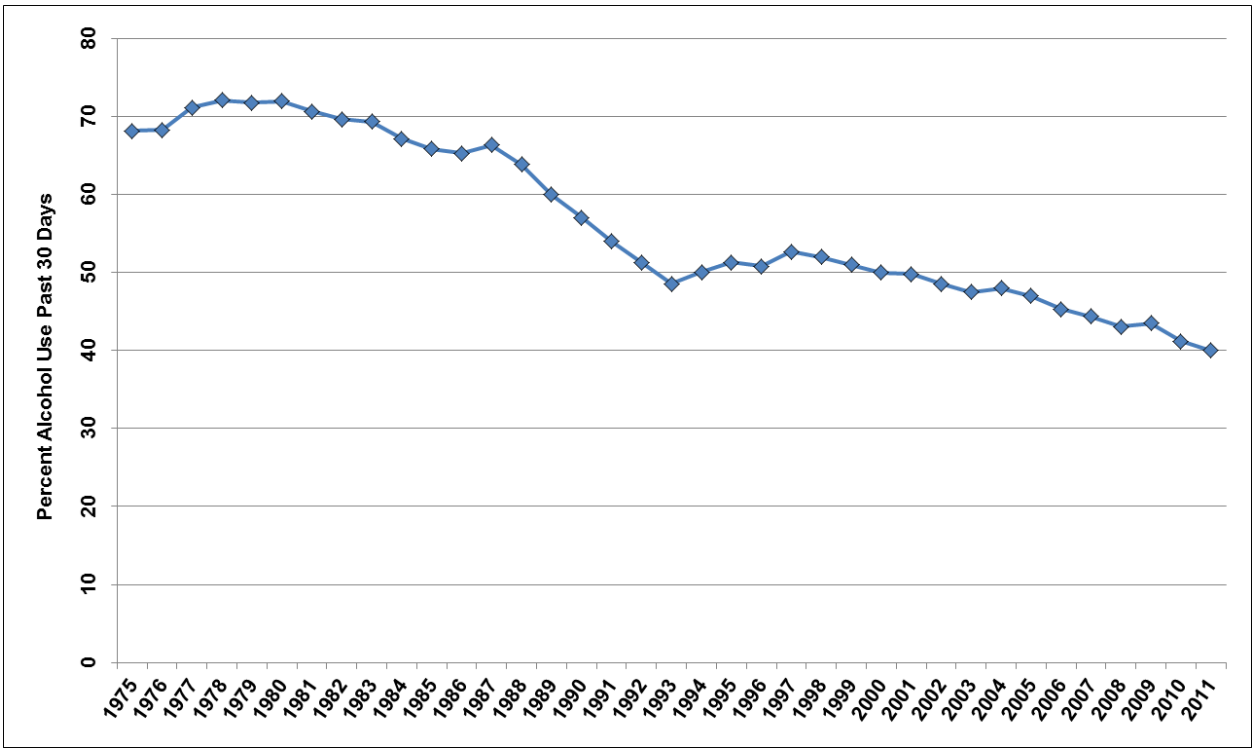

appreciably. Since 2002, there have been statistically significant declines in binging for all three grades (Johnston et al., 2012a). Faden and Fay (2004) examined similar underage drinking data from NSDUH, MTF, and YRBS from 1990 to 2002. Trend analyses "show a pattern of relative stability or decreases in the late 1990s and early 2000s for all groups on all measures with the exception of daily drinking by 10th graders in MTF and drinking five or more drinks in a row by 10th graders in YRBS" (Faden & Fay, 2004, p. 1393). These authors continue: "these results considered together offer stronger support for the finding of stability or decrease in youth drinking prevalence in the past 10 years or so than results from any one survey do by themselves." More recent analyses of the same data sources (Chen, Yi, & Faden, 2011) show continued declines in past-month and binge alcohol use through 2009.

These results are encouraging. Meaningful progress is being made. However, as the following sections demonstrate, the consequences of underage drinking remain a substantial threat to public health. From this perspective, the prevalence of alcohol use by persons under age 21 remains unacceptably high.

Consequences and Risks of Underage Drinking

Underage drinking is a problem for individuals and society. Underage drinking is a threat to public health and safety, with profound consequences for youth, their families, and their communities. According to the *Call to Action*, about 5,000 people under age 21 die annually from alcohol-related injuries involving underage drinking. Underage drinking also results in enormous economic costs. In 2006, almost $24.6 billion (about 11 percent) of the total $223.5

billion economic costs of excessive alcohol consumption were related to underage drinking. The costs largely resulted from losses in workplace productivity (58 percent of the total cost), law enforcement and other criminal justice expenses related to excessive alcohol consumption (19 percent of the total cost), health care expenses for problems caused by excessive drinking (15 percent of the total cost), and motor vehicle crash costs from impaired driving (6 percent of the total cost). Most productivity losses (28 percent) were due to deaths from alcohol-attributable conditions involving underage youth (Bouchery et al., 2011).

Underage drinking is a complex problem that results in a range of adverse short- and long-term consequences. The following sections describe some of these negative consequences, which include the negative effects of alcohol consumption on underage drinkers and consequences for those around them (referred to as secondary effects of underage alcohol use).

Alcohol-Related Motor Vehicle Traffic Crashes

The greatest mortality risk for underage drinkers is motor vehicle crashes. In 2010, of the 1,936 drivers ages 15 to 20 who were killed in motor vehicle traffic crashes:

- 587 (30 percent) had a BAC of 0.01 or higher.
- 97 (5 percent of all fatally injured drivers this age) had a BAC of 0.01 to 0.07 g/dL.
- 490 (25 percent of fatally injured drivers this age) had a BAC of 0.08 g/dL or higher (NHTSA FARS, 2010).

In 2010, of the 373 nonoccupants (pedestrians and pedal cyclists) in the 15- to 20-year-old age group killed in motor vehicle traffic crashes, 85 (23 percent) had a BAC of 0.01 g/dL or higher, 13 (3 percent of all nonoccupant fatalities this age) had a BAC of 0.01–0.07 g/dL, and 72 (19 percent of nonoccupant fatalities this age) had a BAC of 0.08 g/dL or higher (NHTSA FARS, 2010). Relative to adults, young people who drink and drive have an increased risk of alcohol-related crashes because of their increased impairment from a given amount of alcohol and, perhaps because of their relative inexperience behind the wheel. One study found that a BAC of 0.08 g/dL rendered adult drivers in all age and gender groups 11 times more likely than sober drivers to die in a single-vehicle crash. In a classic paper, Zador (1991) reported that in 16- to 20-year-olds, a BAC of 0.08 g/dL rendered male drivers 52 times more likely and female drivers 94 times more likely than sober gender-matched drivers the same age to die in a single-vehicle fatal crash.

The distribution of fatalities in motor vehicle traffic crashes involving a 15- to 20-year-old driver with a BAC of 0.08 g/dL or higher by person type in 2010 is shown in Exhibit 2.17.

According to 2011 NSDUH survey data, about 3.6 percent of 16-year-olds, 6.7 percent of 17-year-olds, 10.0 percent of 18-year-olds, 14.2 percent of 19-year-olds, and 16.5 percent of 20-year-olds reported driving under the influence of alcohol at least once in the past year (SAMHSA, detailed tables, 2012b). In general, the reported prevalence of driving under the influence of alcohol increases with age until about age 25, although there is some variation among survey years. For example, according to the 2010 NSDUH data, prevalence of driving under the influence of alcohol peaked at age 22, and then declined for older persons. Overall, 24.1 percent of high school students in the 2011 YRBS had, in the past 30 days, ridden with a driver who had been drinking; 27.7 percent of seniors had done so (CDC, 2012).

Exhibit 2.17: Distribution of Fatalities in Motor Vehicle Traffic Crashes Involving a 15- to 20-Year-Old Driver with a BAC of 0.08 or Higher by Person Type in 2010 (NHTSA FARS, 2010)

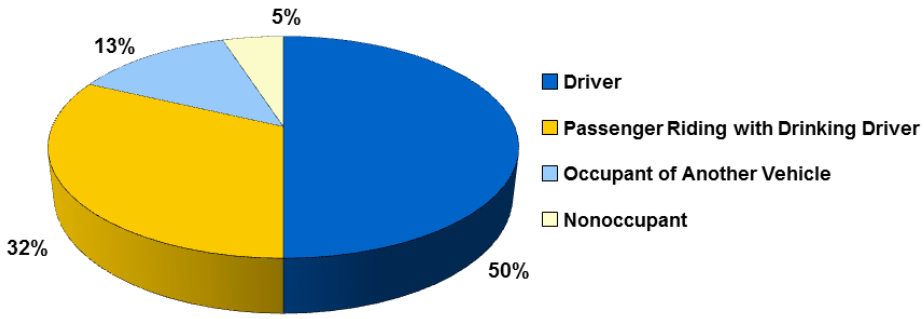

Other Unintentional Injuries such as Burns, Falls, and Drowning

Motor vehicle traffic crashes, homicide, and suicide are the three leading causes of death among youths ages 12 to 20 (Exhibit 2.18). In addition to motor vehicle crashes, underage drinking contributes to all major causes of fatal and nonfatal trauma experienced by young people. In 2009, 2,410 youths ages 12 to 20 died from unintentional injuries other than motor vehicle crashes, such as poisoning, drowning, falls, burns (CDC, 2011). Research suggests that about 40 percent of these deaths were attributable to alcohol (Smith, Branas, & Miller, 1999).

Suicide, Homicide, and Violence

Data from 17 states shows that among suicide decedents tested who were ages 10 to 19 (all of whom were under the legal drinking age in the United States), 12 percent had BACs >0.08 g/dL (Crosby et al., 2009). One study (Smith et al., 1999) estimated that, for the population as a whole, nearly a third (31.5 percent) of homicides and almost a quarter (22.7 percent) of suicides were attributable to alcohol (i.e., involved a decedent with a BAC of 0.10 g/dL or greater). Another study focused on youth suicide estimated that 9.1 percent of hospital-admitted suicide acts by those under 21 years old involved alcohol and that 72 percent of these cases were attributable to alcohol (Miller et al. 2006).

Police and child protective services records suggest that those under age 21 commit 30 percent of murders, 31 percent of rapes, 46 percent of robberies, and 27 percent of other assaults (Miller et al., 2006). As the authors note, relying on victim reports rather than agency records would yield higher estimates. For the population as a whole, an estimated 50 percent of violent crime is related to alcohol use by the perpetrator (Harwood, Fountain, & Livermore, 1998). The degree to which violent crimes committed by those under 21 are alcohol related is yet unknown.

Years of Potential Life Lost Due to Alcohol

Approximately 30 years of potential life are lost for persons with an alcohol-attributable death across all age groups (CDC, 2004). By comparison, each person who dies from cancer loses an average of 15 years of life, and each person who dies from heart disease loses an average of 11 years of life (Ries et al., 2003). Persons under age 21 who die as a result of alcohol use lose an average of 60 years of potential life (CDC, 2011).

Exhibit 2.18: Leading Causes of Death for Youth Ages 12–20: 2009 (CDC WISQARS, 2012)[26]

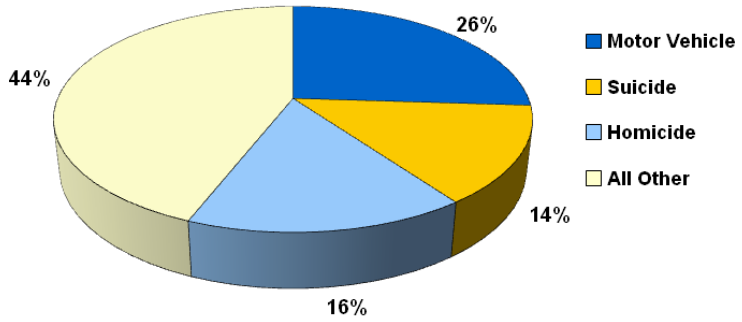

Risky Sexual Activity

According to the Surgeon General's *Call to Action*, underage drinking plays a significant role in risky sexual behavior, including unwanted, unintended, and unprotected sexual activity, as well as sex with multiple partners. Such behavior increases the risk for unplanned pregnancy and for contracting sexually transmitted diseases (STDs), including infection with HIV, the virus that causes AIDS (Cooper & Orcutt, 1997). When pregnancies occur, underage drinking may result in fetal alcohol spectrum disorders (FASDs), including fetal alcohol syndrome, which remains a leading cause of mental retardation (Warren & Bast, 1988; Stratton, Howe, & Battaglia, 1996; Jones, Smith, Ulleland, & Streissguth, 1973). A review article by Nolen-Hoeksema cites a number of studies suggesting that underage drinking by both victim and assailant increases the risk of physical and sexual assault (Nolen-Hoeksema, 2004; Abbey, 2011).

Adverse Consequences of College Drinking

One NIAAA-funded study (Abbey et al., 1996) reported that over half of college women respondents had experienced some form of sexual assault. Slightly less than one third of these assaults were characterized by respondents as attempted or completed rapes. However, the incidence of college sexual assaults is difficult to measure, and different studies report different rates. A review by Abbey (2011) of three relevant studies (Abbey et al, 2004; Seto and Barbaree, 1995; Testa, 2002) concludes that approximately half of all reported and unreported sexual assaults involve alcohol consumption by the perpetrator, victim, or both, Abbey further reports that, typically, if the victim consumes alcohol, the perpetrator does as well. Estimates of perpetrators' intoxication during the incident ranged from 30 percent to 75 percent.

Many other adverse social consequences are linked with college alcohol consumption. Hingson and colleagues (2009) estimated that annually more than 696,000 college students were assaulted or hit by another student who had been drinking; another 599,000 were unintentionally injured while under the influence of alcohol. Research suggests that roughly 474,000 students ages 18 to 24 have unprotected sex due to drinking, and each year more than 100,000 students ages 18 to 24 report having been too intoxicated to know if they consented to having sex (Exhibit 2.19). Approximately 25 percent of college students report academic consequences as a result of their

[26] CDC's web-based Injury Statistics Query and Reporting System (WISQARS) is an interactive database system that provides customized reports of injury-related data.

Exhibit 2.19: Prevalence of Alcohol-Related Morbidity and Mortality among College Students Ages 18–24 (calculated using methods presented in Hingson et al., 2005, 2009)

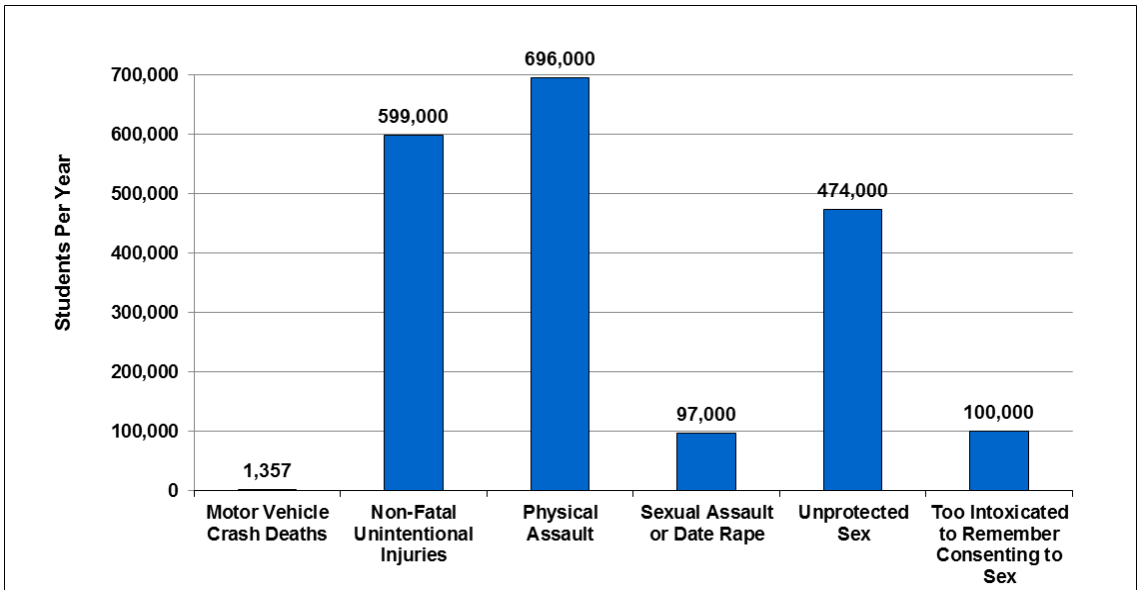

drinking, including missing class, falling behind, doing poorly on exams or papers, and receiving lower grades overall. About 11 percent of college student drinkers report having damaged property while under the influence of alcohol (Hingson et al., 2005).

Potential Brain Impairment

Adverse effects on normal brain development are a potential long-term risk of underage alcohol consumption. Neurobiological research suggests that adolescence may be a period of unique vulnerability to the effects of alcohol. For example, early heavy alcohol use may have negative effects on the actual physical development of the brain structure of adolescents (Brown & Tapert, 2004), as well as on brain functioning. Negative effects indicated by neuropsychological studies include decreased ability in planning, executive functioning, memory, spatial operations, and attention, all of which play important roles in academic performance and future levels of functioning (Giancola & Mezzich, 2000; Brown, Tapert, Granholm, & Dellis, 2000; Tapert & Brown, 1999; Tapert et al., 2001). As Brown and colleagues (2000) note, these deficits may put alcohol-dependent adolescents at risk for falling farther behind in school, putting them at an even greater disadvantage relative to nonusers. Some of these cross-sectional findings are supported by longitudinal analyses (Squeglia, Jacobus, & Tapert, 2009).

Impaired Academic Performance

Underage drinking including binge drinking affects academic performance. Students who reported binge drinking were three times more likely to report earning mostly Ds and Fs on their report cards compared with non–binge drinkers (Miller, Naimi, Brewer, & Jones, 2007).

Increased Risk of Developing an Alcohol Use Disorder Later in Life

Early-onset alcohol use (14 or younger), alone and in combination with escalated drinking in adolescence, has been noted in several studies as a risk factor for the development of alcohol-

related problems in adulthood (Agrawal et al., 2009; Dawson et al., 2008; Grant & Dawson, 1997; Gruber, DiClemente, Anderson, & Lodico, 1996; Hawkins et al., 1997; Schulenburg, O'Malley, Bachman, Wadsworth, & Johnston, 1996; York, Welte, Hirsch, Hoffman, & Barnes, 2004). Grant and Dawson (1997) found that more than 40 percent of persons who initiated drinking before age 13 met diagnostic criteria for alcohol dependence at some time in their lives. By contrast, alcohol dependence rates among those who started drinking at ages 17 and 18 were 24.5 percent and 16.6 percent, respectively (Exhibit 2.20). Data from the 2009–2011 NSDUH survey suggest a similar relationship between age of initiation and development of alcohol-related problems. Only 10 to 11 percent of persons who started at age 21 or older met the criteria.

The onset of alcohol consumption in childhood or early adolescence is a marker for later alcohol-related problems, including heavier adolescent use of alcohol and other drugs (Robins & Przybeck, 1985; Hawkins et al., 1997). Adults who started drinking at age 14 were three times more likely to report driving after drinking too much ever in their lives than were those who began drinking after age 21. Crashes were four times as likely for those who began drinking at age 14 as for those who began drinking after age 21 (Hingson, Heeren, Levenson, Jamanka, & Voas, 2001). Children of parents who binge are twice as likely to binge themselves and to meet alcohol dependence criteria.

Underage Drinking: A Developmental Phenomenon

As the Acting Surgeon General wrote in the introduction to the *Call to Action*:

> …the latest research also offers hopeful new possibilities for prevention and intervention by furthering our understanding of underage alcohol use as a developmental phenomenon—as a behavior directly related to maturational processes in adolescence. New research explains why adolescents use alcohol differently from adults, why they react uniquely to it, and why alcohol can pose such a powerful attraction to adolescents, with unpredictable and potentially devastating outcomes.

This understanding of underage alcohol use as a developmental phenomenon is one of the major themes of the *Call to Action* and is an important concept in this report.

Exhibit 2.20: Ages of Initiation and Levels of DSM Diagnoses for Abuse and Dependence (Grant & Dawson, 1997)

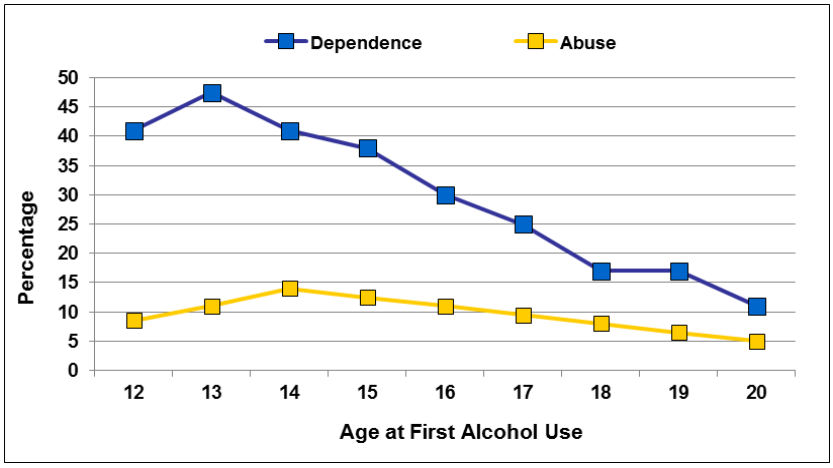

Adolescence is the period between the onset of puberty[27] and the assumption of adult roles. It is a time of particular vulnerability to alcohol use and its consequences for a variety of developmental reasons, some specific to the individual and others related to the biological and behavioral changes produced by adolescence itself. In addition, alcohol can present a special allure to some adolescents for social, genetic, psychological, and cultural reasons. Recent advances in the fields of epidemiology, developmental psychopathology, human brain development, and behavioral genetics have provided new insights into adolescent development and its relationship to underage alcohol use.

Adolescent alcohol consumption is a complex behavior influenced by multiple factors, including the normal maturational changes that all adolescents experience; the various social and cultural contexts in which adolescents live (e.g., family, peers, and school); genetic, psychological, and social factors specific to each adolescent; and environmental factors that influence the availability and appeal of alcohol (e.g., enforcement of underage alcohol policies, marketing practices, and media exposure). Biological factors internal to the adolescent, such as genes and hormones, interact with factors external to the adolescent, such as peers, school, and the overall culture, in determining whether and to what extent an adolescent will use alcohol. Internal and external factors influence each other in reciprocal ways as the adolescent's development unfolds over time. Youths are not uniformly at risk for alcohol consumption nor are they uniformly at risk over the span of their own adolescence.

An important aspect of understanding the adolescent attraction to alcohol, as well as the means by which its use can be prevented or reduced, is appreciating the significant influence of the many social systems in which adolescents operate. These different social systems both influence adolescents and are, in turn, influenced by adolescents (Bronfenbrenner, 1979). As shown in Exhibit 2.21, these systems include the adolescent's family, peers, school, extracurricular and

Exhibit 2.21: Systems That Influence Adolescent Behavior (HHS, 2007)

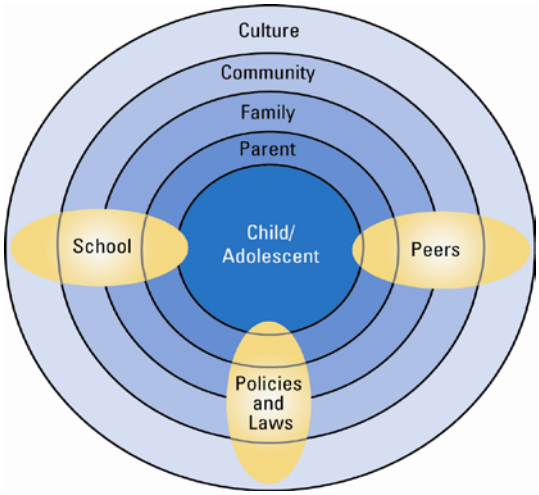

[27] For the purpose of this report, puberty is defined as a sequence of events by which a child becomes a young adult characterized by secretions of hormones, development of secondary sexual characteristics, reproductive functions, and growth spurts.

community activities, sports teams and clubs, religious institutions, other diverse organizations with which the adolescent interacts, part-time work, the community itself, the culture, and even influences from around the world accessed through the internet and other electronic resources. Each social system exposes the adolescent to both positive and negative influences, potentially increasing or decreasing the adolescent's risk of alcohol use. These multiple systems interact and may reinforce or counteract each other. Exhibit 2.21 represents the multiple systems in which adolescents are embedded. Their relative influences vary across development.

Each system may affect an adolescent's decision to use alcohol. To protect adolescents properly from alcohol use, parents and other adults must be involved in multiple social systems as individuals, citizens, and voters. By understanding the roles these systems play in the teen's life and by acting strategically on the basis of established and emerging research, parents, other adults, and the nation can reduce the risk and consequences of underage alcohol use.

An understanding of underage alcohol use as a developmental phenomenon sheds significant light on the particular vulnerabilities of adolescents to alcohol use, as well as protective measures likely to prevent and reduce underage drinking. Some of the most important developmental findings included in the *Call to Action* are discussed below.

The Developing Adolescent Brain

During adolescence, dramatic changes to the brain's structure, neuron connectivity ("wiring"), and physiology occur (Restak, 2001). These changes affect everything from emerging sexuality to emotionality and judgment. However, not all parts of the brain mature at the same time. Differences in maturational timing across the brain can result in impulsive decisions or actions, disregard for consequences, and emotional reactions that can lead to alcohol use or otherwise put teenagers at serious risk.

Stress and Adolescent Transitions

The physical effects of puberty create dramatic changes in the sexual and social experiences of maturing adolescents that require significant psychological and social adaptation, creating stress that may contribute to increased consumption of alcohol during the adolescent period (Tschann et al., 1994). In graduating from elementary to middle school, from middle to high school, and from high school to college or the workplace, adolescents face new stressors. Research shows a link between stress and alcohol consumption. For example, research on nonhuman primates shows that adolescent monkeys double their alcohol intake under stress and that excessive alcohol consumption is related to changes in stress hormones and serotonin (Barr et al., 2004).

Personality Traits

Studies of adolescent drinking have repeatedly failed to find specific sets of personality traits that uniquely predict alcohol use in adolescents. Nonetheless, research does show that adolescents who use alcohol heavily or have alcohol use disorders (AUDs) do exhibit certain shared personality traits (also shared by some adolescents who do not abuse alcohol). High levels of impulsiveness, aggression, conduct problems, novelty seeking (Gabel et al., 1999); low harm avoidance (Jones & Heaven, 1998); and other risky behaviors in childhood and early adolescence may be associated with future heavy alcohol use and AUDs (Soloff et al., 2000).

Mental Disorders

Depression and anxiety are risk factors for alcohol problems because some people drink to cope with internal distress. Adolescents with defined mental disorders have significantly elevated rates of alcohol and other drug use problems. Because many young people are involved not only with alcohol but also with other substances, and may also have a co-occurring mental disorder, interventions should be designed to address this complexity.

Adolescents from Families with a Family History of Alcohol Dependence

Children whose families include individuals who abuse alcohol are at increased risk for alcohol dependence throughout their lives. Genes account for over half of the risk for alcohol dependence; environmental factors account for the rest. However, no single gene accounts for the majority of risk. The development of a complex behavioral disorder such as alcohol dependence likely depends on specific genetic factors interacting with one another, multiple environmental factors, and the interaction between genetic and environmental factors. Research suggests that genes have a stronger influence on the development of problematic use, whereas environment seems to play a greater role in initiation of use (Rhee et al., 2003). The current college environment may increase the likelihood that persons with genetic predispositions to alcohol use disorders will have those predispositions expressed (Timberlake et al., 2007).

Sensitivity to Effects of Alcohol Use

Animal research indicates that adolescents in general are more sensitive than adults to the stimulating effects of alcohol and less sensitive to some of the aversive effects of acute alcohol intoxication, such as sedation, hangover, and ataxia (loss of muscular coordination) (Doremus et al., 2003; Little et al., 1996; Silveri & Spear, 1998; Varlinskaya & Spear, 2004; White et al., 2002; for review, see Spear, 2000, and Spear & Varlinskaya, 2005). This differing sensitivity may make adolescents more vulnerable to certain harmful effects of alcohol use. For example, adolescents are able to drink more than adults (who might pass out or be inclined to go to sleep) and therefore are more likely than adults to initiate activities when they are too impaired to perform them competently, such as driving. They are also more likely to drink to the point of coma. Furthermore, in the case of driving, each drink increases impairment more for adolescents than for adults (Hingson & Winter, 2003). Children whose parents abuse alcohol may be at even greater risk for excessive drinking resulting from a combination of genetic and developmental factors that lower their sensitivity to alcohol.

These issues are reviewed in detail in *Underage Drinking: Understanding and Reducing Risk in the Context of Human Development*, a special supplement of the journal *Pediatrics* (2008).

Intervening Amidst Complexity

Underage alcohol use is a highly complex phenomenon driven by a variety of interacting factors. A developmental approach to preventing and reducing underage alcohol use takes into account these complex forces and factors that determine an adolescent's decision to use or not use alcohol. Complex interactions among biological, social, cultural, and environmental factors evolve as maturation proceeds; thus, the same adolescent at age 13 and later at age 17 will have different developmental needs and require different protective structures and skills to avoid using alcohol. To further complicate matters, periods of rapid transition, reorganization, and growth

spurts alternate with periods of quiet and consolidation—all within a changing social context. A developmental approach to the prevention and reduction of underage drinking recognizes the importance of all environmental and social systems that affect adolescents, as well as adolescents' maturational processes and individual characteristics.

An advantage of understanding underage alcohol use as a developmental phenomenon is the unique insight it provides into risk and protective factors. Although the problem of underage drinking is complex, it is not insurmountable. A developmental approach makes clear the need for a coordinated national effort to prevent and reduce underage drinking and for the active involvement of both public and private sectors as well as parents, other caregivers, and other adults. Success in solving a public health and safety problem as complex as underage drinking will require the engagement of every American, as the *Call to Action* puts it, "in a national effort to address underage drinking early, continuously, and in the context of human development. Underage alcohol use is everybody's problem—and its solution is everybody's responsibility."

Conclusion

As the data in this chapter demonstrate, characteristics of underage drinking such as age of initiation, current usage, and amounts consumed have fluctuated over the years. There is cause for some optimism, as the average age of first use has slowly risen, while binge-drinking rates show a gradual decline. Nevertheless, the overall rates of underage drinking remain unacceptably high, with the ability of youth to gain access to alcohol remaining relatively easy, particularly during the college years. The risks associated with this access are profound, resulting in traffic fatalities, injuries, suicides and homicides, and risky sexual behavior, as well as adverse effects on brain development and academic performance.

CHAPTER 3
A Coordinated Federal Approach to Preventing and Reducing Underage Drinking

The 2006 STOP Act records the sense of Congress that "a multi-faceted effort is needed to more successfully address the problem of underage drinking in the United States. A coordinated approach to prevention, intervention, treatment, enforcement, and research is key to making progress. This Act recognizes the need for a focused national effort, and addresses particulars of the federal portion of that effort as well as federal support for state activities."

A Coordinated Approach

The congressional mandate to develop a coordinated approach to prevent and reduce underage drinking and its adverse consequences recognizes that alcohol consumption by those under 21 is a serious, complex, and persistent societal problem with significant financial, social, and personal costs. Congress also recognizes that a long-term solution will require a broad, deep, and sustained national commitment to reducing the demand for, and access to, alcohol among young people. That solution will have to address not only the youth themselves but also the larger society that provides a context for that drinking and in which images of alcohol use are pervasive and drinking is seen as normative.

The national responsibility for preventing and reducing underage drinking involves government at every level: institutions and organizations in the private sector; colleges and universities; public health and consumer groups; the alcohol and entertainment industries; schools; businesses; parents and other caregivers; other adults; and adolescents themselves. This section of the present report, while equally inclusive, nonetheless focuses on the activities of the federal government and its unique role in preventing and reducing underage drinking. Through leadership and financial support, the federal government can influence public opinion and increase public knowledge about underage drinking; enact and enforce relevant laws; fund programs and research that increase understanding of the causes and consequences of underage alcohol use; monitor trends in underage drinking and the effectiveness of efforts designed to reduce demand, availability, and consumption; and lead the national effort.

All Interagency Coordinating Committee on Preventing Underage Drinking (ICCPUD) agencies and certain other federal partners will continue to contribute their leadership and vision to the national effort to prevent and reduce underage alcohol use. Each participating agency plays a role specific to its mission and mandate. For example, the National Institute on Alcohol Abuse and Alcoholism (NIAAA) supports biomedical and behavioral research on the prevalence and patterns of alcohol use across the lifespan and of alcohol-related consequences—including abuse and dependence injuries and effects on prenatal, child, and adolescent development. This body of research includes studies on alcohol epidemiology, metabolism, genetics, neuroscience, prevention, and treatment. NIAAA and the Centers for Disease Control and Prevention (CDC) provide the research to promote an understanding of the serious nature of underage drinking and its consequences. In general, the Substance Abuse and Mental Health Services Administration (SAMHSA), the National Highway Traffic Safety Administration (NHTSA), and the Department of Education (ED) conduct programs to reduce underage demand for alcohol, and the Department of Justice (DoJ), through its Office of Juvenile Justice and Delinquency Prevention (OJJDP), works to reduce underage consumption of and access to alcohol, as well as the availability of alcohol itself. SAMHSA, CDC, and NIAAA conduct surveillance that gathers the latest data on underage alcohol use and the effectiveness of programs designed to prevent and reduce it. NHTSA, CDC, SAMHSA, NIAAA, and the National Institute on Drug Abuse (NIDA)

gather data on adverse consequences. As these agencies interact with one another, the activities and expertise of each inform and complement the others, creating a synergistic, integrated federal program for addressing underage drinking in all its complexity.

Federal Agencies Involved in Preventing and Reducing Underage Drinking

Multiple federal agencies are involved in preventing and reducing underage drinking. Each currently sponsors programs that address underage alcohol consumption, and each is a member of ICCPUD. The agencies and their primary roles related to underage drinking are as follows:

1. **U.S. Department of Health and Human Services (HHS)/Administration for Children and Families (ACF):** ACF is responsible for federal programs that promote the economic and social well-being of families, children, individuals, and communities. Many of these programs strengthen protective factors and reduce risk factors associated with underage drinking. Website: http://www.acf.hhs.gov
2. **HHS/Office of the Assistant Secretary for Planning and Evaluation (ASPE):** ASPE is the principal advisor to the HHS Secretary on policy development and is responsible for major activities in policy coordination, legislation development, strategic planning, policy research, evaluation, and economic analysis. Website: http://www.aspe.hhs.gov
3. **HHS/CDC:** CDC's mission is to promote health and quality of life by preventing and controlling disease, injury, and disability. Consistent with that mission, CDC is involved in strengthening the scientific foundation for the prevention of underage and binge drinking. This includes assessing the problem through public health surveillance and epidemiological studies of underage drinking and its consequences. CDC also evaluates the effectiveness of prevention policies and programs, and examines underage drinking as a risk factor through programs that address health problems such as injury and violence, sexually transmitted diseases, and fetal alcohol spectrum disorders (FASDs). CDC trains new researchers in alcohol epidemiology and builds state public health system capacity. CDC also conducts systematic reviews of what works to prevent alcohol-related injuries and harms. Website: http://www.cdc.gov
4. **HHS/Indian Health Service (IHS):** IHS is responsible for providing federal health services to American Indians and Alaska Natives. The IHS is the principal federal health care provider and health advocate for American Indians and Alaska Natives, and its goal is to raise their health status to the highest possible level. The IHS provides a comprehensive health service delivery system for approximately 2 million American Indians and Alaska Natives who belong to 566 federally recognized Tribes in 36 states. Website: http://www.ihs.gov
5. **HHS/National Institutes of Health (NIH) NIAAA:** NIAAA provides leadership in the effort to reduce alcohol-related problems by conducting and supporting alcohol-related research; collaborating with international, national, state, and local institutions, organizations, agencies, and programs; and translating and disseminating research findings to health care providers, researchers, policymakers, and the public. Website: http://www.niaaa.nih.gov

6. **HHS/NIH National Institute on Drug Abuse (NIDA):** NIDA's mission is to "lead the Nation in bringing the power of science to bear on drug abuse and addiction." NIDA supports most of the world's research on the health aspects of drug abuse and addiction, and carries out programs that ensure rapid dissemination of research to inform policy and improve practice. Website: http://www.nida.nih.gov
7. **HHS/Office of the Surgeon General (OSG):** The Surgeon General is America's chief health educator, giving Americans the best available scientific information on how to improve their health and reduce the risk of illness and injury. OSG oversees the 6,500-member Commissioned Corps of the U.S. Public Health Service and assists the Surgeon General with other duties as well. Website: http://www.surgeongeneral.gov
8. **HHS/SAMHSA:** SAMHSA's mission is to reduce the impact of substance abuse and mental illness on America's communities. SAMHSA works toward underage drinking prevention by supporting state and community efforts, promoting the use of evidence-based practices, educating the public, and collaborating with other agencies and interested parties. Website: http://www.samhsa.gov
9. **Department of Defense (DoD):** DoD coordinates and oversees government activities relating directly to national security and military affairs. Its alcohol-specific role involves preventing and reducing alcohol consumption by underage military personnel and improving the health of service members' families by strengthening protective factors and reducing risks factors in underage alcohol consumption. Website: http://www.defense.gov
10. **ED/Office of Safe and Healthy Students (OSHS):** OSHS administers, coordinates, and recommends policy to improve the effectiveness of programs providing financial assistance for drug and violence prevention activities and activities that promote student health and well-being in elementary and secondary schools and institutions of higher education. Activities may be carried out by state and local educational agencies or other public or private nonprofit organizations. OSHS supports programs that prevent violence in and around schools; prevent illegal use of alcohol, tobacco, and drugs; engage parents and communities; and coordinate with related federal, state, school, and community efforts to foster safe learning environments that support student academic achievement. Website: http://www2.ed.gov/about/offices/list/oese/index.html
11. **DoJ/OJJDP:** OJJDP provides national leadership, coordination, and resources to prevent and respond to juvenile delinquency and victimization. OJJDP supports states and communities in their efforts to develop and implement effective, coordinated prevention and intervention programs and to improve the juvenile justice system's ability to protect public safety, hold offenders accountable, and provide treatment and rehabilitation services tailored to the needs of juveniles and their families. OJJDP's central underage drinking prevention initiative, Enforcing the Underage Drinking Laws (EUDL), is a nationwide state- and community-based multidisciplinary effort that seeks to prevent access to and consumption of alcohol by those under age 21 with a special emphasis on enforcement of underage drinking laws and implementation programs that use best and most promising practices. Website: http://www.ojjdp.ncjrs.gov
12. **Department of the Treasury/Alcohol and Tobacco Tax and Trade Bureau (TTB):** TTB's mission is "to collect taxes owed, and to ensure that alcohol beverages are produced, labeled, advertised, and marketed in accordance with federal law." Website: http://www.ttb.gov

13. **Department of Transportation (DOT)/NHTSA:** NHTSA's mission is to save lives, prevent injuries, and reduce traffic-related health care and other economic costs. NHTSA develops, promotes, and implements effective educational, engineering, and enforcement programs to reduce traffic crashes and resulting injuries and fatalities, and reduce economic costs associated with traffic crashes, including underage drinking and driving crashes. Website: http://www.nhtsa.gov
14. **Federal Trade Commission (FTC):** FTC works to ensure that the nation's markets are vigorous, efficient, and free of restrictions that harm consumers. FTC has enforcement and administrative responsibilities under 46 laws relating to competition and consumer protection. As the enforcer of federal truth-in-advertising laws, the agency monitors alcohol advertising for unfair practices and deceptive claims and reports to Congress when appropriate. Website: http://www.ftc.gov
15. **Office of National Drug Control Policy (ONDCP):** The principal purpose of ONDCP is to establish policies, priorities, and objectives for the nation's drug control program. The goals of the program are to reduce illicit drug use, manufacturing, and trafficking; drug-related crime and violence; and drug-related health consequences. Part of ONDCP's efforts relate to underage alcohol use. Website: http://www.whitehousedrugpolicy.gov

The following section highlights current initiatives to prevent and reduce underage drinking and its consequences. Further details about departmental and agency programs to prevent and reduce underage drinking appear later in this chapter under "Inventory of Federal Programs by Agency."

How Federal Agencies and Programs Work Together

The STOP Act of 2006 requires the HHS Secretary, on behalf of ICCPUD, to submit an annual report to Congress summarizing "all programs and policies of federal agencies designed to prevent and reduce underage drinking." ICCPUD aims to increase coordination and collaboration in program development among member agencies so that the resulting programs and interventions are complementary and synergistic. For example, the Town Hall Meetings held in various parts of the country in 2006, 2008, 2010, and 2012 have been held in every state, the District of Columbia, and most of the Territories, and are an effective way to raise public awareness of underage drinking as a public health problem and mobilize communities to take action. At these meetings, communities have used NIAAA statistics, videos produced by NHTSA, and training materials developed by OJJDP through the EUDL program, and they have engaged governors' spouses as part of the Leadership To Keep Children Alcohol Free initiative. For the 2012 round of Town Hall Meetings, local communities were encouraged to make use of ICCPUD agency resources to create comprehensive action plans for community change.

A Commitment to Evidence-Based Practices

At the heart of any effective national effort to prevent and reduce underage drinking are reliable data on the effectiveness of specific prevention and reduction efforts. With limited resources available and human lives at stake, it is critical that professionals use the most time- and cost-effective approaches known to the field. Traditionally, efficacy has been ensured through practices that research has proven to be effective instead of those based on convention, tradition,

folklore, personal experience, belief, intuition, or anecdotal evidence. The term for practices validated by documented scientific evidence is "evidence-based practices" (EBPs).

Despite broad agreement regarding the need for EBPs, there is currently no consensus on the precise definition of an EBP. Disagreement arises not from the need for evidence, but from the kind and amount of evidence required for validation. The gold standard of scientific evidence is the randomized controlled trial, but it is not always possible to conduct such trials. Many strong, widely used, quasi-experimental designs have and will continue to produce credible, valid, and reliable evidence—these should be relied upon when randomized controlled trials are not possible. Practitioner input is a crucial part of this process and should be carefully considered as evidence is compiled, summarized, and disseminated to the field for implementation.

The Institute of Medicine (IOM), for example, defines an EBP as one that combines the following three factors: best research evidence, best clinical experience, and consistency with patient values (IOM, 2001). The American Psychological Association (APA) adopted a slight variation of this definition for the field of psychology, as follows: EBP is "the integration of the best available research with clinical expertise in the context of patient characteristics, culture, and preferences" (APA, 2005).

The federal government does not provide a single, authoritative definition of EBPs, yet the general concept of an EBP is clear: some form of scientific evidence must support the proposed practice, the practice itself must be practical and appropriate given the circumstances under which it will be implemented and the population to which it will be applied, and the practice has a significant effect on the outcome(s) to be measured. For example, the Office of Safe and Healthy Students (OSHS) requires that its grantees use EBPs in the programs they fund, and NHTSA has produced a publication entitled "Countermeasures That Work" for use by State Highway Safety Offices (SHSOs) and encourages the SHSOs to select countermeasure strategies that have either been proven effective or shown promise.

National Registry of Evidence-Based Programs and Practices

SAMHSA developed the National Registry of Evidence-based Programs and Practices (NREPP) (http://www.nrepp.samhsa.gov), a searchable database of interventions for the prevention and treatment of mental and substance use disorders that have been reviewed and rated by independent reviewers. The purpose of this registry is to assist the public in identifying approaches to preventing and treating mental and/or substance use disorders that have been scientifically tested and that can be readily disseminated to the field. NREPP is one way that SAMHSA is working to improve access to information on tested interventions and thereby reduce the lag time between the creation of scientific knowledge and its practical application in the field. In addition to helping the public find evidence-based interventions, SAMHSA and other federal agencies use NREPP to inform grantees about EBPs and to encourage their use. The NREPP database is not an authoritative list; SAMHSA does not approve, recommend, or endorse the specific interventions listed therein. Policymakers, in particular, should avoid relying solely on NREPP ratings as a basis for funding or approving interventions. Nevertheless, NREPP provides useful information and ratings of interventions to assist individuals and organizations in identifying those practices that may address their particular needs and match their specific capacities and resources. As such, NREPP is best viewed as a starting point for

further investigation regarding interventions that may work well and produce positive outcomes for a variety of stakeholders. As of fall 2012, more than 250 programs were evaluated by NREPP and posted on the NREPP website.

Guide to Community Preventive Services (Community Guide)

CDC supports the use of an evidence-informed approach for its broad range of recommendations, guidelines, and communications. This approach calls for transparency in reporting the evidence that was considered and requires that the path leading from the evidence to the recommendations or guidelines be clear and well described, regardless of the strength of the underlying evidence or the processes used in their development. The Community Guide provides the model for CDC's evidence-informed approach (http://www.thecommunityguide.org/index.html).

Under the auspices of the independent, nonfederal Community Preventive Services Task Force, the reviews found on the Community Guide website systematically assess all available scientific evidence to determine the effectiveness of population-based public health interventions and the economic benefit of all effective interventions. The Community Preventive Services Task Force reviews the combined evidence, makes recommendations for practice and policy, and identifies gaps in existing research to ensure that practice, policy, and research funding decisions are informed by the highest quality evidence.

CDC's Alcohol Program works with the Community Guide, SAMHSA, NIAAA, and other partner organizations on systematic reviews of population-based interventions to prevent excessive alcohol consumption, including underage and binge drinking and related harms. To date, the Community Preventive Services Task Force has reviewed the effectiveness of various community-based strategies for preventing underage and binge drinking, including limiting alcohol outlet density, increasing alcohol excise taxes, dram shop liability, limiting days and hours of alcohol sales, electronic screening and brief intervention for alcohol misuse, enhancing enforcement of minimum legal drinking age laws, lowering blood alcohol concentration (BAC) laws for younger drivers, and offering school-based instructional programs for preventing drinking and driving and for preventing riding with drunk drivers.

Strategies recommended by the Community Preventive Services Task Force for preventing excessive alcohol consumption include:

- **Promoting dram shop liability,** which allows the owner or server of a retail alcohol establishment where a customer recently consumed alcoholic beverages to be held legally responsible for the harms inflicted by that customer.
- **Increasing alcohol taxes,** which, by increasing the price of alcohol, is intended to reduce alcohol-related harms, raise revenue, or both. Alcohol taxes are implemented at the state and federal levels, and are beverage-specific (i.e., they differ for beer, wine, and spirits).
- **Maintaining limits on days of sale,** which is intended to prevent excessive alcohol consumption and related harms by regulating access to alcohol. Most policies limiting days of sale target weekend days (usually Sundays).
- **Maintaining limits on hours of sale,** which prevents excessive alcohol consumption and related harms by limiting the hours of the day during which alcohol can legally be sold.
- **Regulating alcohol outlet density** to limit the number of alcohol outlets in a given area.

- **Electronic screening and brief interventions (e-SBI)** to reduce excessive alcohol consumption and related harms, which use electronic devices (e.g., computers, telephones, or mobile devices) to facilitate delivery of key elements, including (1) screening individuals for excessive drinking and (2) delivering a brief intervention, which provides personalized feedback about the risks and consequences of excessive drinking.
- **Recommending against privatization of retail alcohol sales,** because privatization results in increased per capita alcohol consumption, a well-established proxy for excessive alcohol consumption. Further privatization of alcohol sales in settings with current government control of retail sales are recommended against.
- **Enhancing enforcement of laws prohibiting sales to minors,** by initiating or increasing the frequency of retailer compliance checks for laws against the sale of alcohol to minors in a community.

The Community Preventive Services Task Force also recommends the following interventions for preventing alcohol-impaired driving:

- **0.08 percent BAC and above laws,** making it illegal for a driver's BAC to equal or exceed 0.08 percent.
- **Lower BAC laws for young or inexperienced drivers,** which apply to all drivers under age 21. Between states, the illegal BAC level for young drivers ranges from any detectable BAC to 0.02 percent.
- **Maintain current minimum legal drinking age (MLDA) laws,** which specify an age below which the purchase or public consumption of alcoholic beverages is illegal. In the United States, the age in all states is 21 years.
- **Sobriety checkpoints,** where law enforcement officers stop drivers to assess their level of alcohol impairment.
- **Mass media campaigns,** intended to reduce alcohol-impaired driving and designed to persuade individuals to either avoid drinking and driving or prevent others from doing so.
- **Multicomponent interventions with community mobilization,** in which communities implement multiple programs and/or policies in multiple settings to influence the community environment to reduce alcohol-impaired driving.
- **Ignition interlocks,** devices that can be installed in motor vehicles to prevent operation of the vehicle by a driver who has a BAC above a specified level (usually 0.02 to 0.04 percent).
- **School-based instructional programs,** to reduce alcohol-impaired driving and riding with alcohol-impaired drivers.

More information on these recommended interventions for preventing alcohol-impaired driving can be found at http://www.thecommunityguide.org/index.html.

Underage Drinking–Related Goals

Healthy People 2020 provides science-based, national, 10-year objectives for improving health. It was developed by the Federal Interagency Workgroup (FIW), which includes representatives from numerous federal departments and agencies. SAMHSA and NIH served as co-leaders in developing Healthy People 2020 objectives for substance abuse, including underage drinking.[28]

A number of the programs listed below in "Inventory of Federal Programs for Underage Drinking by Agency" will advance the following Healthy People 2020 objectives related to underage drinking:

- Increase the number of adolescents who have never tried alcohol
- Increase the proportion of adolescents who disapprove of having one or two alcoholic drinks nearly every day and who perceive great risk in binge drinking
- Reduce the number of underage drinkers who engage in binge drinking
- Reduce the proportion of adolescents reporting use of alcohol or any illicit drugs during the past 30 days
- Reduce the proportion of adolescents who report that they rode, during the previous 30 days, with a driver who had been drinking alcohol

A smaller set of Healthy People 2020 objectives, called Leading Health Indicators, has been selected to communicate high-priority health issues and actions that can be taken to address them. These include the following indicator for underage drinking: "Adolescents using alcohol or any illicit drugs during the past 30 days." For more information on Healthy People 2020, please go to http://www.healthypeople.gov/2020/topicsobjectives2020.

Inventory of Federal Programs for Underage Drinking by Agency

As required by the STOP Act, this section of the report summarizes major initiatives under way throughout the federal government to prevent and reduce underage alcohol use in America.

Interagency Coordinating Committee on Preventing Underage Driving

Activities Specific to Underage Drinking

ICCPUD, established in 2004 at the request of the HHS Secretary and made permanent in 2006 by the STOP Act, guides policy and program development across the federal government with respect to underage drinking. The Committee is composed of representatives from DoD, ED/OSHS, FTC, HHS/OASH/OSG, HHS/ACF, HHS/ASPE, HHS/CDC, HHS/IHS, HHS/NIH/NIAAA, HHS/NIH/NIDA, HHS/SAMHSA, DoJ/OJJDP, ONDCP, DoT/NHTSA, and Treasury/TTB. (See Appendix D for a list of ICCPUD members.)

Town Hall Meetings: To engage communities nationwide in evidence-based efforts to prevent and reduce underage alcohol use, ICCPUD—with SAMHSA as the lead agency—supported Town Hall Meetings in 2006, 2008, 2010, and 2012. These meetings, which have been held in

[28] For details regarding these objectives, go to:
http://www.healthypeople.gov/2020/topicsobjectives2020/objectiveslist.aspx?topicId=40

every state, the District of Columbia, and some of the territories during each round, are an effective approach for raising public awareness of underage drinking as a public health problem and mobilizing communities to take preventive action. For example, a summary report by the Governor's Prevention Advisory Council (GPAC) Underage Drinking Prevention Workgroup on Town Hall Meetings held in California in 2010 found that 20 percent of these events resulted in plans to develop a social host ordinance or other alcohol-related legislation, 5 percent led to development of new prevention coalitions, and 17 percent recruited new members for existing coalitions. Iowa coordinates its Town Hall Meetings statewide to gather community feedback that can be used to assess progress in reducing and preventing underage alcohol use and its consequences. In 2012, 1,398 community-based organizations registered their intent to hold 1,546 events, despite decreasing budgets for many prevention organizations. During fiscal year (FY) 2012, one report was released on the results of the meetings: *2010 Town Hall Meetings: Mobilizing Communities to Prevent and Reduce Underage Alcohol Use, an Evaluation Report*. SAMHSA is developing a summary report on the 2012 Town Hall Meetings.

Messages: To strengthen the national commitment to preventing and reducing underage drinking, it is important that federal agencies convey the same messages at the same time. Therefore, the leadership of the ICCPUD agencies will continue to:

- Increase efforts to highlight in speeches and meetings across the country the need to prevent underage drinking and its negative consequences.
- Ensure that the Administration is speaking with a common voice on the issue.
- Reinforce the messages that ICCPUD has developed.
- Use a coordinated marketing plan to publicize programs, events, research results, and other activities and efforts that address underage drinking.

Support the Minimum Drinking Age: Agency leadership will continue to develop and use messaging that supports a 21-year-old drinking age and will promote this in speeches and message points.

Materials and Technical Assistance: ICCPUD has collected information on underage drinking prevention materials developed by participating agencies. This inventory is being used to strengthen each agency's efforts to provide high-quality and timely information and to help avoid unnecessary duplication of effort. In addition, ICCPUD has collected information on each agency's technical assistance activities, facilitating coordination of effort when possible.

Webinars: In fall 2012, ICCPUD launched a series of webinars on the prevention of underage drinking. Beginning with an overview from the Surgeon General and the SAMHSA Administrator and ICCPUD Chair Pamela Hyde, these webinars include presentations by CDC, ED, FTC, NHTSA, NIAAA, NIDA, OJJDP, ONDCP, SAMHSA, and TTB.

Web Portal: SAMHSA, on behalf of ICCPUD, maintains a web portal dedicated to the issue of underage drinking (http://www.stopalcoholabuse.gov) that consolidates comprehensive research and resources developed by the 15 federal ICCPUD agencies. The portal includes information on underage drinking statistics (i.e., prevalence, trends, and consequences), training events, evidence-based approaches, and other resources and materials that support prevention efforts. Direct links are provided to federally supported websites designed to prevent substance abuse,

including alcohol. Information is intended to serve all stakeholders (e.g., community-based organizations involved in prevention, policymakers, parents, youth, and educators). The portal also includes a subsite for the Town Hall Meeting initiative and its supporting resources. SAMHSA, with input from ICCPUD, is currently restructuring the website to better serve the needs of diverse users. As of December 2012, the web portal was averaging 623 visits per day and the average time onsite was 10 minutes, 48 seconds.

Activities Related to Underage Drinking

None

Department of Defense

Activities Specific to Underage Drinking

Youth Program: As one of the core areas for Military Youth Programs, health and life skills develop young people's capacity to engage in positive behaviors that nurture their own well-being, set personal goals, and live successfully as self-sufficient adults. Through affiliation with the Boys & Girls Clubs of America, nationally recognized programs such as SMART Moves® (Skills Mastery and Resistance Training) helps young people resist alcohol, tobacco, drugs, and premature sexual activity. SMART Moves features engaging, interactive, small-group activities that increase participants' peer support, enhance their life skills, build resilience, and strengthen leadership skills. This year-round program, provided in Military Youth Programs worldwide, encourages collaboration among staff, youth, parents, and representatives from community organizations. The program's components are grouped to support youth ages 6–9, 10–12, and 13–15.

Department of Defense Education Activity (DoDEA):

1. *Adolescent Substance Abuse Counseling Service (ASACS):* The ASACS program is a partnership between DoDEA and the military services providing comprehensive community-based prevention and education, identification and referral, and outpatient substance abuse treatment services to U.S. forces identification card holders, including active duty, retired, nonappropriated and appropriated fund civilian government workers, and contractors and their families, throughout Europe and the Pacific Rim. Program services target adolescents (ages 12–18) and their families who have concerns/problems related to alcohol and other drugs. These programs are overseen with funding provided by each service depending on the location of the program.

   ASACS counselors, in conjunction with other community leaders, develop and implement community-based adolescent substance abuse prevention and treatment programs. They provide screening and assessment; individual, family, and group therapy; and aftercare services. Counselors provide a comprehensive community prevention education program using structured classroom lesson plans and group/individual experiential learning exercises. They facilitate parent support groups intended to improve parental communication skills, limit-setting skills, active listening, and discipline techniques. On request, ASACS counselors may provide professional consultation, training, and prevention materials to community officials and organizations that interact with adolescents. The ASACS program intends to enhance military readiness through increased family cohesiveness and support.

2. *Health Education Curriculum:* Health education develops essential health literacy skills along with health promotion and disease prevention concepts, to enable all students to obtain, interpret, and understand basic health information and services and to use such information and services in ways that enhance their health and the health of others. The content in the DoDEA health education standards is organized into seven strands. These standards teach essential and transferable skills that foster health efficacy. The standards in the Health Literacy Skills strand are consistent throughout all grade levels and matched at each grade level with content standards in the other strands as important similarities are identified. The standards in the remaining content strands—Personal and Community Health (HE1); Safety and Injury Prevention (HE2); Nutrition and Physical Activity (HE3); Mental Health (HE4); Alcohol, Tobacco, and Other Drugs (HE5); and Family Life and Human Sexuality (HE6) — progressively change through the grade levels. Strand HE5, Alcohol, Tobacco and other Drugs, specifically addresses alcohol abuse prevention starting in grade 5 and continues through to the grades 9–12 high school health course.
3. *Red Ribbon Week:* Sponsored by the National Family Partnership, Red Ribbon Week provides DoDEA schools and families a perfect opportunity to discuss the dangers of drug abuse and the benefits of a healthy and drug-free lifestyle. The Red Ribbon campaign is now the oldest and largest drug prevention program in the nation, reaching millions of young people each year. Red Ribbon celebration brings schools, commands, and communities together in DoDEA to raise awareness of the dangers of alcohol, tobacco, and other drugs and encourage prevention, early intervention, and treatment services.
4. *Substance Abuse and Violence Prevention (SAVP):* The goal of DoDEA's SAVP education is to provide all students with the knowledge and skills to resist illicit substance use and to build their capacity to make responsible decisions regarding use of legal substances. DoDEA is developing a 10-lesson digital SAVP curriculum for pilot testing in grade 5. This program will replace the DARE program, which is being phased out due to manpower constraints.

Law Enforcement: DoD ensures installation-level enforcement of underage drinking laws on all federal reservations. For underage active-duty members, serious consequences (such as productivity loss or negative career impact) are tracked via the Triennial Health-Related Behavior Survey.

Activities Related to Underage Drinking

Active Duty Health-Related Behaviors (HRB) Survey: DoD triennially conducts the HRB survey to measure more than 17 health-related behaviors for active-duty military personnel. The survey develops population estimates on health-related behaviors, which include alcohol and prescription drug use. Data are collected on the age of first substance use, prevalence, binge use, and heavy use. The measure chosen to validate "at risk use" is the well-researched Alcohol Use Identification Disorders Test. Results for the 2011 HRB Survey are due in December 2012.

Alcohol Abuse Countermarketing Campaign: DoD's TRICARE Management Activity launched "That Guy" in 2006 as an integrated marketing campaign targeting military enlisted personnel ages 18 to 24 across all branches of service. Based on research and behavior change marketing concepts, the campaign uses a multimedia, peer-to-peer approach to raise awareness of the negative short-term social consequences of excessive drinking. In doing so, "That Guy" promotes peer disapproval of excessive drinking and leads to reductions in binge drinking. This

campaign includes an award-winning desktop and mobile website, http://www.thatguy.com, as well as social media channels including Facebook and YouTube; online and offline public service announcements; paid and pro bono billboard, print, and digital advertising; centrally funded promotional materials; central support of special events; online instructional videos; and a turnkey implementation plan and promotion schedule for installation project officers.

This campaign is funded by Defense Health Plan Program Objective Memorandum (POM) FY10-15, but depends on commanders to support and local program managers to implement the campaign and deliver its messages to the target audience. Successfully engaging with the target audience, "That Guy" is now actively deployed around the world. Cumulative achievements to date include:

- An average time of 11 minutes per user on the "That Guy" website.
- Over 28,500 "Likes" on Facebook.
- Over 3.5 million branded materials disseminated to all services.
- More than 5,650 points of contact (POCs) engaged across the globe.
- Forty-seven states and 23 different countries with a "That Guy" campaign presence, including: United States, Afghanistan, Australia, Belgium, Portugal, Qatar, Africa, Egypt, Bahrain, Greece, Japan, Germany, Italy, Spain, Turkey, Singapore, Cuba, Guam, South Korea, Saudi Arabia, Honduras, United Kingdom, and Iraq.
- Millions reached through video and radio public service announcements (PSAs) broadcast around the world pro bono through Armed Forces Radio and Television Service (AFRTS), Army and Air Force Exchange Service (AAFES), and community stations.
- More than 122 site visits to military installations around the world, adding up to more than 376 days on the road.
- Exhibits at 46 conferences for a total of 84 days spent exhibiting.
- A total of 218 briefings to leadership and at conferences for POCs.
- Sixty-five focus groups across all service branches, reaching a total of 465 members of the young enlisted target audience.

Awards: "That Guy" has received 19 awards for excellence in categories that include poster and web design, animation, gaming, marketing, and research. Recent awards include the PR Week Public Sector Campaign of the Year, PR Week Best Use of Research-Measurement, and Blue Pencil and Gold Screen Awards finalist in website category and winner in poster category.

Impact: According to Fleishman Hillard's analysis of the annual *Status of Forces Survey* performed by the Defense Manpower Data Center (DMDC), there has been a steady increase in campaign awareness within the target audience, rising from a "phantom awareness" of 3 percent in 2006 to 14 percent in 2007, 29 percent in 2008, 45 percent in 2009, and 58 percent in 2011 (the most recent figure based on a preliminary analysis of the January 2011 survey data). The campaign is active at more than 800 military locations including installations, aircraft carriers, ships, and submarines, and http://www.thatguy.com has received more than 1,465,291 cumulative visits since its launch in December 2006. Analysis of data by Fleishman Hillard also indicates that military personnel who are on installations actively implementing the "That Guy" campaign are less likely (only 21 percent) than personnel from nonengaged installations (29 percent) to agree that their peers believe it is acceptable to drink to the point of losing control. According to the Fleishman Hillard analysis of the 2008 HRB survey results (the most recent results currently

available), binge drinking among enlisted service members ages 17 to 24 dropped from 51 percent in 2005 to only 46 percent in 2008 (across Army, Air Force, Navy, and Marines). More importantly, data suggest that binge-drinking rates are lower at installations actively implementing "That Guy":

- Army: 36 percent report binge drinking at installations actively implementing "That Guy" versus 56 percent at inactive installations.
- Air Force: 35 percent report binge drinking at installations actively implementing "That Guy" versus 45 percent at inactive installations.
- Navy: 45 percent report binge drinking at installations actively implementing "That Guy" versus 49 percent at inactive installations.
- Marines: The sample size was too small for analysis.

Note: The above data are from the Fleishman Hillard analysis of the "January 2011 DMDC Status of Forces" and the 2008 HRB survey reports.

Service-Level Prevention Programs

Marine Corps Substance Abuse Program: The Marine Corps substance abuse program provides plans, policy, and resources to support commanders in preventing problems that detract from unit performance and readiness, including substance abuse. Information about the risks of alcohol misuse, rules and regulations about drinking, and alternatives to drinking are provided. The program also highlights the negative impact of alcohol abuse.

1. The behavioral health branch is implementing an integrative universal training that will educate all Marines to the risks of alcohol use and misuse. This training will be offered in phases across a Marine's career designed to build on his or her education.
2. *Building Alcohol Skills Intervention Curriculum (B.A.S.I.C):* B.A.S.I.C. is a Train-the-Trainer program. This program is delivered by small unit leaders (squad/section) in two initial 90-minute sessions. The program is designed to help Marines assess and question their own drinking habits, decisions, and beliefs. Training topics include:
   - Extent and nature of alcohol problems.
   - Leading by example.
   - Alcohol's impact on performance.
   - Up-and-down effects of alcohol.
   - Risk reduction tips.
   - Encouraging alternative activities.
   - Recognizing and referring a problem.

   The USMC is exploring alternative evidence-based programming that will replace B.A.S.I.C.
3. *Prime for Life* is a 16-hour class utilized throughout the USMC for Marines who have been identified as having issues with the misuse or abuse of alcohol typically identified through an alcohol-related incident or who are in need of alcohol education. Prime for Life is conducted by alcohol abuse prevention specialists and alcohol and drug counselors who have received 24 hours of training to teach Prime for Life by the Prevention Research Institute.
4. *Adolescent Substance Abuse Counseling Service (ASACS (included under DoDEA)):* The ASACS program is a comprehensive community-based program that provides prevention and

education, identification and referral, and outpatient substance abuse treatment services to USMC, including active duty, retired, nonappropriated and appropriated fund civilian government workers, and contractors and their families, in Okinawa, Japan. The scope of care encompasses adolescents (ages 12–18) and their families who have concerns/problems related to alcohol and other drugs.

Navy Alcohol and Drug Abuse Prevention: The Navy's comprehensive substance abuse prevention program is designed to support fleet readiness by fighting alcohol and drug use. Our goal is to promote zero tolerance for drugs and responsible alcohol use, and prevent alcohol abuse. The Navy believes that preventing alcohol abuse and alcoholism greatly benefits the Navy by minimizing lost workdays and the need for costly treatment. As a result, Navy commanders are required to promote a "responsible use" and "zero tolerance" environment. In addition, our program includes educational programs, multimedia campaigns, and several all-hands events.

1. *Alcohol Aware Program:* This program is a command-level alcohol abuse prevention and deglamorization course designed for all hands. The goals of the program include:
   - Making participants aware of the effects of alcohol.
   - Pointing out the risks involved in using and abusing alcohol.
   - Providing the Navy's expectations, instructions, and core values.
   - Defining the responsible use of alcohol.

   Each participant is asked to anonymously evaluate his or her own pattern of drinking in an effort to determine whether it is appropriate and, where necessary, make adjustments.
2. *Alcohol Impact Program:* Alcohol Impact is the first intervention step in the treatment of alcohol abuse. It is an intensive, interactive educational experience designed for personnel who have had incidents with alcohol. The course is primarily an educational tool; however, objectives within the course could reveal the need for a higher level of treatment. This intervention program is normally given during off-duty hours.
3. Navy has launched several marketing campaign strategies that have been tested through focus groups, and has built a comprehensive communications campaign to reduce the prevalence of substance use among Navy personnel.
   - "Keep What You've Earned": Substance abuse prevention campaign developed using the National Cancer Institute's (NCI) Health Communications Model using media scans, surveys, interview, and focus groups that encourages thoughtful consideration of consequences and provides practical tools
   - "The Domino Strategy - How to Drink Responsibly": Social marketing that teaches sailors to pay attention to size, content, and amount of alcohol they consume
   - "Who Will Stand Your Watch?": Campaign that addresses the negative impact sailors' personal behavior has on their shipmates, families, and career
4. *Shot of Reality:* This 90-minute improvised show focuses on alcohol awareness and pitfalls of alcohol and drug abuse. The program is designed to help sailors make better decisions and take care of shipmates.
5. *Myth vs. Truth:* This program provides information about the range of social and professional problems and economic costs associated with underage drinking. The program

is also used to increase awareness that underage drinking is related to a host of serious problems, with the aim of informing policymakers about the importance of preventing underage drinking.

6. *Comedy is The Cure:* This 30-minute standup comedy show highlights the dangers and risks of alcohol and drug abuse and sexual assault and harassment. The program is designed to inspire military and civilian personnel to make smart, safe decisions and better prepare each unit for mission success.

Army Center for Substance Abuse Programs (ACSAP): The ACSAP Prevention and Training (P&T) Branch develops, establishes, administers, and evaluates all ACSAP substance abuse prevention, education certification, and training programs worldwide within the Active Component, National Guard, and Army Reserve. The goal of ACSAP is to provide commanders, Unit Prevention Leaders (UPLs), and Department of Army civilians, contractors, and family members with the education and training necessary to make informed decisions about alcohol and other drugs. The program also provides commanders with the necessary resources and tools to complete their annually required 4 hours of alcohol and other drug awareness training (requirement IAW AR 600-85) and provides them with prevention tools to deter substance abuse. ACSAP provides technical support for programs, acts as the lead agent for drug demand reduction issues, supports professional development, provides training for all nonmedical substance abuse prevention staff worldwide, and develops and distributes alcohol and drug abuse prevention training curricula, multimedia products, and other drug and alcohol resources to Army installations.

Air Force Innovative Prevention Program: The U.S. Air Force (USAF) 0-0-1-3 Program, which began at F.E. Warren Air Force Base (AFB), encourages healthy, controlled alcohol use (and nonuse for underage persons) as the normative lifestyle choice for young USAF personnel. The program establishes safe normative behaviors that move the DoD forward in addressing the health threats of both alcohol and tobacco. The 0-0-1-3 program was briefed to USAF senior leadership in 2005. As a result of this briefing, the USAF Assistant Vice Chief of Staff (CVA) instructed A1 (personnel) and the USAF Surgeon General (SG) to expand the 0-0-1-3 program to include a range of health-related behaviors that could negatively affect productivity, mission accomplishment, and readiness, and implement the program across the USAF. Consequently, working groups were formed and a Concept of Operations (CONOPS) was written to provide the theoretical underpinnings for a new program called the Culture of Responsible Choices (CoRC), which was designed to address a range of health-related behaviors such as underage drinking, alcohol misuse, illegal drug use, tobacco cessation, obesity, fitness levels, safety mishaps. It was also designed to produce a cultural shift within the USAF from "work hard/play hard" to "work hard/play smart." CoRC uses a comprehensive community-based approach with four levels:

- Strong leadership support (i.e., from top down and bottom up)
- Individual-level interventions (population screening, anonymous screening at primary care centers, education, short-term counseling with tailored feedback, etc.)
- Base-level interventions (media campaigns, alcohol-free activities, zero-tolerance policies for underage drinking and alcohol misuse, midnight basketball, cyber cafés, etc.)
- Community-level interventions (building coalitions between on-base and off-base groups, increased driving under the influence/driving while intoxicated [DUI/DWI] enforcement on and off base, etc.)

A variety of toolkits were generated, and implementation memoranda were signed by the CVA and A1. In 2006, CoRC materials including the CoRC CONOPS, toolkits, memoranda, best practices, and other elements were made available via the web (currently at vc.afms.mil/corc) and CoRC was launched across the USAF. Since the program's inception, the USAF has had a 6 percent reduction in alcohol-related misconduct incidents.

In addition to CoRC, the USAF partnered with DoJ and NIAAA to implement the EUDL program at five AFBs. EUDL uses evidence-based environmental strategies to reduce underage airmen's access to alcohol and decrease the prevalence of underage airmen drinking on base and in the surrounding local areas. In 2009, the EUDL program was expanded to two more AFBs and in 2013 two more will be added. NIAAA is supervising a 3-year evaluation of the EUDL program, which is described later in this report. Analysis of first-year EUDL data is promising. DoJ will support the evaluation's expansion to the additional AFBs.

Coast Guard (DHS) Substance Abuse Program: The United States Coast Guard (USCG) Substance Abuse Program provides USCG members substance abuse prevention plans, policy, and resources to support command in providing opportunities to prevent, screen, and diagnose problems that may inhibit unit performance, readiness, and worldwide deployment. Prevention training and education about the risks of alcohol and drug misuse, rules and regulations about drinking, and alternatives to drinking are provided. The program also describes the negative impact of alcohol abuse and offers preventive strategies to help counter negative peer influences.

Underage USCG members are mostly found in three major subgroups: USCG Academy, TRACEN Center Cape May (boot camp), and "A" Schools.

1. *USCG Academy:* The My Student Body curriculum used at the USCG Academy is a complete alcohol, drugs, and student wellness program for colleges and universities. It is used by leading public and private universities across the nation to manage institutional risks and positively impact student retention rates.
2. *TRACEN Center Cape May (boot camp) and "A" Schools:* Located in Petaluma, CA, and Yorktown, VA, all have substance abuse prevention specialists (SAPS) who hold frequent prevention trainings targeted to address underage drinking and emphasize the high-risk nature of their age group.

CG medical officers are now mandated to receive specialized training on how to conduct substance abuse screening. With its focus on "age of onset," "amount of times drunk in the past year," and other diagnostic criteria, the CG Medical Officer is uniquely qualified to detect "at-risk" drinking patterns in its members.

Department of Education

Activities Specific to Underage Drinking

Higher Education Center for Alcohol, Drug Abuse, and Violence Prevention (HEC): The HEC provided technical assistance and other resources to assist administrators and other prevention professionals at colleges and universities to prevent violence and substance abuse on their campuses and in surrounding communities through a variety of programs and services that support comprehensive prevention strategies. FY 11 was the last year of funding for the HEC,

with technical assistance activities carried out in FY 12. The HEC publications and technical assistant activities were folded into a new and consolidated K-16 Safe and Supportive Learning TA center (http://safesupportiveschools.ed.gov).

Activities Related to Underage Drinking

Office of Safe and Healthy Students National Conference: In summer 2012, the Department of Education sponsored a national conference and listening session focused on special issues in the school climate at the K–12 level. There were five conference tracks, one of which focused on behavioral health issues in schools.

Federal Trade Commission

Activities Specific to Underage Drinking

Consumer Education: The FTC has continued its "We Don't Serve Teens" (WDST) program, promoting compliance with the legal drinking age of 21. Targeted to parents and other responsible adults, http://www.DontServeTeens.gov provides information about the rates and risks of teen drinking, relevant state laws, and things to say and do to reduce easy teen access to alcohol. In 2011, the FTC distributed thousands of two-sided adhesive WDST decals to state alcohol regulators, prevention organizations, police departments, school districts, and alcohol wholesalers and retailers nationwide. Decal messages included: "The legal drinking age is 21. Thanks for not providing alcohol to teens." and "Please don't provide alcohol to teens. It's unsafe. It's illegal. It's irresponsible." Also in 2011, the FTC worked with private partners to conduct PSA campaigns (including radio, transit ads, and billboards) promoting the WDST message in 11 cities.

Activities Related to Underage Drinking

Alcohol Advertising Program: In 2011, the FTC announced the initiation of a new study of alcohol marketing, publishing two *Federal Register* notices describing and soliciting comment on its proposed information collection orders to alcohol companies. The Office of Management and Budget approved the FTC's issuance of the orders in late 2011. In early 2012, the FTC issued orders requiring 14 alcohol companies to submit data and other information (including 2011 sales and marketing expenditure data, and legal age and underage audience composition data, for each ad placed in the first half of 2011, and information about digital marketing efforts). The FTC estimates that the study will be completed in late spring 2013.

Administration for Children and Families/HHS

Activities Specific to Underage Drinking

None

Activities Related to Underage Drinking

Runaway and Homeless Youth Program: The Family and Youth Services Bureau (FYSB) provides funding to local communities to support young people, particularly runaway and homeless youth and their families. Basic Center Program (BCP) grants offer assistance to at-risk youth (under age 18) in need of immediate temporary shelter. Shelters provide family and youth

counseling and referrals to services such as substance abuse treatment. Through the Street Outreach Program (SOP), FYSB awards grants to public and private, nonprofit agencies to conduct outreach that builds relationships between grantee staff and street youth up to age 21 to help them leave the streets. The Transitional Living Program (TLP) supports projects that use trauma-informed services and the positive youth development (PYD) approach to provide longer term residential services to homeless youth ages 16 to 21 for up to 18 months. These services help successfully transition young people to independent living. TLPs enhance youths' abilities to make positive life choices through education, awareness programs, and support. They include services such as substance abuse education, life skills training, and counseling. Grantee sites are alcohol free, and it is expected that participation in these programs will prepare youth to make better choices regarding alcohol and drug use and other unhealthy behaviors.

Family Violence Prevention and Services: FYSB provides grants to state agencies, territories, state Domestic Violence Coalitions, and Indian Tribes for provision of immediate shelter and supportive services to victims of family violence, domestic violence, and dating violence, and their dependents. These grants fund more than 1,600 domestic violence shelters and 1,100 nonresidential service sites, which provide services such as crisis and mental health counseling, legal advocacy, emergency transportation, children's services, and other social services such as substance abuse counseling. In FY 2011, funded programs served more than 1.3 million victims and their children and responded to 2.8 million crisis calls. More than 14,000 youths under age 18 who were identified as victims of intimate partner violence were provided services. Programs provided over 94,000 educational presentations, reaching 2.3 million youths.

Abstinence Education Programs: FYSB provides support for abstinence education programs through the Competitive Abstinence Education Grant Program (CAEGP) and the Section 510 (Title V) State Abstinence Education Program. Programs focus on educating young people and creating an environment within communities that supports teen decisions to postpone sexual activity until marriage. Programs are encouraged to use evidence-based, medically accurate interventions to promote abstinence from risky behaviors that lead to poor health outcomes including substance abuse and underage drinking, unplanned pregnancy, and sexually transmitted diseases.

Personal Responsibility Education Programs (PREP): FYSB supports healthy decisionmaking through the PREP. As part of the Patient Protection and Affordable Care Act, Congress passed and the President signed the PREP into law. PREP funds are to be used to educate adolescents on both abstinence and contraception to prevent pregnancy and sexually transmitted infections and at least three of six congressionally mandated "adulthood preparation subjects" (APS). Several APS topics—adolescent development, healthy life skills, and healthy relationships—encompass substance abuse prevention messaging consistent with the *Surgeon General's Call to Action* (2007) and positive youth development (PYD).

Centers for Disease Control and Prevention/HHS

Activities Specific to Underage Drinking

Monitoring Youth Exposure to Alcohol Marketing: The CDC's Alcohol Program within the National Center for Chronic Disease Prevention and Health Promotion (NCCDPHP) funds the Center on Alcohol Marketing and Youth (CAMY) at the Johns Hopkins Bloomberg School of

Public Health to conduct ongoing, independent, company- and brand-specific monitoring of youth exposure to alcohol marketing; develop web-based tools to illustrate and compare youth and adult exposure to alcohol marketing; prepare translational resources on effective prevention strategies to reduce underage drinking; and train students, faculty, and public health professionals in methods for independent monitoring of youth exposure to alcohol marketing and in effective strategies to reduce this exposure. CAMY has extensive experience monitoring youth exposure to alcohol marketing, having previously received funds to do so on a pilot basis from the Robert Wood Johnson Foundation (RWJF) and the Pew Charitable Trust. For more information on CAMY, see http://www.camy.org.

Activities Related to Underage Drinking

Alcohol-Related Disease Impact (ARDI): ARDI is an online application that provides national and state estimates of average annual deaths and years of potential life lost (YPLL) due to excessive alcohol use. The application allows users to create custom data sets and generate local reports on these measures as well. Users can obtain estimates of deaths and YPLL attributed to excessive alcohol use among persons under age 21.

Behavioral Risk Factor Surveillance System (BRFSS): BRFSS is an annual random-digit-dial telephone survey of U.S. adults ages 18 years and older in all 50 states, the District of Columbia, Guam, Puerto Rico, the U.S. Virgin Islands, American Samoa, Palau, and the Federated States of Micronesia. It includes questions on current drinking, number of drinking days, average number of drinks per day, frequency of binge drinking (≥4 drinks per occasion for women; ≥5 per occasion for men), and the largest number of drinks consumed on a drinking occasion. The CDC's Alcohol Program has also developed an optional, seven-question binge-drinking module that can be used by states to obtain more detailed information on binge drinkers, including beverage-specific alcohol consumption and driving after binge drinking. CDC has also worked with national and international experts to develop an optional module to assess the delivery of screening and brief intervention for excessive alcohol use in clinical settings for the 2014 BRFSS. In 2011, BRFSS introduced changes to address the growing effects of cellphone-only households, resulting in higher estimates in many states for certain chronic disease indicators and risk behaviors, including binge drinking. For more information on BRFSS, see http://www.cdc.gov/brfss.

Youth Risk Behavior Surveillance System (YRBSS): The YRBSS monitors priority health-risk behaviors among youth and young adults. It includes a biennial, national school-based survey of 9th- through 12-grade students that is conducted by CDC, and state and local surveys of 9th- through 12th-grade students conducted by education and health agencies. These surveys include questions about the frequency of alcohol use, frequency of binge drinking, age of first drink of alcohol, and usual source of alcohol. States and cities that conduct their own survey have the option to include additional alcohol questions, such as type of beverage usually consumed and usual location of alcohol consumption. The YRBSS also assesses other health-risk behaviors, including sexual activity and interpersonal violence, that can be examined in relation to alcohol consumption. Additional information on the YRBSS is available at http://www.cdc.gov/yrbs.

School Health Policies and Practices Study (SHPPS): SHPPS is a national survey periodically conducted to assess school health policies and practices at the state, district, school, and classroom levels. It includes information about school health education on alcohol and drug use

prevention, school health and mental health services related to alcohol and drug use prevention and treatment, and school policies prohibiting alcohol use. Additional information on SHPPS is available at http://www.cdc.gov/SHPPS.

Pregnancy Risk Assessment Monitoring System (PRAMS): PRAMS is a population-based mail and telephone survey of women who have delivered a live-born infant. It collects state-specific data on maternal attitudes and experiences before, during, and shortly after pregnancy. It also includes questions on alcohol consumption, including binge drinking during the preconception period and during pregnancy, along with other factors related to maternal and child health. For more information on PRAMS, see http://www.cdc.gov/prams.

National Violent Death Reporting System (NVDRS): NVDRS is a state-based active surveillance system that collects risk-factor data on all violence-related deaths, including homicides, suicides, and legal intervention deaths (i.e., deaths caused by police and other persons with legal authority to use deadly force, excluding legal executions), as well as unintentional firearm deaths and deaths of undetermined intent. For more information on NVDRS, see http://www.cdc.gov/ViolencePrevention/NVDRS.

Guide to Community Preventive Services: CDC's Community Guide Branch works with CDC programs and other partners to systematically review the scientific evidence on the effectiveness of population-based strategies for (1) preventing alcohol-impaired driving and (2) excessive alcohol use and related harms (see "Guide to Community Preventive Services" earlier in this chapter). In 2012, the Community Guide Branch, in collaboration with the National Center for Injury Prevention and Control (NCIPC), updated the 2001 sobriety checkpoints systematic review and, in collaboration with the CDC Alcohol Program, conducted a review of electronic delivery of screening and brief intervention for excessive alcohol use. The results of these reviews are summarized on the Community Guide website (http://www.thecommunityguide.org) and were published in the *American Journal of Preventive Medicine*.

Preventing Alcohol-Exposed Pregnancies: CDC's National Center on Birth Defects and Developmental Disabilities (NCBDDD) has a number of activities supporting the prevention of fetal alcohol spectrum disorders (FASD) among women of childbearing age (18–44 years). CDC continues to monitor alcohol consumption (any use and binge drinking) among women of childbearing age (18–44 years) in the United States using the Behavioral Risk Factor Surveillance System (BRFSS). These data are important to help reduce alcohol-exposed pregnancies by identifying groups of women at increased risk and designing prevention programs aimed at reducing risk behaviors and improving pregnancy outcomes. NCBDDD, in collaboration with NCHS, has added four additional alcohol questions to survey years 2011–2013 of the National Survey of Family Growth (NSFG). The NSFG data will provide useful information on alcohol consumption among women of reproductive age and their risk for alcohol-exposed pregnancy.

Five FASD Regional Training Centers provide training to medical and allied health students, residents, and professionals in alcohol use assessment and interventions for women of childbearing age. CDC supported the development of a K–12 curriculum that describes the consequences of drinking during pregnancy. This curriculum continues to be available from the National Organization on Fetal Alcohol Syndrome (NOFAS). The FAS Prevention Team has

developed an evidence-based intervention (CHOICES) for nonpregnant women to reduce their risk for an alcohol-exposed pregnancy by reducing risky drinking, using effective contraception, or both. They are currently disseminating and evaluating integration of this intervention into selected sexually transmitted disease clinics, family planning clinics, and community health centers, and in American Indian communities.

In 2011, CDC published *CHOICES: A Program for Women about Choosing Healthy Behaviors*, a curriculum designed for use by professionals who will be conducting the CHOICES program and for trainers providing instruction on how to conduct the intervention, which is now available for order at http://www.cdc.gov/ncbddd/fasd/freematerials.html. SAMHSA uses the Project CHOICES model at alcohol and drug treatment centers in various states, and CHOICES has been accepted for review and possible inclusion in SAMHSA's National Registry of Effective Programs and Policies (NREPP). For more information on these and other program activities, see http://www.cdc.gov/ncbddd/fasd/index.html.

Alcohol Screening and Brief Intervention (aSBI) in Primary Care: NCBDDD has developed and is evaluating a guide to help primary care practices adapt and implement aSBI as a routine element of patient care. In addition, three CDC-funded FASD Regional Training Centers will implement and evaluate aSBI in primary care systems. In 2012, NCBDDD held a meeting with employers, insurers, health plans, and nonprofit groups to learn how to increase demand for aSBI from groups that influence primary care practice systems. NCBDDD is also collaborating with the CDC Alcohol Program to develop an optional module for the 2014 BRFSS survey to measure the delivery of aSBI-related services.

Indian Health Service/HHS

The IHS Division of Behavioral Health (DBH) is responsible for Alcohol and Substance Abuse Programming (ASAP) through funding of federal, urban, and tribally administered programs. Funding for Tribal programs is administered pursuant to P.L. 93-638 (codified as amended at 25 U.S.C. §§ 450a-450n (1975)). Nearly 85 percent of the ASAP budget is administered under 638 contracts or compacts made directly with tribally administered programs, which aim to provide community-based, holistic, and culturally appropriate alcohol and substance abuse prevention and treatment services. The ASAP is unique in that it is a nationally coordinated and integrated behavioral health system that includes Tribal and federal collaboration to prevent or otherwise minimize the effects of alcoholism and drug dependencies in American Indian/Alaska Native communities. The aim of the ASAP is to achieve optimum relevance and efficacy in delivery of alcohol and drug dependency prevention, treatment, and rehabilitation services, while respecting and incorporating the social, cultural, and spiritual values of Native American communities.

Activities Specific to Underage Drinking

None

Activities Related to Underage Drinking

Alcohol abuse in Native American communities is a problem that can begin prenatally and continue throughout the lifespan. Programs are therefore focused on family-oriented prevention activities rooted in the culture of the individual Tribes and communities in which they operate. In recognition of this shifting dynamic of local control and ownership of ASAP in Native

American communities, the IHS DBH has shifted focus from direct-care services to a technical assistance and supportive role.

Youth Regional Treatment Centers: The IHS currently provides recurring funding to 11 Tribal and federally operated Youth Regional Treatment Centers (YRTCs) to address the ongoing issues of substance abuse and co-occurring disorders among Native American youth. Through education and culture-based prevention initiatives, evidence- and practice-based models of treatment, family strengthening, and recreational activities, youths can overcome their challenges and recover their lives to become healthy, strong, and resilient leaders in their communities.

The YRTCs provide a range of clinical services rooted in a culturally relevant holistic model of care. These services include clinical evaluation; substance abuse education; group, individual, and family psychotherapy; art therapy; adventure-based counseling; life skills; medication management or monitoring; evidence-based/practice-based treatment; aftercare relapse prevention; and posttreatment followup services.

Methamphetamine and Suicide Prevention Initiative (MSPI): The DBH supports MSPI, which expands and strengthens current Tribal and urban responses to the methamphetamine and suicide crises and establishes new methamphetamine and suicide prevention and treatment programs. The goals of the MSPI are to:

- Prevent, reduce, or delay the use and/or spread of methamphetamine abuse.
- Build on the foundation of prior methamphetamine and suicide prevention and treatment efforts, in order to support the IHS, Tribes, and urban Indian health organizations in developing and implementing Tribal and/or culturally appropriate methamphetamine and suicide prevention and early intervention strategies.
- Increase access to methamphetamine and suicide prevention services.
- Improve services for behavioral health issues associated with methamphetamine use and suicide prevention.
- Promote the development of new and promising services that are culturally and community relevant.
- Demonstrate efficacy and impact.

This 3-year initiative supports 127 individual programs and/or communities in their efforts to develop their own focused programs. The MSPI consists of 112 Tribal and IHS awardees (MSPI-T), 12 urban grantees (MSPI-U), and 3 youth services grantees (MSPI-Y).

Addressing Fetal Alcohol Spectrum Disorder: DBH supports two projects that target FASD through the Northwest Portland Area Indian Health Board. First, the FASD training project with the University of Washington School of Medicine is a research-based project that focuses on FASD interventions within 10 Tribal sites throughout the State of Washington. Second, the Northwest Tribal FASD Project provides education and training on FASD and community readiness and assists communities in Idaho, Oregon, and Washington State to set up an all-systems-based response to FASD.

The DBH also funds the Indian Children's Program (ICP). The ICP provides services to meet the needs of American Indian and Alaska Native children, 0 to 18 years old, with special needs residing or attending school in the southwest region of the United States. The program provides

FASD services including assessment, intervention planning, and consultation with families. In addition, IHS participates in the Interagency Coordinating Committee on Fetal Alcohol Spectrum Disorders (ICCFASD), an interagency task force led by NIAAA that addresses multidisciplinary issues relevant to FASD.

Also, in 2010, the IHS Office of Clinical and Preventive Services and CDC's NCBDDD entered into a 3-year interagency agreement to implement and evaluate CHOICES within primary care settings serving the Oglala Sioux Tribe. CHOICES is an evidence-based program for nonpregnant women to reduce their risk for alcohol-exposed pregnancy by reducing risky drinking, using effective contraception, or both. This intervention supports IHS's Government Performance and Results Act (GPRA) performance measure for screening women of childbearing age for alcohol use to prevent FASD. The alcohol screening GPRA results have exceeded the targeted measure of 25 percent since FY 2006. Increases in performance results are due to increased provider awareness and an agency emphasis on behavioral health screening.

National Institute on Alcohol Abuse and Alcoholism/HHS

Activities Specific to Underage Drinking

Underage Drinking Research Initiative: This NIAAA initiative analyzes evidence related to underage drinking using a developmental approach. Converging evidence from multiple fields shows that underage drinking is best addressed and understood within a developmental framework because it relates directly to processes that occur during adolescence. Such a framework allows more effective prevention and reduction of underage alcohol use and its associated problems. This paradigm shift, along with recent advances in epidemiology, developmental psychopathology, and the understanding of human brain development and behavioral genetics, provided the scientific foundation for the Surgeon General's *Call to Action to Prevent and Reduce Underage Drinking*, continues to inform the work of ICCPUD and the related efforts of its member federal agencies and departments, the work of the Behavioral Health Coordinating Committee, and provides the theoretical framework for NIAAA's underage-drinking programs.

Developing Screening Guidelines for Children and Adolescents: Data from NIAAA's National Epidemiologic Survey on Alcohol and Related Conditions (NESARC) (see Appendix A) indicate that people between ages 18 and 24 have the highest prevalence of alcohol dependence in the U.S. population—meaning that, for most, drinking started in adolescence. These data, coupled with those from other national surveys (SAMHSA's National Survey on Drug Use and Health [NSDUH] [see Appendix A], Monitoring the Future [MTF], and CDC's Youth Risk Behavior Surveillance System [YRBSS] [see Appendix A]) showing the popularity of binge drinking among adolescents, prompted NIAAA to produce a guide for screening children and adolescents for risk for alcohol use, alcohol consumption, and alcohol use disorders.

The screening guide for children and adolescents, *Alcohol Screening and Brief Intervention for Youth: A Practitioner's Guide*, which became available in fall 2011, was developed by NIAAA in collaboration with a working group of experts. As part of a multiyear process, the working group heard from a number of research scientists, analyzed data from both cross-sectional national surveys and proprietary longitudinal studies, and worked with pediatricians from general

pediatrics as well as pediatric substance abuse specialty practices. The process culminated in the development of an easy-to-use, age-specific, two-question screener for current and future alcohol use. The *Guide* also provides background information on underage drinking, and detailed supporting material on brief intervention, referral to treatment, and patient confidentiality. The screening process will enable pediatric and adolescent health practitioners to provide information to patients and their parents about the effects of alcohol on the developing body and brain in addition to identifying those who need any level of intervention.

In November 2011, NIAAA issued a Funding Opportunity Announcement (FOA) titled "Evaluation of NIAAA's Alcohol Screening Guide for Children and Adolescents" to solicit applications to evaluate the new NIAAA alcohol screener for youth. Although the questions were empirically developed, are based on a vast amount of data from national surveys as well as numerous prospective studies, and have high sensitivity and specificity in the sample studied, it is important that the precision of the screener be evaluated in practice. Applications were sought that would evaluate the two-question screener in youth ages 9 to 18 (a) as a predictor of alcohol risk, alcohol use, and alcohol problems including alcohol use disorders and (b) as an initial screen for other behavioral health problems, for example other drug use, smoking, or conduct disorder. Five projects have been funded to evaluate the guide in a variety of settings including primary care, a network of pediatric emergency rooms, juvenile justice, and the school system, and with youth who have a chronic health condition.

Research Studies: NIAAA supports a broad range of underage drinking research, including studies on the epidemiology and etiology of underage drinking, neurobiology, prevention of underage drinking, and treatment of alcohol use disorders among youth. Studies also assess short- and long-term consequences of underage drinking.

Research on the Effects of Adolescent Alcohol Abuse and Alcoholism on the Developing Brain: The powerful developmental forces of adolescence cause significant changes to the brain and nervous system, including increased myelination of neural cells and "pruning" of infrequently used synapses and neural pathways in specific regions of the brain. A key question is the extent to which adolescent drinking affects the developing human brain. A range of studies including research on rodents, studies of youth who are alcohol dependent, and recent longitudinal work beginning with youth before they begin drinking suggest that alcohol use during adolescence, particularly heavy use, can have deleterious short- and long-term effects. In December 2011, NIAAA followed the completion of initial human pilot studies with an FOA titled "Longitudinal Studies on the Impact of Adolescent Drinking on the Adolescent Brain (Phase II)" soliciting applications to more fully address the following issues: (1) what are the long-term and shorter term effects of child and adolescent alcohol exposure on the developing human brain; (2) what is the effect of timing, dose, and duration of alcohol exposure on brain development; (3) to what extent do these effects resolve or persist over time; (4) how do key covariates factor into alcohol's effects on the brain; and (5) the potential identification of early neural, cognitive, and affective markers that may predict alcohol abuse and dependence and onset or worsening of mental illness during adolescence and/or adulthood. A consortium of seven projects was funded in FY 2012. At the same time, ongoing animal studies funded in response to NIAAA's 2010 FOA titled "Neurobiology of Adolescent Drinking in Adulthood" seek to clearly define the persistent effects of adolescent alcohol exposure and begin to explore the neurobiological mechanisms underlying these effects.

College Drinking Prevention Initiative: The work of this initiative, which began more than a decade ago, continues to support and stimulate studies of the epidemiology and natural history of college-student drinking and related problems. Its ultimate goal is to design and test interventions that prevent or reduce alcohol-related problems among college students. NIAAA continues to have a sizable portfolio of projects that target college-age youth. Importantly, NIAAA recently convened a new College Presidents' Working Group to (1) provide input to the Institute on future research directions; (2) advise the Institute about what new NIAAA college materials would be most helpful to college administrators, and in what format; and (3) recommend strategies for communicating with college administrators. In response to the College Presidents' Working Group's request that NIAAA develop a "matrix" to help them and their staff navigate the many available interventions when making decisions about what to implement on their respective campuses, NIAAA commissioned a team of experts to develop such a matrix.

Simultaneously NIAAA is developing a computerized searchable tool and accompanying materials based on the matrix. The matrix will provide information about individual- and environmental-level strategies that have been or might be used to address alcohol use among college students. For each strategy, information is provided about the amount and quality of available research, estimated effectiveness, estimated cost and barriers related to implementation, and time to implement, factors that may be relevant to campus and community leaders as they evaluate their current approaches, and as they consider and select additional strategies to address college-student drinking using a comprehensive approach. The ultimate goal for NIAAA is to provide science-based information in accessible and practical ways in order to facilitate its use as a foundation for college drinking prevention and intervention activities.

Building Health Care System Responses to Underage Drinking: The overarching goal of this program is to stimulate primary care health-delivery systems in rural and small urban areas to address the critical public health issue of underage drinking. This is a two-phase initiative. In the first phase (now complete) systems were expected to evaluate and upgrade their capacity to become platforms for research assessing the extent of underage drinking in the areas they serve and to evaluate their ability to reduce it. In the second phase, they will prospectively study the development of youth alcohol use and alcohol-related problems in the areas they serve and implement and evaluate interventions that address underage drinking. Four Phase I awards were made at the end of FY 2006 and two 5-year Phase II awards were made at the end of FY 2007.

Brief Intervention Research: This research provides an evidence base for effective brief interventions targeting youth in emergency rooms following alcohol-related events. Health care providers capitalize on a "teachable moment" to deliver a brief intervention meant to reduce problem drinking and associated difficulties. This approach complements school-based primary prevention programs, which do not address cessation/reduction issues for adolescents who are already drinking, rarely address motivational issues related to use and abuse, and cannot target school dropouts.

Adolescent Treatment Research Program: NIAAA initiated an adolescent treatment research program in 1998. Since then, dozens of clinical projects have been funded, the majority of which are clinical trials. These include behavioral intervention trials, pharmacotherapy trials, and health services studies. The program's objective is to design and test innovative, developmentally tailored interventions that use evidence-based knowledge to improve alcohol

treatment outcomes in adolescents. Results of many of these projects will yield a broad perspective on the potential efficacy of family-based, cognitive-behavioral, brief motivational, and guided self-change interventions in a range of settings.

Evaluation of EUDL: In 2006, OJJDP issued a solicitation for its EUDL Discretionary Program. Grants under this program sought to reduce the availability of alcoholic beverages to, and the consumption of alcoholic beverages by, persons under age 21 serving in the U.S. Air Force. The specific goals of the program are to decrease first-time alcohol-related incidents, incidence of unintentional injuries related to alcohol consumption, and alcohol-related traffic injuries or fatalities among underage USAF personnel. OJJDP awarded grants to four states in response to this solicitation: Arizona, California, Hawaii, and Montana. The AFBs that participated in this project, forming coalitions with their adjacent communities, are Davis-Monthan and Luke (AZ), Beale (CA), Hickam (HI), and Malmstrom (MT). NIAAA provided evaluation support for the project through a 48-month contract that included an evaluation of all activities developed at each AFB/community site.

Results published in the *Journal of Studies on Alcohol and Drugs* showed that the USAF-wide percentage of junior enlisted personnel reporting an AUDIT score of 8 or greater (indicating they are at elevated risk for problem drinking) fell from 20.4 percent in 2006 to 13.8 percent in 2008. On four of the five experimental bases, the percentage of junior enlisted airmen with AUDIT scores of 8 or higher fell significantly between baseline and 1 year after the intervention. It is important to note, however, that AUDIT scores across the USAF declined during the same period of time. Only two bases (Luke, AZ, and Malmstrom, MT) showed a significantly greater decline in the percentage of high AUDIT scores compared with their matched control bases.

Prevention for Multiethnic Urban Youth: As an outgrowth of Project Northland and Project Northland for Urban Youth, NIAAA continues to investigate how two programs with known efficacy in certain populations can be effectively implemented with multiethnic urban youth. The proposed project will examine trajectories, consequences, and multiple levels of influence on alcohol use among urban poor adolescents, explicitly comparing patterns of effects across ethnic and gender subgroups. This longitudinal study comparing patterns and trajectories of alcohol use and problems across these important subgroups will directly guide the development of further refined interventions of increased efficacy and effectiveness.

Multicomponent Community Interventions for Youth: NIAAA issued a request for applications titled "Multi-Component Youth/Young Adult Alcohol Prevention Trials," resulting in one award in 2011. The project will create, implement, and evaluate a community-level intervention to prevent underage drinking and negative consequences among American Indian and White youth in rural high-risk communities in northeastern Oklahoma. The study utilizes community environmental change and brief intervention and referral approaches that will be evaluated alone and in combination.

Publications: NIAAA issued a screening guide for children and adolescents for use by health care practitioners titled, *Alcohol Screening and Brief Intervention for Youth: A Practitioner's Guide.* NIAAA also disseminates information about the prevention of underage drinking through a variety of publications, including two new fact sheets, one on underage drinking (pubs.niaaa.nih.gov/publications/UnderageDrinking/Underage_Fact.pdf) and one on college

drinking (pubs.niaaa.nih.gov/publications/CollegeFactSheet/CollegeFactSheet.pdf), an updated and expanded version of its booklet *Make a Difference—Talk to Your Child About Alcohol* (English and Spanish); two issues of *Alcohol Research and Health, Alcohol and Development in Youth: A Multidisciplinary Overview* (2004/2005) and *A Developmental Perspective on Underage Alcohol Use* (2009); several *Alcohol Alerts* including *Underage Drinking: Why Do Adolescents Drink, What Are the Risks, and How Can Underage Drinking Be Prevented?* (2006) and *A Developmental Perspective on Underage Alcohol Use* (2009); *Parenting to Prevent Childhood Alcohol Use* (2010); a number of seasonal fact sheets focusing on underage drinking issues surrounding high school graduation, the first weeks of college, and spring break; the widely cited report from NIAAA's college drinking task force, *A Call to Action: Changing the Culture of Drinking at U.S. Colleges* (2002a), and a brief update on college drinking, titled *What Colleges Need to Know Now: An Update on College Drinking Research* (2007).

NIAAA also sponsored and edited a special 2008 supplement to the journal *Pediatrics* titled *Underage Drinking: Understanding and Reducing Risk in the Context of Human Development.* Additional publications include a special July 2009 supplement to the *Journal of Studies on Alcohol and Drugs* on NIAAA's rapid response initiative to reduce college drinking and *Update on the Magnitude of the Problem*; a 2009 article in the journal *Alcohol Research and Health* titled "A Developmental Perspective on Underage Alcohol Use"; and the lead article in the December 2010 issue of the *American Journal of Preventive Medicine*, "Alcohol risk management in college settings: The Safer California Universities Randomized Trial."

In addition, recent issues of NIAAA's webzine, the *NIAAA Spectrum*, have highlighted underage and college drinking:
http://www.spectrum.niaaa.nih.gov/archives/v4i1Feb2012/media/pdf/NIAAA_Spectrum_Newsletter_F eb2012.pdf and
http://www.spectrum.niaaa.nih.gov/media/pdf/NIAAA_Spectrum_Newsletter_Sept2012.pdf.

NIAAA Website: The NIAAA website, http://www.niaaa.nih.gov, provides adults with information about the science and prevention of underage drinking and includes links to NIAAA's college website (http://www.collegedrinkingprevention.gov) and its youth-targeted website (http://www.thecoolspot.gov).

- *College Drinking Prevention Website:* NIAAA's website addressing alcohol use among college students (http://www.collegedrinkingprevention.gov) was recently redesigned and updated to permit easier navigation by topic or by audience. Updated features include new statistics, recent research papers, and presentations from task force participants along with a new section on choosing the right college.
    - *Coolspot Website for Kids:* Targeted to youth ages 11 to 13 years old, http://www.thecoolspot.gov provides information on underage drinking, including effective refusal skills. Recent upgrades include a wide range of new sound effects and voiceovers throughout the site, a dedicated teacher and volunteer corner for use in middle-school classrooms or afterschool programs, and innovative ways to teach young people about peer pressure and resistance skills through a guided reading activity and two lesson plans that accompany the site's interactive features.

Leadership to Keep Children Alcohol Free: NIAAA was one of the founders of this nationwide organization, launched in 2000 and spearheaded by spouses of current and former governors. It is the oldest and largest organization of governors' spouses focused on a single issue. Now a 501c3 nonprofit foundation, it was previously supported by seven public and private funding organizations. The organization's goals are to:

- Make prevention of alcohol use among minors a national health priority.
- Focus state and national policymakers and opinion leaders on the seriousness of early-onset alcohol use.
- Educate the public about the incidence and impact of alcohol use by children ages 9 to 15.
- Mobilize the public to address these issues in a sustained manner and work for change within their families, schools, and communities.

In the past, members of Leadership to Keep Children Alcohol Free (Leadership) produced television PSAs directed at parents and other adults in their respective states and at supported youth-centered events. With support from NIAAA and SAMHSA, Leadership worked closely with the Office of the Surgeon General to ensure that the Surgeon General's *Call to Action to Prevent and Reduce Underage Drinking* was broadly disseminated. For example, governors' spouses who were members of Leadership worked with the Acting Surgeon General to "roll out" the *Call to Action* in various states. Leadership continues to collaborate with SAMHSA, NIAAA, and OSG in its work as an independent foundation.

Activities Related to Underage Drinking

Alcohol Policy Information System (APIS): APIS is an electronic resource that provides authoritative, detailed information comparable across states on alcohol-related policies in the United States at both state and federal levels. Designed primarily for researchers, APIS encourages and facilitates research on the effects and effectiveness of alcohol-related policies. Although not dedicated to underage drinking policies, APIS does provide information on policies relevant to underage drinking (e.g., retail alcohol outlet policies for preventing alcohol sales and service to those under age 21).

Longitudinal and Genetic Epidemiology Studies and the National Epidemiologic Survey on Alcohol and Related Conditions: A number of longitudinal studies following subjects first identified as adolescents (along with genetic epidemiology studies) are particularly pertinent to underage drinking, as is NESARC, which includes people ages 18 to 21. Such studies could potentially enhance understanding of the etiology, extent, and consequences of underage alcohol consumption. Analysis of NESARC data indicates that 18- to 24-year-olds have the highest prevalence of alcohol dependence of any age group in the general population, underscoring the need for enhanced early prevention efforts. In 2012, NIAAA launched the new nationally representative National Health and Alcohol Survey, which captures information on alcohol dependence and other related mental health conditions from over 46,000 individuals. DNA samples will also be collected. The NHAS will provide important prevalence data about alcohol use disorders, related disorders and problems, and overall health that can be used to inform advances in the prevention and treatment of alcohol use disorders, which affect millions of Americans of all ages every year.

National Institute on Drug Abuse/HHS

Activities Specific to Underage Drinking

None

Activities Related to Underage Drinking

Girl-Specific Intervention (GSI): Delivered via CD-ROM, GSI is a family-based intervention that targets mothers and their preadolescent and adolescent daughters to prevent substance use. GSI consists of 10 sessions targeting affective quality, coping, refusal skills, mood management, conflict resolution, problem solving, self-efficacy, body esteem, normative beliefs, social supports, and mother–daughter communication. In addition, the intervention targets family rituals, mothers' use of rules against substance use, child management, mother–daughter affective quality, and mothers' communication with their daughters. A previous test of the intervention with 202 pairs of predominantly White adolescent girls and mothers showed improvements in communication skills and conflict management. Compared with girls in the control condition, daughters who received the intervention reported improved alcohol use refusal skills, healthier normative beliefs about underage drinking, greater self-efficacy in avoiding underage drinking, less alcohol consumption (in the past 7 days, 30 days, and year), and lower intentions to drink as adults.

A recently completed randomized controlled trial tested the intervention with 11- to 13-year-old primarily Black and Hispanic girls and their mothers (*N*=546), delivered primarily within housing authority centers in New York (Schinke, Fang, Cole, & Cohen-Cutler, 2011). Girls in the intervention condition reported significant improvements in the quality of their communications with their mothers, perceptions of family rules against their substance use, perceptions of parental monitoring, and normative beliefs about substance use, compared with girls in the control condition. Rates of 30-day alcohol consumption were lower for girls in the intervention condition compared with girls in the control condition. The intervention also had a significant impact on girls' reports of depression, self-efficacy to avoid drugs, and intentions to drink, smoke, and use drugs in adulthood. Outcomes for mothers also favored GSI, with mothers in the intervention condition reporting significantly more rules against the use of drugs, and higher levels of parental monitoring at posttest, than mothers in the control condition.

Strong African-American Families (SAAF) Program: SAAF is a family-centered risk behavior prevention program that enhances protective caregiving practices and youth self-regulatory competence. SAAF consists of separate parent and youth skill-building curricula and a family curriculum. Evaluations have confirmed SAAF's efficacy for 11-year-olds in preventing, across several years, the initiation of risk behaviors, including alcohol use; enhancing protective parenting practices; and increasing youth self-regulatory capabilities. The program was effective when primary caregivers had clinical-level depressive symptoms and when families reported economic hardship; it can also ameliorate genetic risk for involvement in health-compromising risk behaviors across preadolescence. A recently completed randomized controlled trial of SAAF targeted African American adolescents in high school (*N*=505). This study found that 22 months after baseline the intervention had a significant impact on substance use and substance use problems (including alcohol), conduct problems, and depression symptoms for youth in the intervention condition compared with youth in the control condition (Brody et al., 2012).

After Deployment: Adaptive Parenting Tools (ADAPT): Adapted from an evidence-based Parent Management Training-Oregon (PMTO) model intervention, Parenting through Change, the ADAPT program is designed for military families with a parent reintegrating from the conflicts in Afghanistan and Iraq (OEF/OIF). ADAPT is a modified version of PMTO that is enhanced with web-based supports, and is specific to military families and culture. ADAPT utilizes small-group parenting sessions that provide support and skills for positive parent–child interactions, emotion regulation, and effective parenting practices. Previous research on PMTO interventions for families from universal and high-risk populations (e.g., divorcing families, low-income families, and youth with early-onset conduct problems) have demonstrated that the program is effective in reducing coercive parenting and increasing positive parenting. Longitudinal followup studies have shown positive effects of PMTO on a broad array of outcomes, including child and parent adjustment, youth substance use and related behavior problems, as well as other areas of family functioning. Currently, a study of the ADAPT model is being conducted with 400 reintegrating Army National Guard families with 6- to 12-year-old children to test the effectiveness of the intervention for improving parenting and reducing child risk for substance use and related behavior problems, and satisfaction with the program. A recent article describes the need for programs such as ADAPT, the PMTO evidence base supporting the program, and recommendations for providers, for supporting parenting among military families as a way to reduce youth risk factors and promote well-being (Gewirtz, Erbes, Polusny, Forgatch, & Degarmo, 2011).

Coping Power: Coping Power is a multicomponent child and parent preventive intervention directed at preadolescent children at high risk for aggressiveness and later substance abuse and delinquency. The child component is derived from an anger coping program primarily tested with highly aggressive boys and shown to reduce substance use. The Coping Power Child Component is a 16-month program for children in the 5th and 6th grades. Group sessions usually occur before or after school or during nonacademic periods. Training focuses on teaching children how to identify and cope with anxiety and anger; control impulsiveness; and develop social, academic, and problem-solving skills at school and home. Parents are also trained throughout the program. Efficacy and effectiveness studies show Coping Power to have preventive effects on youths' aggression, delinquency, and substance use (including alcohol use). In a study of the intensity of training provided to practitioners, greater reductions in children's externalizing behaviors and improvements in children's social behaviors and academic skills occurred for those whose counselors received more intensive Coping Power training than for those in the basic Coping Power training or control conditions. A currently funded study of Coping Power is comparing the child component delivered in the usual small-group format with a newly developed individual format to determine whether the latter will produce greater reductions in substance use, children's externalizing behavior problems, and delinquency at a 1-year followup assessment.

EcoFIT (previously, Adolescent Transitions Program): This tiered intervention, targeted to children, adolescents, and their parents, recognizes the multiple environments of youth (e.g, family, caregivers, peers, school, and neighborhood). EcoFIT in schools uses a tiered approach to provide prevention services to students in middle and junior high school and their parents. The universal intervention level, directed to parents of all students in a school, establishes a Family Resource Room to engage parents, establish parenting practice norms, and disseminate information about risks for problem behavior and substance use. The selective intervention level

uses the Family Check-Up, which offers family assessment and professional support to identify families at risk for problem behavior and development of youth substance use and mental health problems. The indicated level, the Parent Focused curriculum, provides direct professional support to parents to make the changes indicated by the Family Check-Up. Services may include behavioral family therapy, parenting groups, or case management services. Findings showed that the EcoFIT model reduced substance use in high-risk students 11 to 14 years old (grades 6–9), with an average of 6 hours of contact time with the parents. Adolescents whose parents engaged in the Family Check-Up had less growth in alcohol, tobacco, and marijuana use and problem behavior from ages 11 through 17, along with decreased risk for substance use disorder diagnoses and arrests by age 18. The National Institute on Child Health and Human Development funded a study in 2012, with co-funding from NIDA, which will examine the role of parent–youth relationships in late adolescence on substance use and abuse during the transition to adulthood. This study will also evaluate the preliminary efficacy of a late adolescence version of the Family Check-up for preventing escalation of substance use during this developmental period, and promoting positive behavioral health outcomes in early adulthood.

Strengthening Families Program for Parents and Youth 10–14 (SFP 10–14): SFP is a seven-session skill-building program for parents, youth, and families to strengthen parenting and family functioning and to reduce risk for substance abuse and related problem behaviors among youth. Program implementation and evaluation have been conducted through partnerships that include state university researchers, cooperative extension system staff, local schools, and community implementers. Longitudinal comparisons with control group families showed positive effects on parents' child management practices (e.g., setting standards, monitoring children, and applying consistent discipline) and on parent–child affective quality. In addition, an evaluation of this program found delayed initiation of substance use at the 6-year followup. Other findings showed improved youth resistance to peer pressure to use alcohol, reduced affiliation with antisocial peers, and reduced levels of problem behaviors. Importantly, conservative benefit–cost calculations indicate returns of $9.60 per dollar invested in SFP 10–14. A longitudinal study of SFP 10-14 and Life Skills Training (LST) together and LST alone found that 5.5 years after baseline (end of grade 12) both interventions together and LST alone reduced growth in substance initiation. Both interventions also prevented more serious substance use outcomes among youth at high risk (use of at least two substances) at baseline. A currently funded study is supporting a long-term followup of a randomized trial of the multicomponent SFP 10–14 plus LST compared with LST alone, or a minimal contact control condition, following youth during late adolescence emerging adulthood to understand the long-term public health impact of universal prevention.

Good Behavior Game (GBG): GBG is a universal preventive intervention that provides teachers with a method of classroom behavior management. It was tested in randomized prevention trials in 1st- and 2nd-grade classrooms in 19 Baltimore City public schools beginning in the 1985–1986 school year and was replicated in the 1986–1987 school year with a second cohort. The intervention was aimed at socializing children to the student role and reducing early antecedents of substance abuse and dependence, smoking, and antisocial personality disorder—specifically, early aggressive or disruptive behavior problems. Analyses of long-term effects in the first-generation sample (1985–1986) at ages 19 to 21 show that, for males displaying more aggressive and disruptive behaviors in 1st grade, GBG significantly reduced drug and alcohol abuse and

dependence disorders, regular smoking, and antisocial personality disorder. Currently, NIDA is supporting a long-term second-generation (1986–1987) followup through age 25, including DNA collection for gene x environment analyses. NIDA supported a trial of GBG delivery in a whole-school-day context that emphasizes reading achievement, along with pilot research on models for implementing GBG in entire school districts. In addition, NIDA supported a pilot study for formative research on the large-scale implementation of GBG within a school district that could inform a system-level randomized trial on scaling up GBG. The pilot research focused on developing district partnerships, determining community-level factors that influence program implementation, and ensuring the acceptance, applicability, and relevance of measures and intervention design requirements for a large-scale trial. The conceptual framework guiding the development of the partnership and lessons learned are described in an article (Poduska, Gomez, Capo, & Holmes, 2012) that also addresses the implications for implementing evidence-based universal prevention programs such as GBG through research and practice partnerships.

Life Skills Training (LST): LST addresses a wide range of risk and protective factors by teaching general personal and social skills, along with drug resistance skills and normative education. This universal program consists of a 3-year prevention curriculum for students in middle or junior high school, with 15 sessions during the first year, 10 booster sessions during the second year, and 5 sessions during the third year. The program can be taught in grades 6, 7, and 8 (for middle school) or grades 7, 8, and 9 (for junior high schools). LST covers three major content areas: drug resistance skills and information, self-management skills, and general social skills. The program has been extensively tested and found to reduce the prevalence of tobacco, alcohol, and illicit drug use relative to controls by 50 to 87 percent. NIDA currently funds a study examining the dissemination, adoption, implementation, and sustainability of LST.

Media Detective: Media Detective is a media literacy education program for elementary schools to increase children's critical thinking skills about substance use media messages and reduce their intent to use tobacco and alcohol products. The program is a 10-lesson curriculum that was developed through NIDA's Small Business Innovation Research (SBIR) program. A short-term, randomized controlled trial was conducted to evaluate the effectiveness of Media Detective, through a comparison of outcomes among students (ages 7–13) in schools randomly assigned to receive the intervention and schools assigned to a wait-list control condition. Findings from this trial revealed that students in the Media Detective group who reported using alcohol or tobacco in the past reported significantly less intention to use and more self-efficacy to refuse substances than students in the control condition who reported prior use of alcohol or tobacco (Kupersmidt, Scull, & Austin, 2010). Also, boys in the Media Detective group reported significantly less interest in alcohol-branded merchandise than boys in the control group. This was an evaluation of the short-term effects (pretest/posttest) of a relatively brief intervention designed to improve students' media literacy related to alcohol and tobacco use. These early results suggest that the program is having both universal and targeted influence on school children's intentions to use substances. Currently, a similar methodology is being used to develop a media literacy prevention intervention for high school teachers and students. The intervention uses active learning methods and is designed to be implemented in public, private, and home school settings as well as community-based settings.

Project Towards No Drug Abuse (Project TND): This intervention targets youth in alternative or traditional high schools to prevent their transition from drug use to drug abuse. It considers

the developmental issues faced by older teens, particularly those at risk for drug abuse. The core of Project TND is 12 in-class sessions that provide motivation and cognitive misperception correction and social and self-control skills, along with decisionmaking materials that target the use of cigarettes, alcohol, marijuana, and hard drugs as well as participation in violence-related behavior, such as carrying a weapon. The classroom program has been found effective at 1-year followup in three experimental field trials. Although promising classroom program effects have been obtained in previous trials, only main effects on hard drug use and cigarette smoking have been maintained past 1-year followup, but not a main effect for marijuana or alcohol use.

A recently completed randomized controlled trial on the dissemination and implementation of Project TND in traditional high schools, in which schools were randomly assigned to one of three conditions (comprehensive implementation support for teachers, regular workshop training only, or standard care control) found that comprehensive training approaches may improve implementation fidelity, but improvements in fidelity may not result in strong program outcomes of Project TND (Rohrbach, Gunning, Sun, & Sussman, 2010). Results indicated that, relative to the controls, both intervention conditions produced effects on hypothesized program mediators, such as greater gains in program-related knowledge, greater reductions in substance use intentions (cigarette, marijuana, and hard drugs), and more positive changes in drug-related beliefs. In addition, there were stronger effects on implementation fidelity in the comprehensive training condition, than in the regular training condition. However, despite these effects, 7 of the 10 immediate student outcome measures showed no significant differences between conditions. A current study of Project TND is examining the role of brief telephone booster sessions based on motivational interviewing and delivered over multiple years—from late adolescence into emerging adulthood—to sustain and possibly enhance long-term outcomes (Barnett et al., 2012).

***Community-Level Studies**:* Community-level studies address questions related to the dissemination and implementation of evidence-based substance abuse prevention programs. Examples include the following.

- *Communities That Care (CTC):* An operating system for quality implementation of evidence-based preventive interventions targeted to specific risk and protective factors within the community, CTC provides a framework for assessing and monitoring community-level risk and protective factors, training, technical assistance, and planning and action tools for implementing science-based prevention interventions through community service settings and systems. The Community Youth Development Study (CYDS) is testing CTC in 7 states with 12 matched pairs of communities randomized to receive the CTC system or serve as controls. CYDS targets youth in grades 6 through 12. Participating communities selected and implemented evidence-based prevention interventions based on their community profile of risk and protective factors. A panel of 4,407 5th graders were recruited and followed annually to assess impact of the CTC system on substance use and related outcomes. Annual surveys of youth in grades 6, 8, 10, and 12 were also conducted. Initial results from the longitudinal panel demonstrated that mean levels of risk exposure were significantly lower for youth in the CTC condition than youth in the control condition (Hawkins et al., 2008). From grades 5 through 8, youth in the intervention condition had lower incidences of alcohol, cigarette, and smokeless tobacco initiation, and significantly lower delinquent behavior than those in the control condition.

In grade 8, the prevalence of alcohol and smokeless tobacco use in the last 30 days, binge drinking in the last 2 weeks, and delinquency behaviors in the past year were significantly lower for youth in CTC communities than for youth in control communities (Hawkins et al., 2009). At grade 10, the prevalence of current cigarette use and past-year delinquent and violent behavior were lower in CTC communities than in control communities (Hawkins et al., 2012). Also, the odds of initiating alcohol use by grade 10 were significantly lower (38 percent lower) in CTC communities than in the control communities. Arthur and colleagues (2010) examined the implementation of core intervention elements by coalitions in CYDS and found that, compared with control coalitions, CYDS coalitions implemented significantly more of the CTC core elements (e.g., using community-level data on risk and protective factors to guide selection of effective prevention programs) and also implemented significantly higher numbers of tested, effective prevention programs. In addition, CTC communities had greater sustainability of tested and effective programs and delivered the programs to more children and parents than control communities (Fagan, Arthur, Hanson, Briney & Hawkins, 2011). A recent economic analysis of CTC found a benefit–cost ratio of $5.30 per $1 invested (Kuklinski, Briney, Hawkins, & Catalano, 2012).

- *PROmoting School/Community-University Partnerships To Enhance Resilience (PROSPER):* An innovative partnership model for the diffusion of evidence-based preventive interventions that reduce youth substance use and other problem behaviors, the PROmoting School/ Community-University Partnerships to Enhance Resilience (PROSPER) partnership model links land-grant university researchers, the cooperative extension system, the public school system, and community stakeholders. A randomized trial of PROSPER was conducted in 28 school districts in rural and semiurban communities in Iowa and Pennsylvania, blocked on size, and randomly assigned to the PROSPER partnership model or to a usual programming control condition. Approximately 10,000 6th graders recruited across two cohorts were enrolled in the study along with approximately 1,200 students and their parents. In the PROSPER condition, communities received training and support to implement evidence-based prevention through the partnership and selected interventions from a menu of efficacious and effective universal prevention programs. Analyses 18 months after baseline revealed significant intervention effects compared with the control condition, particularly reduced new-user rates of marijuana, methamphetamine, ecstasy, and inhalant use; lower rates of initiation of gateway and illicit substance use; and lower rates of past-year marijuana and inhalant use and drunkenness (Spoth et al., 2007).

  In a study of 10th-grade findings, 4.5 years past baseline, youth in the PROSPER condition reported significantly lower lifetime/new-user rates of marijuana, cigarettes, inhalants, methamphetamine, ecstasy, alcohol use, and drunkenness compared with the control condition (Spoth et al., 2011). Among youth at higher risk for substance use at baseline, those in the intervention condition showed significantly slower growth in substance use between 6th grade and 10th grade relative to controls. Sustainability of implementation quality was examined 6 years after initiating the PROSPER model (Spoth, Guyll, Redmond, Greenberg, & Feinberg, 2011). Adherence to the school-based and family-based intervention models was high, averaging near 90 percent across multiple implementation cohorts (five school-based cohorts; six family-based cohorts). A continuation study was funded in 2012 to understand effects of PROSPER in emerging adulthood, for participants who received evidence-based interventions in middle school. Reductions in substance abuse, antisocial

behaviors, sexual risk behaviors, and improvements in healthy adult functioning will be examined.

- *Building Infrastructure and Capacity to Support Sustained, Quality Implementation of Evidence-Based Interventions:* NIDA supported a large-scale grant to address the lack of well-integrated infrastructure across public education systems to support quality delivery of evidence-based interventions. The project was based on the PROSPER model—a partnership model for implementation of evidence-based prevention interventions targeting alcohol, tobacco, and other drug use and abuse and related problems. Activities included in-depth capacity and resource assessments at state (Cooperative Extension Service; Departments of Education, Health, and Juvenile Justice) and community levels and capacity building, including awareness building, organizational and leadership networking, resource generation, and introductory training on the PROSPER model. Another feature included developing a web-based process and outcome evaluation system. A goal of this grant was to develop research-based approaches to build the nation's capacity to reduce youth substance use, including alcohol use and abuse, and create rapid advances in the prevention science field from research to practice.
- *Creating the Scientific Infrastructure for the Promise Neighborhood Initiative:* NIDA supported a large-scale infrastructure grant focused on the implementation of comprehensive preventive interventions in the nation's highest poverty neighborhoods. This project coordinated with the Promise Neighborhood initiative that is being led by the U.S. Department of Education. The grant supported the Promise Neighborhood Consortium (PNC), which provided an infrastructure through which the scientific community could assist America's high-poverty neighborhoods in translating existing knowledge into widespread improvements in well-being, including the prevention of substance abuse, antisocial behavior, risky sexual behavior, depression, and academic failure, and the promotion of diverse forms of prosocial behavior and academic achievement. The goals of the grant were to (1) establish the infrastructure for the PNC; (2) create a state-of-the-art website system to enable the research and neighborhood members of the PNC to communicate and collaborate; (3) specify measures of neighborhood well-being and the risk and protective factors that influence multiple problems; (4) define a menu of evidence-based policies, programs, and practices for use across a neighborhood or community to reduce the prevalence of substance abuse and related social, emotional, behavioral, and health problems; and (5) create at least eight intervention research teams to design intervention research in high-poverty neighborhoods. The prevention plan focused on the promotion of nurturing environments and emphasizes impact on children, youth, and families. One of the products from the consortium was a framework for the promotion of child health and development in high-poverty neighborhoods, including risk and protective factors that could be impacted by evidence-based interventions (Komro, Flay, Biglan, & PNC, 2011).
- *Community Monitoring Systems—Tracking and Improving the Well-Being of America's Children and Adolescents:* Community Monitoring Systems is a monograph that describes federal, state, and local monitoring systems that provide estimates of problem prevalence; risk and protective factors; and profiles regarding mobility, economic status, and public safety indicators. Data for these systems come from surveys of adolescents and archival records. Monitoring the well-being of children and adolescents is a critical component of efforts to prevent psychological, behavioral, and health problems and to promote successful

adolescent development. Research during the past 40 years has helped identify aspects of child and adolescent functioning that are important to monitor. These aspects, which encompass family, peer, school, and neighborhood influences, have been associated with both positive and negative outcomes for youth. As systems for monitoring well-being become more available, communities will become better able to support prevention efforts and select prevention practices that meet community-specific needs.

Preventing Drug Use among Children and Adolescents: A Research-Based Guide for Parents, Educators, and Community Leaders, 2nd Edition: This booklet is based on a literature review of all NIDA prevention research from 1997 through 2002. Before publication, it was reviewed for accuracy of content and interpretation by a scientific advisory committee and reviewed for readability and applicability by a Community Anti-Drug Coalitions of America (CADCA) focus group. The publication presents the principles of prevention; information on identifying and using risk and protective factors in prevention planning; applying principles in family, school, and community settings; and summaries of effective prevention programs.

National Drug Facts Week (NDFW): NDFW is a health observance week for teens that aims to provide accurate information about alcohol, tobacco, and other drug abuse. During this week, NIDA also holds a Drug Facts Chat Day, where NIDA scientific staff and colleagues from NIMH and NIAAA respond to questions and concerns from students on substance abuse and mental health topics. A companion NIDA publication, titled *Drug Facts: Shatter the Myths* is also a resource for NDFW. This publication answers teens' most frequently asked questions about alcohol, tobacco, and other drug use. Information on NDFW can be found at: http://drugfactsweek.drugabuse.gov/index.php. The most recent NDFW was scheduled for January 28–February 3, 2013, and the Drug Facts Chat Day was scheduled for January 31, 2013.

Monitoring the Future (MTF): MTF is an ongoing study of substance abuse (including alcohol) behaviors and related attitudes of secondary school students, college students, and young adults. Students in grades 8, 10, and 12 participate in annual surveys (8th and 10th graders since 1991, and 12th graders since 1975). Within the past 5 years, 45,000 to 47,000 students have participated in the survey each year. Followup questionnaires are mailed to a subsample of each graduating class every 2 years until age 35 and then every 5 years thereafter. Information on current findings from MTF can be found on the NIDA website: http://www.drugabuse.gov/related-topics/trends-statistics/monitoring-future.

Substance Abuse and Mental Health Services Administration/HHS

Activities Specific to Underage Drinking

Development of an Underage Drinking Prevention National Media Campaign: SAMHSA's Center for Substance Abuse Prevention (CSAP) is creating a new, research-based national media campaign that will motivate parents of children ages 9 to 15 to take action to prevent underage drinking. CSAP conducted a literature review, convened an expert panel, held stakeholder interviews, and conducted a series of focus groups with parents and interviews with children in the target age range. CSAP engaged five pilot sites across the United States to test campaign materials before the national launch of the campaign in February 2013. Campaign messages have been developed and tested in the pilot sites for television, radio, and print.

Leadership to Keep Children Alcohol Free: Leadership to Keep Children Alcohol Free (Leadership) is a nationwide organization of current and former governors' spouses who focus on preventing alcohol use by youth ages 9 to 15 (also see NIAAA entry on this organization). SAMHSA works with Leadership to link the agency's Substance Abuse Prevention and Treatment Block Grant prevention programs, other SAMHSA-supported programs such as town hall meetings, and the agency's public service announcements with Leadership's initiatives. In addition, SAMHSA supported Leadership in its efforts to disseminate the Surgeon General's *Call to Action*. Leadership is also represented on the expert panel advising the SAMHSA underage drinking prevention national media campaign.

Underage Drinking Prevention Education Initiatives: This SAMHSA/CSAP effort provides resources, message development, public outreach and education, and partnership development for preventing underage alcohol use among youth up to age 21. The initiative provides ongoing support for the ICCPUD web portal and town hall meetings, Too Smart To Start, Building Blocks for a Healthy Future (Building Blocks), the state/Territory Video Initiative (all detailed below), and other national and community-based prevention initiatives conducted by SAMHSA and CSAP.

- *ICCPUD Web Portal:* SAMHSA, on behalf of ICCPUD, maintains a web portal (http://www.stopalcoholabuse.gov) dedicated to the issue of underage drinking and consolidates comprehensive research and resources developed by the 15 federal agencies of ICCPUD. The portal includes information on underage drinking statistics (i.e., prevalence, trends, and consequences), training events, evidence-based approaches, and other resources and materials that support prevention efforts. Direct links are provided to federally supported websites designed to prevent substance abuse, including alcohol. Information is intended to serve all stakeholders (e.g., community-based organizations involved in prevention, policymakers, parents, youth, and educators). The portal also includes a subsite for the town hall meeting initiative and its supporting resources. SAMHSA, with input from ICCPUD, is currently restructuring the website to better serve the needs of diverse users. As of December 2012, the web portal was averaging 623 visits per day and the average time onsite at 10 minutes, 48 seconds.
- *Town Hall Meetings:* To engage communities nationwide in evidence-based efforts to prevent and reduce underage alcohol use, ICCPUD—with SAMHSA as the lead agency—has supported town hall meetings in 2006, 2008, 2010, and 2012. These meetings, held in every state, the District of Columbia, and some of the territories during each round, are an effective approach for raising public awareness of underage drinking as a public health problem and mobilizing communities to take preventive action. For example, a summary report by the Governor's Prevention Advisory Council (GPAC) Underage Drinking Prevention Workgroup on town hall meetings held in California in 2010 found that 20 percent of these events resulted in plans to develop a social host ordinance or other alcohol-related legislation, 5 percent led to development of new prevention coalitions, and 17 percent recruited new members for existing coalitions. Iowa coordinates its town hall meetings statewide to gather community feedback that can be used to assess progress in reducing and preventing underage alcohol use and its consequences. In 2012, nearly 1,400 community-based organizations registered their intent to hold more than 1,500 events, despite decreasing budgets for many prevention organizations. During FY 2012, one report was released on the results of the meetings: *2010 Town Hall Meetings: Mobilizing Communities to Prevent and*

Reduce Underage Alcohol Use, an Evaluation Report. SAMHSA is developing a summary report on the 2012 town hall meetings.

- *Webcasts:* SAMHSA hosted two live national webcasts in support of the 2012 Town Hall Meeting initiative: Making the Grade on College Drinking Prevention (February 6, 2012) and Getting to Outcomes Through Town Hall Meetings (May 21, 2012). Both webcasts featured national experts and prevention specialists who were achieving notable progress in reducing underage drinking prevention in their communities. Both webcasts attracted a broad audience: 542 individuals attended the first webcast in person or online; 350 attended the second webcast online. These national webcasts are achieved and available for viewing at: http://www.stopalcoholabuse.gov/TownHallMeetings/resources/training.aspx. In addition, page views of the ICCPUD website at http://www.stopalcoholabuse.gov soared during the 2 months in which the webcasts were broadcast: 1,849,224 during February and 1,044,193 during May. The average number of page views for all other months from September 2011 to August 2012 was 288,158/month. These events were promoted through social media, stakeholder e-mail lists, and national and community partner organizations.
- *Too Smart To Start* (*TSTS*)*:* TSTS is a national community education program targeting youth and teens as well as their parents, other caregivers, and educators. TSTS provides professionals, volunteers, and parents with tools and materials that help shape healthy behaviors and prevent alcohol use for a lifetime. TSTS includes an interactive website (http://www.toosmarttostart.samhsa.gov), technical assistance, and a community action kit. The program actively involves entire communities in sending clear, consistent messages about why children should reject underage drinking, and includes materials and strategies that are flexible enough to be used in communities of all sizes.
- *Building Blocks for a Healthy Future*: Building Blocks is an early childhood substance abuse prevention program that educates parents and caregivers of children 3 to 6 years old about ways to reduce basic risk factors and enhance protective factors related to the behavioral health of their children. This evidence-based program is based on six protective steps identified by NIDA and SAMHSA that adults can take to help children avoid later drug use, such as establish and maintain good communication with their children and make clear rules and enforce them consistently. Building Blocks materials are available in both English and Spanish. SAMHSA holds training workshops on the use of Building Blocks materials at semiannual meetings held by the National Head Start Association and the conferences of other child-serving organizations. The website (http://www.bblocks.samhsa.gov) offers several lessons plans each year for early childhood educators, and pairs them with materials for parents so they can reinforce classroom activities at home. During FY 2012, SAMHSA established a relationship with regional Head Start programs as the groundwork for an evaluation of program outcomes.
- *State/Territory Video Initiative*: SAMHSA initiated this project in 2006 to explore the potential benefits of developing a series of short videos (each 7 to 10 minutes long) showcasing underage alcohol use prevention efforts in the states. The videos are intended to:
  - Build awareness of current prevention efforts.
  - Promote resources available to community organizations.
  - Empower parents, youth, and organizations through opportunities to join these efforts.

  - Report on the measurable results of state/territory and community activities and initiatives (e.g., holding of town hall meetings and implementation of evidence-based approaches).

  Following a positive response to videos developed in direct collaboration with and pilot-tested by four states (Arizona, Louisiana, Mississippi, and Texas), SAMHSA expanded the video initiative to include all states and territories. SAMHSA aims to produce videos for all 50 states, 8 territories, and the District of Columbia before 2014. During FY 2012, SAMHSA provided video production support to 17 states (Alabama, Arizona, Idaho, Illinois, Indiana, Kansas, Maine, Maryland, Massachusetts, Michigan, New Hampshire, North Carolina, New Jersey, Ohio, South Carolina, Tennessee, and Wisconsin), the District of Columbia, and Puerto Rico. The number of videos produced to date is 37 (some states and territories produced more than one). Completed videos can be viewed on the SAMHSA YouTube page at http:// www.youtube.com/user/SAMHSA#g/c/6F25AC126268A2B3, where they have been viewed more than 27,000 times to date. This initiative incorporates continuous evaluation of the process and the outcomes of the videos. A full report is expected in 2014.

- *American Indian Underage Drinking Prevention Video*: In late 2010, SAMHSA began collaborating with its Native American Center for Excellence and its Expert Panel to plan a video supporting efforts by American Indian communities to keep their youth alcohol free. Interviews with 21 youth and 3 elders, based on the concept that "culture is prevention," were recorded in June 2012 during a national meeting of Native American youth. A first cut of this video is being produced.
- *Regional Meetings with States/Territories/Tribes/Communities*: SAMHSA conducted a series of five HHS regional meetings during summer 2011 with the goals of producing (1) a summary of effective regional underage drinking prevention efforts and (2) recommendations for stronger prevention approaches and resources needed by community-level prevention organizations to support their implementation. SAMHSA held these meetings with state prevention stakeholders recommended by National Prevention Network representatives and the National Association of State Alcohol and Drug Abuse Directors. In addition, SAMHSA has solicited input from key national groups, including those targeted to youth and those at the college level such as Students Against Destructive Decisions and the Network Addressing Collegiate Alcohol and Other Drug Issues. SAMHSA presented a summary report of its findings on successful prevention efforts, barriers to implementing strategic plans, policy concerns, and recommendations to its federal ICCPUD partners, who are working collaboratively on developing a unified national strategy

Strategic Prevention Framework State Incentive Grant (SPF SIG) Program: SPF SIG is one of CSAP's infrastructure grant programs. SPF SIGs provide funding for up to 5 years to states, territories, and Tribes that wish to implement the SPF to prevent the onset and reduce the progression of substance abuse, including childhood and underage drinking; reduce problems related to substance abuse in communities; and build prevention capacity and infrastructure at the state/Tribal/territory and community levels. The SPF itself is a five-step planning process that uses a public health approach to guide state/Tribal and community prevention activities. SPF SIGs require grantees to assess their prevention needs based on epidemiological data; build their prevention capacity; develop a strategic plan; implement effective evidence-based community prevention programs, policies, and practices; and evaluate outcomes.

Each SPF SIG is guided by a governor or Tribal advisory committee that includes state/Tribe/territory, community, and private-sector representation. Grantees are required to develop epidemiological workgroups at the state/Tribal/territory level to identify state-level priority substance abuse problems. Grantees must then allocate a minimum of 85 percent of the total grant award directly to communities to address those problems.

CSAP has awarded SPF SIGs to 49 states, the District of Columbia, 8 U.S. territories, and 19 Tribes. Cohort I grants were awarded in FY 2004; Cohort II in FY 2005; Cohort III in FY 2006; Cohort IV in FY 2009; and Cohort V in FY 2010. All SPF SIGs support the goals of the underage drinking initiative because all grant tasks, including needs assessment, capacity building, planning, implementation, and evaluation, must be carried out with consideration for the issue of underage drinking. As of 2010, 64 of the 78 grantees funded in Cohorts I through V had approved SPF SIG plans and had disseminated funds to communities to address identified priority substance abuse problems. By the end of FY 2009, more than 70 percent of SPF SIG states had reduced past-30-day underage drinking. In 2004, 33 percent of SPF SIG states reported improvement in perceived risk of alcohol use among youth ages 12 to 20. By 2008, that number had increased to more than 59 percent. Additionally, 48 percent of communities targeting underage binge drinking showed improvement and 62 percent of communities targeting underage 30-day use also showed improvement. An interim report on state and community outcomes data was published in September 2011.

Treatment of Adolescent Alcohol Abuse and Alcoholism/Replication of Effective Alcohol Treatment Interventions for Youth: The Assertive Adolescent and Family Treatment Program, which builds on effective interventions for youths with alcohol or other drug problems, is a program of SAMHSA's Center for Substance Abuse Treatment (CSAT). Participating sites receive funds to provide training and certification on using the Adolescent Community Reinforcement Approach and Assertive Continuing Care, both of which are proven youth interventions. This program increases the availability and effectiveness of treatment for youths with alcohol and drug problems and targets youths ages 12 to 20.

Sober Truth on Preventing Underage Drinking (STOP) Grant Program: In December 2006, the STOP Act was signed into public law establishing the STOP Act grant program. The program requires SAMHSA's CSAP to provide $50,000 per year for 4 years to current or previously funded Drug-Free Communities Program (DFC) grantees to enhance the implementation of evidence-based practices that are effective in preventing underage drinking. It was created to strengthen collaboration among communities, the federal government, and state, local, and Tribal governments; enhance intergovernmental cooperation and coordination on the issue of alcohol use among youth; and serve as a catalyst for increased citizen participation and greater collaboration among all sectors and organizations of a community that have demonstrated a long-term commitment to reducing alcohol use among youth.

STOP Act grant recipients are required to develop strategic plans using SAMHSA's Strategic Prevention Framework process, which includes a community needs assessment, an implementation plan, a method to collect data, and the evaluation, monitoring, and improvement of strategies being implemented to create measurable outcomes. Grantees are required to report every 2 years on four core Government Performance and Results Act (GPRA) measures: age of onset, frequency of use (past 30 days), perception of risk or harm, and perception of parental

disapproval across at least three grades from grades 6 through 12. SAMHSA's CSAP currently funds 103 community coalitions in 34 states across the United States. CSAP awarded 22 grants in Cohort II (which extends from FY 2009 to FY 2013) and 81 grants in Cohort III (which extends from FY 2012 to FY 2016).

Activities Related to Underage Drinking

Substance Abuse Prevention and Treatment (SAPT) Block Grant: The SAPT Block Grant is a major funding source for substance abuse prevention and treatment in the United States. States can and do use it to prevent and treat alcohol use disorders among adolescents. The SAPT Block Grant contains a primary substance abuse prevention set-aside that reserves a minimum of 20 percent of each state's Block Grant allocation for primary prevention activities. Although most primary prevention programs supported by these funds address substance abuse in general, many have an impact on underage drinking. The Block Grant application encourages states to report voluntarily on underage drinking strategies, such as implementation of public education and/or media campaigns; environmental strategies that focus on social marketing; laws against alcohol consumption on college campuses; policies or enforcement of laws that reduce access to alcohol by those under age 21, including event restrictions, product price increases, and penalties for sales to the underage population; data for estimated age of drinking onset; and statutes restricting alcohol promotion to underage audiences.

Partnership for Success: State and Community Prevention Performance Grant (PFS): The PFS is designed to provide states with up to 5 years of funding to achieve quantifiable decline in statewide substance abuse rates, incorporating a strong incentive to grantees that have met or exceeded their prevention performance targets by the end of the third year of funding. Grant awards were made to states with the infrastructure and demonstrated capacity to reduce substance abuse problems and achieve specific program outcomes. The overall goals of the PFS are to reduce substance abuse–related problems; prevent the onset and reduce the progression of substance abuse, including childhood and underage drinking; strengthen capacity and infrastructure at the state and community levels in support of prevention; and leverage, redirect, and realign statewide funding streams for prevention. Four states were funded in cohort I and one state funded in cohort II of the grant.

Strategic Prevention Framework, Partnership for Success (SPF-PFS II): Over a 3-year period, the SPF-PFS II is designed to address two of the nation's top substance abuse prevention priorities: (1) underage drinking among persons ages 12 to 20 and (2) prescription drug misuse and abuse among persons ages 12 to 25. PFS II grantees are permitted to choose a subset of these respective age ranges for the two prevention priorities based on their data findings. The SPF-PFS II is also intended to bring SAMHSA's Strategic Prevention Framework to a national scale. These awards provide an opportunity for recipients of the Substance Abuse Block Grant (SABG) that have completed an SPF SIG and are not currently funded through SAMHSA's Partnership for Success grants to acquire additional resources to implement the SPF process at the state and community levels. Equally important, the SPF-PFS II program promotes alignment and leveraging of prevention resources and priorities at the federal, state, and community levels. SPF-PFS II grantees are expected to meet several key requirements: (1) States must use a data-driven approach to identify which of the substance abuse prevention priorities they propose to address using the SPF-PFS II funds. States must use SPF-PFS II funds to address one or both of these priorities. At their discretion, states may also use SPF-PFS II funds to target an additional,

data-driven prevention priority in their state. (2) States must develop an approach to funding communities of high need (i.e., subrecipients) that ensures that all funded communities receive ongoing guidance and support from the state, including technical assistance and training. Of the 15 states awarded funding, 11 have chosen to target underage drinking. Three of the 11 have chosen underage drinking as their sole priority.

National Helpline (1-800-662-HELP): Individuals with alcohol or illicit drug problems or their family members can call the SAMHSA National Helpline for referral to local treatment facilities, support groups, and community-based organizations. The Helpline is a confidential, free, 24-hour-a-day, 365-days-a-year information service available in English and Spanish. Information can be obtained by calling the toll-free number or visiting the online treatment locator at http://www.samhsa.gov/treatment.

Targeted Capacity Expansion (TCE) Program: TCE in SAMHSA's CSAT addresses emerging substance abuse trends and the disparity between demand for and availability of appropriate treatment in some areas. The program supports rapid, strategic responses to unmet demand for alcohol and drug treatment services in communities with serious, emerging substance abuse problems and in communities with innovative solutions to these unmet needs. Adolescents are one of the target populations served by TCE grants.

Screening, Brief Intervention, Referral, and Treatment (SBIRT) Grants: SBIRT involves implementation of a system in community and specialist settings that screens for and identifies individuals with substance use–related problems. Depending on the level of problems identified, the system either provides for a brief intervention in a generalist setting or motivates and refers individuals with high-level problems and probable substance dependence disorder diagnoses to a specialist setting for assessment, diagnosis, and brief or long-term treatment. This includes training in self-management and involvement in mutual help groups, as appropriate. SBIRT grants are administered by CSAT. Several SBIRT grantees have developed programs that are available to individuals under age 21. Additional SBIRT information, including related publications, is available at http://www.sbirt.samhsa.gov.

Offender Reentry Program (ORP): This CSAT program addresses the needs of juvenile and adult offenders who use substances and are returning to their families and communities from incarceration in prisons, jails, or juvenile detention centers. ORP forms partnerships to plan, develop, and provide community-based substance abuse treatment and related re-entry services for target populations. The juvenile ORP targets youths ages 14 to 18, and the adult ORP includes adults ages 19 to 20.

Program To Provide Treatment Services for Family, Juvenile, and Adult Treatment Drug Courts: By combining the sanctioning power of courts with effective treatment services, drug courts break cycles of child abuse and neglect, criminal behavior, alcohol and/or drug use, and incarceration or other penalties. Motivational strategies are developed and used to help adolescents deal with the often-powerful negative influences of peers, gangs, and family members. SAMHSA/CSAT funds Juvenile Treatment Drug Court grants to provide services to support substance abuse treatment, assessment, case management, and program coordination for those in need of treatment drug court services.

Programs for Improving Addiction Treatment: SAMHSA/CSAT supports a variety of programs to advance the integration of new research into service delivery and improve addiction treatment nationally. For example, the Addiction Technology Transfer Center (ATTC) Network identifies and advances opportunities for improving addiction treatment. It assists practitioners and other health professionals in developing their skills and disseminates the latest science to the treatment community, providing academic instruction to those beginning their careers as well as continuing education opportunities and technical assistance to people already working in the addictions field. For more information on the ATTC Network, including related publications and resources, see http://www.ATTCNetwork.org.

In addition, CSAT has produced several Treatment Improvement Protocols (TIPs) that address a wide array of concerns. These TIPs include *TIP 16: Alcohol and Drug Screening of Hospitalized Trauma Patients*; *TIP 24: A Guide to Substance Abuse Services for Primary Care*; *TIP 26: Substance Abuse Among Older Adults*; *TIP 31: Screening and Assessing Adolescents for Substance Use Disorders*; *TIP 32: Treatment of Adolescents with Substance Use Disorders*; and *TIP 34: Brief Interventions and Brief Therapies for Substance Abuse*.

Fetal Alcohol Spectrum Disorders: SAMHSA's FASD Center for Excellence (CFE) is SAMHSA's largest alcohol prevention initiative, addressing innovative techniques and effective strategies for preventing alcohol use among women of childbearing age and providing assistance to persons and families affected by FASD. States, communities, juvenile justice systems, and academic institutions are in the process of improving their service delivery systems and policies and procedures to screen at intake for FASD among children, youth, and adults and refer individuals for interventions or for diagnosis, if necessary. These systems also participate in surveillance to create sustainable evidence-based responses to FASD. This initiative does not specifically target underage drinkers, but it is expected that through the current FASD CFE's collaboration with SAMHSA/CSAP underage drinking programs, more children, youth, and adults will be reached, educated, and trained on co-occurring issues (substance use/abuse) across the lifespans of individuals with FASD. The FASD CFE website, http://www.fasdcenter.samhsa.gov, reported 187,467 unique visitors and 493,276 total visits from January to December 2011, and 160,364 unique visitors and 429,991 total visits from January to September 2012. SAMHSA is also a member of the Interagency Coordinating Committee on FASD (ICCFASD), comprising federal partners such as NIAAA, the National Center for Birth Defects and Disabilities (NCBDD) of the Centers for Disease Control and Prevention, the Health Resources Services Administration (HRSA), and the Indian Health Service.

Access to Recovery (ATR): SAMHSA/CSAT ATR grants allow state and Tribal organizations the flexibility of designing and implementing a voucher program that meets the treatment and recovery support needs of consumers in their community. In doing so, ATR provides consumers with choices among substance abuse clinical treatment and recovery support service providers, expands access to comprehensive clinical treatment and recovery support options (including faith-based options), and increases substance abuse treatment capacity. Grantees are encouraged to support any mix of traditional clinical treatment and recovery support services that is expected to yield successful outcomes for the most people at the lowest possible cost. In addition, states and Tribal grantees may implement the program statewide or target geographic areas of greatest need, specific populations in need, or areas with a high degree of readiness to implement a

voucher program. More information on ATR, including related publications, can be accessed at http://www.atr.samhsa.gov.

Native American Center for Excellence (NACE): NACE was established by SAMHSA in 2007 as a national training and technical assistance resource on issues related to American Indian and Alaska Native (AI/AN) substance abuse prevention and behavioral health. NACE serves tribal health systems, community-based organizations, regional health boards, and others. NACE supports community-driven initiatives and solutions and brings cultural attention and sensitivity to all of its interactions and relationships with AI/AN communities. A 15-member panel of experts guides NACE services on a wide range of topics including AI/AN behavioral health assessment, capacity building, program planning, evidence-based practice implementation, evaluation, youth issues, and traditional healing. Culturally competent expert consultants and trainers representing a broad range of disciplines and approaches to wellness add to the rich pool of service providers that NACE offers. NACE also builds and supports strong collaborative initiatives as well as learning communities: virtual meetings of interested stakeholders on special topics where participants can talk, teach, share materials, and inspire each other. NACE contributes to AI/AN engagement and youth prevention throughout Indian Country in supporting the development of multimedia projects prevention video and culturally appropriate youth healing modalities.

Safe Schools/Healthy Students (SS/HS) Initiative: SS/HS seeks to create healthy learning environments that help students thrive, succeed in school, and build healthy relationships. A central goal of the initiative is to prevent children from consuming alcohol and other drugs, and the implementation of evidence-based programs such as Class Action, Family Matters, and Project Alert helps achieve this goal. The initiative also supports a variety of prevention activities involving families and communities such as "Safe Home Pledges" that ask parents to commit to maintaining a safe and alcohol-free environment (e.g., not serve alcohol to minors) and public forums and town hall meetings on drug and alcohol abuse. The results demonstrate the initiative has been successful in reducing alcohol consumption among students at participating SS/HS school districts. Between Year 1 and Year 3 of the grant, the percentage of students who reported drinking declined from 25.4 percent to 22.4 percent (according to GPRA data). This represents a decrease from 27,521 students drinking in Year 1 to 24,270 students drinking in Year 3. Furthermore, more than 80 percent of school staff reported the SS/HS grant helped reduce alcohol and other drug use among students. Reported 30-day alcohol use decreased nearly 12 percent from year 1 to year 3 of the grant (25.4 percent to 22.4 percent) for the 2005–2007 cohorts. This correlates to approximately 3,250 fewer students drinking in year 3, enough to fill 130 classrooms.

Implementing Evidence-Based Prevention Practices in Schools (Prevention Practices in Schools): This grant program provides funding to schools to implement the Good Behavior Game (GBG), a universal classroom preventive evidence-based practice provided to school-aged children. It has been proven to reduce antisocial behavior, alcohol and tobacco addiction, and suicidal ideation in young adults. Disruptive and aggressive behavior in classrooms, as early as the 1st grade, has been identified as a risk factor for the development of substance abuse, antisocial behavior, and violent criminal behavior. GBG was rigorously tested in clinical trials in Baltimore City public schools. Prevention Practices in Schools is a pilot grant program in its third year of a 5-year grant and has reached 16,019 of students so far.

Community Resilience and Recovery Initiative (CRRI): CRRI is a place-based initiative to improve behavioral health outcomes through enhanced coordination and evidence-based health promotion, illness prevention, treatment, and recovery support services in communities affected by the economic downturn. CRRI grants direct resources toward preventing or intervening early in behavioral health problems. They also aim to prevent a downward cycle that leads to chronic declines in community resilience and long-term behavioral health issues and unemployment among their residents. Through coordinated services, the CRRI grants work in funded communities to: reduce excessive drinking (and other substance use if the community chooses); reduce child maltreatment and family violence; enable communities to better identify and respond to suicide risk; build a sense of cohesiveness and connectedness; enable coordination across service systems and community organizations; and improve community resilience and reduce the impact of the economic downturn on behavioral health problems. CRRI grants are positively affecting client outcomes in their programs. These outcomes chart the progress of clients for whom both intake and 6-month followup data were available. These outcomes include increases in abstinence from alcohol/drugs, employment and education, stability in housing, and social connectedness and decreases in arrests and the negative social consequences of alcohol and drug use.

National Survey on Drug Use and Health (NSDUH): Conducted by SAMHSA, NSDUH (formerly the National Household Survey on Drug Abuse) is a primary source of national and state-level data on the prevalence and patterns of alcohol, tobacco, and illegal drug use, abuse, and dependence in the noninstitutionalized U.S. civilian population (ages 12 and older). The survey collects data through face-to-face interviews with approximately 68,000 respondents each year. NSDUH tracks information on underage alcohol use and provides a database for studies on alcohol use and related disorders.

Behavioral Health Services Information System (BHSIS): BHSIS, conducted by SAMHSA's Center for Behavioral Health Statistics and Quality (CBHSQ), is the primary source of national data on substance abuse treatment services. Although not specific to youth, BHSIS offers information on treatment facilities with special programs for adolescents as well as demographic and substance abuse characteristics of adolescent treatment admissions. It has four components:

- *Inventory of Behavioral Health Services (I-BHS)* is a list of all known public and private substance abuse and mental health treatment facilities in the United States and its territories.
- *National Survey of Substance Abuse Treatment Services (N-SSATS)* is an annual survey of all substance abuse treatment facilities in the I-BHS. It collects data on location, characteristics, services offered, and utilization, and is used to update the National Directory of Drug and Alcohol Abuse Treatment Programs and the online Substance Abuse Treatment Facility Locator.
- *National Mental Health Services Survey (N-MHSS)* is an annual survey of all mental health treatment facilities in the I-BHS. It collects data on location, characteristics, services offered, and utilization and is used to update the Mental Health Treatment Facility Locator.
- *Treatment Episode Data Set (TEDS)* is a compilation of data on the demographic and substance abuse characteristics of admissions to and discharges from substance abuse treatment, primarily at publicly funded facilities. State administrative systems routinely collect treatment admission information and submit it to SAMHSA in a standard format.

Drug Abuse Warning Network (DAWN): Conducted by SAMHSA, DAWN was a nationally representative public health surveillance system that continuously monitored drug-related visits to hospital emergency departments (EDs). Using a stratified two-stage cluster sampling design, SAMHSA collected data from a sample of approximately 250 nonfederal, short-stay, general hospitals with 24-hour EDs in the first stage, and a large fraction of the ED visits within those hospitals at the second stage. For each sampled ED visit caused by or related to drugs, DAWN collected up to 22 drugs involved in the visit, along with demographic information including patient's age and gender. In 2012, SAMHSA and the National Center for Health Statistics (NCHS), CDC, began work to incorporate DAWN's ED survey into the redesigned ED component of the new National Hospital Care Survey conducted by NCHS. DAWN data showed that in 2011, patients aged 20 or younger made nearly 440,000 drug-abuse-related ED visits, almost half of which (188,706 visits, or 43.2 percent) involved alcohol.

National Registry of Evidence-Based Programs and Practices: NREPP is a searchable online registry of mental health and substance abuse interventions that have been reviewed and rated by independent reviewers. It identifies scientifically tested approaches to preventing and treating mental and/or substance use disorders that can be readily disseminated to the field. NREPP exemplifies SAMHSA's work toward improving access to information on tested interventions and thereby reducing lag between the creation of scientific knowledge and its practical application in the field. For every intervention NREPP reviews, it publishes an intervention summary on its website that describes the intervention and its targeted outcomes and provides expert ratings of the quality of the research and its readiness for dissemination. This information helps individuals and organizations determine whether a particular intervention may meet their needs. SAMHSA advises having direct conversations with intervention developers and other contacts listed in the summary before selecting and/or implementing an intervention. As of fall 2012, more than 250 programs were evaluated by NREPP and posted on the NREPP website. For more information on NREPP, visit http://www.nrepp.samhsa.gov.

Center for the Application of Prevention Technologies (CAPT): SAMHSA's CAPT is a national training and technical assistance (T/TA) system committed to strengthening substance abuse prevention efforts at the regional, state, and local levels and building the nation's prevention workforce. SAMHSA's CAPT provides face-to-face and electronic T/TA services to 75 entities (52 states, 14 Tribes, and 9 jurisdictions) receiving funding through any of the following SAMHSA grant programs: Strategic Prevention Framework State Incentive Grants (SPF SIGs), Partnerships for Success I and II, the Substance Abuse Block Grant, and the State Epidemiological Outcomes Workgroups.

The CAPT provides a range of services focusing on underage drinking prevention. For example, from April to June 2012, the CAPT's West Resource Team facilitated a series of four webinars to introduce local prevention workers to specific underage drinking evaluation strategies, such as social host ordinances, responsible beverage service training, taxation and licensing, and social norms. The CAPT's Central Resource Team conducted a literature review on the risk factors for underage binge drinking and corresponding evidence-based prevention strategies—states in the CAPT's Central service area then used this information to inform community-level prevention planning processes. In January the CAPT provided assistance to Vermont on revising a draft set of performance and outcome measures for school-based prevention activities. In addition, in FY2012 the CAPT delivered more than 30 trainings to states, Tribes, and jurisdictions on using

the SPF to prevent underage drinking. In June, for example, CAPT T/TA providers conducted a 2-day onsite training for community-level prevention providers in the Federated States of Micronesia on underage drinking risk and protective factors and developing logic models.

Service to Science Initiative: Administered through CAPT (see above), SAMHSA/CSAP's Service to Science initiative helps innovative programs addressing critical substance abuse prevention to enhance their evaluation capacity. Since the initiative's inception in 2004, over 500 programs serving diverse populations in various settings have received direct TA. After their year of participation, programs are eligible to apply for 1-year subcontract awards to further enhance their evaluation capacity. In FY2012, 52 programs participated in the initiative. On behalf of SAMHSA, the CAPT also awarded subcontracts in FY2012 to 22 programs that had participated in FY2011. Of these funded programs, 10 addressed prevention or deterrence of underage drinking and 3 of these 10 addressed underage drinking prevention exclusively.

Office of the Surgeon General/HHS

Activities Specific to Underage Drinking

Dissemination of the* Call to Action *and the* Guides*: The ICCPUD agencies continue to promote the 2007 *Call to Action* and the accompanying *Guides to Action* as a key source of information on addressing the national health problem of underage drinking. The *Call to Action* and the *Guides* are available at http://www.surgeongeneral.gov and http://www.stopalcoholabuse.gov.

Activities Related to Underage Drinking

National Prevention Strategy: America's Plan for Better Health and Wellness: On June 16, 2011, the National Prevention, Health Promotion, and Public Health Council announced the release of the National Prevention Strategy, a comprehensive plan that will help increase the number of Americans who are healthy at every stage of life. Included in the Prevention Strategy is the section "Preventing Drug Abuse and Excessive Alcohol Use," which specifically addresses the need to prevent excessive alcohol use, including underage drinking. The recommendations made in this section of the strategy identify the need for more stringent alcohol control policies, advocate for the creation of environments that empower young people not to drink, and promote the use of SBIRT to screen for abuse.

Office of Juvenile Justice and Delinquency Prevention/DoJ

Activities Specific to Underage Drinking

Enforcing Underage Drinking Laws (EUDL): The EUDL program provides national leadership in ensuring that states, territories, and communities have the information, training, and resources needed to enforce underage drinking laws. Through EUDL, the OJJDP supports and enhances efforts by states and local jurisdictions to prohibit the sale of alcoholic beverages to minors and the purchase and consumption of alcoholic beverages by minors. (Minors are defined as individuals under 21 years old.) A governor-designated agency, through its EUDL coordinator, implements the EUDL initiative. State and territory agencies that implement OJJDP-supported EUDL programs include justice agencies, highway safety offices, alcohol beverage control agencies, health and human services agencies, youth services agencies, and

offices of the governor. Agency contacts are listed on the Underage Drinking Enforcement Training Center (UDETC) website (http://www.udetc.org).

The EUDL block grant program supports task forces of state, territory, and local law enforcement, and judicial and prosecutorial agencies; encourages innovative programming; and conducts public advertising programs that inform and educate alcohol retailers about underage drinking and its consequences. The EUDL program encourages and supports partnerships between law enforcement and underage drinking prevention advocates. EUDL requires that all discretionary programs include multidisciplinary coalitions that use environmental, enforcement-oriented local approaches. EUDL grantees routinely partner with a number of other private and public organizations. For example, 54 states/territories and the District of Columbia have worked and continue to work closely with state/territory alcohol beverage control agencies or other state/territory-level enforcement agencies that specialize in alcohol enforcement. A total of 49 states/territories and the District of Columbia have incorporated and continue to incorporate college communities into EUDL funding priorities; 37 states/territories have engaged and many continue to engage members of the Leadership to Keep Children Alcohol Free initiative in their state and territory EUDL programs; and 15 states/territories have linked and many continue to link with U.S. military bases to address underage and hazardous drinking behavior by troops. During the 2012 EUDL Coordinator Symposium, OJJDP highlighted, through a panel discussion, effective EUDL/federal partnerships established during the program. In 2012, EUDL experienced a significant funding reduction (from $25 million to $5 million). Therefore, the EUDL block grant was not supported that year.

Standard local EUDL discretionary programming can also include the development and use of youth leadership to plan and implement community programs. Designated youth assist law enforcement with compliance checks, use the media to promote underage drinking prevention, hold alcohol-free events, and participate in training to learn about underage drinking issues.

Underage Drinking Enforcement Training Center (UDETC): A major component of the EUDL program, UDETC provides training and technical assistance to adults and youth. UDETC identifies science-based strategies, publishes supporting documents, delivers training, and provides technical assistance to support the enforcement of underage drinking laws. Since 1999, UDETC has been working with EUDL Coordinators in all 50 states, the District of Columbia, and 5 territories to coordinate training and technical assistance for prevention and reduction of underage drinking. UDETC accomplishes its mission by providing onsite trainings, expert technical assistance by UDETC staff, monthly audio teleconferences, publications, a toll-free technical assistance hotline, a website, distance-learning opportunities, and an annual national conference and/or symposium on underage drinking prevention and enforcement. As a national program, UDETC has responded to more than 11,000 technical assistance requests each year, completed 126 national audio calls/webinars reaching more than 19,000 individuals, conducted 595 onsite trainings reaching 32,193 participants, developed more than 270 documents (guides, toolkits, case studies, and resource reports), and has had more than 24 million website hits.

UDETC has published the following documents to help states and local communities enforce retail establishment compliance with underage drinking laws:

- *Guide to Responsible Alcohol Sales: Off Premise Clerk, Licensee and Manager Training*—Offers sales personnel training tools that support management policies to prevent sales of alcohol to those under age 21.
- *Preventing Sales of Alcohol to Minors: What You Should Know About Merchant Education Programs*—Describes such programs and their role in comprehensive community strategies to reduce underage drinking. It also identifies necessary components and resources for more information.
- *Reducing Alcohol Sales to Underage Purchasers: A Practical Guide to Compliance Check Investigations*—Indicates the importance of enforcement in retail establishments as the cornerstone of enforcing underage drinking laws, and provides the essential elements of carrying out compliance checks using minors or young-looking adults.
- *Strategies for Reducing Third-Party Transactions of Alcohol to Underage Youth*—Dissuades adults from providing alcohol to underage persons. The publication discusses the problem of nonretail sources of alcohol for underage drinkers and describes the essential elements of shoulder-tap operations, along with other techniques, to deter adults from buying or providing alcohol to underage drinkers.

UDETC also publishes the following documents about the costs of underage alcohol use and effective policies and procedures for reducing underage alcohol use:

- *Strategies to Reduce Underage Alcohol Use: Typology and Brief Overview*—Available in both English and Spanish, it summarizes common strategies to reduce underage drinking and their effectiveness based on research and evaluation.
- *Cost sheets* for each of the 50 states and the District of Columbia highlighting the costs incurred by each state and the District of Columbia because of underage drinking. Using the most current data available, these sheets give state-specific costs for a host of serious problems, including alcohol poisoning and treatment for alcohol abuse and dependence.

Additional publications to support enforcement and prevention work, including over 140 success stories that feature measurable outcomes, are available from the UDETC website (http://www.udetc.org).

UDETC maintains a small library of radio and TV public service announcements aimed at increasing awareness among parents and other adults of underage drinking and its consequences. EUDL state coordinators and EUDL-funded communities voluntarily forward PSAs to UDETC, which shares the collection with state coordinators and others seeking guidance or assistance with their own PSAs.

National Leadership Conferences: Through UDETC, OJJDP has conducted 12 annual National Leadership Conferences, which provide training opportunities and promote cooperation, coordination, and collaboration among such partners as highway safety offices, health agencies, justice agencies, law enforcement, schools, youth advocacy groups, health care professionals, and alcohol prevention service providers. In August 2011, more than 1,400 partners attended the conference. In August 2012, OJJDP conducted an invitation-only EUDL Coordinators Symposium designed to engage state EUDL coordinators and selected invitees in strategizing ways to enhance EUDL outcomes in states and local communities. More than 130 attendees participated in focused discussions, workshops, and collaborative meetings.

In December 2010, with an interest in making their resources accessible, UDETC developed distance-learning curriculums. UDETC's distance-learning opportunities featured courses that presented best practices and strategies for enforcement of underage drinking laws and efforts to reduce underage drinking. The web-based, online courses are free to participants and designed to provide basic information as a foundation for onsite followup training provided by the UDETC. Participants can receive a certificate after completion of each course. Currently, more than 1,000 individuals have completed the two online courses (Conducting Compliance Check Operations and Environmental Strategies). Future courses include Party Prevention and Controlled Party Dispersal and Techniques for Managing Special Events. UDETC also began a weekly internet radio program titled "A National Conversation on Protecting Our Youth—Enforcing Underage Drinking Laws" developed to serve less mobile audiences. The weekly programs are also available after show times by request through the UDETC website.

Judicial Project: EUDL's UDETC tackled the Judicial Project, an innovative initiative offering resources to the judiciary and probation fields on the broad and encompassing problems related to underage alcohol use. With judges assuming a leadership role within a community and having the ability to influence community norms around underage drinking, the objective of the project is to collect the most up-to-date science, research, and court practices on the myriad of health-related issues that impact youth who appear before the courts on alcohol-related offenses. The project delivers information in a variety of ways to judges, court professionals, and community members who are concerned about the societal impact of underage drinking. The project does not attempt to influence the impartiality of judges but serves to provide information and resources to judges who request information on relevant topics and learn how other courts are responding to these types of cases.

EUDL Discretionary Program:

- *NIAAA Studies, Through the Prevention Research Center, of EUDL Discretionary Programming in Rural Sites:* In FYs 2004 and 2005, the EUDL Discretionary Program partnered with NIAAA to address underage drinking in rural communities. In 2009, OJJDP-supported program activity had been completed in all seven of the states (CA, IL, NV, NM, OR, PA, WA) attempting to conduct best and most promising EUDL activities in up to five rural sites in their jurisdictions. Currently, NIAAA is funding and managing site evaluation by the Prevention Research Center. The effort established community coalitions to reduce/prevent underage drinking in rural areas.
- *OJJDP EUDL Partnership with the United States Air Force (USAF) and NIAAA:* In 2006, OJJDP issued a solicitation for the EUDL Discretionary Program that sought to reduce the availability of alcoholic beverages to—and the consumption of alcoholic beverages by—persons serving in the USAF who are under 21. Specific goals were to reduce the number of first-time alcohol-related incidents, incidence of unintentional injuries related to alcohol consumption, and number of alcohol-related traffic injuries or fatalities among underage USAF personnel. OJJDP awarded grants to four states that identified AFBs to participate and form coalitions with adjacent communities. The participating AFBs were Davis-Monthan and Luke (AZ), Beale (CA), Hickam (HI), and Malmstrom (MT). NIAAA provided evaluation support for the project through a 48-month contract that included evaluation of all activities developed at each AFB/community site. In 2011, OJJDP

produced a bulletin to highlight the evaluation findings (see http://www.udetc.org, within the Research/Evaluation/Military Discretionary Program Evaluation tab).

In FY 2009, OJJDP issued another solicitation for discretionary EUDL work that sought to build on the EUDL/USAF partnerships by providing grant funding to two additional states (MO and WY). The decision was made to expand the EUDL/USAF program when preliminary evaluation findings suggested the program produced positive outcomes worth replicating. Programs are being implemented, in concert with adjacent communities, on Whiteman AFB in Missouri and F.E. Warren AFB in Wyoming. The expanded OJJDP-supported evaluation includes these states and bases.

In FY 2012, OJJDP issued a third solicitation for discretionary EUDL work, to build on the EUDL/USAF partnerships to include the U.S. Marine Corps by providing grant funding to two additional states. Programs will be implemented, in concert with adjacent communities.

- *NIAAA Studies, Through ICF International, of EUDL Discretionary Programming in Selected Communities and AFBs:* As mentioned above, in FY 2006, the EUDL discretionary program partnered with NIAAA to address underage drinking among underage USAF personnel. OJJDP-supported program activity in partnership with USAF implemented in select communities and five AFBs in four states (AZ, CA, HI, MT). NIAAA funded and managed ICF International's evaluation of the EUDL/USAF partnerships and their design and implementation of a set of interventions to reduce underage drinking among airmen at grantee sites. In FY 2009, the evaluation was expanded to two added AFBs in two new states (MO, WY). In FY 2012, the evaluation will be expanded once again to include two added AFBs in two new states. OJJDP is funding and managing ICF International's evaluation of the sites funded in FY 2009 and FY 2012 as well.
- *OJJDP FY 2008 EUDL Discretionary Program To Address Underage Drinking on College/University Campuses:* In FY 2008, OJJDP focused its EUDL discretionary funding on addressing underage drinking by university/college students. The program is being implemented in Illinois, Nevada, and South Carolina. Participating college/university sites are Eastern Illinois University; University of Illinois at Champaign/Urbana; University of Nevada Reno; and—in South Carolina—Furman University, University of South Carolina, Clemson University, and College of Charleston. This effort is committed to establishing university- and college-based programs in partnership with adjacent communities to implement research-based and promising practices that will reduce underage drinking among university/college students younger than 21, with emphasis on environmental strategies.

  Six core areas of implementation revolve around these best and most promising practices: (1) develop and strengthen coalitions that include campus and community leaders, (2) enhance policies and procedures related to underage drinking, (3) conduct compliance checks on and off college campuses, (4) conduct DWI enforcement operations focused on underage persons, (5) conduct enforcement operations aimed at reducing social availability of alcohol to underage youth, and (6) implement other environmental strategies for reducing underage alcohol consumption. Illinois has completed its implementation of the program, South Carolina is about to conclude its program efforts, and Nevada will finish its program implementation by June 2013.
- *OJJDP FY 2010 EUDL Assessment, Strategic Planning, and Implementation Initiative (SASPII):* In FY 2010, OJJDP focused its EUDL discretionary funding on reducing the

availability of alcoholic beverages to and the consumption of alcoholic beverages by persons younger than 21 through assessment, strategic planning, and program implementation. Maine, Nevada, and Washington were grant recipients of the 2010 EUDL SASPII discretionary demonstration project awards. The selected states and communities conducted an independent assessment of both state and local underage drinking in the first year of the program, developing a long-range strategic plan based on the independent assessment as part of first-year program activities, and implementing selected elements of the strategic plan during the rest of the grant period. The unique feature of the FY 2010 discretionary program is the independent assessment process that culminates in a report to the state that provides recommended action steps for reducing underage access to and consumption of alcohol.

Office of National Drug Control Policy

Activities Specific to Underage Drinking

None

Activities Related to Underage Drinking

National Youth Anti-Drug Media Campaign: Through its teen brand "Above the Influence" (ATI), the National Youth Anti-Drug Media Campaign provides ongoing messaging and tools to support underage drinking prevention. In FY 2012, new ATI advertising featured teens sharing their stories of rising above drugs and drinking, broadcast nationally on television and in digital media. As a call-to-action, teens were encouraged to tell their own stories and post them on the ATI Facebook page. Among the thousands of responses were many video submissions focused on challenges related to underage drinking and growing up with alcoholic parents. The ATI Facebook page has surpassed 1.8 million "likes." ONDCP regularly provides posts related to underage drinking to stimulate discussion on the page. The ongoing editorial calendar ensures this issue remains prominent throughout the year.

Teens regularly turn to the internet to access credible information related to alcohol and underage drinking. The ATI website's (http://www.abovetheinfluence.com) most frequented section is Drug Facts, which includes a downloadable Alcohol Facts page. To ensure that teens seeking this information click to the ATI page, ONDCP engaged heavily in "Paid Search," purchasing keywords from search engine companies. The Campaign had more than 1,000 keywords directly related to alcohol abuse.

An important element of the Media Campaign is grassroots outreach for ATI, as part of ONDCP's primary objective to localize ATI – making it more relevant, usable, and customizable to teens and youth-serving organizations in local communities. Thus the Campaign has partnered with 100 youth-serving organizations in over 62 communities across the country and provided technical assistance and training on the ATI Activity Toolkit to more than 8,000 community organizations through conference workshops and webinars since 2010. Specifically, the Campaign has worked closely with youth-serving partner organizations, including Students Against Destructive Decisions chapters, Boys and Girls Clubs of America, Y's (formerly the YMCA), ONDCP's Drug Free Communities grantees, and others.

Drug-Free Communities (DFC) Support Program: The DFC program, created by the Drug-Free Communities Act of 1997, is the nation's leading effort to mobilize communities to prevent

youth substance use. Directed by ONDCP in partnership with SAMHSA, the DFC Program provides grants to community coalitions to strengthen the infrastructure among local partners to create and sustain a reduction in local youth substance use. Recognizing the fundamental concept that local problems need local solutions, the program requires funded coalitions to implement environmental strategies—broad initiatives aimed at addressing the entire community through the adaptation of policies and practices related to youth substance use. Currently, the program has funded more than 2,000 community coalitions and mobilized nearly 9,000 community coalition members throughout the United States, Puerto Rico, American Samoa, Palau, and Micronesia. DFC grantees collect data every 2 years on four substances—alcohol, tobacco, marijuana, and prescription drugs—for at least three grade levels between 6th and 12th grades. Grantees collect data on the following four measures: past 30-day use, perception of risk or harm of use, perception of parental disapproval of use, and perception of peer disapproval of use. Grantees consistently report that alcohol is the most significant youth substance use problem in their communities, with 92 percent rating it as the drug of greatest concern for middle school youth, and 95 percent for high school youth. In the past 8 years of program evaluation, DFC-funded communities have achieved significant reductions in youth substance use. For additional information, visit the DFC website at http://www.whitehouse.gov/ondcp/Drug-Free-Communities-Support-Program.

Demand Reduction Interagency Working Group (IWG): In 2009, ONDCP reinstituted the IWG, comprising 35 federal agencies whose missions involve some connection to substance abuse. Agency leaders identified four major cross-cutting issues: prevention and education, prescription drugs, electronic health records, and data. These committees have helped shape the 2010, 2011, 2012, and 2013 National Drug Control Strategies. Underage drinking is an issue receiving great attention in several of these IWG committees. In 2012, ONDCP along with its federal partners participated in several events with associations and institutions of higher education on underage drinking to encourage implementation of evidence-based practices that are motivational and empowering along with the development of strategies that foster ongoing collaboration and communication on policy, curriculum development, programs, and resources on college and university campuses

National Highway Traffic Safety Administration/DOT

Activities Specific to Underage Drinking

Programs Encouraging States To Enact Minimum Drinking Age and Zero Tolerance Laws: NHTSA implemented congressionally mandated programs to encourage states to enact minimum drinking age and zero tolerance laws. Zero tolerance laws make it unlawful for persons under age 21 to drive with any detectable amount of alcohol in their systems. Minimum drinking age laws make it unlawful for persons under age 21 to purchase or publicly possess alcohol. All 50 states and the District of Columbia have enacted both laws. NHTSA continues to monitor state compliance with these federal mandates. Failure to comply results in financial sanctions to the states.

Youth Traffic Safety Media Campaign Development: NHTSA has initiated a three-prong strategy to address youth traffic safety concerns. This strategy is the basis of a developing national media campaign with an overarching focus primarily on adults/parents of youth, which incorporates all three NHTSA youth traffic safety priority areas: teen belt use, graduated driver

licensing (GDL), and youth access to alcohol. To emphasize this, NHTSA has created the Teen Driver and Teens & Parents web pages to highlight the importance of parents talking to their teens (http://www.nhtsa.gov/Teen-Drivers). The Traffic Safety Marketing website provides template materials such as talking points, earned media tools, collateral materials, and other marketing materials designed to help maximize local outreach efforts to various key audiences (http://www.trafficsafetymarketing.gov). The program strategy that supports the media includes:

- Reducing youth access to alcohol through high-visibility enforcement of underage purchase, possession, and provision laws to create a significant deterrent for violation of youth access laws, reduce underage drinking, and decrease youth alcohol-related crashes. Parental responsibility is crucial to educating and protecting teens, so a key program component reminds parents to obey the law and help keep their teens safe.
- Increasing safety belt use among teens through primary seat belt laws, high-visibility enforcement of seat belt laws, and education to complement the laws and enforcement.
- Enforcement of GDL laws, including enactment of three-stage GDL legislation, high-visibility enforcement of GDL laws, and increased parental responsibility for monitoring compliance. This effort targets youth ages 15 to 18, parents, and other adults.

High-Visibility Enforcement of Underage Drinking Laws/Youth Access to Alcohol and Social Marketing Campaign to Parents: High-visibility enforcement of traffic laws has been proven to be effective in reducing impaired driving, increasing seat belt use, and otherwise improving traffic safety. NHTSA is conducting a demonstration project to apply this principle to reduce underage access to alcohol and underage drinking and driving in four locations. This project will demonstrate, in particular, the use of high-visibility enforcement, coupled with communication strategies that publicize the enforcement, and source investigations, which seek to identify the persons from whom the underage drinkers obtained alcoholic beverages and hold those persons accountable. Enforcement strategies include traffic enforcement, party patrols, compliance checks, as well as source investigations. Communications include paid, earned, and social media. Strategies vary depending on the characteristics of the participating communities.

SMASHED: Toxic Tales of Teens and Alcohol: NHTSA, SAMHSA, and ED's Office of Safe and Healthy Students (OSHS) collaborated with Recording Artists, Actors and Athletes Against Drunk Driving (RADD) and its partner, HBO Family, to develop and disseminate *SMASHED*, an educational package including a documentary on underage drinking and alcohol-related driving, to thousands of schools and communities across the country. HBO licensed RADD and federal partners to use *SMASHED*. In Phase II, NHTSA is funding an independent evaluator to determine how tools like *SMASHED* can be used most effectively to stimulate community action and promote or initiate evidence-based programs and practices to address issues like underage drinking. Targets for this effort are youth, their families, and community/school leaders.

Project YOUTH-Turn: Under a cooperative agreement with NHTSA, the National Organizations for Youth Safety (NOYS) has developed the first component of an online program titled "Project YOUTH-Turn," which enhances protective factors that help change attitudes toward underage drinking and driving. NOYS also trains national youth leaders to teach their peers strategies for preventing underage drinking and driving. They also offer leadership materials on their website (http://www.noys.org). Current funding supports the marketing of the tools on this website to youth organizations. This effort targets youth ages 8 to 24.

Activities Related to Underage Drinking

State Highway Safety Funding: NHTSA provides federal funding to states and local communities through state Highway Safety Offices. Funds may be used for activities related to underage drinking and driving under the following programs: 402 (state and community programs); 410 (impaired driving incentive grants); 154 (open container transfers); 157 (occupant protection incentive grants); and 164 (repeat offender transfer).

Under YOUR Influence: NHTSA has worked with NOYS to create a new website (http://www.underYOURinfluence.org) focused on helping parents teach their teens how to drive safely. The site helps parents set house rules so that teens learn to "Drive by the Rules, Keep the Privilege," a messaging campaign created by NHTSA that includes a PSA and posters empowering parents in their role as the primary educators of their teens. The website includes a youth/community toolkit; a message board; links to internet resources for parents; talking tips for parents; information about state laws regarding underage drinking, seat belt use, and GDL; creative ideas for talking to teens about the importance of safe driving; and more. Parents can subscribe to an online monthly newsletter covering the three NHTSA priority youth traffic safety issues: underage drinking, teen belt use, and GDL.

National Roadside Survey of Impaired Driving: In 2007, NHTSA's Office of Behavioral Safety Research conducted this survey, which produced groundbreaking research data on the incidence of alcohol- and drug-positive drivers on weekend nights (including much-needed data on over-the-counter, prescription, and illegal drug use). The survey was conducted at 60 sites across the country, and involved approximately 7,500 drivers. This study also obtained oral fluid and blood samples from many drivers to determine incidence of drug use by drivers on the road. Previous roadside surveys conducted in 1973, 1986, and 1996 that obtained blood alcohol concentrations, provided an opportunity for comparison over four decades. The next National Roadside Survey of Impaired Driving will be conducted in 2013.

Exhibit 3.1: Expenditures by Select Interagency Coordinating Committee on Preventing Underage Drinking (ICCPUD) Agencies for Programs Specific to Underage Drinking

ICCPUD Agency	Underage Drinking Amount			
	FY 2009 Actual	FY 2010 Actual	FY 2011 Actual	FY 2012 Actual
Department of Education[1]	$42,519,506	$40,580,995	$8,782,000	
Centers for Disease Control and Prevention	$800,000	$1,200,000	$1,041,730	$1,081,200
National Institute on Alcohol Abuse and Alcoholism	$46,418,745[2] $6,671,773[3]	$56,000,000[4] $2,000,000[5]	$57,000,000[6]	$62,000,000
Substance Abuse and Mental Health Services Administration[7]	$51,858,000	$62,542,390	$63,779,872	$67,953,616
Office of Juvenile Justice and Delinquency Prevention[8]	$24,809,483	$25,000,000	$20,708,500	$4,862,895
National Highway Traffic Safety Administration	$900,000	$625,000	$600,000	$645,000
TOTAL	$173,977,507	$187,948,385	$151,912,102	$136,542,711

[1] ED received significant reductions in appropriations for its substance abuse prevention programs in FYs 2011 and 2012; therefore the FY 2011 figure of $8,782,000 includes $6,907,000 of continuation costs for the Grants to Reduce Alcohol Abuse (GRAA) program, which was no longer funded in FY 2012, as well as 1,875,000 for the Higher Education Center for Alcohol and Other Drug Abuse and Violence Prevention, which focused in part on underage drinking on college campuses. In FY 2012 ED consolidated the functions of that Center into a new technical assistance center, the National Center on Safe Supportive Learning Environments. However, the exact amount of funding of that Center specific to underage drinking cannot be determined. Similarly, while underage drinking prevention was one activity among many in certain grant projects funded by ED in FYs 2011 and 2012, the exact amount of funding specific to underage drinking cannot be determined.

[2] NIAAA FY 2009 non-ARRA funded expenditures

[3] NIAAA FY 2009 ARRA funded expenditures

[4] NIAAA FY 2010 non-ARRA funding

[5] NIAAA FY 2010 ARRA funding

[6] NIAAA FY 2011 actual levels

[7] FY 2009-2012 figures include SPF/SIG, UAD, Adult Media Campaign, STOP Act grants, and ICCPUD. FY 2009 figure also includes Leadership for UAD. FY 2010 – 2012 also includes PFS, which is a subset of SPF/SIG.

[8] OJJDP's Enforcing the Underage Drinking Laws (EUDL) program received significant budget cuts in FY 2012. Support for EUDL programming was $25,000,000 annually from FY 1998 until FY 2011, when there was a reduction to $5 million, which resulted in the elimination of the EUDL block grant program for all State and territories.

CHAPTER 4
Report on State Programs and Policies Addressing Underage Drinking

CHAPTER 4.1
Introduction

The Sober Truth on Preventing Underage Drinking (STOP) Act recognizes the critical role that states play in the national effort to reduce underage drinking, particularly in their role as regulators of the alcohol market. Its preamble includes this statement of the sense of Congress:

> Alcohol is a unique product and should be regulated differently than other products by the States and Federal Government. States have primary authority to regulate alcohol distribution and sale, and the Federal Government should support and supplement these State efforts. States also have a responsibility to fight youth access to alcohol and reduce underage drinking. Continued State regulation and licensing of the manufacture, importation, sale, distribution, transportation, and storage of alcoholic beverages are … critical to … preventing illegal access to alcohol by persons under 21 years of age.

To this end, the Act directs the Secretary of the Department of Health and Human Services (HHS), working with the Interagency Coordinating Committee on the Prevention of Underage Drinking (ICCPUD), to provide an annual report on state activities pertaining to underage drinking prevention programs, policies, related enforcement efforts, and state expenditures.

This year's report provides the following information for the 50 states and the District of Columbia (henceforth referred to as "states"):

1. Information on 25 underage drinking prevention policies focused on reducing youth access to alcohol and youth involvement in drinking and driving. Consistent with the STOP Act requirement to report on "evidence-based best practices to prevent and reduce underage drinking and provide treatment services to those youth who need them," most policies have been identified as best practices by a variety of relevant federal agencies (see below).
2. Data from a survey addressing underage-drinking-enforcement programs; programs targeted to youth, parents, and caregivers; collaborations, planning, and reports; and state expenditures on the prevention of underage drinking.

Underage Drinking Prevention Policies

This section presents summaries of the 25 policies that describe each policy's key components, the status of the policy across states, and trends over time. Summaries are followed by a state-by-state analysis of each policy. The policy variables for each state are linked electronically to both the relevant policy summaries and the definitions of each variable. New for this year's report are analyses of Outlet Siting Near Schools and Retailer Interstate Shipment.

Seventeen of these policies were included in original STOP Act legislation or were recommended by Congress during the 2009–2010 appropriations process. The remaining six policies were added at the request of SAMHSA following input from various stakeholders. The report obtained data for 13 of the policies, including the 6 added by SAMHSA, from the National Institute on Alcohol Abuse and Alcoholism (NIAAA) Alcohol Policy Information System (APIS).

It is important to note that not all of these state policies will apply on Tribal lands. Some will vary by Tribe and land type. Such variations are beyond the scope of this report.

The following policies are included (underlined policies are available on APIS):

Laws Addressing Minors in Possession of Alcohol

1. Underage possession
2. Underage consumption
3. Internal possession by minors
4. Underage purchase and attempted purchase
5. False identification

Laws Targeting Underage Drinking and Driving

6. Youth blood alcohol concentration limits
7. Loss of driving privileges for alcohol violations by minors
8. Graduated driver's licenses

Laws Targeting Alcohol Suppliers

9. Furnishing of alcohol to minors
10. Compliance check protocols
11. Penalty guidelines for sales to minors
12. Responsible beverage service
13. Minimum ages for off-premises sellers
14. Minimum ages for on-premises servers and bartenders
15. Outlet siting near schools
16. Dram shop liability
17. Social host liability
18. Hosting underage drinking parties
19. Retailer interstate shipment
20. Direct sales/shipments
21. Keg registration
22. Home delivery

Laws Affecting Alcohol Pricing

23. Alcohol taxes
24. Drink specials
25. Wholesale pricing

State Survey

This section provides both the complete responses of the states to the survey (included in the state-by-state analysis described above) and a cross-state report. The cross-state report summarizes the findings across states and presents data on variables amenable to quantitative analysis.

The survey content was derived directly from the STOP Act, covering topics and using terminology from the Act. The survey questions were structured to allow states maximum flexibility in deciding which initiatives to describe and how to describe them. Open-ended questions were used whenever possible to allow states to "speak with their own voices." The survey addressed four main areas:

1. Enforcement programs
2. Programs targeted to youth, parents, and caregivers
3. Collaborations, planning, and reports
4. State expenditures on prevention of underage drinking

Best Practices

The majority of the underage drinking prevention policies analyzed in this chapter have been identified as best practices by one or more of the following four sources:

- Community Preventive Services Task Force (*Guide to Community Preventive Services. Preventing excessive alcohol consumption*, http://www.thecommunityguide.org/alcohol/index.html. Last updated: 05/16/2011).
- The Surgeon General (*The Surgeon General's Call to Action To Prevent and Reduce Underage Drinking*, 2007).
- Institute of Medicine (IOM) (*Reducing Underage Drinking: A Collective Responsibility*, 2004).
- National Institute on Alcohol Abuse and Alcoholism (*A Call to Action: Changing the Culture of Drinking at U.S. Colleges*, 2002).

Exhibit 4.1.1 lists the 25 policies analyzed in Chapter 4. An X indicates that a given policy is endorsed as a best practice by one or more of the four federal sources.

As can be seen in Exhibit 4.1.1, 18 of the policies are endorsed as best practices by at least one source document, and more than half of the policies are endorsed as best practices by two or more source documents. Seven policies were not endorsed by any of the sources. Four of these (Direct Sales, Minimum Age for On-Premises Servers, Minimum Age for Off-Premises Servers, and Internal Possession) are included on NIAAA's APIS website. As relatively recent concerns, these policies likely had not been thoroughly studied at the time the federal source documents were prepared. One policy (Outlet Siting Near Schools) not specifically endorsed by any of the sources examined was addressed at a more general level by two sources—the Community Services Prevention Task Force and the NIAAA *Call to Action*. These sources included restrictions on alcohol outlet density as a best practice without specifically endorsing the reduction of alcohol outlet density near schools. Retailer Interstate Shipment, the final policy not endorsed by the four sources, is closely linked to the Home Delivery policy (which is endorsed).

It is important to note that, although all 25 of the policies can be described as evidence based, the data that support each of them are different. Some policies find greater or lesser support in the research literature and in the source documents.

Exhibit 4.1.1: Underage Drinking Prevention Policies – Best Practices

Underage drinking prevention policies	Recommended by the Community Preventive Services Task Force	Addressed in the Surgeon General's Call to Action	IOM Report, Reducing Underage Drinking: A Collective Responsibility	A Call to Action: Changing the Culture of Drinking at U.S. Colleges (NIAAA)
Policies included in original STOP Act legislation or added in 2009–2010 appropriations				
Purchase or attempt to purchase alcohol by minor		x	x	
Consumption by minor		x	x	
Possession by minor		x	x	
False identification/Incentives for retailers to use ID scanners or other technology		x	x	
Penalty guidelines for violations of furnishing laws by retailers				x
Furnishing or sale to a minor		x	x	
Hosting underage drinking parties		x	x	
Dram-shop liability	x		x	
Social-host liability			x	
Compliance checks	x	x	x	
Mandatory-voluntary server-seller training (Responsible Beverage Service programs)		x	x	x
Direct sales (internet/mail order)				
Home delivery			x	
Graduated drivers' licenses		x	x	x
Increasing alcohol tax rates	x		x	x
Restrictions on drink specials		x	x	x
Wholesaler pricing provisions				
Policies added at the request of SAMHSA				
Keg registration		x	x	
Minimum age for on-sale server				
Minimum age for off-sale server				
Internal possession				
Youth BAC limits ("Zero Tolerance Law")		x	x	x
Loss of privileges for alcohol violations				x
Outlet siting near schools				
Retailer interstate shipment				

CHAPTER 4.2
Cross-State Survey Report

Overview

The 2012 Sober Truth on Preventing Underage Drinking (STOP) Act State Survey of the 50 states and the District of Columbia involved the same questions as those asked in the 2011 survey to gather information on the following three topics:

- Enforcement programs to promote compliance with underage drinking laws and regulations
- Programs targeted to youth, parents, and caregivers to deter underage drinking, and the number of individuals served by these programs
- The amount that each state invests, per youth capita, on the prevention of underage drinking

The survey content was derived directly from the STOP Act, covering topics and using terminology from the Act itself. The survey instrument comprised approximately 90 questions divided into 4 sections.

1. Enforcement of underage drinking laws, including:
   - The extent to which states implement random checks of retail outlets, assessing compliance with laws prohibiting the sale of alcohol to minors, and the results of these checks
   - The extent to which the states implement other underage-drinking-enforcement strategies, including Minors in Possession, Cops in Shops, Shoulder Taps, party patrol/party dispersal, and underage alcohol-related fatality investigations (see the definitions on the next page)
   - Sanctions imposed for violations
2. Underage drinking prevention programs targeted to youth, parents, and caregivers, including data on state best-practice standards and collaborations with tribal governments, and the number of people served by these programs
3. State interagency collaborations used to implement the above programs
4. State funds invested in the following categories, along with descriptions of any dedicated fees, taxes, or fines used to raise funds:
   - Compliance checks and provisions for technology to aid in detecting false IDs at retail outlets
   - Checkpoints and saturation patrols
   - Community-based, school-based, and higher-education-based programs
   - Programs that target youth within the juvenile justice and child welfare systems
   - Other state efforts as deemed appropriate

The survey questions were structured to allow states maximum flexibility in deciding which initiatives to describe and how to describe them. Open-ended questions were used, whenever possible, to allow states to "speak with their own voices."

Survey instructions emphasized that states were expected to rely on readily available data, rather than initiate data collection for the sole purpose of answering the survey questions. In all cases, the survey offered the opportunity to respond "Data Not Available."

Definitions for Enforcement Strategies

- ***Compliance Checks/Decoy Operations:*** Trained underage operatives ("decoys"), working with law enforcement officials, enter retail alcohol outlets and attempt to purchase alcohol.
- ***Cops in Shops:*** A well-publicized enforcement effort in which undercover law enforcement officers are placed in retail alcohol outlets.
- ***Shoulder Tap:*** Trained young people (decoys) approach individuals outside of retail alcohol outlets and ask them to make an alcohol purchase.
- ***Party Patrol/Party Dispersal:*** Operations that identify underage drinking parties, and/or safely make arrests and issue citations at underage drinking parties.
- ***Underage Alcohol–Related Fatality Investigations:*** Investigations to determine the source of alcohol ingested by fatally injured minors.

Methods

The state governors and the Office of the Mayor of the District of Columbia were sent letters requesting confirmation of a designated representative for each jurisdiction to serve as the contact and be responsible for completing the survey. In most cases, this representative was the same person designated for the 2011 survey. In all cases, designated contacts were typically staff members from state substance abuse program agencies and state alcohol beverage control (ABC) agencies. Two sections of the survey were uploaded to a web-based platform, and the designated contacts were sent a link to this platform. They were also sent a Microsoft Word document containing their 2011 responses for two additional sections and were asked to make changes to this file as needed.

The online survey and Word documents were available for completion by the states beginning in February 2012. The CDM Group, Inc., a Substance Abuse and Mental Health Services Administration (SAMHSA) contractor, provided both telephone and online technical support to state agency staff while the survey was in the field. A representative from the National Liquor Law Enforcement Association provided review and support for any questions pertaining specifically to enforcement.

As with the 2011 State Survey, responses were received from all 50 states and the District of Columbia, which resulted in a 100 percent response rate. (Note: henceforth, the states and the District of Columbia are referred to, together, as "states.") Each state's response was reviewed by senior staff members, who made inquiries when necessary about apparent omissions, ambiguities, or other content issues. The responses were also copyedited, and the edited responses were returned to each state by e-mail. The states either approved the proposed copyedits or provided their own copyedits, and they provided any requested clarifications.

Results

Introduction

The individual state reports provide a full presentation of the survey data submitted by each state. This Results section provides summary information about all variables amenable to quantitative analysis. It is important to keep in mind that the states determined how much information to provide, and that the range of information the respondents provided was highly variable. The breadth and depth of the information should not be assumed to reflect all underage drinking prevention activity in any state.

The results are grouped into five broad headings:
1. Enforcement Programs
2. Programs Targeted to Youth, Parents, and Caregivers
3. Collaborations, Planning, and Reports
4. State Expenditures on the Prevention of Underage Drinking
5. Comparison of Enforcement Data: 2011 to 2012

The final section, Comparison of Enforcement Data: 2011 to 2012, provides a limited comparison between state survey data collected in 2011 and the current 2012 data for selected activities. It should be noted that 2 years of data are insufficient to make any definitive statements regarding trends, and not all states reported data for both years. This section should be viewed with these cautions in mind.

In all cases, where numerical estimates are reported, the reporting period is the most recent year for which complete data were available to the state. Average values are reported as medians. The median is the numerical value separating the higher half of a sample from the lower half and is the best representation of the "average" value when, as is often the case with the state survey responses, the data include outliers (a data point that is widely separated from the main cluster of data points in a dataset).

Enforcement Programs

The STOP Act State Survey requested enforcement data in four areas:
1. Whether the state encourages and conducts comprehensive enforcement efforts—such as random compliance checks and shoulder tap programs—to prevent underage access to alcohol at retail outlets.
2. The number of compliance checks conducted on alcohol retail outlets.
3. The results of these compliance checks.
4. Enforcement of a variety of state laws aimed at deterring underage drinking (see Chapter 4.3: Policy Summaries). In the current survey, arrest data for minor in possession (MIP) offenses have been used to index enforcement of these laws.

Exhibit 4.2.1 shows the percentage of states that collect data on compliance checks, MIP charges, and penalties levied against retail establishments for furnishing alcohol to minors.

Exhibit 4.2.1: Percentage of Jurisdictions that Reported Enforcement Data Collection at the State and Local Levels

	State collects data on compliance checks		State collects data on MIP arrests/ citations	State collects data on MIP, including arrests/ citations by local law enforcement agencies	State collects data on penalties imposed on retail establishments		
	State-conducted	Locally conducted			Fines	License suspensions	License revocations
Percentage	80	37	82	37	73	73	69

The large majority of states collect data on state compliance checks, MIP charges, and penalties imposed on retail establishments. However, the number of states that collect data on local enforcement efforts is limited. Thus, it is likely that the enforcement statistics that follow underestimate the total amount of underage drinking enforcement occurring in the states.

Enforcement Strategies, Statistics, and Results

Compliance Checks

As reported in Exhibit 4.2.1, 80 percent (41 states) reported that they conduct compliance checks and collect associated data. Exhibit 4.2.2 illustrates the results for the states that provided data on state compliance checks and failures. Localities in 19 states also conduct compliance checks and collect data. Fourteen states report conducting and collecting data for both state and local compliance checks, 32 states conduct and collect data on either state or local compliance checks, and 5 states conduct neither state nor local checks. As shown in Exhibit 4.2.2, the number of licensees checked and licensee failures varies widely.

Exhibit 4.2.2: Compliance Checks

	Number of licensees upon which checks were conducted		Percentage of licensees upon which checks were conducted that failed the checks	
State agencies (*n*=38)*	Median for those that collect data	1,347	Median for those that collect data	13%
	Minimum	37	Minimum	5%
	Maximum	11,977	Maximum	84%
Local agencies (*n*=19)	Median for those that collect data	568	Median for those that collect data	15%
	Minimum	7	Minimum	7%
	Maximum	6,108	Maximum	100%
*Three states are omitted from the analysis because, although they reported that they collect compliance check data, they did not provide these data.				

Exhibits 4.2.3 and 4.2.4 provide state-by-state licensee failure rates for compliance checks conducted by state and local agencies based on data reported by the states. Most state-level checks report failure rates of 20 percent or less, with 10 states reporting higher rates. Exhibit 4.2.4 highlights the lack of data on local compliance checks for most states—only 15 states report any data, with 13 of those states reporting rates of 20 percent or less.

The data in Exhibits 4.2.3 and 4.2.4 must be viewed with considerable caution. First, the current data provide no information on cases in which multiple checks are made on the same outlet. Second, the survey did not request data that would allow comparison of the total number of outlets in a jurisdiction with the total number of outlets checked during this period. Future surveys will address these limitations. Finally, compliance check protocols vary by state. For example, states use differing procedures and requirements for choosing underage decoys (see Compliance Check Protocols in Chapter 4.3, Policy Summaries). States may also conduct compliance checks randomly in response to complaints or as a result of a previous compliance check failure. Hence, differences in compliance check protocols may affect the number of outlets checked, the frequency of checks at a particular establishment, and the failure rates.

Exhibit 4.2.3: State Compliance Checks Failure Rate

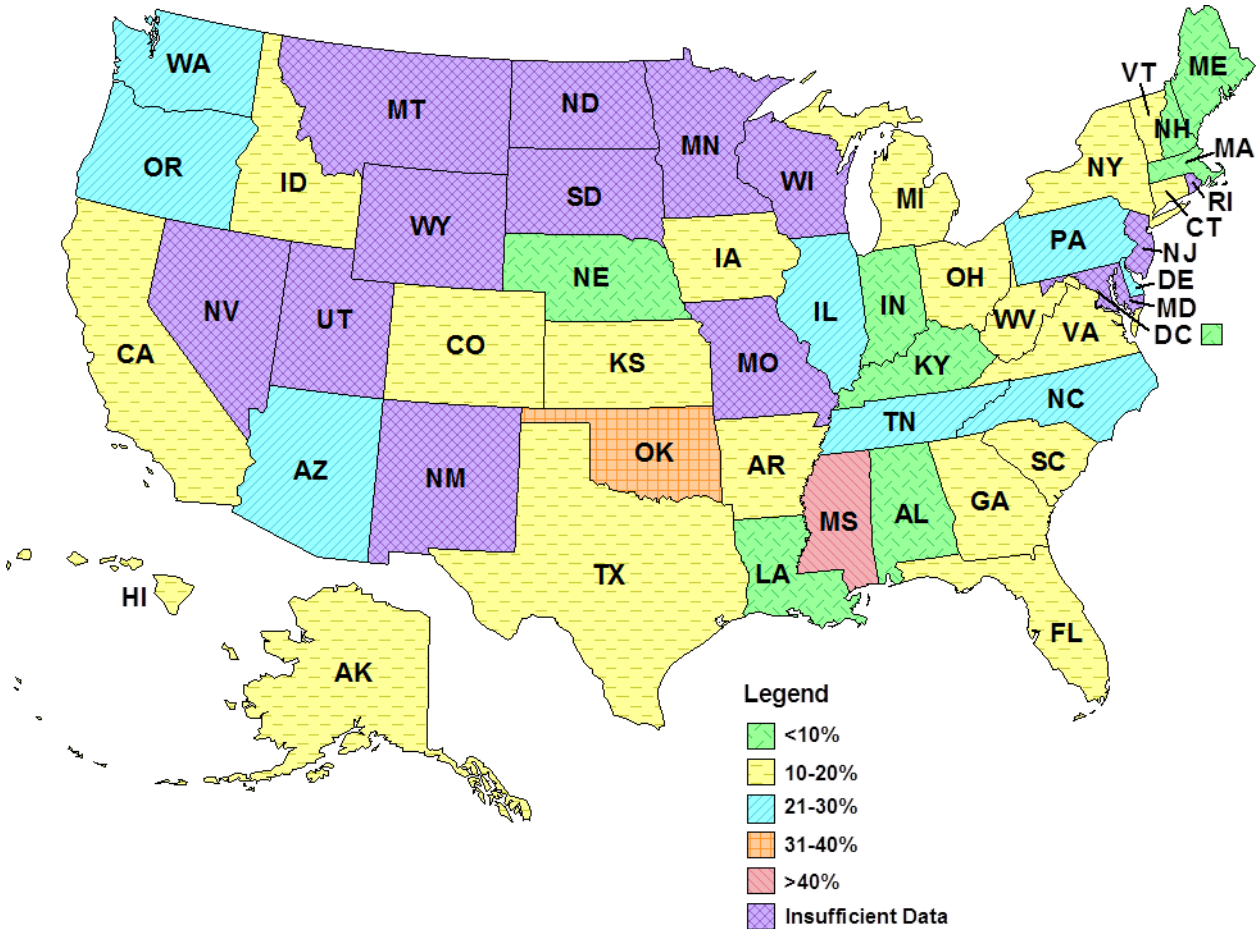

Exhibit 4.2.4: Local Compliance Checks Failure Rate

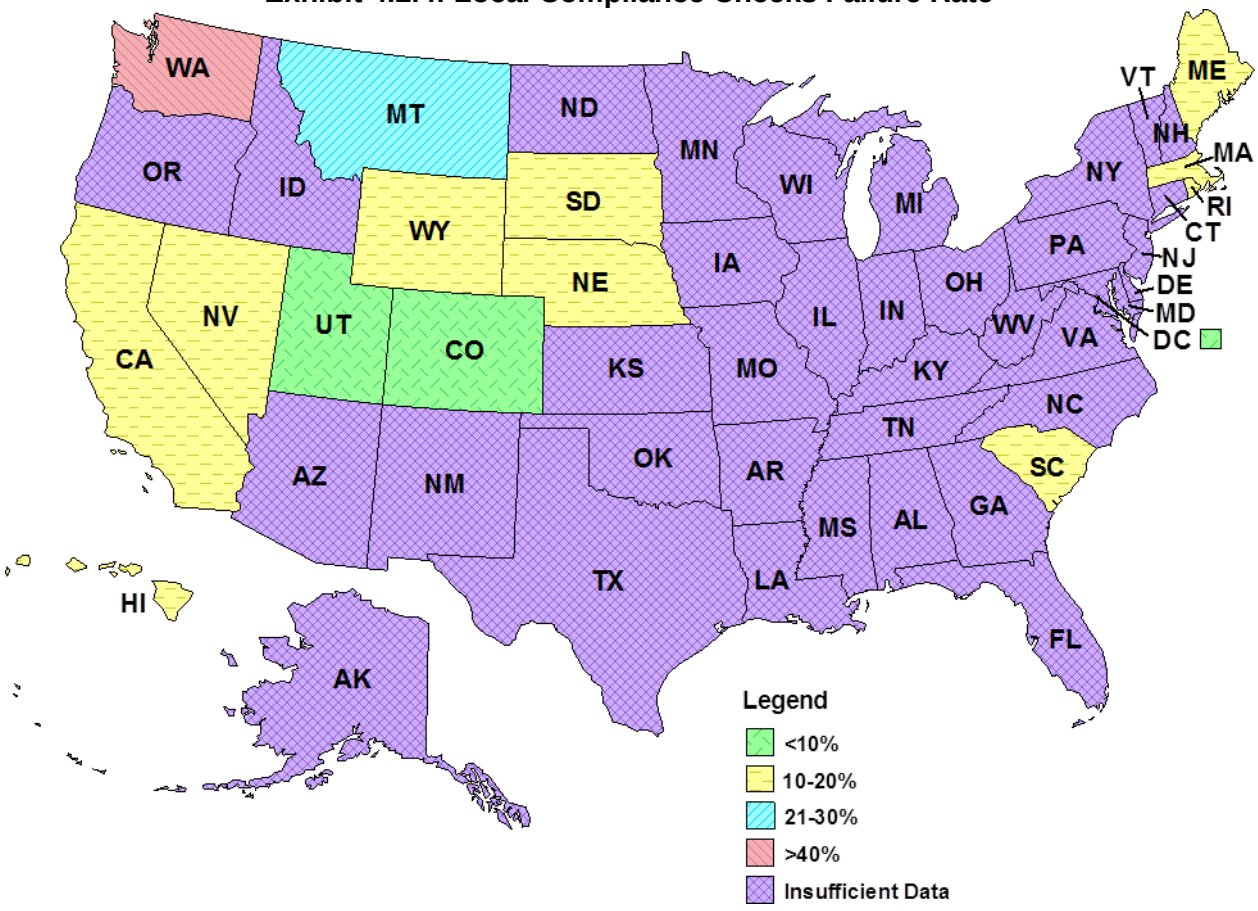

Other Enforcement Activities

States were asked to report on four other state and local strategies to enforce underage drinking laws: Cops in Shops, Shoulder Tap operations, party patrol operations or programs, and underage alcohol–related fatality investigations.

As shown in Exhibit 4.2.5, the most common enforcement activities at both the state and local levels are party patrol operations or programs and underage alcohol–related fatality investigations. Given that much of the enforcement of laws pertaining to minors in possession occurs at the local level, it is not surprising that more states report implementation of related programs (shoulder tap and party patrol operations) by localities than at the state level. Exhibit 4.2.6 displays states that implement one, two, three, or all four of the strategies listed in Exhibit 4.2.5. Exhibit 4.2.7 displays states in which localities implement one, two, three, or all four of the strategies.

Exhibit 4.2.5: Enforcement Activities

State enforcement: Percentage of states that implement				Local enforcement: Percentage of states in which localities implement			
Cops in Shops	Shoulder Tap operations	Party patrol operations or programs	Underage alcohol-related fatality investigations	Cops in Shops	Shoulder Tap operations	Party patrol operations or programs	Underage alcohol–related fatality investigations
45	27	55	69	39	45	75	67

Exhibit 4.2.6: States that Implement Strategies

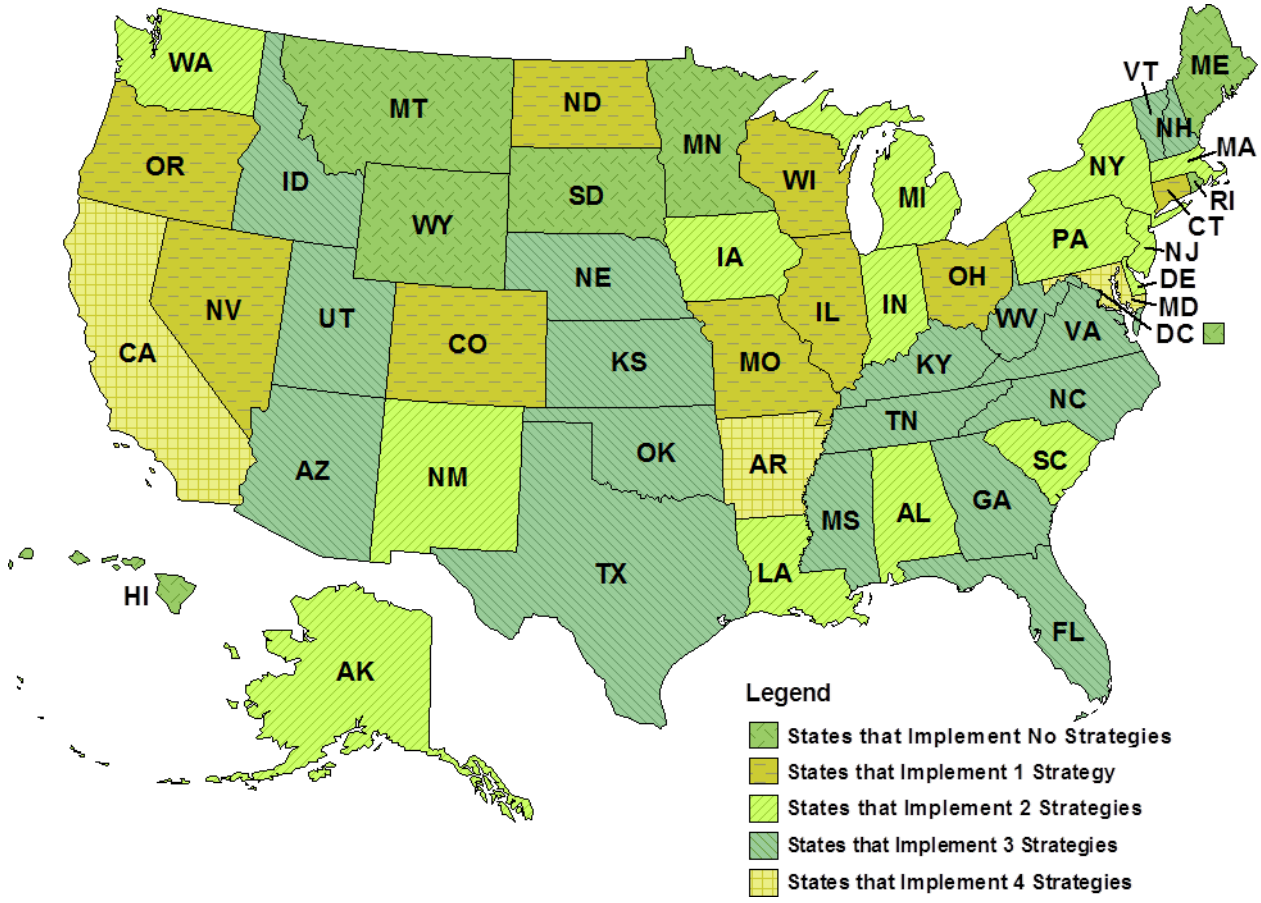

Exhibit 4.2.7: States Where Local Agencies Implement Strategies

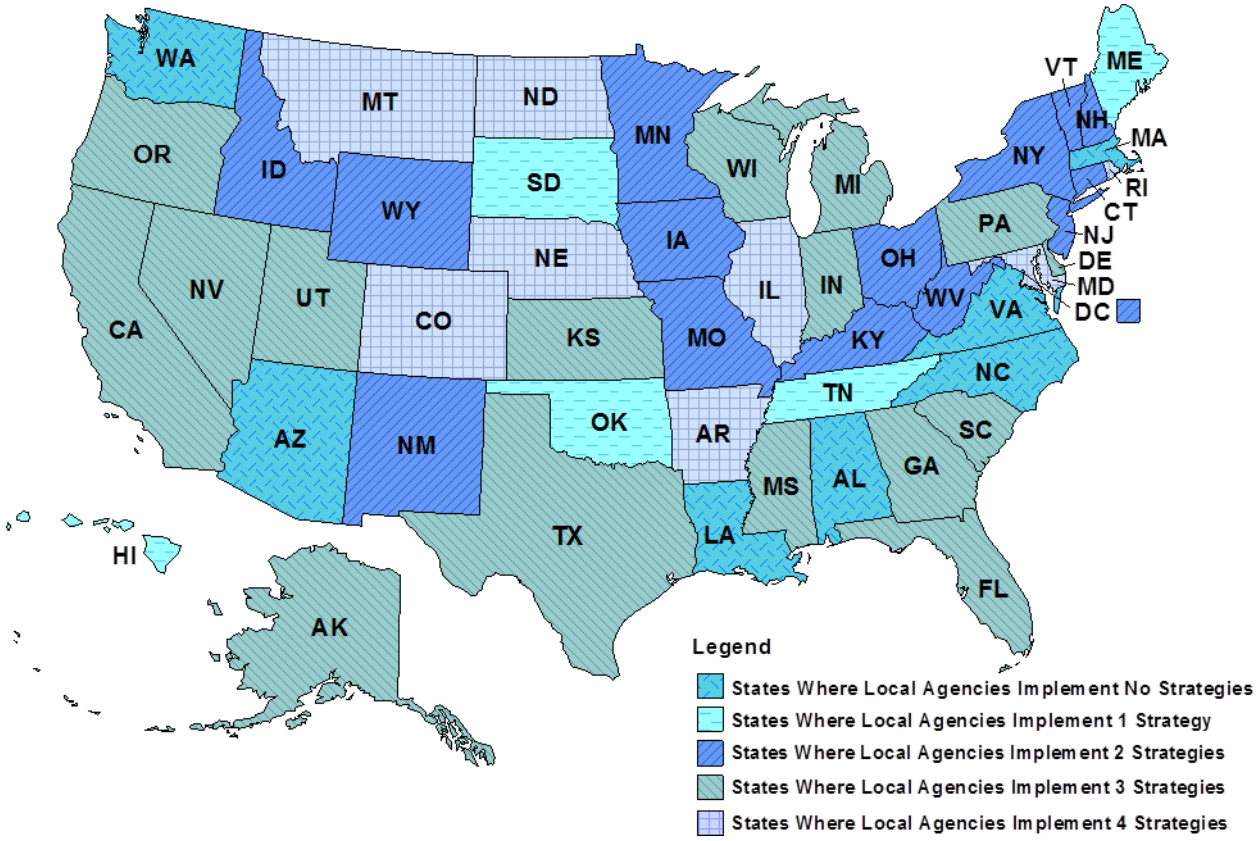

In addition, all states regulate or prohibit direct sales and direct shipment of alcohol from producers to consumers, typically through internet orders and delivery by common carriers. (These laws do not address home delivery or internet sales by retailers.) States were asked whether they have a program to investigate and enforce direct-sales or direct-shipment laws and whether these laws are also enforced by local law enforcement agencies. As shown in Exhibit 4.2.8, approximately three fifths of the states have direct-shipment enforcement programs, but only 12 percent report local enforcement.

Exhibit 4.2.8: Enforcement of Direct-Shipment Laws

State has a program to investigate and enforce direct-sales/shipment laws (%)		Laws are also enforced by local law enforcement agencies (%)
Yes	59	12
No	25	39
Don't know/No answer	16	49

Sanctions Imposed for Violations

Penalties on Retail Establishments

The State Survey requested information on penalties imposed on retail establishments for furnishing to minors (Exhibits 4.2.9–4.2.11). As would be expected, fines are the most common sanction, and they are imposed about six times as often as suspensions. However, revocations are rare. Of the states that collect data on revocations, more than two thirds revoked one or no licenses. Eighty-four percent of the states revoked fewer than six licenses.

Sanctions for furnishing to minors can be put into perspective by considering rates per 100,000 drinking occasions among youth who are 16 to 20 years old. Exhibit 4.2.12 presents these rates for 32 states that collect complete sanctions data (fines, suspensions, and revocations).

Exhibit 4.2.9: Fines Imposed on Retail Establishments for Furnishing to Minors

Number of outlets fined for furnishing		Total amount of fines in dollars across all licensees
Median for those that collect data (*n*=37)	155	$160,738
Minimum	0	$0
Maximum	1,111	$3,429,950

Exhibit 4.2.10: License Suspensions Imposed on Retail Establishments for Furnishing to Minors

Number of outlets suspended for furnishing		Total days of suspension across all licensees
Median for those that collect data (*n*=37)	27	109
Minimum	0	0
Maximum	263	4,349

Exhibit 4.2.11: License Revocations Imposed on Retail Establishments for Furnishing to Minors

Number of outlets revoked for furnishing	
Median for those that collect data (*n*=35)	0*
Minimum	0
Maximum	129
*The median will be zero if more than half the responses are zero.	

Exhibit 4.2.12: Retailer Sanctions for Furnishing to Minors

Sanctions per 100,000 drinking occasions	
Median for those that collect data (*n*=32)	7
Minimum	0.05
Maximum	29

Minor in Possession Offenses

States were also asked to provide statistics on MIP offenses. As noted earlier, arrest data for MIP offenses provide an index of the enforcement of laws designed to deter underage persons from drinking.

Some states reported data that included arrests/citations issued by local law enforcement agencies; others did not.

The first three rows of Exhibit 4.2.13 present the number of arrests/citations reported by all states that collect such data. These data may not provide an accurate picture of MIP enforcement, because much of it is conducted at the local level and, therefore, is not represented in state data. The second three rows present data only from those states that collect both state and local data. When only those states that collect local data are considered, the median number of arrests/citations increases by 93 percent, highlighting the importance of local enforcement efforts and data.

To explore the meaning of these data, two indices were calculated for states with both state and local MIP enforcement. The first index compares the rates of MIP arrests/citations with an estimate of yearly drinking occasions among 16- to 20-year-olds.[29] The second index reflects arrests per 100,000 youth who are 16 to 20 years old. The results appear in Exhibit 4.2.14. Because the data in Exhibit 4.2.14 are from states with both state and local MIP enforcement, the rates for the nation as a whole will be lower.

Exhibit 4.2.13: Number of Minors Found In Possession of (or Having Consumed or Purchased per State Statutes) Alcohol

	Number of arrests/citations
Median for all states that collect data (*n*=42)	1,302
Minimum	65
Maximum	13,355
Median for states that collect both state and local data (*n*=19)	2,515
Minimum	226
Maximum	13,355

[29] This estimate is based on the calculations of Wagenaar and Wilson (1994). Using Monitoring the Future data, they estimated a rate of 90 drinking occasions per 100 youth per month.

Exhibit 4.2.14: State and Local Arrests/Citations for Minors in Possession: 16- to 20-Year-Olds

	Number of arrests/citations	Arrests/Citations per 1,000 drinking occasions	Arrests/Citations per 100,000 population 16–20
Median for those that collect data (*n*=19)	2,515	1.33	1,437
Minimum	226	0.13	145
Maximum	13,355	9.31	10,049

Sanctions Against Youth vs. Sanctions Against Retailers

Comparing rates of MIP arrests and rates of retailer sanctions (totals of fines, suspensions, and revocations) highlights enforcement priorities. Twenty-two states provided the complete dataset needed for this analysis (Exhibit 4.2.15).

In most states, MIP arrests greatly outnumber retailer sanctions, indicating that priority is given to individual arrests over enforcement at the retail level. The ratio of MIP arrests to retailer sanctions was less than one in only one state.

Programs Targeted to Youths, Parents, and Caregivers

States were asked to describe their underage drinking prevention programs. Information was requested about the following:

1. Programs ***specific*** to underage drinking (e.g., prevention of underage drinking is the primary objective)
2. Programs ***related*** to underage drinking (e.g., address other drug use [including tobacco] in addition to alcohol use):
   - School-based drug and alcohol education
   - Programs that address individual risk and protective factors
   - Programs to strengthen families

Exhibit 4.2.15: Ratio of State and Local MIP Arrests to Retailer Sanctions

	MIP arrests per retailer sanctions
Median for those that collect data (*n*=22)	14
Minimum	0.99
Maximum	267

The survey provided space to describe up to 20 specific programs and 2 related programs, and to list 8 additional related programs. For the specific programs, space was also provided to indicate:

- The numbers of youth, parents, and caregivers served by each program.
- Whether the program has been evaluated.
- Whether an evaluation report is available and where the report can be found.

In addition to program descriptions, states were asked whether they had programs to measure and/or reduce youth exposure to alcohol advertising and marketing, and best practice standards for selecting or approving underage-drinking programs.

Exhibit 4.2.16 lists the survey's definitions for youth, parents, and caregivers.

Program Content

States varied widely in the number of programs described, in part because some states provided detailed information on local variations of some program types (e.g., community coalitions), whereas others described the general program.

Many well-known programs were reported, including those focused on life skills, refusal skills, media advocacy, community organizing, and environmental change. Also well represented were indigenous initiatives that appear, at least for the moment, to be unique to their states of origin.

As a method for summarizing the types of programs states are implementing, all programs were coded into one of four categories:

- *Programs focused on individuals*—Programs designed to impart knowledge, change attitudes and beliefs, or teach skills. Although individual youths or adults (usually parents) are the focus of these programs, the programs are almost always conducted with groups (e.g., classrooms, Boys/Girls Clubs, PTAs, members of a congregation). Also in this category are programs for offenders (MIP, driving while intoxicated [DWI]). Certain kinds of education and skills development were considered part of the environment. These include training for alcohol sellers and servers, health care workers, public safety personnel, and others whose activities affect large numbers of people.
- *Programs focused on the environment*—Programs that seek to alter physical, economic, and social environments, which may be focused on entire populations (e.g., everyone in a state or community) or a subpopulation (e.g., underage people, youth who drive). The main mechanisms for environmental change include state laws and local ordinances and their enforcement, institutional policies (e.g., enforcement priorities or prosecutorial

Exhibit 4.2.16: Definitions of Youth, Parents, and Caregivers from Survey

Youth: People younger than 21 years old

Parents: People who have primary responsibility for the well-being of a minor (e.g., biological and adoptive parents, grandparents, foster parents, extended family)

Caregivers: People who provide services to youth (e.g., teachers, coaches, health and mental health care providers, human services and juvenile justice workers)

practice, how alcohol is to be served at public events, carding everyone who looks younger than 35 years old, alcohol screening of all ER injury admissions), and changing norms. These changes are generally designed to decrease physical availability of alcohol (e.g., home delivery bans, retailer compliance checks), raise economic costs (drink special restrictions, taxation), and/or limit social availability, such as policies that affect the extent to which alcohol and alcohol users are visible in the community (e.g., banning alcohol in public places and at community events, banning outdoor alcohol advertising).

- *Mixed*—Cases where both individual and environmental approaches are a substantive part of the effort. So-called "comprehensive" prevention programs are a relevant example.
- *Media campaigns*

In total, 301 programs (78 percent of all programs) were described in sufficient detail to allow coding.[30] The results are presented in Exhibit 4.2.17. As shown in Exhibit 4.2.17, programs focused on individuals were more than twice as common as programs focused on the environment. States tended to favor either an individual or an environmental approach in the programs they described; 42 percent of the states that reported any programs that could be coded focused exclusively on one or the other.

Numbers Served

For each specific program described, states were asked to estimate the numbers of youths, parents, and caregivers served. These data were spotty, with 75 percent of the states (n=38) providing data for at least one program for youths served, 59 percent (n=30) for parents served, and 43 percent (n=22) for caregivers served. These data may be difficult for certain types of programs to estimate. In particular, the target populations for programs focused on the environment may be entire populations or subpopulations. Estimating the actual numbers reached is therefore problematic. Exhibit 4.2.18 gives the reported number of youths, parents, and caregivers served across all states that reported data.

Exhibit 4.2.17: Types of Programs Implemented by the States

Program category	Percentage of programs implemented
Focused on individuals	58
Focused on the environment	21
Mixed focus	16
Media campaigns	5

Exhibit 4.2.18: Reported Numbers of Youths, Parents, and Caregivers Served

	Youths served	Parents served	Caregivers served
Median	5,526	0	0
Minimum	0	0	0
Maximum	997,257	786,834	664,406

[30] In some cases, the states did not provide enough information about the nature of the program to allow coding. In other cases, space limitations in the survey instrument prevented states from fully describing all their programs.

Evaluation Data

For each specific program, states were asked whether the program has been evaluated and whether an evaluation report is available. Summary data for these questions appear in Exhibit 4.2.19. Clearly, the states vary widely in their emphasis on evaluation.

Programs To Measure and/or Reduce Youth Exposure to Alcohol Advertising and Marketing

States were asked whether they have programs to measure or reduce youth exposure to alcohol advertising and marketing. Twenty-seven percent (n=14) of the states reported they had such programs, which tend to implement four approaches:

1. Environmental scans to assess the degree of youth exposure to alcohol advertising
2. Counter-advertising initiatives
3. Eliminating environmental advertising aimed at youth
4. Social marketing

Best Practice Standards

States were asked whether they have adopted or developed best practice standards for underage-drinking-prevention programs. Seventy-six percent (n=39) reported they had such standards. States were asked to describe these standards, but the data were of variable quality. Some state responses were ambiguous or too brief to code reliably; however, approximately 46 percent of the 39 states that reported having standards indicated they followed SAMHSA's guidance document on evidence-based practices (*Identifying and Selecting Evidence-Based Interventions for Substance Abuse Prevention,* Revised Guidance Document for the Strategic Prevention Framework State Incentive Grant Program, SAMHSA, January 2009). A few additional states referenced some other federally produced document, and another 26 percent of the states described locally developed guidelines.

Collaborations, Planning, and Reports

The STOP Act Survey included two questions about collaborations. The first asked whether states collaborated on underage drinking issues with federally recognized Tribal governments (if any). Forty-seven percent (n=24) said they did collaborate, 25 percent said they did not collaborate, and the remainder reported no federally recognized Tribes in their states.

The second question asked whether the states had a state-level interagency body or committee to coordinate or address underage-drinking-prevention activities. Eighty percent of the states reported that such a committee exists, although the composition of the committee varied somewhat from state to state. Most states' interagency committees included a variety of state

Exhibit 4.2.19: Evaluation of Underage Drinking–Specific Programs

	Percentage of state programs evaluated	Percentage of evaluated programs with reports available
Median	50	0
Minimum	0	0
Maximum	100	100

agencies directly involved in underage-drinking-prevention policy implementation and enforcement, as well as educational- and treatment-program development and oversight. These include the states' departments of health and human services and alcohol beverage control, their substance abuse agency, and their state police/highway patrol. Of interest is the extent to which the committee included representatives of the governor, legislature, and attorney general, given that they are so critical in setting priorities, providing funding, and generating political and public support.

As shown in Exhibit 4.2.20, about one in four states with a committee included the governor and/or attorney general, and one in five included a legislature representative. We also assessed the extent to which the interagency committee included relevant entities and constituencies outside of state government (see Exhibit 4.2.21). Forty-six percent of the states with interagency committees included community coalitions, and 41 percent included college/university administrations, campus life departments, or campus police. About one in four states included youth, and one in five included local law enforcement.

States were asked whether they had prepared a plan for preventing underage drinking and/or issued a report on underage drinking in the past 3 years. About two thirds of the states had prepared a plan, and about three quarters had issued a report. The majority of states provided a source for obtaining the plans or reports (see individual state reports).

State Expenditures on the Prevention of Underage Drinking

States were asked to estimate state expenditures for two categories of enforcement activities and five types of programs targeted to youths, parents, and caregivers. Exhibit 4.2.22 provides the data in $1,000 units reported for the enforcement activities, program activities, and an "other" category. An entry of "zero" in the "Minimum reported" row means that at least one state that maintains data reports no expenditures in that category.

Exhibit 4.2.20: Composition of the Interagency Group—State Government Entities

	Office of the Governor	Legislature	Attorney General
Percentage of states with a committee (*n*=41)	24	20	27

Exhibit 4.2.21: Composition of the Interagency Group—Other Entities

	Local law enforcement	College/university administration, campus life department, campus police	Community coalitions and concerned citizens	Youth
Percentage of states with a committee (*n*=41)	20	41	46	24

Exhibit 4.2.22: 12-Month Expenditures* (in thousands) for Enforcement Activities; Programs Targeted to Youths, Parents, and Caregivers; and Other Programs

	Enforcement activities		Programs targeted to youths, parents, and caregivers					Other programs
	Compliance checks	Checkpoints and saturation patrols	Community-based programs	K–12 programs	College or university programs	Juvenile justice System programs	Child welfare system programs	
Number of states providing data	19	13	37	29	26	21	18	25
Median expenditure**	$112K	$150K	$215K	$18K	$0K	$0*	$0*	$169
Minimum reported	$0	$0	$0	$0	$0	$0	$0	$0
Maximum reported	$868K	$8,248K	$7,316	$33,771K	$511K	$4.220	$702	$5,668
Percentage of states providing data that invest in this category	84	85	78	59	50	38	11	68

* These data must be viewed cautiously. Response rates ranged from about 11 percent to about 85 percent. Thus the extent to which some of these data reflect national trends is unclear.
** The median is zero if more than half the responses are zero.

The largest expenditure category is for community-based programs, followed by K–12 programs. While the median of expenditures for all enforcement activities ($119,500) is considerably higher than that for all programs targeted to youths, parents, and caregivers (approximately $2,178), the total dollar amount expended for these nonenforcement programs (approximately $108.4 million) is more than seven times the total dollar amount spent on enforcement (approximately $14.3 million).[32]

States were also asked whether funds dedicated to underage drinking are derived from taxes, fines, and/or fees. About 90 percent of the states provided data for these questions. The use of these funding sources for underage-drinking-prevention activities is limited (see Exhibit 4.2.23).

Exhibit 4.2.23: Sources of Funds Dedicated to Underage Drinking

Source	Number of states providing data	Percentage reporting yes*
Taxes	47	19
Fines	47	15
Fees	45	16

*Percentages reflect only those states that provided data for these questions.

[32] The median of the combined expenditures for programs targeted to youths, parents, and caregivers is affected by the number of states reporting zero expenditures, as is clear from Exhibit 4.2.22.

Comparison of Enforcement Data: 2011 to 2012

The STOP Act State Survey is now in its second year of data collection. The following exhibits offer a snapshot of the results for 2011 and 2012 for several key components of the enforcement data. This section should be viewed with these cautions in mind: (1) a 2-year time span is insufficient to describe any kind of trend and (2) data collection varies from year to year among the states, so it is not possible to compare all states between these 2 years. Fewer than half the states provided information in both years for five of the datasets.[33]

About 70 percent of the states provided minors in possession arrest and state compliance check data for both 2011 and 2012. As shown in Exhibit 4.2.24, of these states, 60 percent reported an increase in the number of MIP arrests, 37 percent reported a decrease, and 3 percent remained the same. State compliance checks followed a different direction, with 44 percent of the states reporting an increase in compliance checks, 53 percent reporting a decrease, and 3 percent staying the same (Exhibit 4.2.25).

Fewer data are available addressing compliance checks conducted by local law enforcement. Exhibit 4.2.26 illustrates this, with only 10 states providing data for both years. Of this small group, 70 percent reported a decrease in the number of local compliance checks. Given that 32 states did not report in either year, these comparisons must be viewed with caution.

Exhibit 4.2.24: Minors in Possession 2011–2012

	Number	Percentage
States reporting in both years (n=35)		
States showing increased arrests	21	60
States showing decreased arrests	13	37
States showing same # of arrests	1	3
States not reporting in both years (n=16)		
States reporting in 2011, but not in 2012	5	—
States reporting in 2012, but not in 2011	4	—
States reporting in neither year	7	—

[33]See Appendix E for detailed charts of all state enforcement data reported in 2011 and 2012.

Exhibit 4.2.25: State Compliance Checks 2011–2012

	Number	Percentage
States reporting in both years (n=36)		
States showing increased compliance checks	16	44
States showing decreased compliance checks	19	53
States showing same # of compliance checks	1	3
States not reporting in both years (n=15)		
States reporting in 2011, but not in 2012	2	—
States reporting in 2012, but not in 2011	3	—
States reporting neither year	10	—

Exhibit 4.2.26: Local Compliance Checks 2011–2012

	Number	Percentage
States reporting in both years (n=10)		
States showing increased compliance checks	3	30
States showing decreased compliance checks	7	70
States not reporting in both years (n=41)		
States reporting in 2011, but not in 2012	4	—
States reporting in 2012, but not in 2011	5	—
States reporting in neither year	32	—

A small number of states (11) reported 2011 and 2012 data on total expenditures for compliance checks (Exhibit 4.2.27). Of these states, 55 percent indicated that expenditures increased, with the remaining 45 percent reporting that these expenditures had either decreased or remained the same. These data should be viewed with the caveat that 21 states did not report on compliance check expenditures in either 2011 or 2012.

Exhibit 4.2.28 describes state reporting on penalties for retail establishments between 2011 and 2012. In all penalty categories, larger percentages of the states reported reduced use of these penalties than reported increased use. However, given the great variation in reporting rates for both years (31 percent up to nearly 60 percent), these data should be viewed with caution.

Exhibit 4.2.27: Compliance Check Expenditures 2011–2012

	Number	Percentage
States reporting in both years (n=11)		
States showing increased expenditures	6	55
States showing decreased expenditures	4	36
States showing same amount of expenditures	1	9
States not reporting in both years (n=40)		
States reporting in 2011, but not in 2012	11	—
States reporting in 2012, but not in 2011	8	—
States reporting in neither year	21	—

Exhibit 4.2.28: Penalties on Retail Establishments 2011–2012

Penalty	Percentage of states reporting increase*	Percentage of states reporting decrease*	Percentage of states reporting no change*	Number of states reporting 2011 only	Number of states reporting 2012 only	Number of states reporting neither year
Fines: total number	43 (*n*=9)	57 (*n*=12)	0	7	10	13
Fines: total dollar amount	48 (*n*=11)	52 (*n*=12)	0	9	8	11
Suspensions: total number	38 (*n*=10)	62 (*n*=16)	0	6	6	13
Suspensions: total number of days	38 (*n*=6)	63 (*n*=10)	0	11	10	14
Revocations: total number	17 (*n*=5)	45 (*n*=13)	38 (*n*=11)	9	3	10

* Includes only those states that reported in both years.

Discussion

The extent and richness of state activities related to underage drinking can be fully appreciated only through examination of the state survey responses in this chapter. This report summarizes data on variables amenable to quantitative analysis. Four broad categories of initiatives are discussed:

1. Enforcement Programs
2. Programs Targeted to Youth, Parents, and Caregivers
3. Collaborations, Planning, and Reports
4. State Expenditures on the Prevention of Underage Drinking

A key conclusion to be drawn from the STOP Act State Survey is that the states have demonstrated a commitment to the reduction of underage drinking and its consequences. This commitment is evident in the fact that all states and the District of Columbia completed the survey, reported numerous program activities, and in many cases provided substantial detail about those activities (see individual state summaries).

The results presented above must be viewed with caution. In many cases, substantial missing data decrease the extent to which a meaningful conclusion can be drawn. Caution must also be exercised in interpreting the changes from 2011 to 2012. Single between-year trends are rarely stable and may or may not hold up over time.

Enforcement Programs

The large majority of states collect data on state compliance checks, MIP charges, and penalties imposed on retail establishments. However, only about one third of the states collect data on local enforcement efforts. Thus, the ability to draw conclusions about enforcement activities and effectiveness is limited, because a substantial portion of underage drinking law enforcement happens at the local level. Improvements in state enforcement data systems would increase the accuracy of these analyses in future years.

Overall, enforcement activities appear highly variable across the states. Compliance checks and other enforcement activities related to furnishing (Cops in Shops, Shoulder Tap operations, underage alcohol–related fatality investigations, and enforcement of direct-shipment laws) are fairly widely implemented, although not necessarily at both the state and local levels. However, the total number of checks is modest. The effectiveness of these enforcement activities is difficult to assess from the current data. Sanctions for furnishing are predominantly fines, which are about six times more common than suspensions. Revocations are extremely rare; more than two thirds of the states revoked one or no licenses. Data on MIP actions (an index of the enforcement of a variety of laws aimed at deterring underage drinking) revealed medians of 1.33 arrests per 1,000 underage drinking occasions, and 1,437 arrests per 100,000 in a population of 16- to 20-year-olds.

Programs Targeted to Youth, Parents, and Caregivers

States reported implementing a wide variety of underage-drinking-prevention programs for youth, parents, and caregivers. Many well-known programs were reported, including those

focused on life skills, refusal skills, media advocacy, community organizing, and environmental change. The programs are predominantly focused on individuals, and approximately one in five programs focused on environmental change. Data on numbers of program participants were limited, owing perhaps to inherent difficulties in estimating program participation for programs focused on entire populations or subpopulations (e.g., environmental change programs). About one in four states (27 percent) reported implementing programs to measure and/or reduce youth exposure to alcohol advertising and marketing.

Evaluation of underage drinking prevention programs is limited. Only about half of the programs the states described have been evaluated, and reports are available for only about 16 percent of these. As with enforcement, assessments of program effectiveness are limited by a lack of relevant data.

Seventy-six percent of states reported they had best practice standards for underage-drinking-prevention programs. Seventy-nine percent of states with standards reported that they followed a federal standard or had developed their own standard, and the remaining states described a process for selecting programs or listed the programs themselves that were considered best practices.

Collaborations, Planning, and Reports

Eighty percent of states reported the existence of a state-level interagency body or committee to coordinate or address underage-drinking-prevention activities. However, of the states with such a committee, only about one in four included the governor and/or attorney general, and one in five included a representative of the legislature. Forty-six percent of the states included community coalitions, and around 40 percent included college/university administrations, campus life departments, or campus police. One in four states included youth, and one in five included local law enforcement. Thus, key decisionmakers and local stakeholders were underrepresented on the interagency committees.

States were asked whether they had prepared a plan for preventing underage drinking and/or issued a report on underage drinking in the past 3 years. Approximately two thirds of the states had prepared a plan, and nearly three quarters had issued a report.

State Expenditures on the Prevention of Underage Drinking

States were asked to estimate state expenditures for two categories of enforcement activities and five types of programs targeted to youth, parents, and caregivers. The largest expenditure category is for community-based programs, followed by K–12 programs. While the median of expenditures for all enforcement activities ($119,500) is considerably higher than that for all programs targeted to youth, parents, and caregivers (approximately $2,178), the total dollar amount expended for these nonenforcement programs (approximately $108.4 million) is more than seven times the total dollar amount spent on enforcement (approximately $14.3 million). Data reporting was again spotty, with response rates ranging from 11 to 78 percent (median = 50 percent) across the five expenditure categories for programs targeting youth, parents, and caregivers. Thus, these results must be viewed with some caution. On the other hand, these data may be difficult for states to assemble given multiple funding streams and asynchronous fiscal years, among other issues.

Comparison of Enforcement Data: 2011–2012

In the 2 years in which the STOP Act State Survey has been implemented, the states varied greatly in their completion of datasets for both years. Fewer than half of the states provided information in both years for five of the nine enforcement data categories selected for comparison. Around 70 percent of the states reported data in both years for MIP arrests and for state-conducted compliance checks. Sixty percent of the states reporting for both years indicated that MIP arrests had increased, whereas 53 percent of the states reported a decrease in state compliance checks. Only 20 percent of the states reported on local compliance checks and state expenditures for compliance checks in both years. Larger percentages of the states reported reduced use of retailer penalties than reported increased use.

Comment

The data reveal a wide range of activity in the areas studied, although the activities vary in scope and intensity from state to state. Clearly, all states have areas of strength and areas where improvements can be realized. A recurrent theme is the inadequacy of some state data systems to respond to the data requested in the survey, especially for local law enforcement and expenditures. Accurate and complete data are essential both for describing current activities to prevent underage drinking and for monitoring progress in future state surveys.

Citation

Wagenaar, A., & Wolfson, M. (1994). Enforcement of the legal minimum drinking age in the United States. *Journal of Public Health Policy, 15(1),* 37–53.

CHAPTER 4.3
Policy Summaries

Laws Addressing Minors in Possession of Alcohol

Underage Possession, Consumption, and Internal Possession

Policy Description

As of January 1, 2012, all U.S. states and the District of Columbia prohibit possession of alcoholic beverages (with certain exceptions) by those under age 21. In addition, most but not all jurisdictions have statutes that specifically prohibit consumption of alcoholic beverages by those under age 21.

In recent years, a number of jurisdictions have passed laws prohibiting "internal possession" of alcohol by persons less than 21 years old. These provisions typically require evidence of alcohol in the minor's body, but they do not require any specific evidence of possession or consumption. Internal possession laws are especially useful to law enforcement in making arrests or issuing citations when breaking up underage drinking parties. Internal possession laws allow officers to bring charges against underage individuals who are neither holding nor drinking alcoholic beverages in the presence of law enforcement officers. As with laws prohibiting underage possession and consumption, jurisdictions that prohibit internal possession may apply various statutory exceptions to these provisions.

Although all jurisdictions prohibit possession of alcohol by minors, some jurisdictions do not specifically prohibit underage alcohol consumption. In addition, some jurisdictions that do prohibit underage consumption allow different exceptions for consumption than those that apply to underage possession. Jurisdictions that may prohibit underage possession and/or consumption may or may not address the issue of internal possession.

Some jurisdictions allow exceptions to possession, consumption, or internal possession prohibitions when a family member consents and/or is present. Jurisdictions vary widely in terms of which relatives may consent or must be present for this exception to apply and in what circumstances the exception applies. Sometimes a reference is made simply to "family" or "family member" without further elaboration.

Some jurisdictions allow exceptions to possession, consumption, or internal possession prohibitions on private property. Jurisdictions vary in the extent of the private property exception, which may extend to all private locations, private residences only, or in the home of a parent or guardian only. In some, a location exception is conditional on the presence and/or consent of a parent, legal guardian, or spouse.

With respect specifically to consumption laws, some jurisdictions prohibit underage consumption only on licensed premises.

Status of Underage Possession Policies

As of January 1, 2012, all 50 states and the District of Columbia prohibit possession of alcoholic beverages by those under age 21. Twenty-six jurisdictions have some type of family exception, 21 have some type of location exception, and 19 have neither (see Exhibit 4.3.1). Four of these

Exhibit 4.3.1: Exceptions to Minimum Age of 21 for Possession of Alcohol as of January 1, 2012

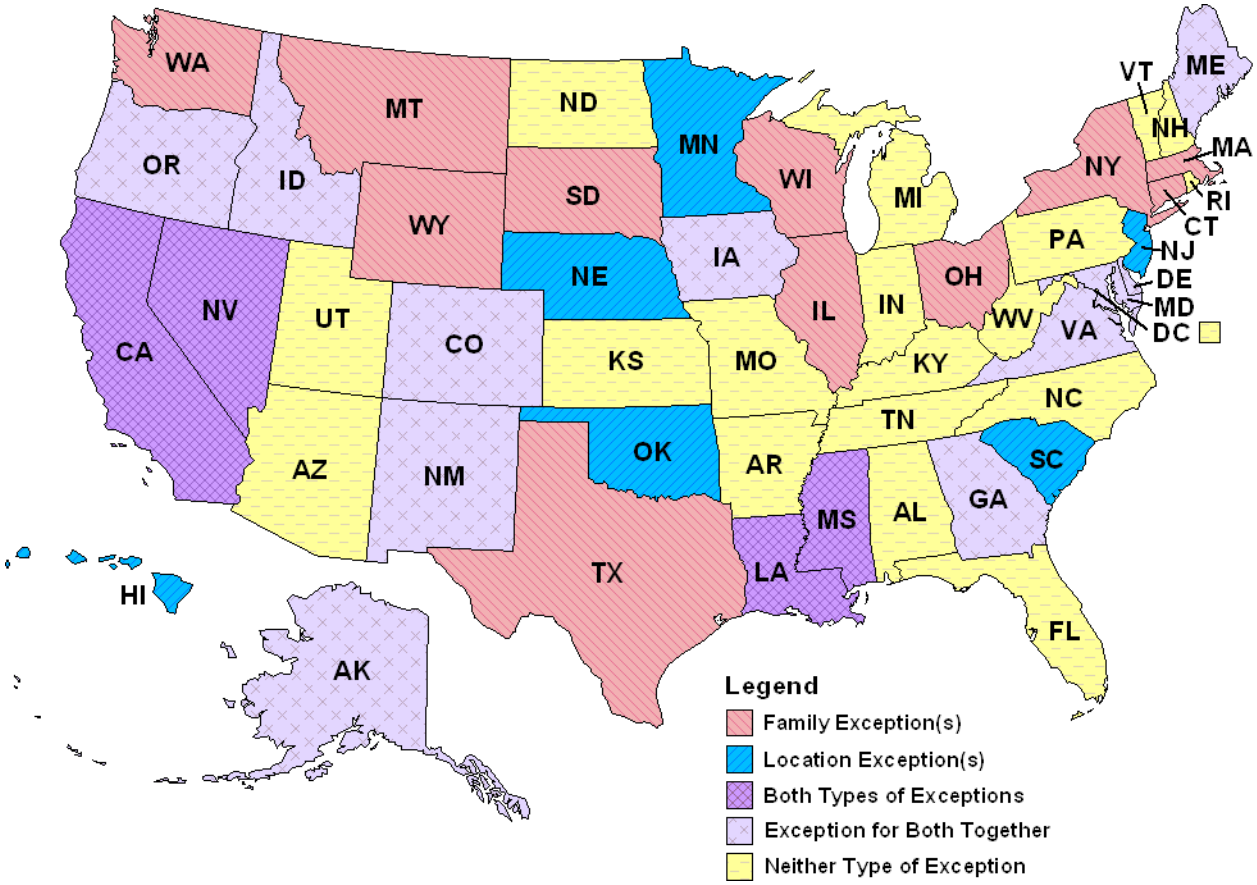

limit the location to the parent/guardian's residence, eight pertain to any private residence, and nine concern any private location.

Trends in Underage Possession Policies

During the period between 1998 and 2012, the number of jurisdictions with family exceptions rose from 23 to 26, the number with location exceptions rose from 20 to 21, and the number of jurisdictions with neither exception decreased from 21 to 19 (see Exhibit 4.3.2).

Status of Underage Consumption Policies

As of January 1, 2012, 35 jurisdictions prohibit consumption of alcoholic beverages by those under age 21. Of those, 17 permit family exceptions to the law, 13 permit location exceptions, and 15 permit neither type of exception (see Exhibit 4.3.3). Seven states (Montana, Ohio, South Dakota, Texas, Washington, Wisconsin, and Wyoming) permit only family exceptions; three states (Hawaii, New Jersey, and Nebraska) permit only location exceptions. Ten states had both types of exceptions, with nine of the states permitting underage consumption only if both family and location criteria are met.

Exhibit 4.3.2: Number of States with Family and Location Exceptions to Minimum Age of 21 for Possession of Alcohol, January 1, 1998, through January 1, 2012

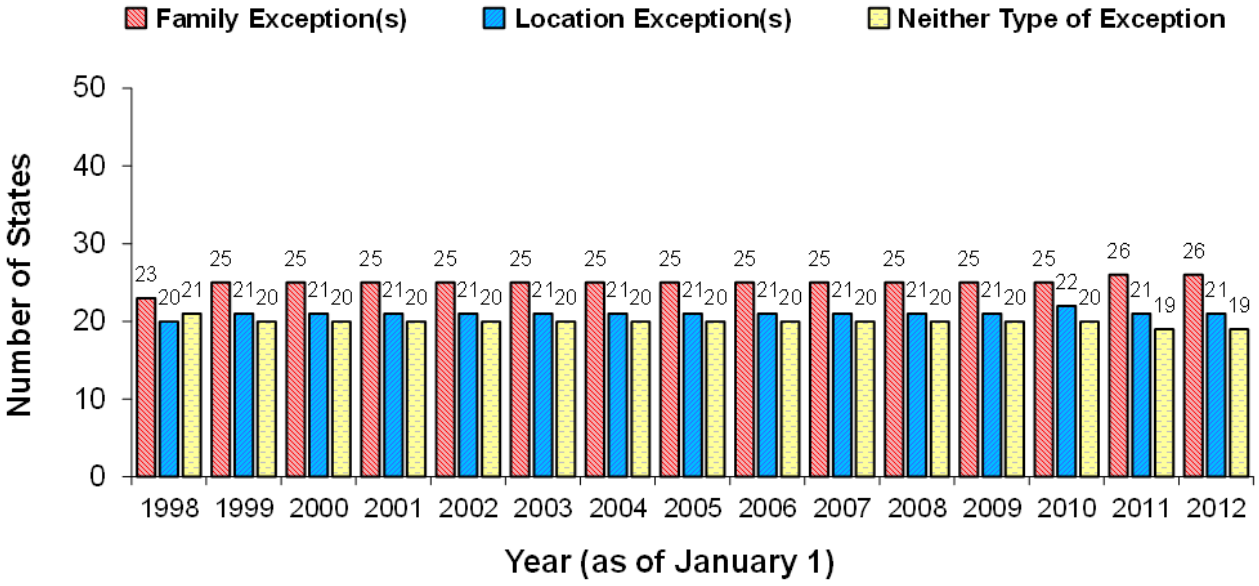

Exhibit 4.3.3: Exceptions to Minimum Age of 21 for Consumption of Alcohol as of January 1, 2012

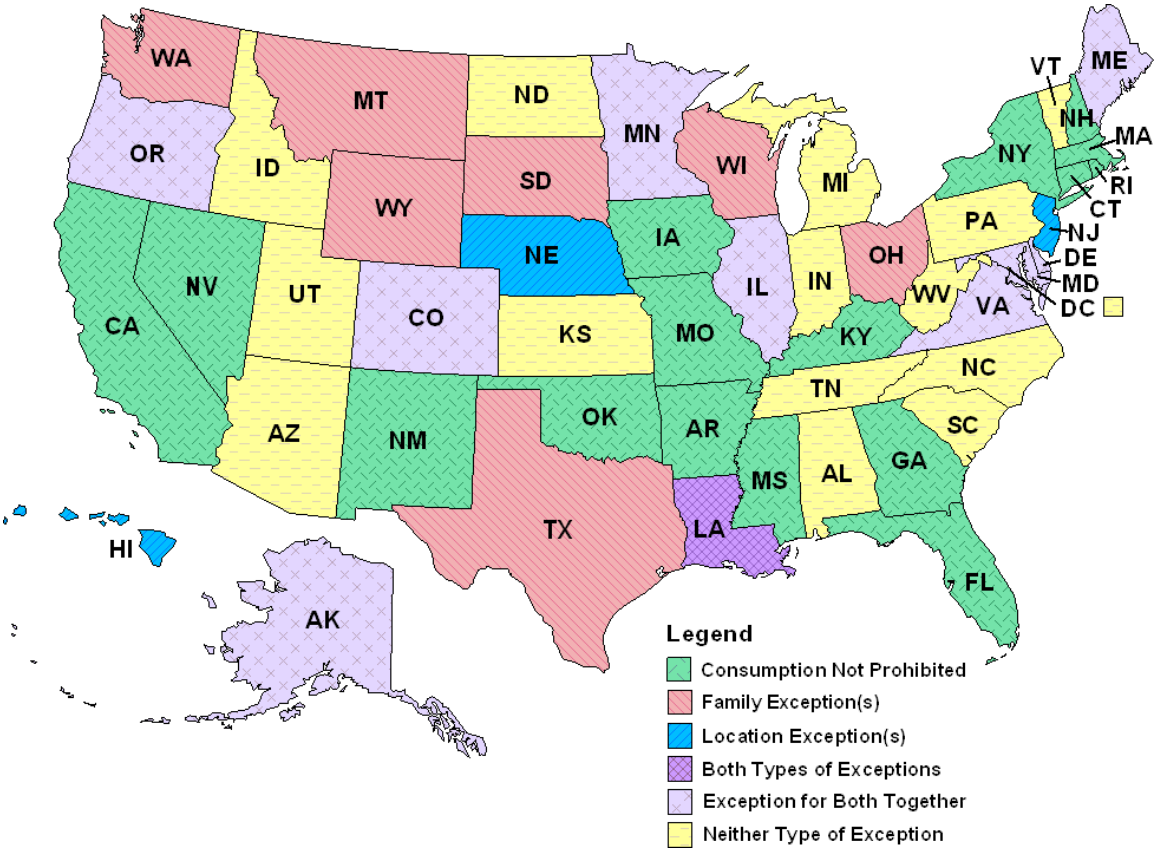

Trends in Underage Consumption Policies

As Exhibit 4.3.4 illustrates, during the period between 1998 and 2012, the number of jurisdictions that did not prohibit underage consumption decreased from 24 to 17. Location exceptions rose from 9 to 13; family exceptions rose from 13 to 17; and the number of jurisdictions with neither type of exception rose from 13 to 14.

Status of Underage Internal Possession Policies

As of January 1, 2012, nine States prohibit internal possession of alcoholic beverages for anyone under age 21 (see Exhibit 4.3.5).. Of the nine States that prohibit internal possession, six do not make any exceptions. In contrast, Colorado has exceptions for situations in which parents or guardians are present and give consent and the possession occurs in any private location. South Carolina's law makes an exception for internal possession in the homes only of parents or guardians. Wyoming makes exceptions for situations in which parents, guardians and spouses are present.

Trends in Underage Internal Possession Policies

As Exhibit 4.3.6 illustrates, during the period between 1998 and 2012, the number of States that prohibit underage internal possession has grown steadily from two to nine. The most recent State to enact a prohibition on internal possession was Wyoming.

Exhibit 4.3.4: Number of States with Family and Location Exceptions to Minimum Age of 21 for Consumption of Alcohol, January 1, 1998, through January 1, 2012

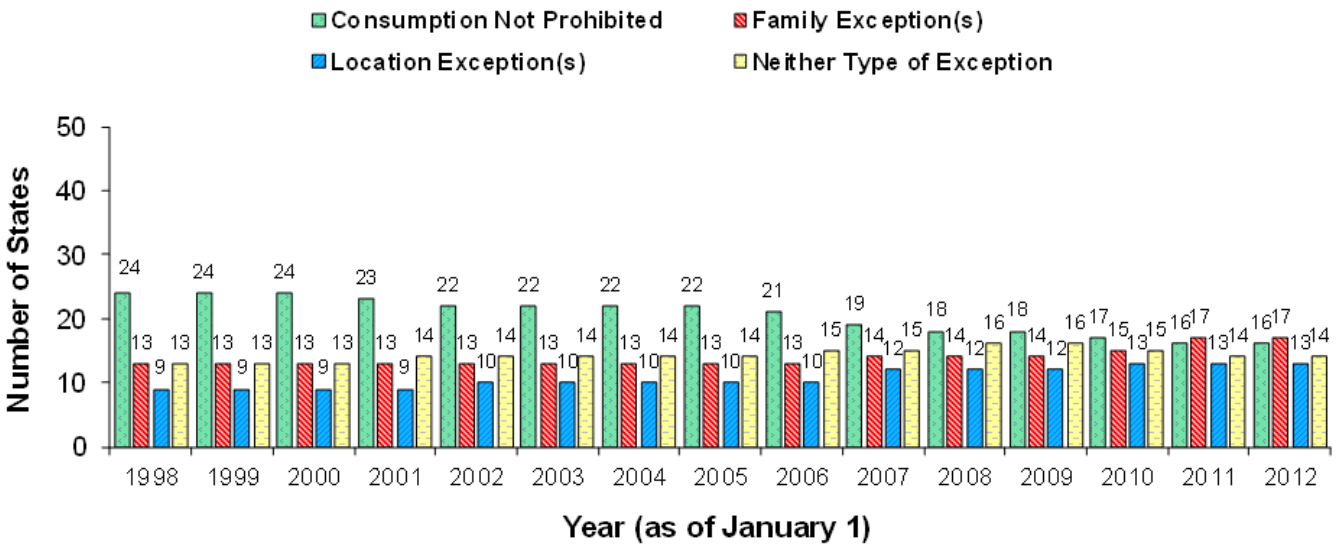

Exhibit 4.3.5: Prohibition of Internal Possession of Alcohol by Persons Under Age 21 as of January 1, 2012

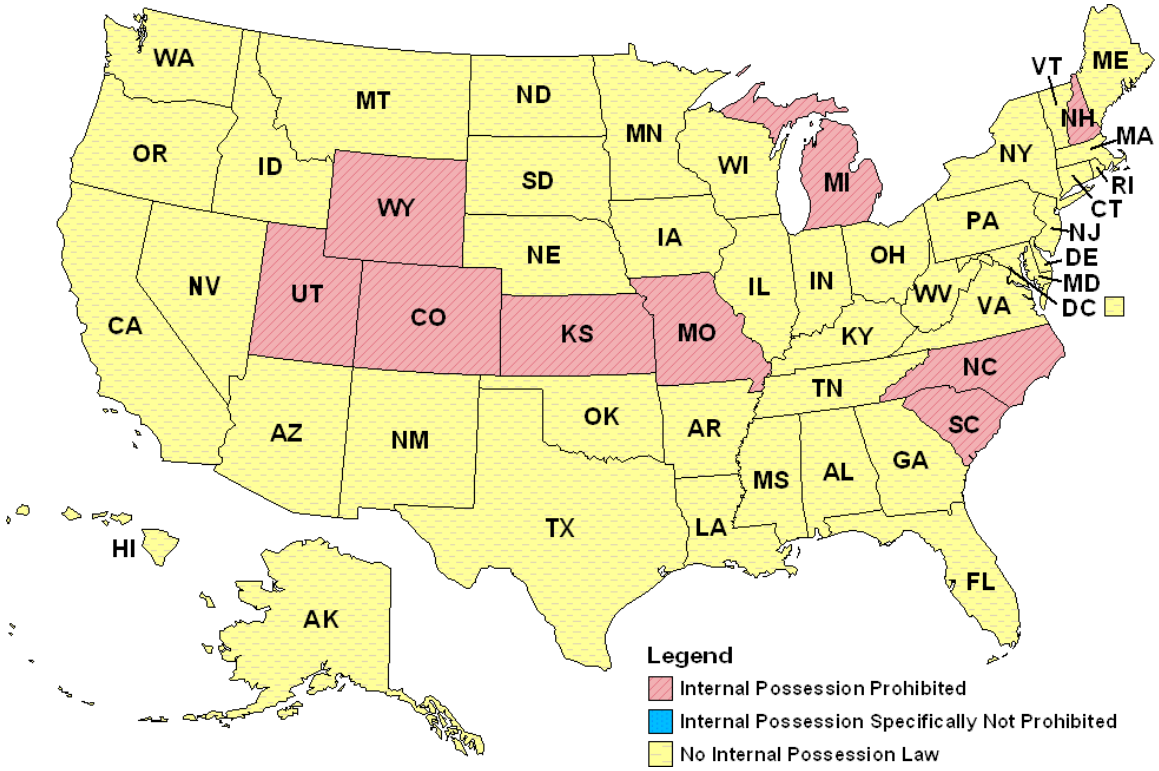

Exhibit 4.3.6: Distribution of States with Laws Prohibiting Internal Possession of Alcohol by Persons Under Age 21, January 1, 1998, through January 1, 2012

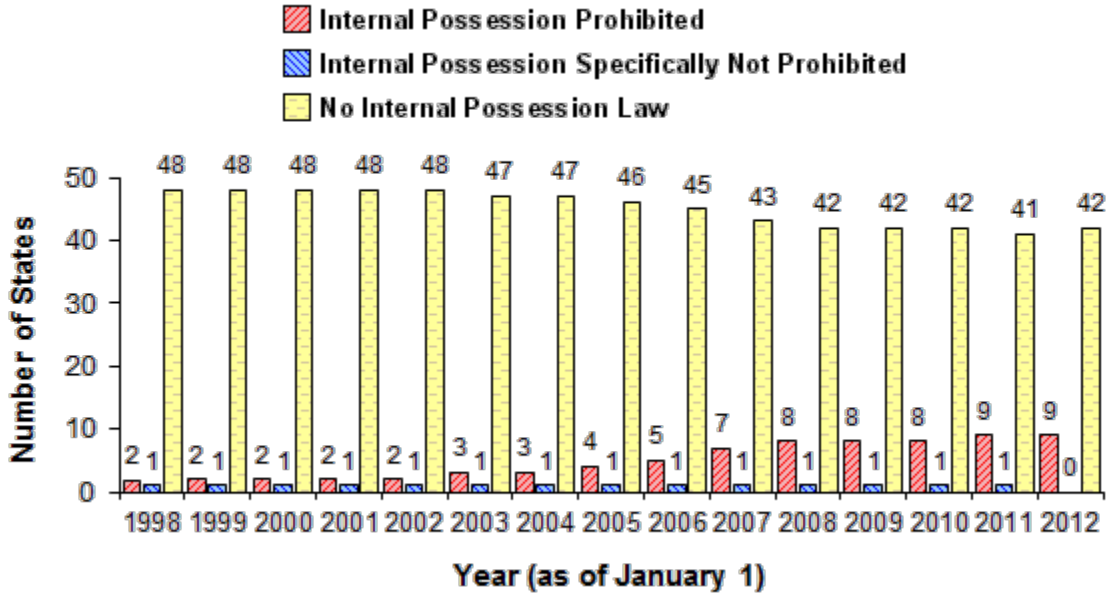

References and Further Information

All data for Underage Possession, Consumption, and Internal Possession policy topics were obtained from the Alcohol Policy Information System (APIS) at http://www.alcoholpolicy.niaaa.nih.gov. Follow links to the policy entitled "Underage Possession/Consumption/Internal Possession of Alcohol." APIS provides further descriptions of this set of policies and its variables, details regarding state policies, and a review of the limitations associated with the reported data. To see definitions of the variables for this policy, go to Appendix B.

Underage Purchase and Attempted Purchase

Policy Description

Most states, but not all, prohibit minors from purchasing or attempting to purchase alcoholic beverages. A minor purchasing alcoholic beverages can be prosecuted for possession because, arguably, a sale cannot be completed until there is possession on the part of the purchaser. Purchase and possession are nevertheless separate offenses. A minor who purchases alcoholic beverages is potentially liable for two offenses in states that have both prohibitions. See the "Underage Possession/Internal Possession/Consumption" section of this report for further discussion.[35] A significant minority of youths purchase or attempt to purchase alcohol for themselves, sometimes using falsified identification (see the "False Identification" section of this report).

Such purchases increase the availability of alcohol to underage persons, which, in turn, increases underage consumption. Prohibitions and associated sanctions on alcohol purchases by underage persons can be expected to depress rates of purchase and attempted purchase by raising the monetary and social costs of this behavior. Such laws provide a primary deterrent (preventing attempted purchases) and a secondary deterrent (reducing the probability that persons sanctioned under these laws will attempt to purchase in the future).

In some states, a person under age 21 is allowed to purchase alcoholic beverages as part of a law enforcement action. Most commonly, these actions are checks on merchant compliance or stings to identify merchants who illegally sell alcoholic beverages to minors. This allowance for purchase in the law enforcement context may exist even though a state does not have a law specifically prohibiting underage purchase.

Status of Underage Purchasing Policies

As of January 1, 2012, 46 states and the District of Columbia prohibit underage purchase or attempted purchase of alcohol; the remaining 4 states (Delaware, Indiana, New York, and Vermont) do not (see Exhibit 4.3.7). Underage persons are allowed to purchase alcohol for law enforcement purposes in 23 states including Indiana, even though Indiana does not have an underage purchase statute. The three other states without underage purchase statutes have no allowances for such purchases made for law enforcement purposes.

Trends in Underage Purchasing Policies

Since 1998, the number of jurisdictions prohibiting underage purchase of alcohol has remained the same (47). During that period, the number of states with allowances for underage purchase for enforcement purposes has steadily increased, from 9 in 1998 to 22 in 2012 (Exhibit 4.3.8).

[35] Some states have laws that specifically prohibit both underage purchase and attempted purchase of alcohol. An attempted purchase occurs when a minor takes concrete steps toward committing the offense of purchasing whether or not the purchase is consummated. It is likely that courts in states that only include the purchase prohibition in their statutes would treat attempted purchase as a lesser included offense. It can, therefore, be assumed that all states that prohibit purchase also prohibit attempted purchases. The two offenses are therefore not treated separately in this report.

Exhibit 4.3.7: Underage Purchase of Alcohol for Law Enforcement Purposes as of January 1, 2012

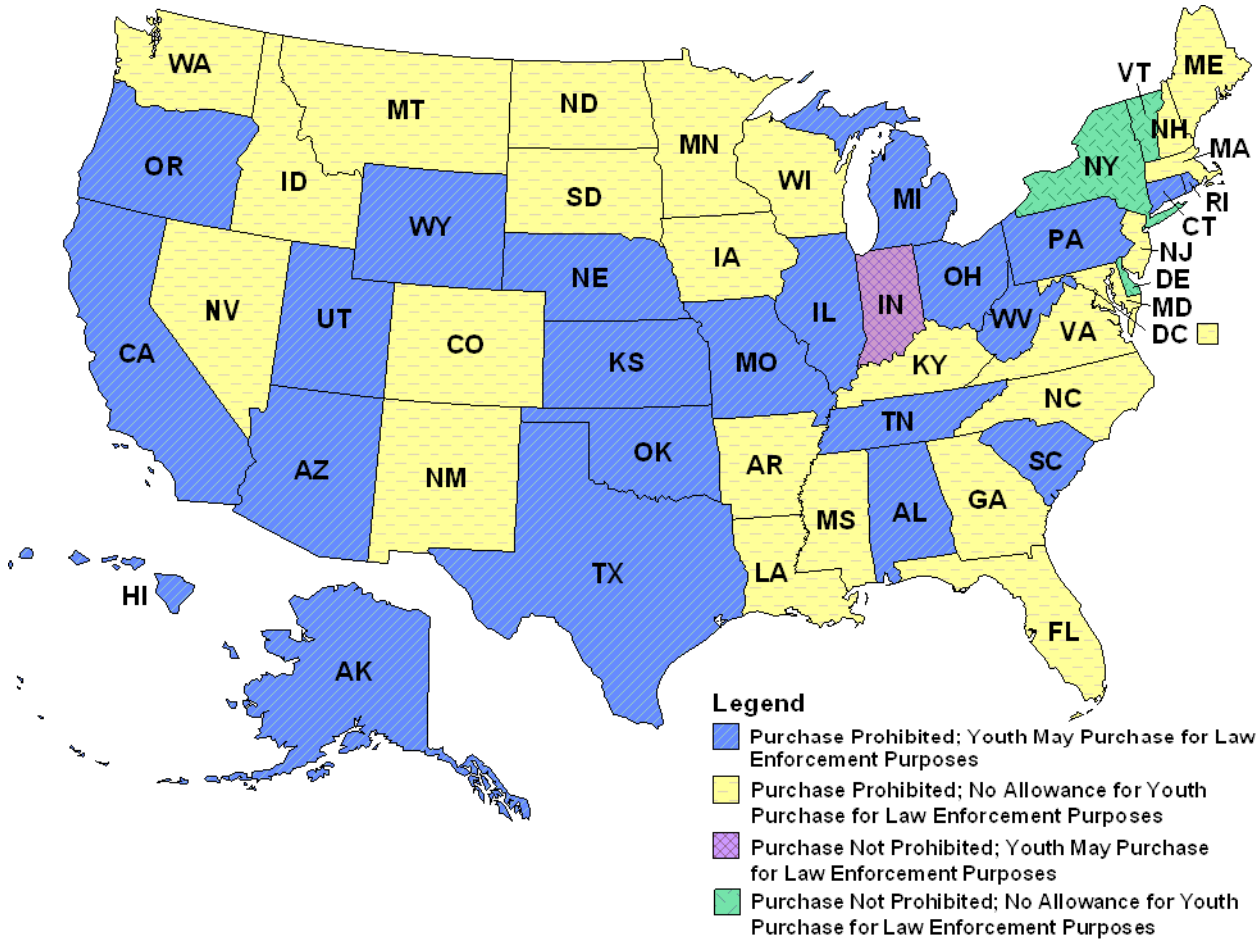

Exhibit 4.3.8: Underage Purchase of Alcohol for Law Enforcement Purposes, January 1, 1998, through January 1, 2012

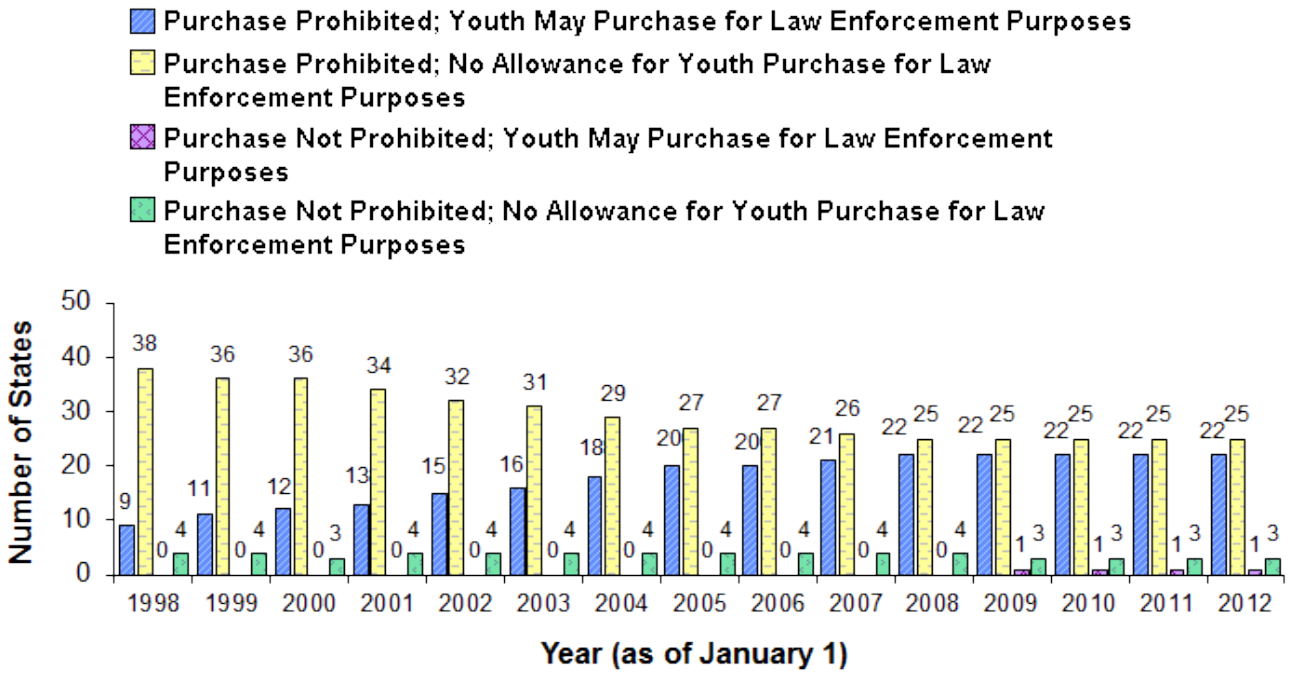

References and Further Information

All data for this policy were obtained from APIS at http://www.alcoholpolicy.niaaa.nih.gov. Follow links to the policy entitled "Underage Purchase of Alcohol." APIS provides further descriptions of this policy and its variables, details regarding state policies, and a review of the limitations associated with the reported data. For definitions for the variables in this policy, go to Appendix B.

False Identification ("false ID")

Policy Description

Alcohol retailers are responsible for ensuring that sales of alcoholic beverages are made only to individuals who are legally permitted to purchase alcohol. Inspecting government-issued identification (driver's license, non-driver identification card, passport, and military identification) is one major mechanism for ensuring that buyers meet minimum age requirements. In attempting to circumvent these safeguards, minors may obtain and use apparently valid ID that falsely states their age as 21 or over. Age may be falsified by altering the birthdate on a valid ID, obtaining an invalid ID card that appears to be valid, or using someone else's ID.

Compliance check studies suggest that underage drinkers may have little need to use false ID because retailers often make sales without any ID inspection. However, concerns about false ID remain high among educators, law enforcement officials, retailers, and government officials. Current technology, including high-quality color copiers and printers, has made false ID easier to fabricate, and the internet provides ready access to a large number of false ID vendors.

All states prohibit use of false identification by minors to obtain alcohol. In addition to the basic prohibitions, states have adopted a variety of legal provisions pertaining to false ID for obtaining alcohol. These provisions can be divided into three basic categories:

- Provisions that target minors who possess and use false identification to obtain alcohol
- Provisions that target those who supply minors with false identification, either through lending of a valid ID or the production of invalid ("fake") IDs
- Provisions that assist retailers in avoiding sales to potential buyers who present false IDs

Government-issued IDs are used for a number of age-related purposes other than the purchase of alcohol: registering to vote, enlisting in the military, entering certain entertainment venues, and so on. APIS confines its analysis to statutes and regulations relating to the use of false identification for the purpose of obtaining alcohol.

For further discussion of policies pertaining to the purchase of alcohol by minors, see the "Underage Purchase and Attempted Purchase" section of this report; policies that mandate training of servers to detect false identification, see the "Responsible Beverage Service" section of this report; and license suspension or revocation, see the "Loss of Driving Privileges for Alcohol Violations by Minors" section of this report.

Status of False ID Policies

Provisions That Target Minors

As of January 1, 2012, all states and the District of Columbia prohibit minors from using false IDs to obtain alcohol (see Exhibit 4.3.9). All but eight states (Delaware, Kansas, Nebraska, Nevada, New Mexico, North Dakota, Vermont, and Wyoming) authorize suspension of minors' driver's licenses for using a false ID in the purchase of alcohol. In all but four states (Alaska, Illinois, Ohio, and West Virginia) the suspension is through judicial proceedings. Two states (Arizona and Iowa) allow for both judicial and administrative proceedings for license sanctions.

Exhibit 4.3.9: Procedure for Imposing License Sanction for Use of False ID as of January 1, 2012

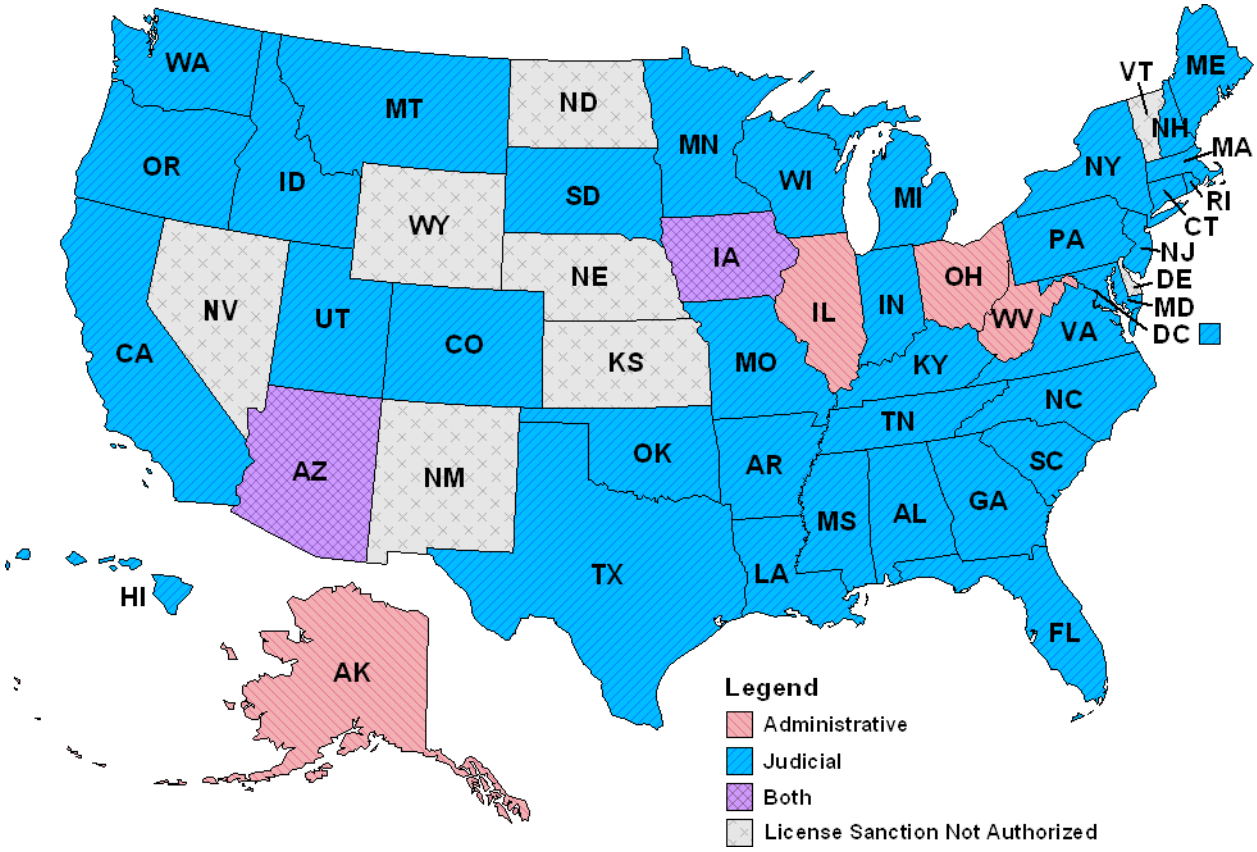

Provisions That Target Suppliers

As of January 1, 2012, 25 states have laws that target suppliers of false IDs; 24 prohibit lending, transferring, or selling false IDs to minors for the purpose of purchasing alcohol; and 13 prohibit manufacturing such licenses.

Retailer Support Provisions

Retailer support provisions vary widely across the states. In prosecution involving an illegal underage alcohol sale, 44 states and the District of Columbia provide for some type of affirmative defense (the retailer shows that he/she reached a good faith or reasonable conclusion that the false ID was valid); 43 states have laws requiring distinctive licenses for persons under age 21; 11 states permit retailers to seize apparently false IDs; 11 states provide incentives for the use of scanners; 4 states (Arkansas, Colorado, South Dakota, and Utah) allow retailers to detain minors; and 4 states (Alaska, Oregon, New Hampshire, and Utah) permit retailers to sue minors for damages.

Trends in False ID State Policies

State false ID policies that target minors and suppliers have been relatively stable for the last 11 years. During this period, Hawaii, Maine, Mississippi, and South Dakota implemented judicial license revocation, and Missouri enacted a law making it illegal to lend, transfer, or sell false IDs

to minors. By contrast, states have been actively enacting four of the retailer support provisions. All 11 scanner provisions were enacted over the last 12 years (see Exhibit 4.3.10). Two of the specific affirmative defense laws (Arizona and Vermont), two of the right to detain minors laws (Arkansas and South Dakota), and three of the right to sue minors laws (Alaska, New Hampshire, and Utah) were enacted during this time period. Idaho is an exception to the general trend; in 2007, it rescinded its law permitting retailers to seize apparently false IDs.

References and Further Information

All data for this policy were obtained from APIS at http://www.alcoholpolicy.niaaa.nih.gov. Follow links to the policy entitled "False Identification for Obtaining Alcohol." APIS provides further descriptions of this policy and its variables, details regarding state policies, and a review of the limitations associated with the reported data. Variables are defined in Appendix B.

Exhibit 4.3.10: Number of States with Scanner Provisions in False ID Laws, January 1, 1998, through January 1, 2012

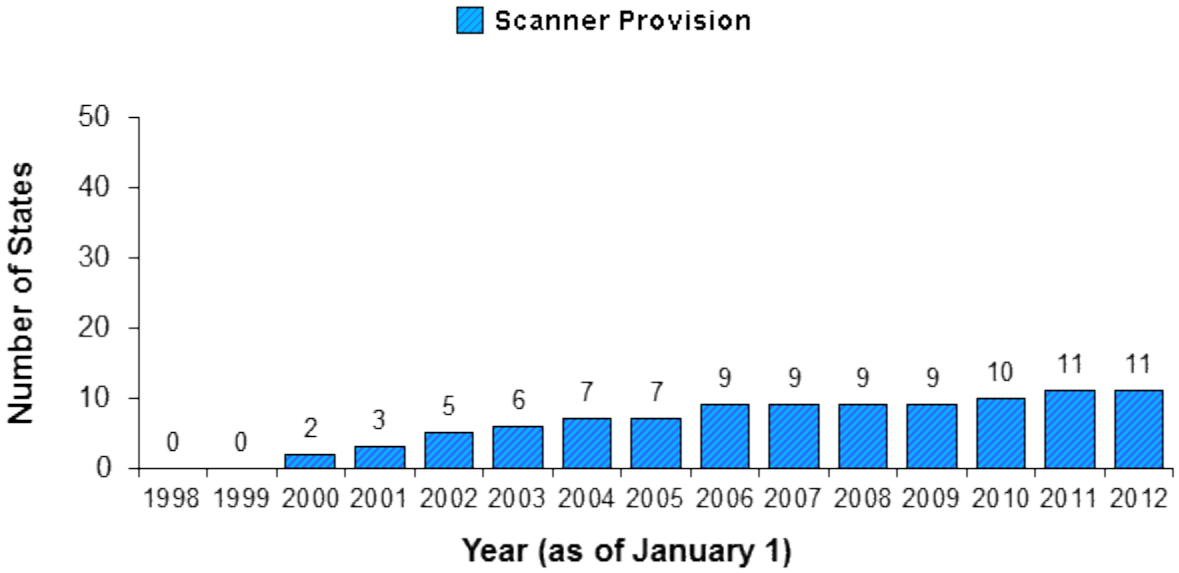

Laws Targeting Underage Drinking and Driving

Youth Blood Alcohol Concentration Limits (underage operators of noncommercial motor vehicles)

Policy Description

Blood alcohol concentration (BAC) limits policies establish the maximum amount of alcohol a minor can have in his/her bloodstream when operating a motor vehicle. BAC is commonly expressed as a percentage. For instance, a BAC of 0.08 percent means that a person has 8 parts alcohol per 10,000 parts blood in the body. State laws generally specify BAC levels in terms of grams of alcohol per 100 milliliters of blood (often abbreviated as grams per deciliter, or g/dL). BAC levels can be detected by breath, blood, or urine tests. The laws of each jurisdiction specify the preferred or required types of tests used for measurement.

There is strong scientific evidence that as BAC increases, the cognitive and motor skills needed to operate a motor vehicle are increasingly impaired. BAC statutes establish criteria for determining when the operator of a vehicle is sufficiently impaired to constitute a threat to public safety and is therefore violating the law. Currently, all states and the District of Columbia mandate a BAC limit of 0.08 g/dL for adult drivers.

Owing to differences between young people and adults (e.g., body mass, physiological development, driving experience), young people's ability to safely operate a motor vehicle is impaired at a lower BAC than for adults. Partly as a result of financial incentives established by the federal government, all jurisdictions in the United States have enacted low BAC limits for underage drivers. Laws establishing very low legal BAC limits of 0.02 g/dL or less for drivers under the legal drinking age of 21 are widely referred to as zero-tolerance laws.

A per se BAC statute stipulates that if the operator has a BAC level at or above the per se limit, a violation has occurred without regard to other evidence of intoxication or sobriety (e.g., how well or poorly the individual is driving). In other words, exceeding the BAC limit established in a per se statute is itself a violation.

Status of Youth BAC Limit Policies

As of January 1, 2012, all states have per se youth BAC statutes (see Exhibit 4.3.11). Thirty-four states set the driving BAC limit for underage persons at 0.02 g/dL. The District of Columbia and 14 states consider any underage alcohol consumption while driving to be a violation of the law and have set the limit to 0.00 g/dL. Two states (California and New Jersey) have set the underage BAC limit to 0.01 g/dL.

Trends in Youth BAC Limit Policies

Since 1998, all states have had zero tolerance (0.02 g/dL or lower) youth BAC limit laws (see Exhibit 4.3.12). In the period between 1999 and 2012, the number of states mandating specific BAC limits for underage drivers remained constant with the exception of one state (Maryland), which lowered its underage BAC limit from 0.02 to 0.00 g/dL. Prior to 1998, three states (South Carolina, South Dakota, and Wyoming) had no youth BAC limits and one (Mississippi) set the limit to 0.08 g/dL.

Exhibit 4.3.11: Youth Operators Blood Alcohol Concentration Limit Laws as of January 1, 2012

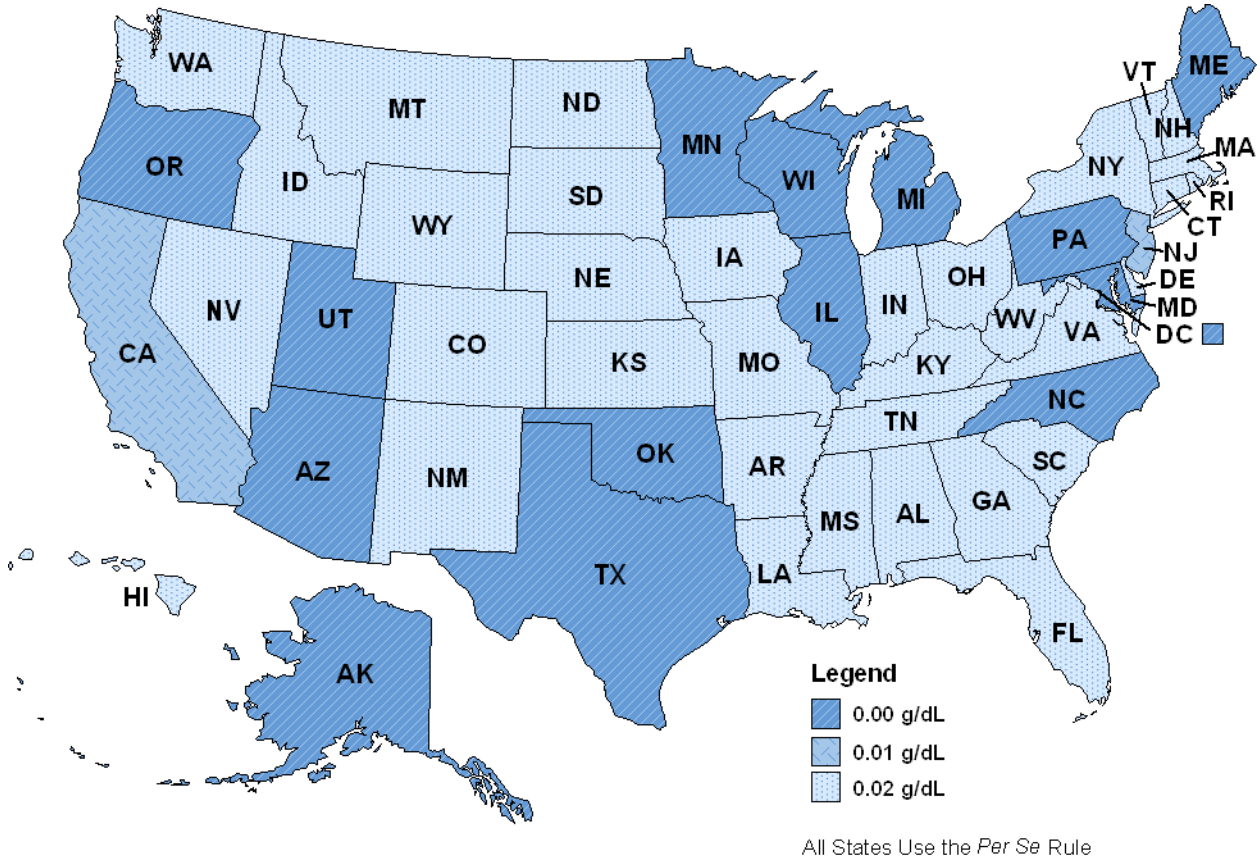

Exhibit 4.3.12: Distribution of Youth (Underage Operators of Noncommercial Motor Vehicles) BAC Limit Laws, January 1, 1998, through January 1, 2012

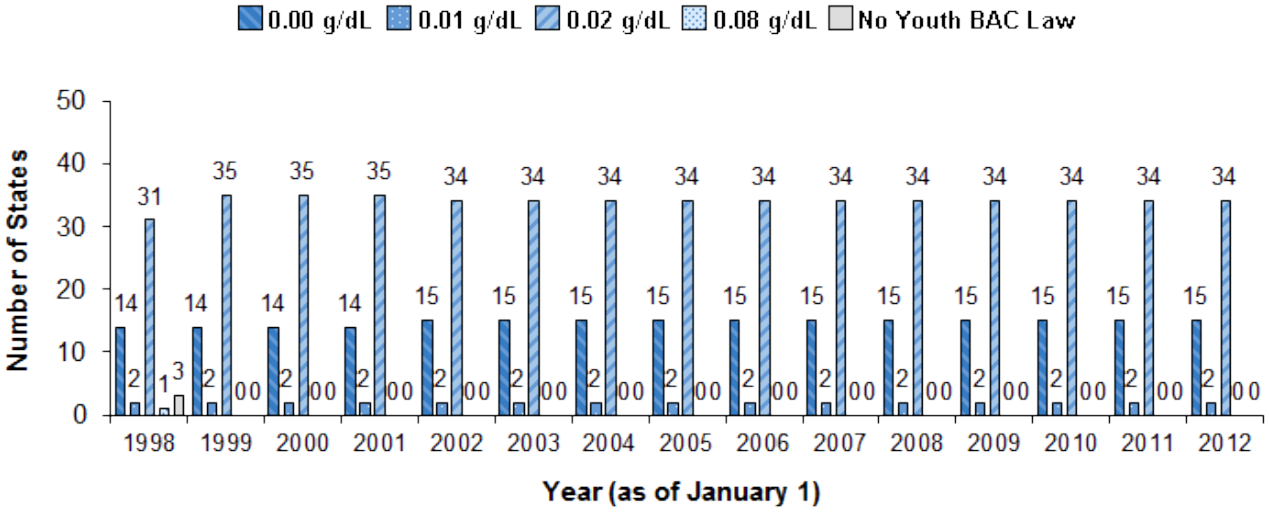

References and Further Information

All data for this policy were obtained from APIS at http://www.alcoholpolicy.niaaa.nih.gov. Follow links to the policy entitled "Blood Alcohol Concentration Limits: Youth (Underage Operators of Noncommercial Motor Vehicles)." APIS provides further descriptions of this policy and its variables, details regarding state policies, and a review of the limitations associated with the reported data. To see definitions of the variables for this policy, go to Appendix B.

Loss of Driving Privileges for Alcohol Violations by Minors ("use/lose" laws)

Policy Description

Use/lose laws authorize suspension or revocation of driving privileges as a penalty for underage purchase, possession, or consumption of alcoholic beverages. States began enacting these statutes in the mid-1980s to deter underage drinking by imposing a punishment that young people would consider significant: the loss of a driver's license. In most states, use/lose laws make it mandatory to impose driver's license sanctions in response to underage alcohol violations. State laws vary as to the type of violation (purchase, possession, or consumption of alcohol) that leads to these sanctions and how long suspensions or revocations stay in effect.

State laws specific to minors (purchase, possession, and consumption of alcoholic beverages) are described in the "Underage Purchase and Attempted Purchase," "Underage Possession," "Underage Consumption," and "Internal Possession by Minors" sections of this report.

Status of Loss of Driving Privileges Policies

Upper Age Limit

Twenty-five states and the District of Columbia set age 21 as the upper limit for which use/lose laws apply. Ten states set the upper limit at age 18, and one state (Wyoming) sets the limit at age 19. In four states (Arkansas, Hawaii, Tennessee, and Virginia), some sanction conditions vary depending on whether the violator is under age 18 or under age 21.

Authority To Impose License Sanction

The vast majority of jurisdictions (36 states and the District of Columbia) have made license suspension or revocation mandatory in cases of underage alcohol violations (see Exhibit 4.3.13). Nine states have made this a discretionary penalty for such violations, and 10 states have no use/lose law. One state (Hawaii) makes this a discretionary penalty for minors below age 18, but mandatory for violators ages 18 through 20. (The total of states is greater than 51 because some have both mandatory and discretionary laws.)

Trends in Loss of Driving Privileges Policies

Between 1998 and 2012, the number of jurisdictions that made license suspension or revocation mandatory in cases of underage alcohol violations increased from 25 to 34 (see Exhibit 4.3.14). During this same time period, the number of jurisdictions with no use/lose laws decreased from 17 to 10, and the number with discretionary authority to impose use/lose sanctions dropped from 10 to 9.

References and Further Information

Data for this policy were obtained from APIS at http://www.alcoholpolicy.niaaa.nih.gov. Follow links to the policy entitled "Loss of Driving Privileges for Alcohol Violations by Minors ("Use/Lose" Laws)." APIS provides further descriptions of this policy and its variables, details regarding state policies, and a review of the limitations associated with the reported data. To see definitions of the variables for this policy, go to Appendix B.

Exhibit 4.3.13: License Suspension/Revocation for Alcohol Violations by Minors as of January 1, 2012

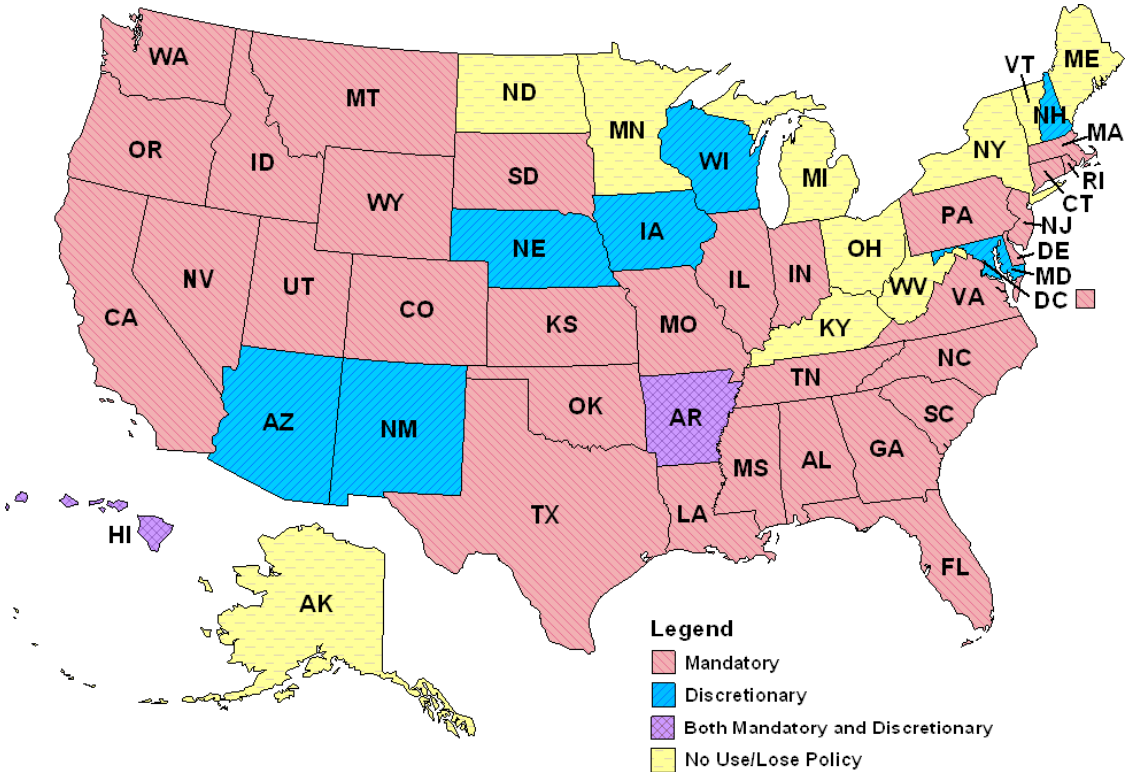

Exhibit 4.3.14: Distribution of License Suspension/Revocation Procedures for Alcohol Violations by Minors, January 1, 1998, through January 1, 2012

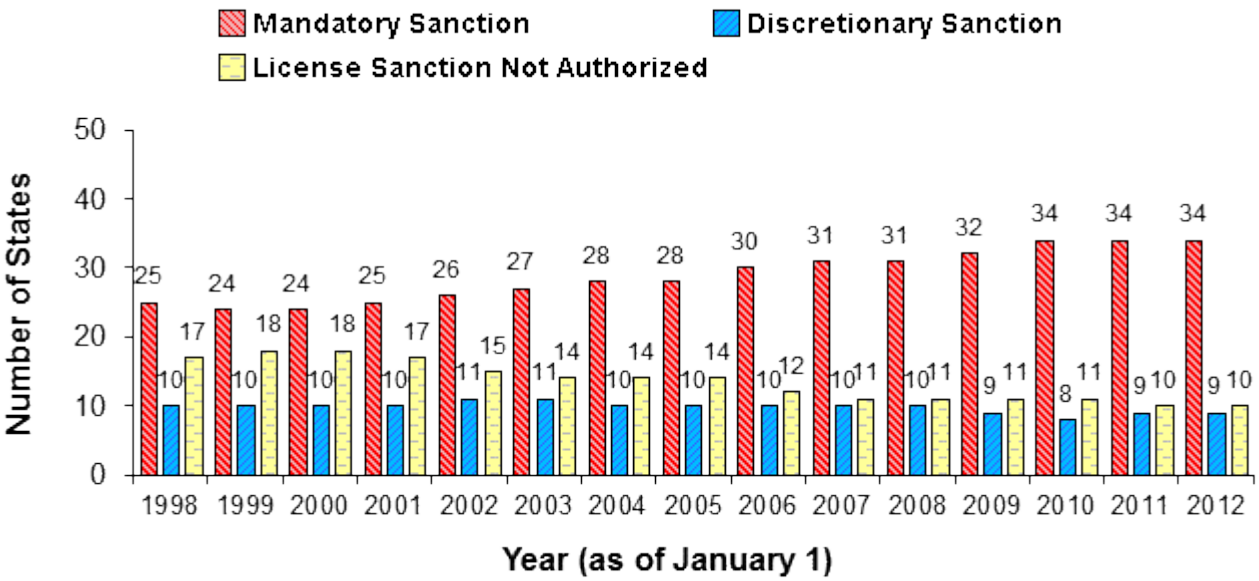

Graduated Driver's Licenses

Policy Description

Graduated driver licensing (GDL) is a system designed to delay full licensure for teenage automobile drivers, thus allowing beginning drivers to gain experience under less risky conditions. Teenagers are targeted because they are at the highest risk for motor vehicle crashes, including alcohol-related crashes. By imposing restrictions on driving privileges, GDL reduces the chances of teenagers driving while intoxicated.

A fully developed GDL system has three stages: a minimum supervised learner's period, an intermediate license (once the driving test is passed) that limits unsupervised driving in high-risk situations, and a full-privilege driver's license available after completion of the first two stages. Beginners must remain in each of the first two stages for set minimum time periods.

The learner's stage has three components:

- Minimum age at which drivers can operate vehicles in the presence of parents, guardians, or other adults
- Minimum holding periods during which learner's permits must be held before drivers advance to the intermediate stage of the licensing process
- Minimum age at which drivers become eligible to drive without adult supervision

The intermediate stage of GDL law has five components:

- Minimum age at which drivers become eligible to drive without adult supervision
- Unsupervised night-driving prohibitions
- Primary enforcement of night-driving provisions
- Passenger restrictions, which set the total number of passengers allowed in vehicles driven by intermediate-stage drivers
- Primary enforcement of passenger restrictions

"Primary enforcement" refers to the authority given to law enforcement officers to stop drivers for the sole purpose of investigating potential violations of night-driving or passenger restrictions. Law enforcement officers in states without primary enforcement can investigate potential violations of these provisions only as part of an investigation of some other offense. Primary enforcement greatly increases the chance that violators will be detected. The single component for the license stage of GDL is the minimum age at which full licensure occurs and both passenger and night-driving restrictions are lifted.

Status of Graduated Driver Licensing Policies

All 51 jurisdictions have some form of GDL policy and all states have full three-stage criteria (see Exhibit 4.3.15). The minimum ages for each stage and the extent to which the other restrictions are imposed vary across jurisdictions. An important GDL provision related to traffic safety is the minimum age for full licensure. Fourteen jurisdictions allow full licensure on the 18th birthday; three jurisdictions permit it at age above 17 but under 18; and 18 permit it on the 17th birthday. The remaining 16 jurisdictions permit full licensure to those who are under 17 but at least 16 years old. All but one jurisdiction has night-driving restrictions; the hours during

Exhibit 4.3.15: Minimum Age of Full Driving Privileges Laws as of January 1, 2012

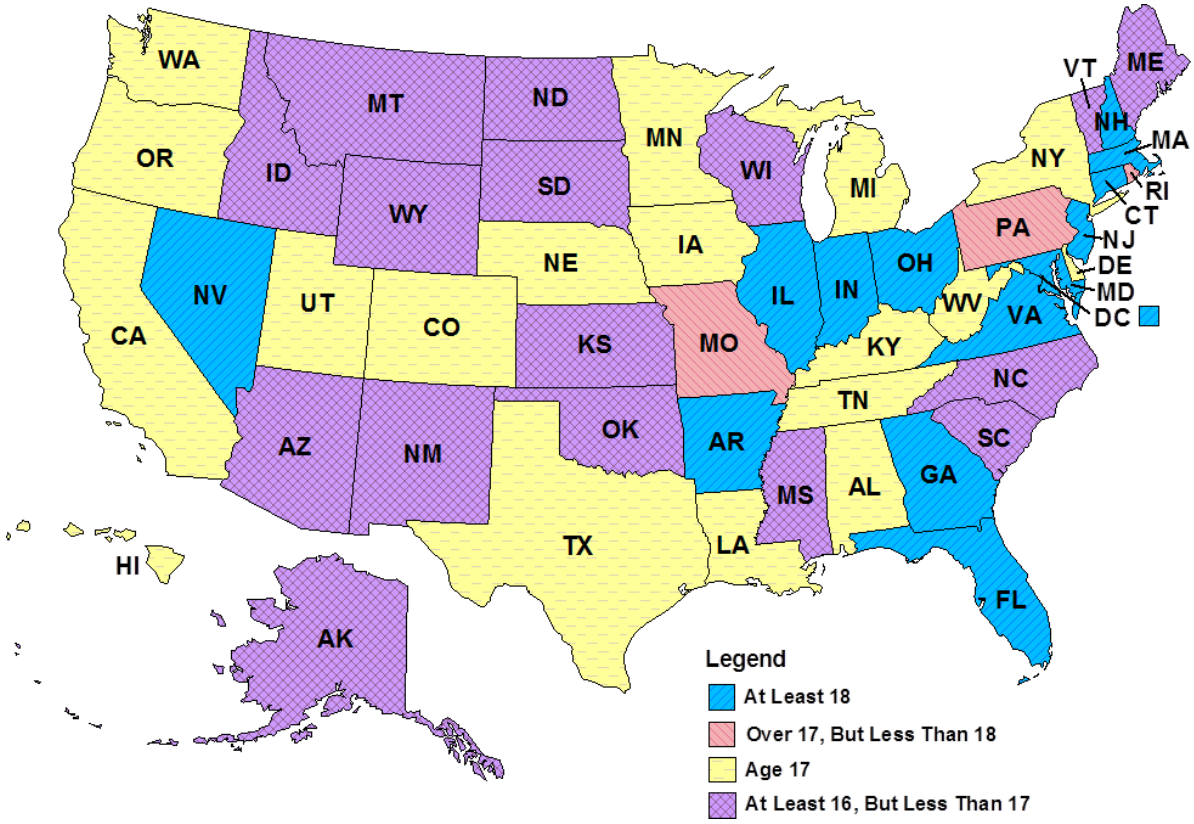

which these restrictions apply vary widely among jurisdictions, but fall largely between 6 p.m. and 1 a.m. Thirty-eight jurisdictions have primary enforcement of night-driving restrictions. Forty-six jurisdictions place passenger restrictions on drivers with less than full licensure, and 31 of those have primary enforcement of these restrictions.

Trends in Graduated Driver Licensing Policies

Since the mid-1990s, states enacting three-stage GDL laws have steadily increased (see Exhibit 4.3.16). On January 1, 1996, only one state (Maryland) had such a law, but by 2000, 23 jurisdictions had enacted three-stage GDL laws and by 2012, that number had risen to 51.

References and Further Information

Legal research for this topic is planned and managed by SAMHSA and conducted under contract by The CDM Group, Inc. Historical data for the years 1996 through 2004 were obtained from "Graduated Driver Licensing Programs and Fatal Crashes of 16 year old Drivers: A National Evaluation" (Baker, S.P., Chen, L.-H., & Li, G. (2006); National Highway Transportation Safety Administration DOT HS 810 614). Data from January 1, 2005, until December 31, 2008, were obtained from the Insurance Institute for Highway Safety (http://www.iihs.org/laws/pdf/us_licensing_systems.pdf). Data through January 1, 2012, were collected by SAMHSA. To see definitions of the variables for this policy, go to Appendix B.

Exhibit 4.3.16: Number of States (and District of Columbia) with Three-Stage Graduated Driver Licensing Policies, July 1, 1996, through January 1, 2012

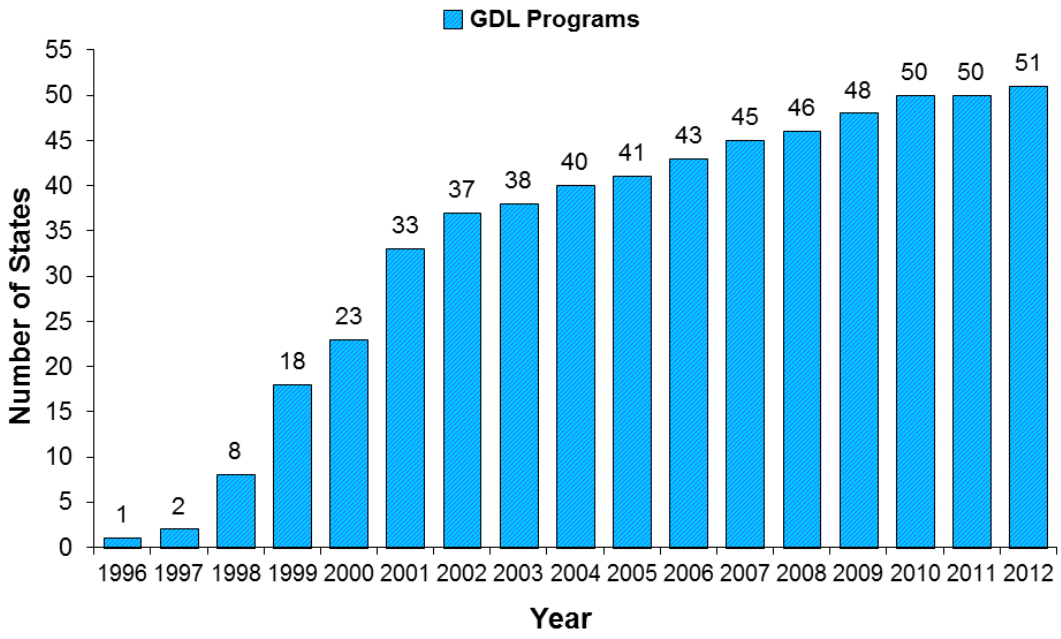

Laws Targeting Alcohol Suppliers

Furnishing Alcohol to Minors

Policy Description

All states prohibit furnishing alcoholic beverages to minors by both commercial servers (bars, restaurants, retail sales outlets) and noncommercial servers. However, examination of case law would be required to determine with certainty that the prohibition applies to both commercial and noncommercial servers in all states. Additionally, most states include some type of exception to their furnishing laws of the types listed below.

Most underage persons obtain alcohol from adults including parents, older siblings and peers, or strangers solicited to purchase alcohol for the minor. Fewer youths purchase alcohol for themselves from merchants who fail to comply with laws prohibiting sale to minors or by using false identification (see the "False Identification" section of this report). These sources increase the availability of alcohol to underage persons, which, in turn, increases underage consumption. Prohibitions and associated sanctions on furnishing to underage persons can be expected to depress rates of furnishing by raising the monetary and social costs of this behavior. Such laws provide a primary deterrent (preventing furnishing) and a secondary deterrent (reducing the chances of persons sanctioned under these laws furnishing in the future).

Two types of exceptions to underage furnishing laws are discussed in this analysis:

- Family exceptions permit parents, guardians, or spouses to furnish alcohol to minors; some states specify that the spouse must be of legal age and others do not.
- Location exceptions permit furnishing alcohol in specified locations and may limit the extent to which family members can furnish to minors. No state has an exception for furnishing on private property by anyone other than a family member.

Some states provide sellers and licensees with one or more defenses against a charge of furnishing alcoholic beverages to a minor. Under these provisions, a retailer who provides alcohol to a minor will not be found in violation of the furnishing law if he or she can establish one of these defenses. This policy topic tracks one such defense: some states require that the minor who initiated a transaction be charged for possessing or purchasing the alcohol before the retailer can be found in violation of the furnishing law. (Defenses associated with minors using false ID can be found in the "False Identification" section of this report.) Many states also have provisions that mitigate or reduce the penalties imposed on retailers if they have participated in responsible beverage service (RBS) programs; see the Responsible Beverage Service" section of this report for further discussion.

In some states, furnishing laws are closely associated with laws that prohibit hosting underage drinking parties. These laws target hosts who allow underage drinking on property they own, lease, or otherwise control. (See the "Hosting Underage Drinking Parties" section of this report for further discussion.) Hosts of underage drinking parties who also supply the alcohol consumed or possessed by minors may be in violation of two distinct laws: furnishing alcohol to minors, and allowing underage drinking to occur on property they control.

Also addressed in this report are social host liability laws, which impose civil liability on hosts for injuries caused by their underage guests. Although related to party hosting laws, social host liability laws are distinct. They do not establish criminal or civil offenses, but instead allow injured parties to recover damages by suing social hosts of events during which minors consumed alcohol and later were responsible for injuries. The commercial analog to social host liability laws is dram shop laws, which prohibit commercial establishments—bars, restaurants, and retail sales outlets—from furnishing alcoholic beverages to minors. See the "Social Host Liability" and "Dram Shop Liability" portions of this report for further discussion.

Status of Underage Furnishing Policies

Exceptions to Furnishing Prohibitions

As of January 1, 2012, all states prohibit the furnishing of alcoholic beverages to minors (see Exhibit 4.3.17). Nineteen states and the District of Columbia have no family or location exceptions to this prohibition. The remaining 31 states permit parents, guardians, and/or spouses to furnish alcohol to their underage children and/or spouses. Of these, 12 states limit the exception to certain locations (3 states, any private location; 7 states, any private residence; 2 states, parents' or guardians' homes only).

Exhibit 4.3.17: Exceptions to Prohibitions on Furnishing Alcohol to Persons Under Age 21 as of January 1, 2012

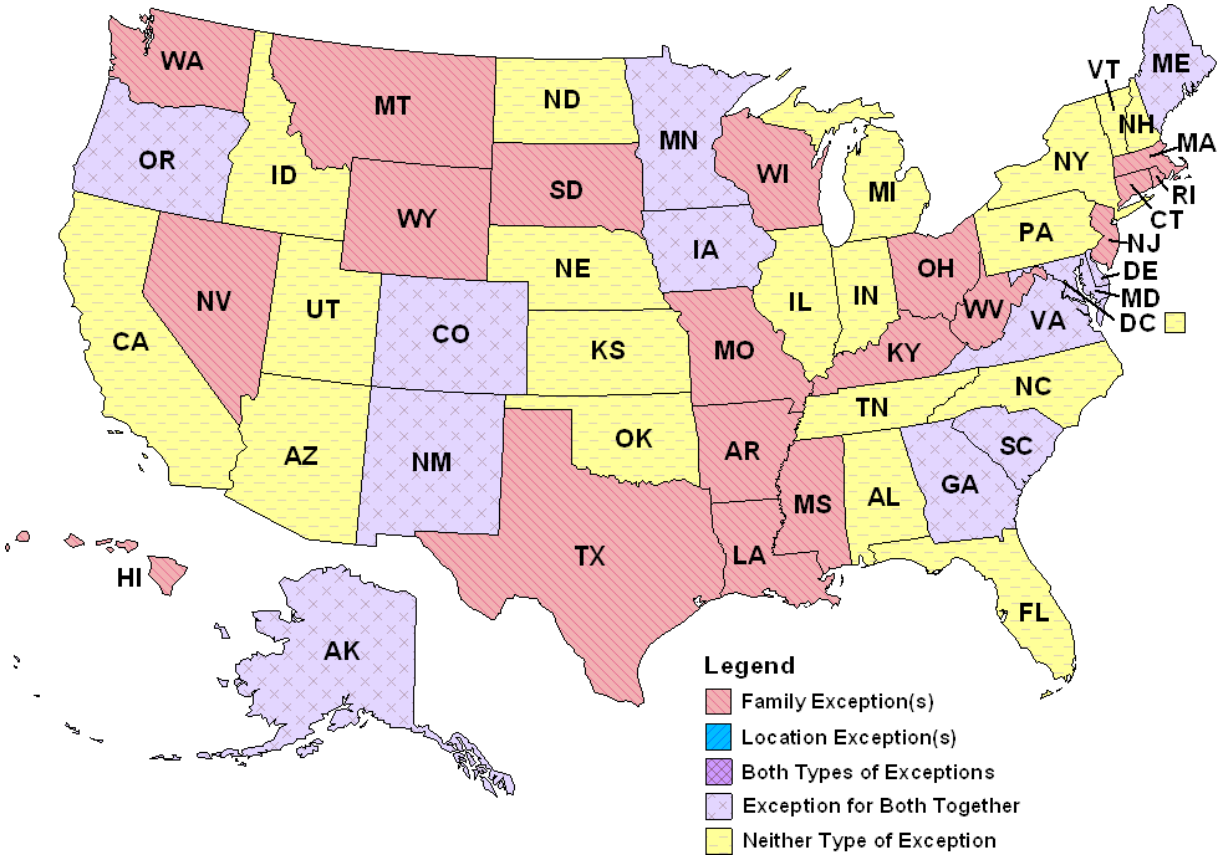

Affirmative Defense for Sellers and Licensees

As of January 1, 2012, the underage furnishing laws of two states (Michigan and South Carolina) include provisions requiring that the seller/licensee be exonerated of charges of furnishing alcohol to a minor unless the minor involved is charged.

Trends in Underage Furnishing Policies

State policies prohibiting the furnishing of alcohol to minors have remained stable over the last decade. As of January 1, 1998, all states prohibited underage furnishing (see Exhibit 4.3.18).

References and Further Information

All data for this policy were obtained from APIS at http://www.alcoholpolicy.niaaa.nih.gov. See the policy entitled "Furnishing Alcohol to Minors." APIS provides further descriptions of this policy and its variables, details regarding state policies, and a review of the limitations associated with the reported data. To see definitions of the variables for this policy, go to Appendix B.

Exhibit 4.3.18: Number of States with Family and Location Exceptions to Prohibition on Furnishing Alcohol to Persons under Age 21, January 1, 1998, through January 1, 2012

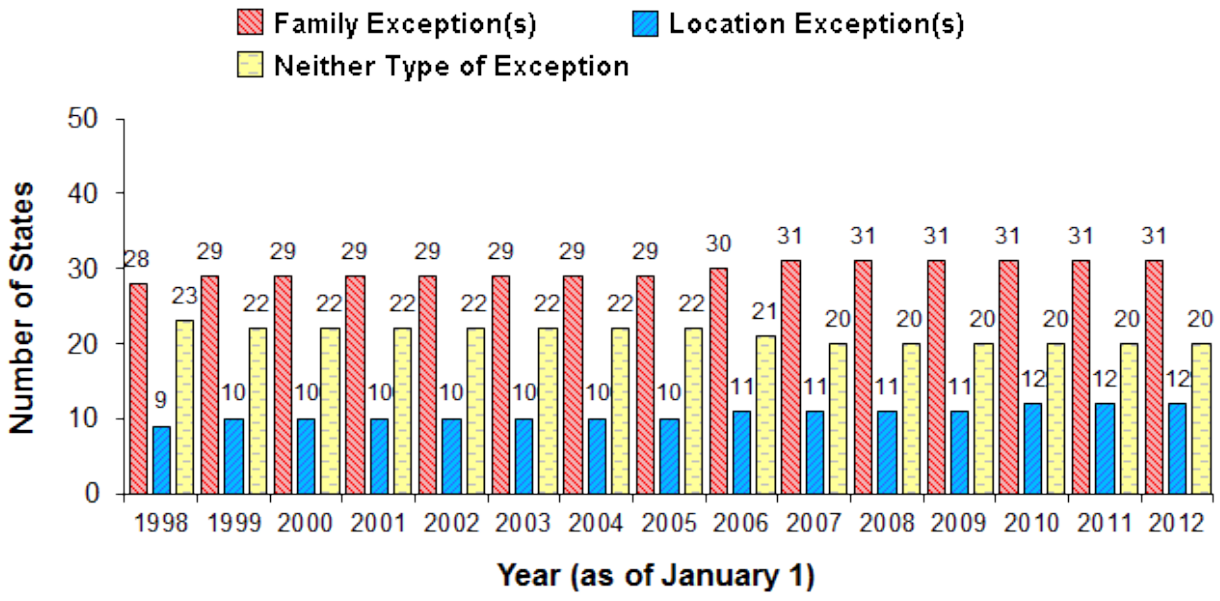

Compliance Check Protocols

Policy Description

Compliance checks involve an underage operative (a "decoy") working with either law enforcement officials or agents from the state alcoholic beverage control (ABC) agency, who enters an alcohol retail establishment and attempts to purchase an alcoholic beverage from a server, bartender, or clerk. The protocols for these checks vary from state to state, but in general follow a similar outline. An underage person (allowable ages vary by state) serves as a decoy in the compliance check. Decoys are generally instructed to act and dress in an age-appropriate manner. The decoy enters an alcohol retail outlet to attempt to purchase a predetermined alcohol product (e.g., a six-pack of beer at an off-sale establishment or a mixed drink at an on-sales establishment). Typically, the decoy is observed by an undercover enforcement officer from a local police department or the state ABC agency. Audio and video recording equipment may also be used or required. State rules vary regarding a decoy's use of legitimate identification cards (driver's licenses, etc.), although a few states allow decoys to verbally exaggerate their age. If a purchase is made successfully, the establishment and/or the clerk or server may be subject to an administrative or criminal penalty.

Most, but not all, states permit law enforcement agencies to conduct compliance checks on a random basis. A few states permit them only when there is a basis for suspecting that a particular licensee has sold alcohol to a minor in the past. To ensure that state and local law enforcement agencies are following uniform procedures, most states have issued formal compliance check protocols or guidelines. If the protocols are not adhered to, then the administrative action against the licensee may be dismissed. The protocols are therefore designed to ensure that law enforcement actions are fair and reasonable and to provide guidelines to licensees for avoiding prosecution.

Compliance checks of off- and on-premise licensed alcohol retailers are an important community tool for reducing illegal alcohol sales to minors and to promote community normative change. The Institute of Medicine (IOM) 2003 report, *Reducing Underage Drinking: A Collective Responsibility*, calls for (1) regular, random compliance checks; (2) administrative penalties, including fines and license suspensions that increase with each offense; (3) enhanced media coverage for the purposes and results of compliance checks; and (4) training for alcohol retailers regarding their legal responsibility to avoid selling alcohol to underage youths.

Compliance checks have both educational and behavior change goals:

- Change or reinforce social norms that underage drinking is not acceptable by publicizing noncompliant retailers.
- Educate the community, including parents, educators, and policymakers, about the ready availability of alcohol to youth, which may not be considered a major issue.
- Increase alcohol retailers' perception that violation of sales to minors laws will be detected and punished, creating a deterrent effect.

Status of Compliance Check Protocols

Data for this policy were coded from formal compliance check protocols or guidelines. A total of 31 states have formal, written protocols; the remaining states either do not have them or do not have them readily available to the public. Compliance check protocols are generally issued by

the state police or the state ABC agency. These guidelines vary somewhat in specificity and detail, possibly reflecting differences in the purposes of the checks and the evidentiary standards in each jurisdiction.

The maximum age of the decoy varies from 18 to just under 21, with the majority of states requiring that the maximum age of the decoy be 19 or 20 (see Exhibit 4.3.19). The minimum age of the decoy ranges from 15 to 18, with the majority of the states requiring the minimum age of the decoy to be 17 or 18. Thirty jurisdictions have guidelines for the decoys' appearance (e.g., no facial hair on males, no makeup on females). These requirements vary widely by state. One state uses an age panel to ensure that the decoys appear underage. Four states allow decoys to verbally exaggerate their age. Decoy training is mandatory in 13 states. About one half of the states (16) require decoys to have valid identification in their possession at the time of the check.

References and Further Information

Legal research and data collection for this topic is planned and managed by SAMHSA and conducted under contract by The CDM Group, Inc. To see variables for this policy, go to Appendix B. For further information and background, see:

Pacific Institute for Research and Evaluation. (2007). *Reducing alcohol sales to underage purchasers: A practical guide to compliance investigations*. Washington, DC: U.S. Department of Justice, Office of Justice Programs, Office of Juvenile Justice and Delinquency Prevention.

Exhibit 4.3.19: Maximum Age of Compliance Check Decoys in 2012

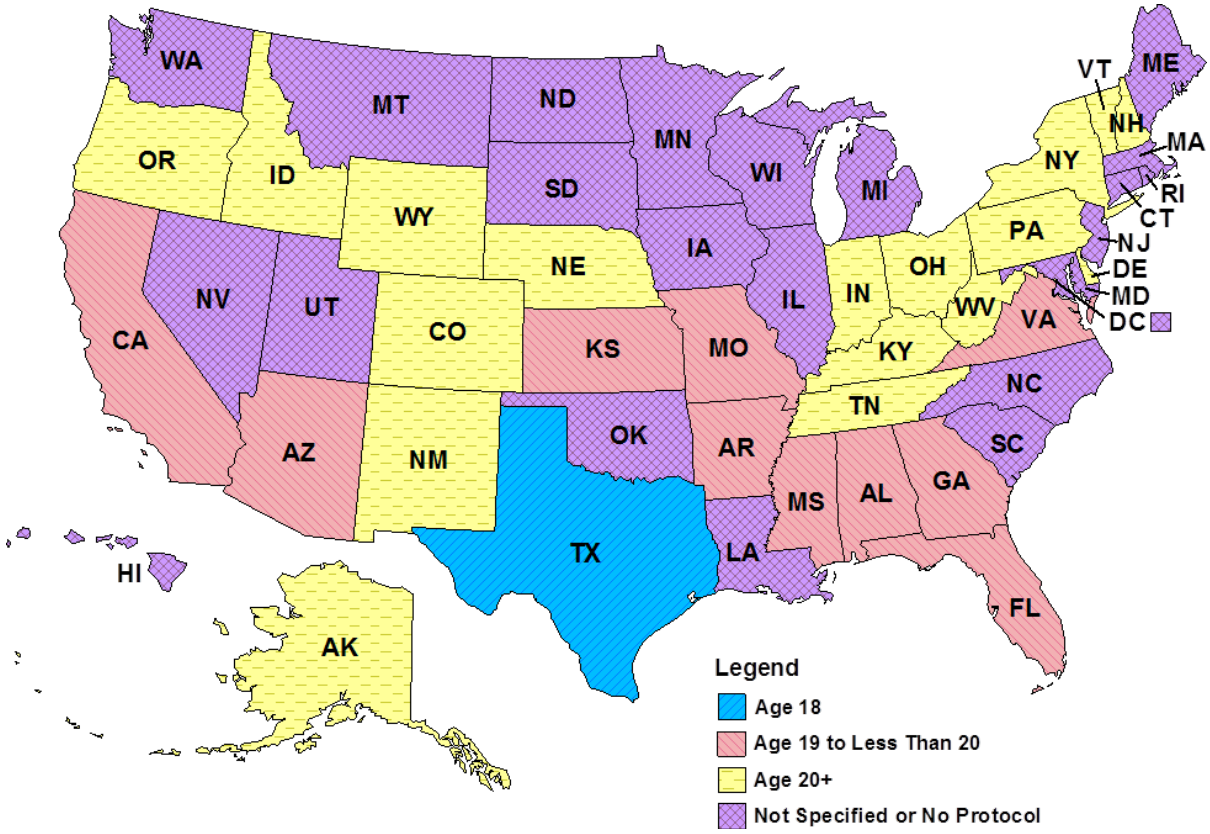

Penalty Guidelines for Sales/Service to Minors

Policy Description

In the majority of states, ABC agencies are responsible for adjudicating administrative charges against licensees, including violations for sales or service to those under age 21. Alcohol law enforcement seeks to increase compliance with laws by increasing the level of perceived risk of detection and sanctions. Such deterrence involves three key components: perceived likelihood that a violation will lead to apprehension and sanction, swiftness with which the sanction is imposed, and severity of the sanction (Ross, 1992). As stated in the 2003 IOM report, *Reducing Underage Drinking: A Collective Responsibility*, the effectiveness of alcohol control policies depends heavily on the "intensity of implementation and enforcement and on the degree to which the intended targets are aware of both the policy and its enforcement." The report recommends, "Enforcement agencies should issue citations for violations of underage sales laws, with substantial fines and temporary suspension of license for first offenses and increasingly stronger penalties thereafter, leading to permanent revocation of license after three offenses."

States typically include administrative penalties in their statutory scheme prohibiting sales to minors. The penalty provisions are usually very broad, allowing for severe penalties but delegating responsibility for determining actual penalties in particular cases to the ABC agencies. Penalties may include warning letters, fines, license suspensions, a combination of fines and suspensions, or license revocation. The agencies may consider both mitigating and aggravating circumstances as well the number of violations within a given time period, with repeat offenders usually receiving more severe sanctions.

Many ABC agencies issue penalty guidelines to alert licensees to the sanctions that will be imposed for first, second, and subsequent offenses, providing a time period for determining repeat offenses. The agency may treat the guidelines as establishing a set penalty or range of penalties or may treat them as providing guidance, allowing for deviation at the agency's discretion.

Penalty guidelines that establish firm, relatively severe penalties (particularly for repeat offenders) can increase the deterrent effect of the policy and its enforcement and can increase licensees' awareness of the risks associated with violations.

Status of Penalty Guidelines for Sales/Service to Minors

At least 24 jurisdictions have defined administrative penalty guidelines for licensees who sell alcohol to an underage youth (see Exhibit 4.3.20). The remaining 27 states either do not have penalty guidelines or do not make them readily available to the public. The guidelines may be based on statute, regulations, and/or internal policies developed by the agency.

The guidelines vary widely across states. For example, two states issue warning letters for first offenses if there are no aggravating circumstances. Other states impose fines and/or suspensions. Minimum fines for a first offense range from $250 to $5,000, with most states in the $500 to $1,000 range. Fines are typically in lieu of suspensions for first offenses, with some states allowing licensees to choose between the two sanctions. Florida has the strictest first offense guidelines: it imposes a $1,000 fine and a 7-day suspension. New York imposes a $5,000 penalty if the minor served is under age 19.

Exhibit 4.3.20: States with Penalty Guidelines as of January 1, 2012

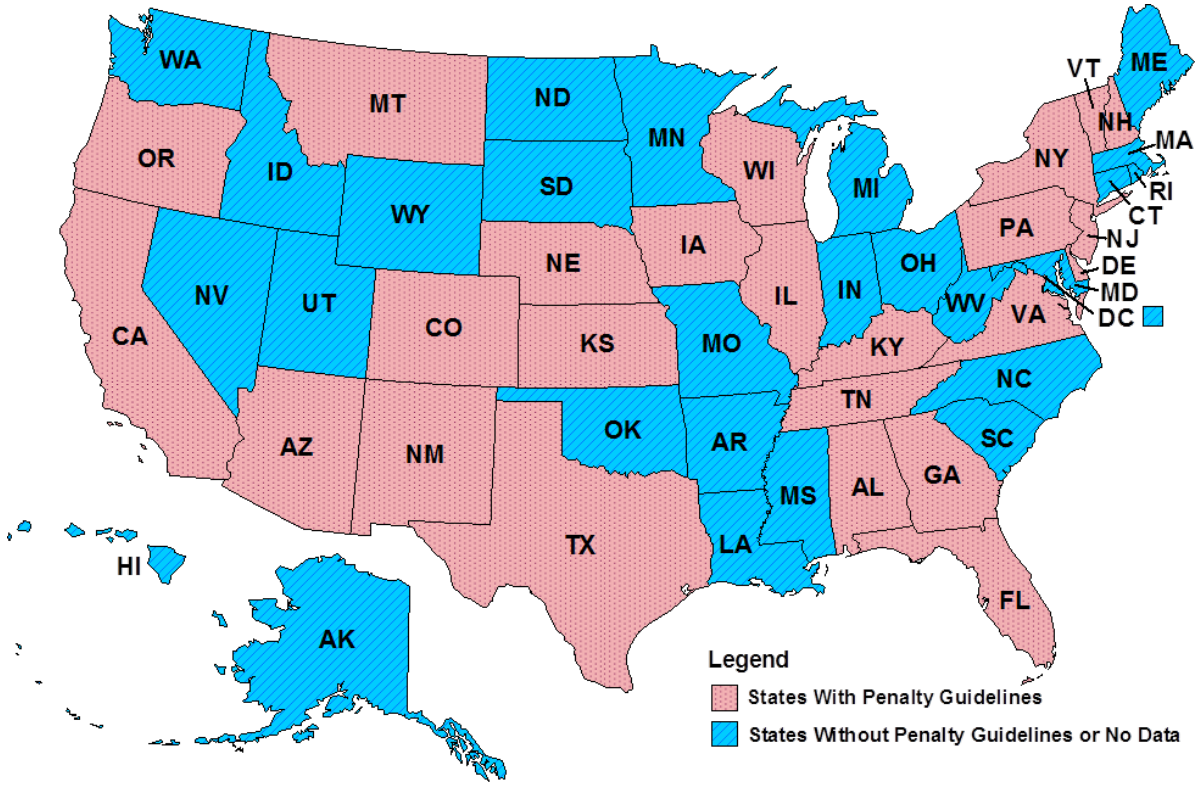

Fines increase to as much as $20,000 for subsequent offenses (in California), with license suspension days increasing to as many as 72 days for subsequent violations (Kentucky). Three states have adopted the IOM recommendation that licenses should be revoked after three offenses (California, Florida, and New Mexico), and an additional six states revoke licenses for a fourth offense. The time periods for defining repeat offenses range from 1 to 5 years.

States also vary in the specificity of their guidelines. Many states list a set penalty or a relatively limited range of penalties. Pennsylvania's guideline, on the other hand, provides for penalties ranging from a $1,000 fine to license revocation for first offenses.

See Chapter 4.4, the Cross-State Survey Report, for a review of penalties actually imposed by states for selling to and serving minors.

References and Further Information

Legal research and data collection for this topic are planned and managed by SAMHSA and conducted under contract by The CDM Group, Inc. To see definitions of the variables for this policy, go to Appendix B. For further information and background see:

National Research Council, Institute of Medicine. (2003). *Reducing underage drinking: A collective responsibility*. Washington, DC: National Academies Press.

Ross, H.L. (1992). *Confronting drunk driving: Social policy for saving lives*. Binghamton, NY: Vail-Ballou Press.

Responsible Beverage Service

Policy Description

Responsible beverage service (RBS) training policies set requirements or incentives for retail alcohol outlet participation in programs that: (1) develop and implement policies and procedures for preventing alcohol sale and service to minors and intoxicated persons, and (2) train licensees, managers, and servers/sellers to implement RBS policies and procedures effectively.

Server/seller training focuses on serving and selling procedures, recognizing signs of intoxication, methods for checking age identification, and techniques for intervening with intoxicated patrons. Manager training includes server/seller training, policy and procedures development, and staff supervision. RBS programs typically have distinct training curricula for on- and off-sale establishments because of the differing characteristics of these retail environments. All RBS programs focus on preventing sale and furnishing to minors.

Responsible beverage service training can be mandatory or voluntary. A program is considered mandatory if state provisions require at least one specified category of individual (e.g., servers/sellers, managers, or licensees) to attend training. States may have either mandatory programs, voluntary programs, or both. For example, a state may make training for new licenses mandatory while also offering voluntary programs for existing licensees. Alternatively, a state may have a basic mandatory program while also offering a more intensive voluntary program that provides additional benefits for licensees choosing to participate in both.

States with voluntary programs usually provide incentives for retailers to participate in RBS training but do not impose penalties for those who decline involvement. Incentives vary by state and include (1) a defense in dram shop liability lawsuits (cases filed by injured persons against retail establishments that provided alcohol to minors or intoxicated persons who later caused injuries to themselves or third parties); (2) discounts for dram shop liability insurance; (3) mitigation of fines or other administrative penalties for sales to minors or sales to intoxicated persons; and (4) protection against license revocation for sales to minors or intoxicated persons.

See the "Dram Shop Liability" section of this report for further discussion of this policy. The "Furnishing of Alcohol to Minors" section has additional information regarding prevention of alcohol sales to minors, and the "False Identification" section includes materials related to age identification policies.

Status of Responsible Beverage Service Training Policies

As of January 1, 2012, 36 states and the District of Columbia have some type of RBS training provision (see Exhibit 4.3.21). Out of these, 18 states and the District of Columbia have some form of mandatory provision, and 24 states provide for voluntary training. Of the 18 mandatory states, 13 states and the District of Columbia apply their RBS training provisions to both on- and off-sale establishments; 4 states (Michigan, Rhode Island, Tennessee, and Washington) apply them to on-premises establishments only; and New Jersey limits its provisions to off-sale establishments. Thirteen of the mandatory states and the District of Columbia apply their provisions to both new and existing establishments, while four states (Michigan, New Hampshire, New Jersey, and Wisconsin) apply them to new establishments only. Six states

Exhibit 4.3.21: Responsible Beverage Service as of January 1, 2012

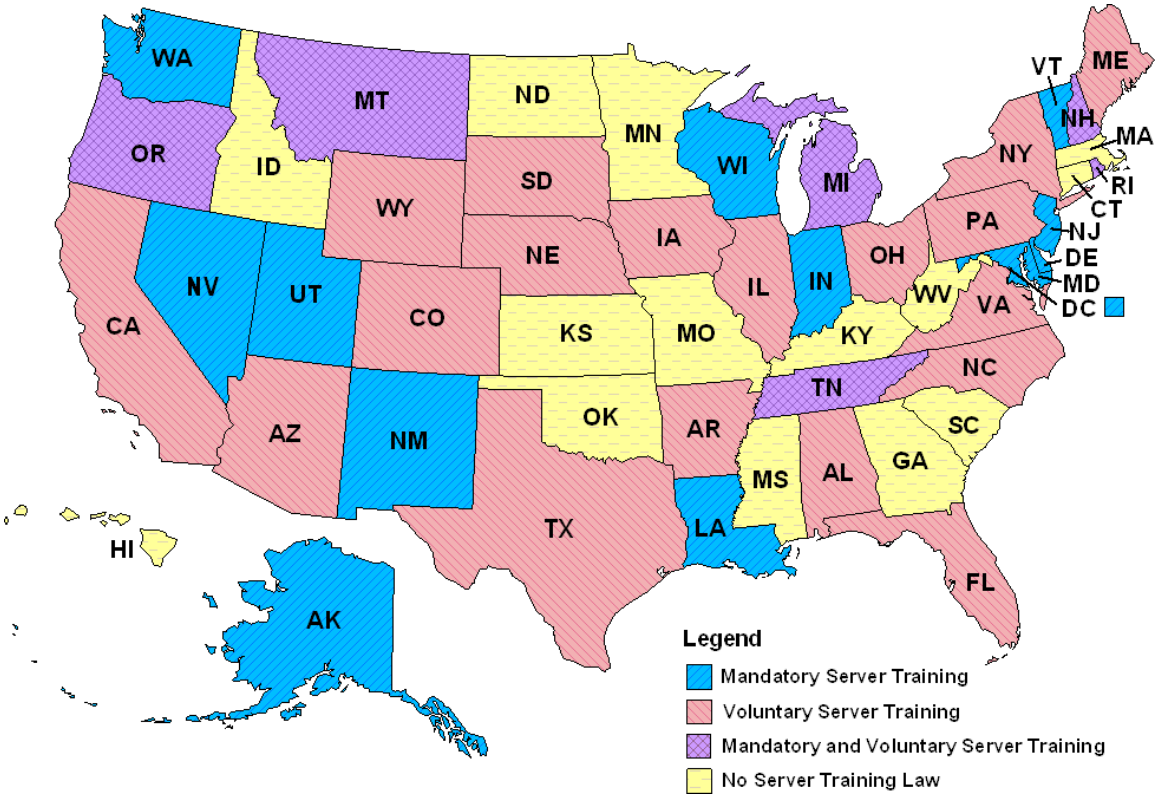

(Michigan, Montana, New Hampshire, Oregon, Rhode Island, and Tennessee) have both mandatory and voluntary provisions:

- Michigan: The mandatory provisions apply to new on-premises establishments; the voluntary provisions apply to existing on-premises establishments.
- Montana: The mandatory provisions apply to new and existing as well as on- and off-premises establishments; the voluntary incentives also apply to both new and existing and on- and off-premises establishments.
- New Hampshire: The mandatory provisions apply to new on- and off-premises establishments; the voluntary provisions provide incentives available to both types of establishments.
- Oregon: Both the voluntary and mandatory provisions apply to both types of establishments, with the voluntary provisions offering incentives for participation in both.
- Rhode Island: The mandatory provisions apply to existing on-premises establishments. The voluntary provisions offer dram shop liability defense incentives and do not specify which type of establishment may participate.
- Tennessee: The mandatory provisions apply to new and existing on-premises establishments. The voluntary provisions offer incentives available to off-premises establishments, but do not specify whether the incentives are available to new and/or existing establishments.

Trends in Responsible Beverage Service Policies

Between 2003 and 2012, the number of states with mandatory policies increased from 15 to 19, and the number of states with voluntary policies rose from 17 to 24 (see Exhibit 4.3.22). The number of states with no RBS training policy decreased from 22 to 14.

References and Further Information

All data for this policy were obtained from APIS at http://www.alcoholpolicy.niaaa.nih.gov. Follow links to the policy entitled "Beverage Service Training and Related Practices." APIS provides further descriptions of this policy and its variables, details regarding state policies, and a review of the limitations associated with the reported data. To see definitions of the variables for this policy, go to Appendix B.

Exhibit 4.3.22: Number of States with Responsible Beverage Service, January 1, 2003, through January 1, 2012

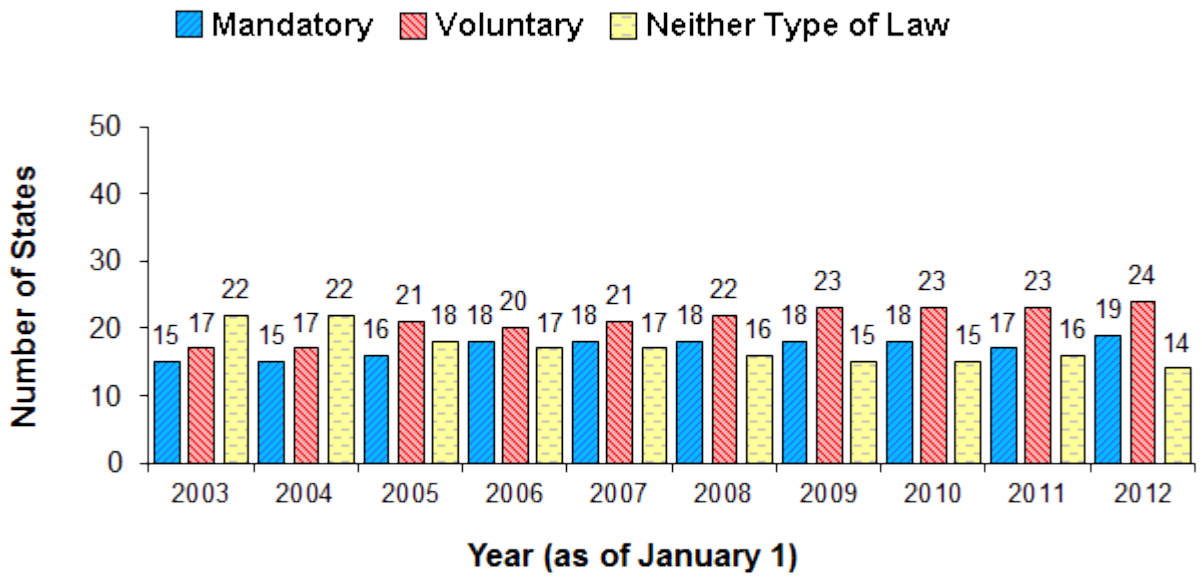

Note: some jurisdictions have both types of laws

Minimum Ages for Off-Premises Sellers

Policy Description

Most states have laws that specify a minimum age for employees who sell alcoholic beverages in off-premises establishments such as liquor stores. A small number require sellers to be at least 21 years old, but most states permit sellers to be younger. Some states allow any person to sell alcohol regardless of age. Other variations across states include minimum age requirements for conducting sales transactions with customers and allowing younger employees to stock coolers with alcohol or bag purchased alcohol. Age restrictions may also vary based on the type of off-premises establishment or type of alcohol being sold. For example, younger persons may be allowed to sell beer but not wine or distilled spirits. Younger persons may also be allowed to sell alcohol in grocery or convenience stores rather than liquor stores. Some states permit younger minimum selling ages only if a manager or supervisor is present.

State laws specifying minimum ages for employees who sell alcoholic beverages for on-premises consumption are described in the "Minimum Ages for On-Premises Servers and Bartenders" section of this report.

Status of Age of Seller Policies

Minimum Age of Sellers and Types of Beverages

Most jurisdictions specify the same minimum age for sellers of all types of alcoholic beverages (see Exhibit 4.3.25). As of January 1, 2012, 10 states specify that off-premises sellers must be 21 years or older. Three states (Idaho, Indiana, and Nebraska) require off-premise sellers to be 19 years or older; 15 states and the District of Columbia have set the minimum age at 18. Four states (Arizona, Maine, Nevada, and New Hampshire) set the minimum age between 16 and 17 years. Four states (California, Georgia, Louisiana, and Virginia) do not specify any minimum age for sellers.

Minimum age requirements in the remaining 14 states vary by type of alcohol, with age requirements generally higher for the sale of distilled spirits and lower for beer. Florida, New York, and North Carolina set a minimum age of 18 for the sale of spirits and have no age minimum for beer or wine. Alabama and South Carolina have a minimum age of 21 for the sale of spirits but no minimum for beer and wine. Vermont sets a minimum age for selling beer and wine (16), but does not specify a minimum age for selling spirits.

Manager or Supervisor Presence

Thirteen states require that a supervisor or manager be present when an underage seller conducts an alcoholic beverage transaction.

Trends in Age of Seller Policies

There were no changes in age of seller policies across states between 2003 and 2012 (see Exhibit 4.3.26).

Exhibit 4.3.25: Minimum Age To Sell Beer for Off-Premises Consumption as of January 1, 2012

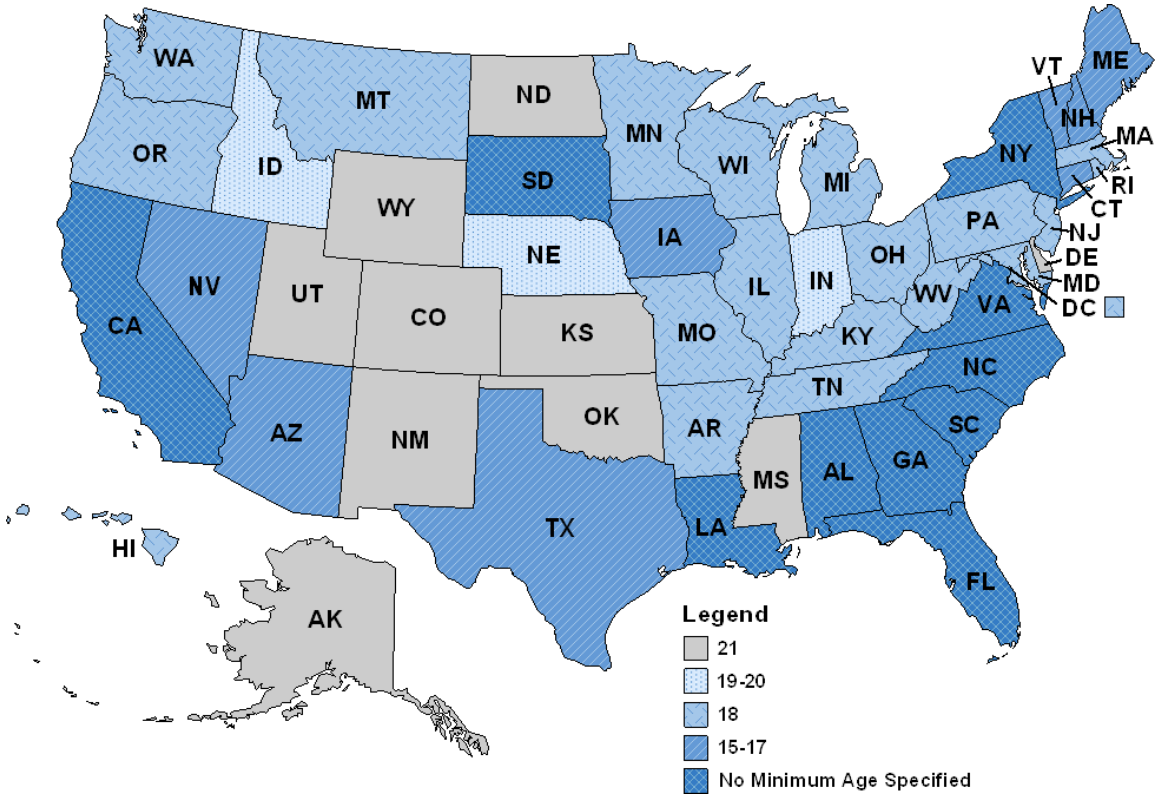

Exhibit 4.3.26: Distribution of Minimum Ages for Off-Premises Sellers of Beer, January 1, 2003, through January 1, 2012

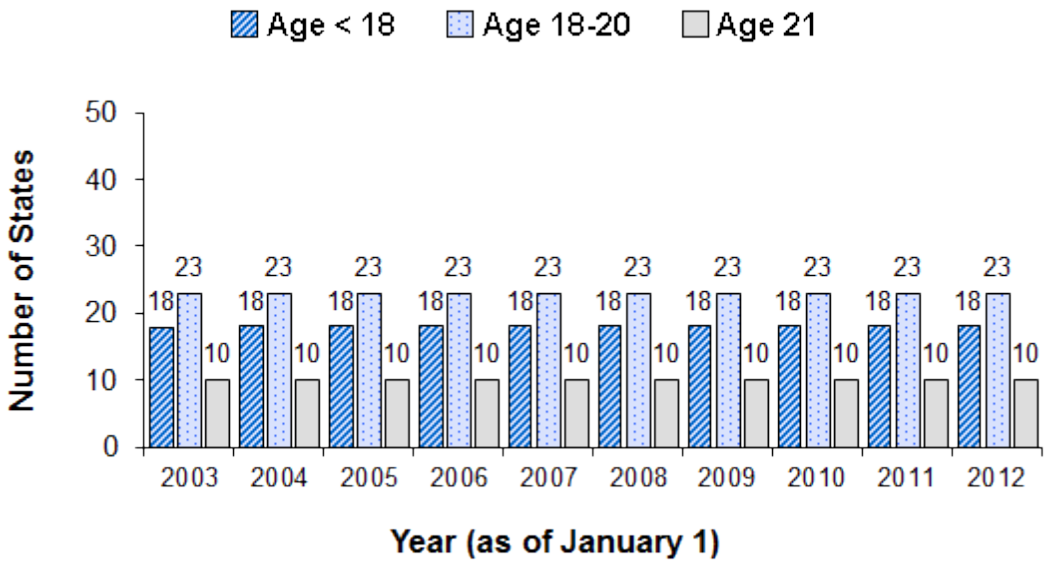

References and Further Information

All data for this policy were obtained from APIS at http://www.alcoholpolicy.niaaa.nih.gov. Follow links to the policy entitled "Minimum Ages for Off-Premises Sellers." APIS provides further descriptions of this policy and its variables, details regarding state policies, and a review of the limitations associated with the reported data. To see definitions of the variables for this policy, go to Appendix B.

Minimum Ages for On-Premises Servers and Bartenders

Policy Description

All states specify a minimum age for employees who serve or dispense alcoholic beverages. Generally, the term "servers" refers to waitpersons, and "bartenders" refers to individuals who dispense alcoholic beverages. These restrictions recognize that underage employees, particularly those who are unsupervised, may lack the maturity and experience to conduct adequate checks of age identification and resist pressure from underage peers to complete illegal sales.

States vary widely in terms of minimum age requirements for servers and bartenders. In some states, the minimum age for both types of employee is 21, but others set lower minimum ages, particularly for servers. No state permits underage bartenders while prohibiting underage servers. Some states permit servers or bartenders younger than 21 to work only in certain types of on-premises establishments, such as restaurants, or to serve only certain beverage types, such as beer or wine. Underage servers and bartenders may be allowed only if legal-age managers or supervisors are present when underage persons are serving alcoholic beverages or tending bar. State laws setting a minimum age for employees who sell alcohol at off-premises establishments are described in the "Minimum Ages for Off-Premises Sellers" section of this report.

Status of Age of Server Policies

Age of Servers

As of January 1, 2012, Alaska, Nevada, and Utah specify that on-premises alcohol servers of beer, wine, or distilled spirits must be age 21 or older (see Exhibit 4.3.23). Only one state (Maine) allows 17-year-olds to be servers. Ten states specify that servers be at least 19 or 20 years old, and the remaining 36 states and the District of Columbia allow 18-year-old servers.

Age of Bartenders

Minimum ages for bartenders are generally higher than for servers across the states. Nineteen states and the District of Columbia limit bartending to persons age 21 or older. Five states (Arizona, Idaho, Kentucky, Nebraska, and Ohio) specify that bartenders be at least 19 or at least 20. Twenty-five states allow 18-year-olds to bartend, while only one state (Maine) allows 17-year-olds to be bartenders. Minimum ages for serving beer, wine, and distilled spirits are identical in all but three states: Maryland, North Carolina, and Ohio. Maryland and North Carolina require bartenders to be 21 to serve spirits, but permit 18-year-olds to dispense beer and wine; Ohio requires bartenders to be 21 to serve wine and distilled spirits, but those ages 19 and older are allowed to dispense beer.

Trends in Age of Server Policies

Manager or Supervisor Presence

Ten states require that a supervisor or manager be present when an underage seller conducts an alcoholic beverage transaction. State policies for ages of servers and bartenders in on-premises establishments have been generally stable over the last decade (see Exhibit 4.3.24). Between 2003 and 2012, Arkansas lowered its minimum age for servers from 21 to 19, and North Dakota lowered its age for servers from 19 to 18.

Exhibit 4.3.23: Minimum Ages for On-Premises Servers (Beer) as of January 1, 2012

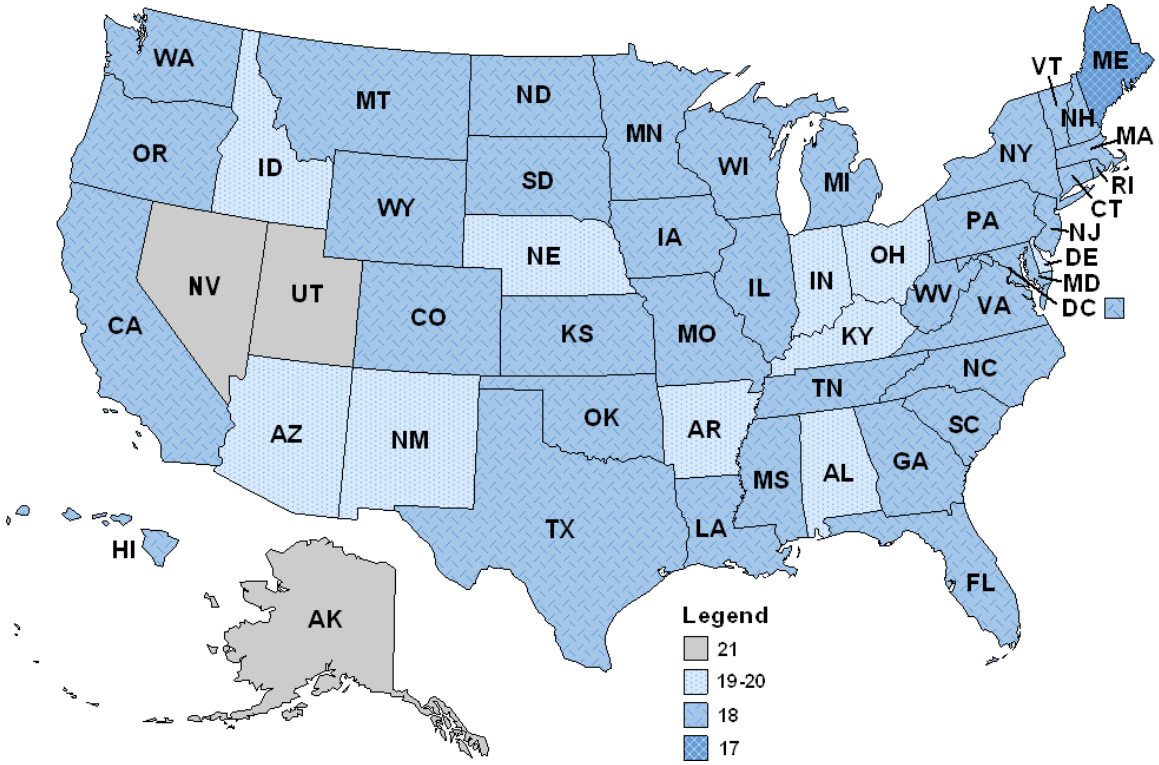

Exhibit 4.3.24: Distribution of Minimum Ages for On-Premises Servers of Beer, January 1, 2003, through January 1, 2012

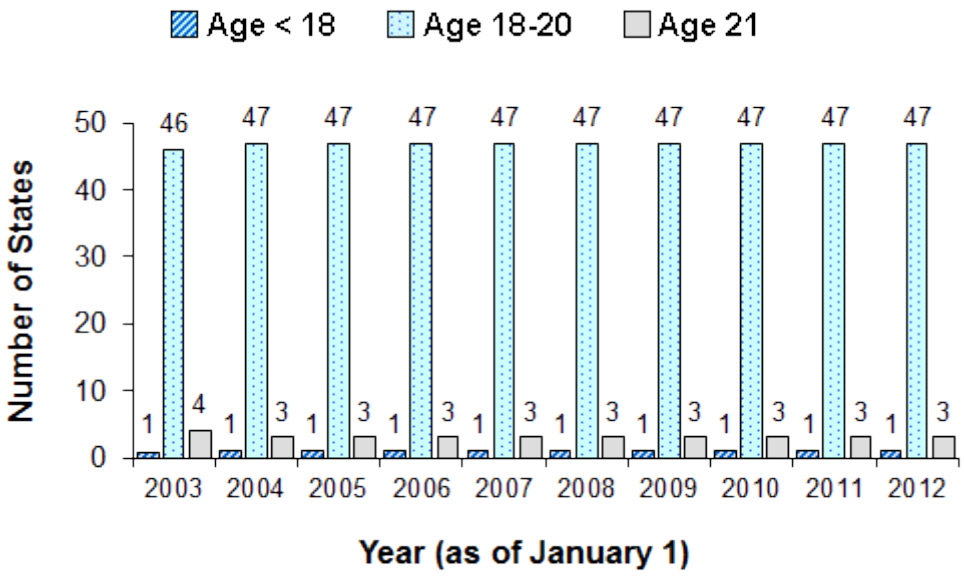

Distance Limitations Applied to New Alcohol Outlets Near Universities, Colleges, and Primary and Secondary Schools

Policy Description

Policies that limit the placement of retail alcohol outlets near colleges and schools are designed to make alcohol less accessible to children and youths by keeping alcohol sales physically distant from locations where underage people congregate. In addition, such policies aim to reduce the social availability of alcohol by limiting youth exposure to alcohol consumption.

Outlets Near Colleges and Universities

Alcohol outlet density in general is linked to excessive alcohol consumption and related harms, according to research collected and evaluated by the Community Preventive Services Task Force and presented in the *Community Guide* (Task Force on Community Preventive Services, 2009; Campbell, 2009). The *Community Guide* recommends the use of regulatory authority, for example through zoning and licensing, to reduce alcohol outlet density.

Limiting the location of retail outlets near colleges and universities, with their high concentrations of underage drinkers, is one way to implement this recommendation in a high-risk setting. The National Institute on Alcohol Abuse and Alcoholism (NIAAA) publication, *A Call to Action: Changing the Culture of Drinking at U.S. Colleges*, includes limiting alcohol outlet density as an evidence-based, recommended strategy for reducing college drinking (NIAAA, 2002).

Research shows a correlation between underage drinking and retail outlet density near college and university campuses. Outlet density was correlated with heavy and frequent drinking among college students, including underage students, in a study of eight universities (Weitzman, 2003). Another study found that both on- and off-premises alcohol outlet densities were associated with campus rape offense rates; the effect of on-campus densities was reduced when student drinking levels were considered (Scribner, 2010). A third study examined "second-hand" effects of drinking on residential neighborhoods near college campuses, and concluded that limiting the number of outlets near colleges, particularly those colleges with high rates of binge drinking, could mitigate the second-hand effects (Wechsler, 2002). A 1996 study found higher rates of drinking and binge drinking among college students when there were higher numbers of alcohol outlets within 1 mile of campus (Chaloupka & Wechsler, 1996).

Outlets Near Primary and Secondary Schools

Limiting outlets near primary and secondary schools is another way to reduce alcohol outlet density in a high-risk setting of underage drinking, although there is no research comparable to that for universities that focuses specifically on the relationship between drinking by K–12 students and the proximity of alcohol outlets to their schools.

Types of Outlet Density Restrictions

Outlet density restrictions typically require that alcohol outlets be located a certain distance from a school. Such restrictions may regulate the location of retail outlets near colleges and universities, near primary and secondary schools, or near both categories of schools.

Some restrictions limit the sale of alcohol directly on university campuses. Outlet density restrictions may apply to off-premises retailers, on-premises retailers, or both types of retailers. Restrictions may also apply to the sale of beer, wine, spirits, or some combination of the three.

Distance requirements vary widely, from 100 feet (the distance a primary or secondary school in Illinois must be from an off-premises outlet) to 1.5 miles (the distance a university in California must be from an outlet selling wine or spirits). Restrictions that mandate greater distances are more likely to promote the goals of keeping alcohol away from underage drinkers and reducing their exposure to alcohol marketing.

Distance restrictions apply to the issuance of new licenses, and retail alcohol outlets that were in business prior to the enactment of the restriction may still be allowed to operate within the restricted zone. In these cases, the distance restriction would prevent increased alcohol outlet density without necessarily reducing density or eliminating the presence of retail establishments in the restricted zone.

Status of Outlet Density Restrictions

Colleges and Universities

Thirteen states have some type of restriction on outlet density near colleges and universities, while 38 have no restrictions. Of the 13 states with restrictions, 11 have restrictions that apply to both on-premises and off-premises outlets. Kansas's restriction applies only to off-premises outlets and West Virginia's applies only to on-premises outlets.

Nearly all of the restrictions apply to beer, wine, and spirits. California and Mississippi restrictions apply only to wine and spirits, North Carolina restriction applies to beer and wine, and West Virginia's applies only to beer. Exhibit 4.3.27 shows the states with restrictions on colleges and universities and shows whether the restrictions apply to off-premises or on-premises outlets.

Primary and Secondary Schools

Many more states have laws restricting outlet location near primary and secondary schools: 34 states have some restriction, while 17 states have none. Out of the 34 states restricting outlet location, 26 apply restrictions to both off-premises locations and on-premises locations. The restrictions apply only to on-premises locations in six states: California, Florida, Hawaii, Maine, Montana, and West Virginia. Arkansas and Kansas restrict only off-premises locations.

Most of the restrictions apply to beer, wine, and spirits. New York, Wisconsin, and Mississippi restrictions apply to wine and spirits; Ohio and North Carolina restrictions apply only to beer and wine, and West Virginia restrictions apply only to beer. Exhibit 4.3.28 shows the states with restrictions on primary and secondary schools and shows whether the restrictions apply to off-premises or on-premises outlets.

Exhibit 4.3.27: States with Restrictions on Placement of Retail Outlets Near Colleges and Universities

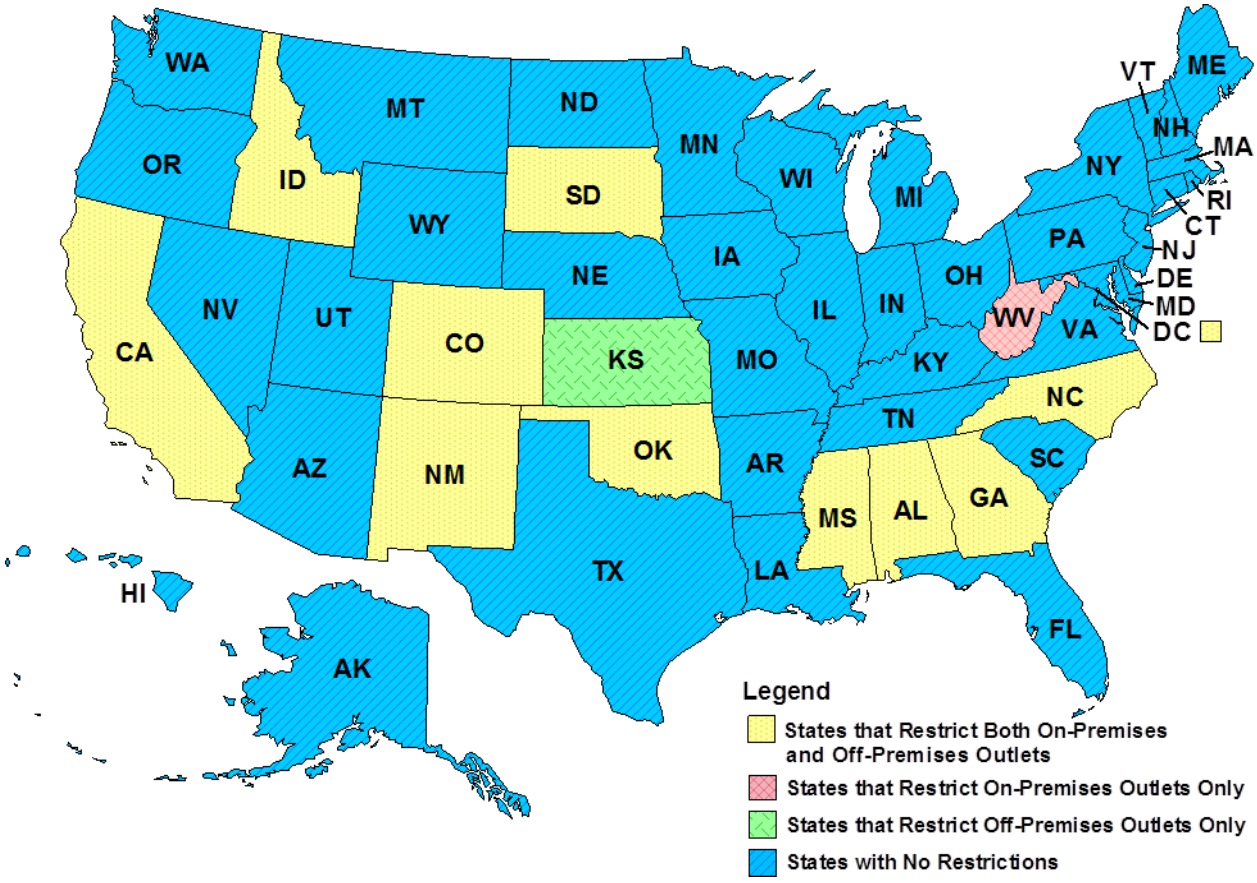

References and Further Information

Legal research and data collection for this topic are planned and managed by SAMHSA and conducted under contract by The CDM Group, Inc. To see definitions of the variables for this policy, go to Appendix B. For further information and background see:

Campbell, C., Hahn, R., Elder, R., et al. (2009). The effectiveness of limiting alcohol outlet density as a means of reducing excessive alcohol consumption and alcohol-related harms. *American Journal of Preventive Medicine*, *37*, 556–569.

Centers for Disease Control and Prevention, Guide to Community Preventive Services. (2009). Preventing Excessive Alcohol Consumption: Regulation of Alcohol Outlet Density. http://www.thecommunityguide.org/alcohol/outletdensity.html

Chaloupka, F.J., & Wechsler, H. (1996). Binge drinking in college: The impact of price, availability, and alcohol control policies. *Contemporary Economic Policy, 14(4)*, 112–124.

National Institute on Alcohol Abuse and Alcoholism. (2002). A Call to Action: Changing the Culture of Drinking at U.S. Colleges, available at http://www.collegedrinkingprevention.gov/media/TaskForceReport.pdf

Exhibit 4.3.28: States with Restrictions on Placement of Retail Outlets Near Primary and Secondary Schools

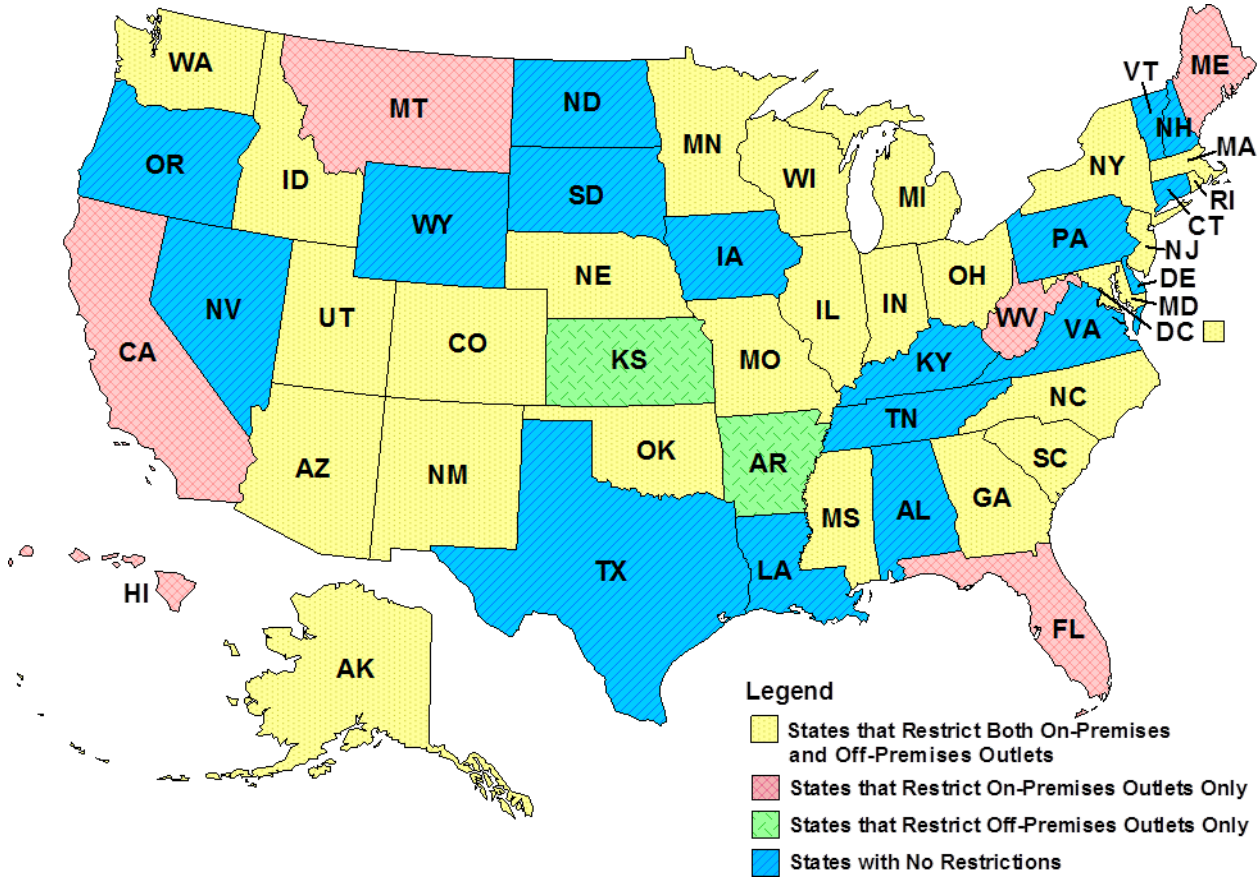

Scribner, R., Mason, K., Simonsen, N., Theall, K., Chotalia, J., Johnson, S., Schneider, S.K., & Dejong, W. (2010). An ecological analysis of alcohol-outlet density and campus-reported violence at 32 U.S. colleges. *Journal of Studies on Alcohol and Drugs, 71*, 184–191.

Task Force on Community Preventive Services. (2009). Recommendations for reducing excessive alcohol consumption and alcohol-related harms by limiting alcohol outlet density. *American Journal of Preventive Medicine, 6*, 570–571.

Wechsler, H., Lee, J.E., Hall, A., Wagenaar, A., & Lee, H. (2002). Secondhand effects of student alcohol use reported by neighbors of colleges: The role of alcohol outlets. *Social Science & Medicine, 55*, 425–435.

Weitzman, E., Folkman, A., Folkman, K.L., & Wechsler, H. (2003). The relationship of alcohol outlet density to heavy and frequent drinking and drinking-related problems among college students at eight universities. *Health & Place, 9*, 1–6.

Dram Shop Liability

Policy Description

Dram shop liability refers to the civil liability faced by commercial alcohol providers for injuries or damages caused by their intoxicated or underage drinking patrons. The analysis in this report is limited to alcohol service to minors.[36] The typical factual scenario in legal cases arising from dram shop liability is a licensed retail alcohol outlet that furnishes alcohol to a minor who, in turn, causes an alcohol-related motor vehicle crash that injures a third party. In states with dram shop liability, the injured third party ("plaintiff") may be able to sue the retailer (as well as the minor who caused the crash) for monetary damages. Liability comes into play only if an injured private citizen files a lawsuit. The state's role is to provide a forum for such a lawsuit; the state does not impose a dram-shop-related penalty directly. (This distinguishes dram shop liability from the underage furnishing policy, which results in criminal liability imposed by the state.)

Dram shop liability is closely related to the policy on furnishing alcohol to minors, but the two topics are distinct. Retailers who furnish alcohol to minors may face fines or other punishment imposed by the state as well as dram shop liability lawsuits filed by parties injured as a result of the same incident. Dram shop liability and social host liability (presented elsewhere in this report) are identical, except that the former involves lawsuits filed against commercial alcohol retailers and the latter involves lawsuits filed against noncommercial alcohol providers.

Dram shop liability serves two purposes: (1) it creates a disincentive for retailers to furnish to minors because of the risk of litigation leading to substantial monetary losses, and (2) it allows parties injured as a result of an illegal sale to a minor to gain compensation from those responsible for the injury. The minor causing the injury is the primary and most likely party to be sued. Typically, the retailer is sued through a dram shop claim when the minor does not have the resources to fully compensate the injured party.

Dram shop liability is established by statute or by a state court through "common law." Common law is the authority of state courts to establish rules by which an injured party can seek redress against the person or entity that negligently or intentionally caused injury. Courts can establish these rules only when the state legislature has not enacted its own statutes, in which case the courts must follow the legislative dictates (unless found to be unconstitutional). Thus, dram shop statutes normally take precedence over dram shop common law court decisions. This analysis includes both statutory and common law dram shop liability for each state.

A common law liability designation signifies that the state allows lawsuits by injured third parties against alcohol retailers for the negligent service or provision of alcohol to a minor. Common law liability assumes the following procedural and substantive rules:

- A negligence standard applies (i.e., the defendant did not act as a reasonable person would be expected to act in like circumstances). Plaintiffs need not show that the defendant acted intentionally, willfully, or with actual knowledge of the minor's underage status.

[36] "Dram shop liability" is a legal term that originated in the 19th century. Dram shops were retail establishments that sold distilled spirits by the "dram," a liquid measure that equals 1 ounce. This form of liability is also known as "commercial host liability."

- Damages are not arbitrarily limited. If negligence is established, the plaintiff receives actual damages and can seek punitive damages.
- Plaintiffs can pursue claims against defendants without regard for the age of the person who furnished the alcohol and the age of the underage person furnished with alcohol.
- Plaintiffs must establish only that minors were furnished alcohol and that the furnishing contributed to the injury without regard to the minor's intoxicated state at the time of sale.
- Plaintiffs must establish key elements of the lawsuit via "preponderance of the evidence" rather than a more rigorous standard (e.g., "beyond a reasonable doubt").

A statutory liability designation indicates that the state has a dram shop statute. Statutory provisions can alter the common law rules listed above, restricting an injured party's ability to make successful claims. This report includes three of the most important statutory limitations:

1. Limitations on damages: Statutes may impose statutory caps on the total dollar amount that plaintiffs may recover through dram shop lawsuits.
2. Limitations on who may be sued: Potential defendants may be limited to only certain types of retail establishments (e.g., on-premises but not off-premises licensees), or certain types of servers (e.g., servers above a certain age).
3. Limitations on elements or standards of proof: Statutes may require plaintiffs to prove additional facts or meet a more rigorous standard of proof than would normally apply in common law. The statutory provisions may require plaintiff to:
   - Establish that the retailer knew the minor was underage or that the retailer intentionally or willfully served the minor.
   - Establish that the minor was intoxicated at the time of sale or service.
   - Provide clear and convincing evidence or evidence beyond a reasonable doubt that the allegations are true.

These limitations can restrict the circumstances that can give rise to liability or greatly diminish a plaintiff's chances of prevailing in a dram shop liability lawsuit, thus reducing the likelihood of a lawsuit being filed. Other restrictions may also apply. For example, many states do not allow "first-party claims"—cases brought by the person who was furnished alcohol for his or her own injuries. This report does not track these additional limitations.

Some states have enacted responsible beverage service affirmative defenses. In these states, a defendant can avoid liability if it can establish that its retail establishment had implemented an RBS program and was adhering to RBS practices at the time of the service to a minor. Texas has enacted a more sweeping RBS defense. A defendant licensee can avoid liability if it establishes that (1) it did not encourage the illegal sale and (2) it required its staff, including the server in question, to attend RBS training. Proof that RBS practices were being adhered to at the time of service is not required. See the RBS Training policy topic in this report for more information.

Status of Dram Shop Liability

As of January 1, 2012, 45 jurisdictions imposed dram shop liability as a result of statutory or common law or both (see Exhibit 4.3.29). The District of Columbia and 28 states have either common law liability or statutory liability or both with no identified limitation. The remaining 16 states impose one or more limits on statutory dram shop liability: 7 states limit the damages that may be recovered, 4 states limit who may be sued, and 12 states require stricter standards for proof of wrongdoing than for usual negligence. Seven states provide an RBS defense for alcohol outlets (see Exhibit 4.3.30). Six states provide an affirmative RBS defense and one state provides a complete RBS defense.

Trends in Dram Shop Liability for Furnishing Alcohol to a Minor

Between 2009 and 2012, the number of jurisdictions that permit dram shop liability remained constant and three states (Colorado, Illinois, and Maine) increased the dollar limits on damages.

Exhibit 4.3.29: Common Law/Statutory Dram Shop Liability and Limitations as of January 1, 2012

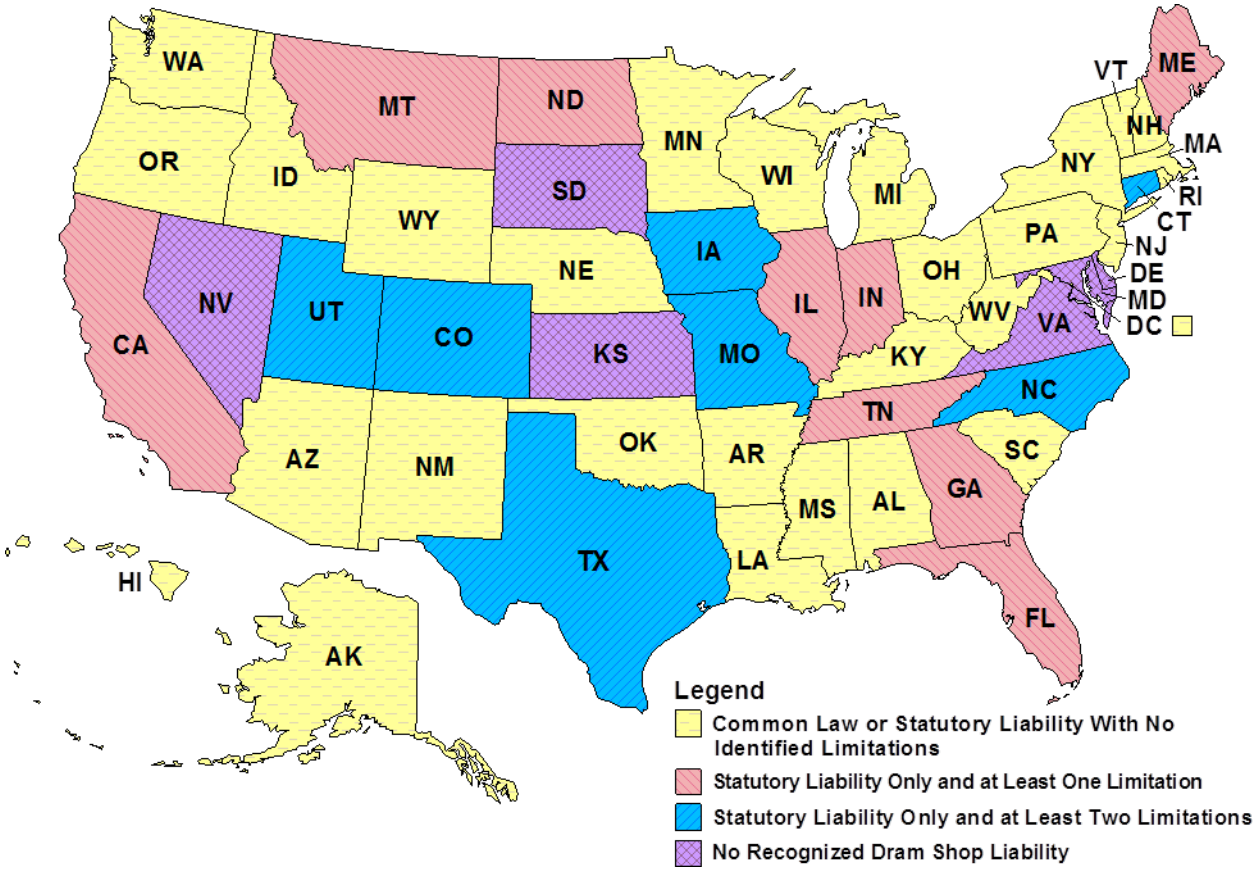

Exhibit 4.3.30: Responsible Beverage Service Program Defenses Against Dram Shop Liability Across the United States as of January 1, 2012

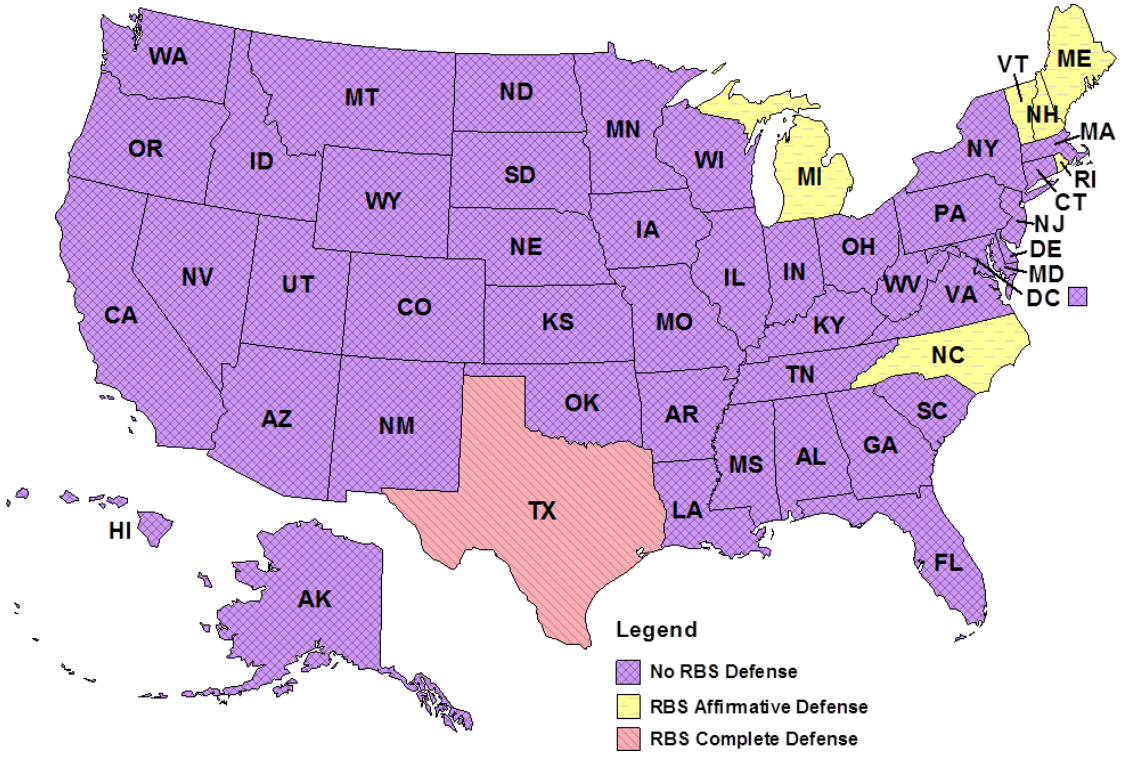

References and Further Information

Legal research and data collection for this topic are planned and managed by SAMHSA and conducted under contract by The CDM Group, Inc. To see definitions of the variables for this policy, go to Appendix B. For further information and background see:

Holder, H., Janes, K., Mosher, J., Saltz, R., Spurr, S., & Wagenaar, A. (1992). Final report: Evaluation of dram shop liability and the reduction of alcohol-related traffic problems. National Highway Traffic Safety Administration, DTNH22-87-R-07254.

Holder, H., Janes, K., Mosher, J., Saltz, R., Spurr, S., & Wagenaar, A. (1993). Alcoholic beverage server liability and the reduction of alcohol-involved problems. *Journal of Studies on Alcohol*, *54*, 23–36.

Mosher, J., et al. (2011). *Liquor liability law*. Newark, NJ: LexisNexis.

Social Host Liability

Policy Description

Social host liability refers to the civil liability faced by noncommercial alcohol providers for injuries or damages caused by their intoxicated or underage drinking guests. The analysis in this report does not address social host liability for serving adult guests. The typical factual scenario in legal cases arising from social host liability involves an underage drinking party at which the party host furnishes alcohol to a minor who in turn injures a third party in an alcohol-related incident (often a motor vehicle crash). In states with social host liability, injured third parties ("plaintiffs") may be able to sue social hosts (as well as the minor who caused the crash) for monetary damages. Liability comes into play only if injured private citizens file lawsuits. The state's role is to provide a forum for such lawsuits; the state does not impose social host–related penalties directly. (As discussed below, this distinguishes social host liability from underage furnishing and host party policies, which can result in criminal liability imposed by the state.)

Social host liability is closely related to the furnishing alcohol to a minor and host party policy topics, but the three topics are distinct. Social hosts who furnish alcohol to minors or allow underage drinking parties on their property may face fines or other punishment imposed by the state as well as social host liability lawsuits filed by injured parties stemming from the same incident. Social host liability and dram shop liability (presented elsewhere in this report) are identical policies except that the former involves lawsuits brought against noncommercial alcohol retailers, and the latter involves lawsuits filed against commercial alcohol providers.

Social host liability serves two purposes: (1) it creates disincentives for social hosts to furnish to minors due to the risk of litigation and potentially substantial monetary losses and (2) it allows those injured as a result of illegal furnishing of alcohol to minors to gain compensation from the person(s) responsible for their injuries. Minors causing injuries are the primary and most likely parties to be sued. Typically, social hosts are sued through social host liability claims when minors do not have the resources to fully compensate the injured parties.

Social host liability is established by statute or by a state court through "common law." Common law refers to the authority of state courts to establish rules by which injured parties can seek redress against persons or entities that negligently or intentionally caused injuries. Courts have the authority to establish these rules only when state legislatures have not enacted their own statutes, in which case the courts must follow legislative dictates (unless found to be unconstitutional). Thus, social host statutes normally take precedence over social host common law court decisions.

Many states require evidence that social hosts furnished alcohol to the underage guest, although others permit liability if social hosts allowed underage guests to drink on the hosts' property even if the hosts did not furnish the alcohol. This analysis does not report the states that have adopted this more permissive standard. The analysis includes both statutory and common law social host liability for each state.

A common law liability designation signifies that the state allows lawsuits by injured third parties against social hosts for the negligent service or provision of alcohol to minors in

noncommercial settings. Common law liability assumes the following procedural and substantive rules:

- A negligence standard applies (i.e., defendants did not act as reasonable persons would be expected to act in similar circumstances). Plaintiffs need not show that defendants acted intentionally, willfully, or with actual knowledge of minors' underage status.
- Damages are not arbitrarily limited. If successful in establishing negligence, plaintiffs receive actual damages and have the possibility of seeking punitive damages.
- Plaintiffs can pursue claims against defendants without regard for the age of the person who furnished the alcohol and the age of the underage person furnished with alcohol.
- Plaintiffs must establish only that minors were furnished with alcohol and that the furnishing contributed to injuries without regard to the minors' intoxicated state at the time of the party.
- Plaintiffs must establish the key elements of lawsuits by "preponderance of the evidence" rather than a more rigorous standard (such as "beyond a reasonable doubt").

A statutory liability designation indicates that a state has a social host liability statute. Statutory provisions can alter the common law rules listed above, restricting an injured party's ability to make successful claims. This report includes three of the most important statutory limitations:

1. Limitations on damages: Statutes may impose statutory caps on the total dollar amount that plaintiffs may recover through social host lawsuits.
2. Limitations on who may be sued: Potential defendants may be limited to persons above a certain age.
3. Limitations on elements or standards of proof: Statutes may require plaintiffs to prove additional facts or meet a more rigorous standard of proof than would normally apply in common law. The statutory provisions may require the plaintiff to:
   - Establish that hosts had knowledge that minors were underage or proof that social hosts intentionally or willfully served minors.
   - Establish that the minors were intoxicated at the time of service.
   - Provide clear and convincing evidence or evidence beyond a reasonable doubt that the allegations are true.

These limitations can limit the circumstances that can give rise to liability or greatly diminish plaintiffs' chances of prevailing in a social host liability lawsuit, thus reducing the likelihood of a lawsuit being filed. Other restrictions in addition to the three listed above may also apply. For example, many states do not allow "first-party claims," cases brought by the person who was furnished alcohol for his or her own injuries. This report does not track these additional limitations.

Status of Social Host Liability

As of January 1, 2012, 33 states impose social host liability through statute or common law; 15 states and the District of Columbia do not impose social host liability. In two states, there is no statutory liability and common law liability is unclear (see Exhibit 4.3.31). Eighteen states have either common law liability or statutory social host liability with no identified limitations. Eleven states impose one limit on statutory social host liability and four states impose two limitations. The count for limitations is as follows: 4 states limit the damages that may be

Exhibit 4.3.31: Common Law/Statutory Social Host Liability as of January 1, 2012

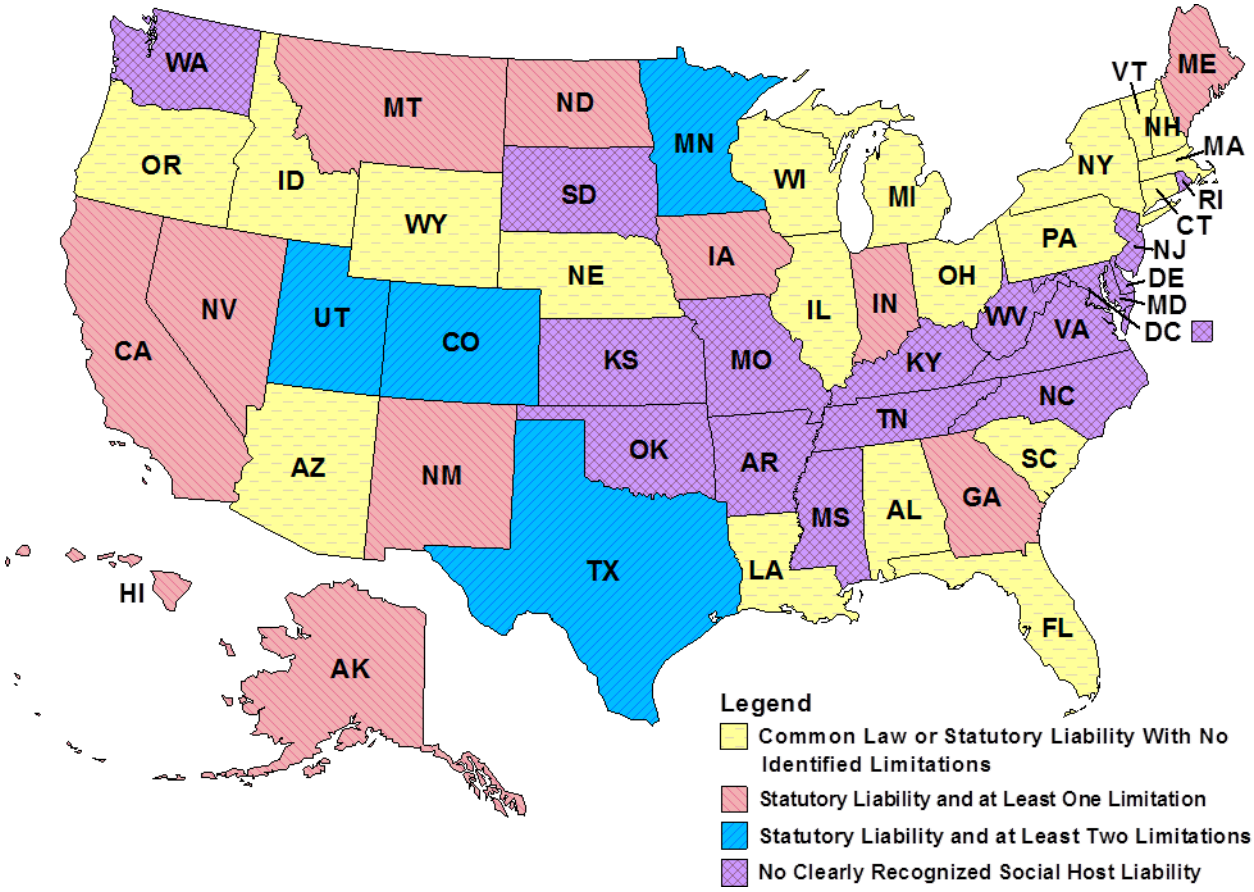

recovered, 4 states limit who may be sued, and 11 states require standards of proof of wrongdoing that are stricter than usual negligence standards.

Trends in Social Host Liability for Furnishing Alcohol to a Minor

In the years between 2009 and 2012, the number of states that permit social host liability increased by one. California requires standards of proof of wrongdoing that are stricter than usual negligence standards. One state (Utah) increased the dollar limits on damages.

References and Further Information

Legal research and data collection for this topic are planned and managed by SAMHSA and conducted under contract with The CDM Group, Inc. To see definitions of the variables for this policy, go to Appendix B. For additional information and background, see:

Mosher, J., et al. (2011). *Liquor liability law.* Newark, NJ: LexisNexis.

Stout, E., Sloan, A., Liang, L., & Davies, H. (2000). Reducing harmful alcohol-related behaviors: Effective regulatory methods. *Journal of Studies on Alcohol, 61,* 402–412.

Hosting Underage Drinking Parties

Policy Description

Host party laws establish state-imposed liability against individuals (social hosts) responsible for underage drinking events on property they own, lease, or otherwise control. The primary purpose of these laws is to deter underage drinking parties by raising the legal risk for individuals who allow underage drinking events on property they own, lease, or otherwise control. Underage drinking parties pose significant public health risks. They are high-risk settings for binge drinking and associated alcohol problems including impaired driving. Young drinkers are often introduced to heavy drinking behaviors at these events. Law enforcement officials report that, in many cases, underage drinking parties occur on private property, but the adult responsible for the property is not present or cannot be shown to have furnished the alcohol. Host party laws address this issue by providing a legal basis for holding persons responsible for parties on their property whether or not they provided alcohol to minors.

Host party laws often are closely linked to laws prohibiting the furnishing of alcohol to minors (analyzed elsewhere in this report), although laws that prohibit the hosting of underage drinking parties may apply without regard to who furnishes the alcohol. Hosts who allow underage drinking on their property and also supply the alcohol consumed or possessed by the minors may be in violation of two distinct laws: furnishing alcohol to a minor and allowing underage drinking to occur on property they control.

Two general types of liability may apply to those who host underage drinking parties. The first, analyzed here, concerns state-imposed liability. State-imposed liability involves a statutory prohibition that is enforced by the state, generally through criminal proceedings that can lead to sanctions such as fines or imprisonment. The second, social host liability (analyzed elsewhere in this report), involves an action by a private party seeking monetary damages for injuries that result from permitting underage drinking on the host's premises.

Although related, these two forms of liability are distinct. For example, an individual may allow a minor to drink alcohol, after which the minor causes a motor vehicle crash that injures an innocent third party. In this situation, the social host may be prosecuted by the state under a criminal statute and face a fine or imprisonment for the criminal violation. In a state that provides for social host civil liability, the injured third party could also sue the host for monetary damages associated with the motor vehicle crash.

State host party laws differ across multiple dimensions, including the following:

- They may limit their application specifically to underage drinking parties (e.g., by requiring a certain number of minors to be present for the law to take effect) or may prohibit hosts from allowing underage drinking on their property generally, without reference to hosting a party.
- Underage drinking on any of the host's properties may be included, or the laws may restrict their application to residences, out-buildings, and/or outdoor areas.
- The laws may apply only when hosts make overt acts to encourage the party, or they may require only that hosts knew about the party or were negligent in not realizing that parties were occurring (i.e., should have known based on the facts available).

- A defense may be available for hosts who take specific preventive steps to end parties (e.g., contacting police) once they become aware that parties are occurring.
- The laws may require differing types of behavior on the part of the minors at the party (possession, consumption, intent to possess or consume) before a violation occurs.
- Jurisdictions have varying exceptions in their statutes for family members or others, or for other uses or settings involving the handling of alcoholic beverages.

Status of Host Party Laws

As of January 1, 2012, 19 jurisdictions have general host party laws, 9 have specific host party laws, and 24 have no laws of either sort (see Exhibit 4.3.32). Of the jurisdictions with host party laws, 23 apply to both residential and outdoor property and 4 apply to residential property but not outdoor property. Twenty-six jurisdictions apply their law to other types of property (e.g., motels, hotels, campgrounds, out-buildings). Seven jurisdictions permit negation of violations when the host takes preventive action; 22 require knowledge standards to trigger liability; 3 rely on a negligence standard; 4 require an overt act on the part of the host to trigger liability; and 1 requires recklessness. Finally, 20 jurisdictions have family exceptions and 4 have resident exceptions.

Trends in Host Party Law Policies

Between 1998 and 2011, the number of jurisdictions that enacted specific host party laws rose from 5 to 9, and the number that enacted general host party laws rose from 11 to 19. In 1998, there were 16 host party laws of both types; in 2012 there are 28 (see Exhibit 4.3.33).

Exhibit 4.3.32: Prohibitions against Hosting Underage Drinking Parties as of January 1, 2012

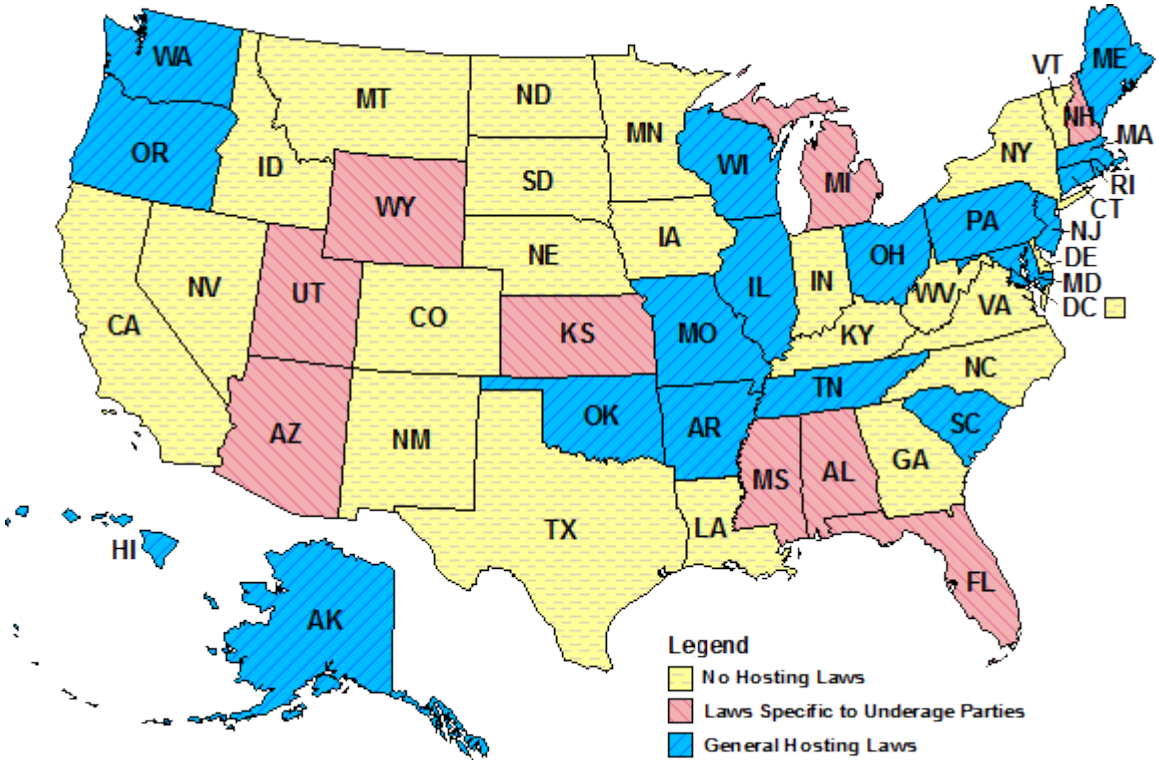

Exhibit 4.3.33: Number of States with Prohibitions Against Hosting Underage Drinking Parties, January 1, 1998, through January 1, 2012

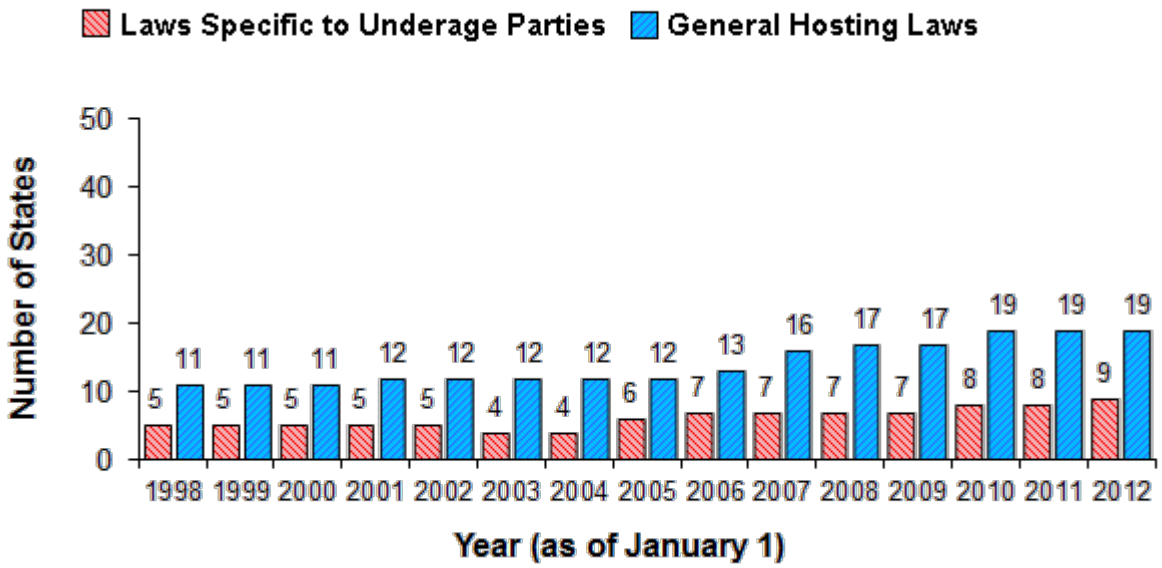

References and Further Information

All data for this policy were obtained from APIS at http://www.alcoholpolicy.niaaa.nih.gov. Follow links to the policy entitled "Prohibitions against Hosting Underage Drinking Parties." APIS provides further descriptions of this policy and its variables, details regarding state policies, and a review of the limitations associated with the reported data. To see definitions of the variables for this policy, go to Appendix B.

Retailer Interstate Shipments of Alcohol

Policy Description

This policy addresses state laws that prohibit or permit retailers to ship alcohol directly to consumers located across state lines, usually by ordering alcohol over the internet. It is related to, but distinct from, both the Direct Shipment policy, which addresses alcohol shipments to consumers by alcohol producers, and the Home Delivery policy, which involves retailer deliveries to consumers within the same state.

Retailer interstate shipments may be an important source of alcohol for underage drinkers. In a recent study (Williams & Ribisl, 2012), a group of 8 18- to 20-year-old research assistants in North Carolina placed 100 orders for alcoholic beverages using internet sites hosted by out-of-state retailers. Forty-five percent of the orders were successfully completed and 39 percent were rejected as a result of age verification. The remaining 16 percent of orders failed for reasons believed to be unrelated to age verification (e.g., technical and communications problems with vendors).

Most vendors (59 percent) used weak, if any, age verification at the point of order, and, of the 45 successful orders, 23 (51 percent) had no age verification at all. Age verification at delivery was also inconsistently applied.

The North Carolina study reported that there are more than 5,000 internet alcohol retailers, and that the retailers make conflicting claims regarding the legality of shipping alcohol across state lines to consumers. For example, one internet alcohol retailer says on its website that only four states (Massachusetts, Nevada, Texas and West Virginia) do not allow internet alcohol retailers to ship directly to individual consumers. Other internet alcohol retailers provide differing lists of states or imply that all shipments are legal.

There were also conflicting claims regarding the role of common carriers. The North Carolina study reported that all deliveries were made by such companies, and many internet alcohol retailers list well-known common carriers on their websites. Yet carriers contacted by the North Carolina researchers stated that they do not deliver packages of alcohol except with direct shipping permits. This suggests confusion regarding state laws addressing interstate retail shipments. North Carolina, where the study took place, prohibits such shipments, which means that at least 43 percent of the retailers in the study appeared to have violated the state law.

The National Research Council/Institute of Medicine report on reducing underage drinking recognized the potential for young people to obtain alcohol over the internet. It recommended that states either ban such sales or require alcohol labeling on packages and signature verification at the point of delivery (National Research Council and Institute of Medicine, 2004).

There are several potential barriers to implementing and enforcing bans on retailer interstate alcohol sales, including:

1. States will have difficulty securing jurisdiction over out-of-state alcohol retailers.
2. States may have little incentive to use limited enforcement resources to crack down on in-state alcohol retailers that are shipping out of state because they are not violating state law, taxes are being collected, and any problems occur out of state.
3. Enforcing bans on retailer interstate shipments may prompt online retailers to locate outside the country (many already are foreign based), creating additional jurisdictional and enforcement problems.

Types of Restrictions on Interstate Internet Sales

The restrictions addressed in this policy vary by beverage type (beer, wine, distilled spirits). Interstate shipments may be prohibited for one beverage type, more than one beverage type, or all three beverage types. Some states place restrictions on interstate internet sales including requiring a direct shipping permit and/or limiting the amount of beverage that may be shipped.

Current Status of Interstate Internet Sales

As shown in Exhibit 4.3.34, 32 states prohibit retailer interstate sales of all 3 beverage types, 8 prohibit sales of 2 beverage types, and 3 prohibit sales of 1 beverage type. Spirits are the most commonly prohibited beverage (43 states), followed by beer (39 states) and wine (33 states). In nine states, retailer interstate sales laws were deemed uncodable for at least one beverage type (beer, wine, liquor). For the purposes of this summary, these states are treated as *not* expressly prohibiting interstate internet sales for the uncodable beverage types.

Exhibit 4.3.34: Number of Beverage Types for which Interstate Internet Sales Are Expressly Prohibited

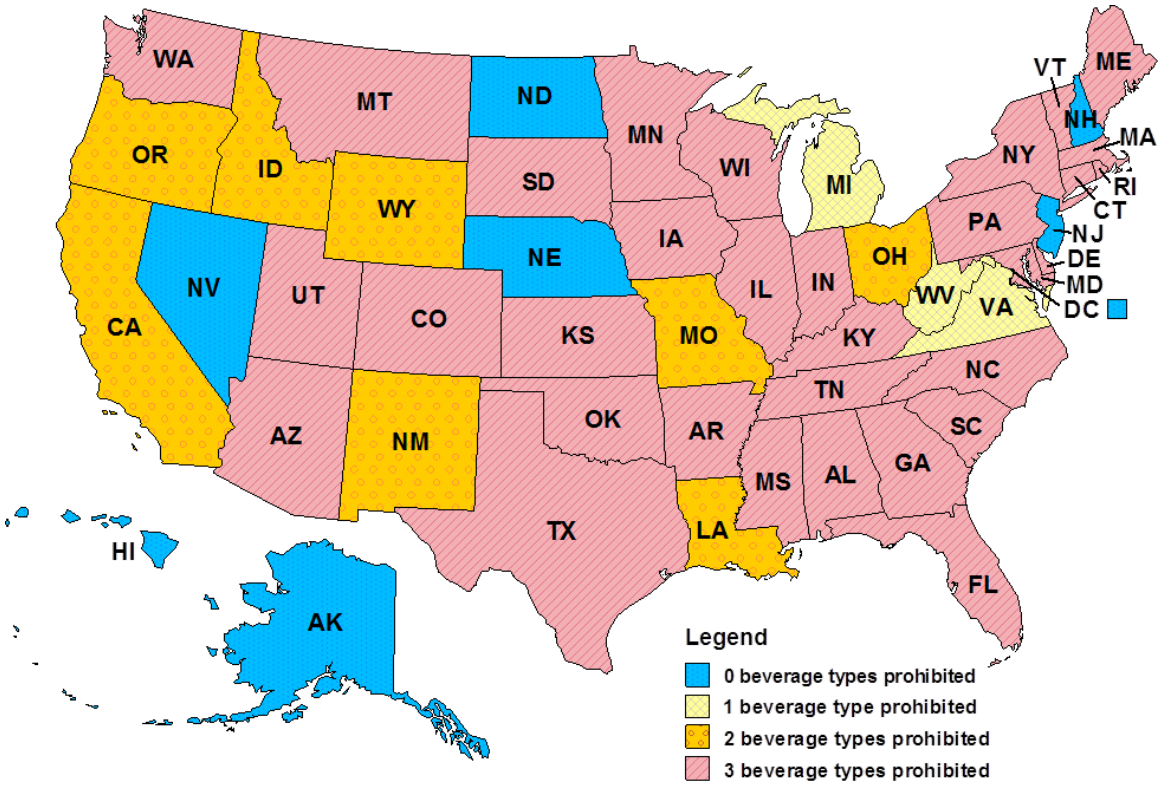

References and Further Information

Legal research and data collection for this topic are planned and managed by SAMHSA and conducted under contract by The CDM Group, Inc. To see definitions of the variables for this policy, go to Appendix B. For further information and background see:

"Drink Up New York: The web's best source for fine wine, spirits, sake & more!" (No date). http://www.drinkupny.com

National Research Council and Institute of Medicine. (2004). *Reducing underage drinking: A collective responsibility*. Committee on Developing a Strategy to Reduce and Prevent Underage Drinking, Richard J. Bonnie and Mary Ellen O'Connell, Editors. Board on Children, Youth, and Families, Division of Behavioral and Social Sciences and Education. Washington, DC: National Academies Press.

N.C.Gen. Stat. § 18B-102.1; N.C.Gen. Stat. § 18B-109.

Williams, R S., & Ribisl, K.M. Internet alcohol sales to minors. (2012). *Archives of Pediatrics and Adolescent Medicine 166(9),* 808–813.

Direct Sales/Shipments from Producers to Consumers

Policy Description

State proscriptions against direct sales and shipments of alcohol from producers to consumers date back to the repeal of Prohibition. The initial reason for the proscription was to ensure that the pre-Prohibition-era "tied house system" (under which producers owned and/or controlled retail outlets directly) did not continue after repeal. Opponents of the tied house system argued that producers who controlled retail outlets permitted unsafe retail practices and failed to respond to community concerns. The alternative that emerged was a three-tier production and distribution system with separate production, wholesaling, and retail elements. Consequently, producers must distribute products through wholesalers rather than sell directly to retailers or consumers; wholesalers must purchase from producers; and consumers must purchase from retailers.

Modern marketing practices, particularly internet sales that link producers directly to consumers, have led many states to create laws with exceptions to general mandates that alcohol producers distribute their products only through wholesalers. Some states permit producers to ship alcohol to consumers using a delivery service (usually a common carrier). In some cases, these exceptions are responses to legal challenges by producers or retailers arguing that state law unfairly discriminates between in-state and out-of-state producers. The U.S. Supreme Court has held that state laws permitting in-state producers to ship directly to consumers while barring out-of-state producers from doing so violate the U.S. Constitution's Interstate Commerce Clause, and that this discrimination is neither authorized nor permitted by the 21st Amendment.[37]

One central concern emerging from this controversy is the possibility that direct sales/shipments (either through internet sales or sales made by telephone or other remote communication) will increase alcohol availability to underage persons. Young people may attempt to purchase alcohol through direct sales instead of face-to-face sales at retail outlets, because they perceive that detection of their underage status is less likely. These concerns were validated by a recent study that found that internet alcohol vendors use weak, if any, age verification, thereby allowing minors to successfully purchase alcohol online. In response to these concerns, several jurisdictions that permit direct sales/shipments have included provisions to deter youth access. These may include requirements that:

- Consumers have face-to-face transactions at producers' places of business (and show valid age identification) before any future shipments to consumers can be made.[38]
- Producers/shippers and deliverers verify recipient age, usually by checking recipients' identification.
- Producers/shippers and deliverers obtain permits or licenses or be approved by the state.
- Producers/shippers and deliverers maintain records that must either be reported to state officials or be open for inspection to verify recipients of shipments.
- Direct shipment package labels include statements that the package contains alcohol and/or that the recipient must be at least 21 years old.

[37] See, e.g., *Granholm v. Heald*, 544 U.S. 460, 125 S.Ct. 1885 (2005).
[38] Laws that require face-to-face transactions for all sales prior to delivery are treated as prohibitions on direct sales/shipments.

State laws also vary on the types of alcoholic beverages (beer, wine, distilled spirits) that producers may sell directly and ship to consumers. These and other restrictions may apply to all direct shipments. This report includes only those requirements related to preventing underage sales.[39]

Status of Direct Sales/Shipment Policies

As of January 1, 2012, 40 states permit direct sales/shipments from producers to consumers, and 11 prohibit such transactions (see Exhibit 4.3.35). One state (Indiana) requires face-to-face transactions at producers' places of business (and verification of valid age identification) before shipments to the consumer can be made. Thirty-seven states require producers to obtain a shipper's permit or state approval prior to shipping. Of the 40 states permitting direct sales or shipments, 8 require shippers to verify purchaser age, 20 require deliverers to verify recipient age, 5 require age verification by both shippers and deliverers, and 1 requires verification at

Exhibit 4.3.35: Direct Sales/Shipment Policies and Age Verification Requirements as of January 1, 2012

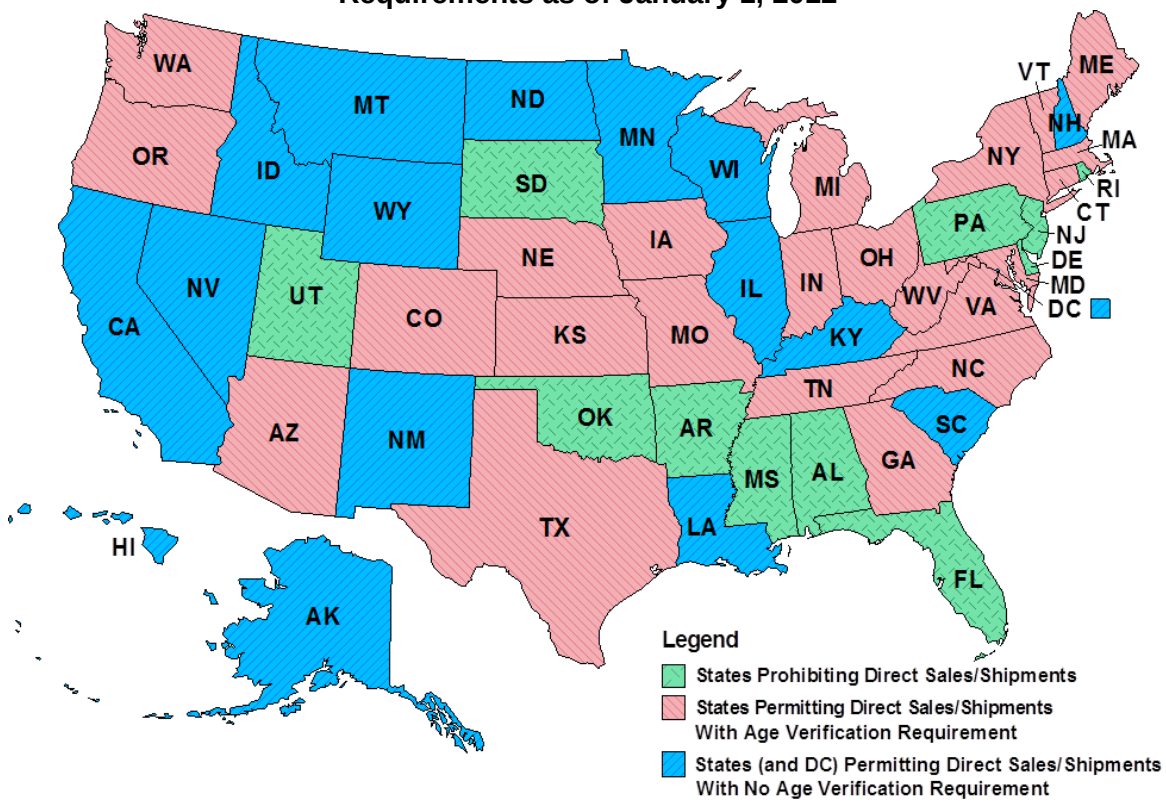

[39] These include caps on amount that can be shipped; laws that permit only small producers to sell directly to consumers; reporting and taxation provisions unrelated to identifying potential underage recipients; and brand registration requirements. In some cases, exceptions are so limited that a state is coded as not permitting direct sales (e.g., shipments are allowed only by boutique historical distilled spirits producers).

some point before delivery. Sixteen states and the District of Columbia do not require any age verification. Thirty-three states require a label stating that the package can only be received by a person over age 21, 32 states require a label stating that the package contains alcohol, and 4 states have no labeling requirements related to underage drinking.

Trends in Direct Sales/Shipments Policies

Between January 1, 2009, and January 1, 2012, four states added more regulation to their policies. Five other states (Kansas, Maine, Maryland, New Mexico, and Tennessee) adopted permit systems for allowing the direct shipment of wine from producers to purchasers. Previously, New Mexico had allowed direct shipping by wineries only in those states that offered it reciprocal privileges. Alaska adopted label requirements stating that the recipients of wine shipments must be over 21 and that the package contains alcohol. Iowa adopted age verification requirements at the point of delivery. New Hampshire adopted a provision regarding collecting purchasers' names. In 2011, Ohio expanded direct shipping privileges to include beer.

References and Further Information

Legal research and data collection for this topic are planned and managed by SAMHSA and conducted under contract by The CDM Group, Inc. To see variables for this policy, go to Appendix B. For further information and background, see:

Jurkiewicz, C., & Painter, M. (Eds.). (2008). *Social and economic control of alcohol: The 21st Amendment in the 21st century.* New York: CRC Press.

Moramarto, M. (2008). *The Twenty-First Amendment, Granholm, and the future of the three-tier system.* Working Paper, Social Science Research Network, December 13, 2008. Retrieved February 10, 2009, from papers.ssrn.com/sol3/papers.cfm?abstract_id=1340198

Norton, E. (2006). The Twenty-First Amendment in the twenty-first century: Reconsidering state liquor controls in light of Granholm v. Heald. *Ohio State Law Journal, 67,* 1465–1494.

Williams, R.S., & Ribisl, K.M. (2012). Internet alcohol sales to minors. *Archives of Pediatrics and Adolescent Medicine, 166(9),* 808–813.

Keg Registration

Policy Description

Keg registration laws (also called keg tagging laws) require wholesalers or retailers to attach tags, stickers, or engravings with an identification number to kegs exceeding a specified capacity. These laws discourage purchasers from serving underage persons from the keg by allowing law enforcement officers to trace the keg to the purchaser even if he or she is not present at the location where the keg is consumed.

At purchase, retailers are required to record identifying information about the purchaser (e.g., name, address, telephone number, driver's license). In some states, keg laws specifically prohibit destroying or altering the ID tags and provide penalties for doing so. Other states make it a crime to possess unregistered or unlabeled kegs.

Refundable deposits may also be collected for the kegs themselves, the tapper mechanisms used to serve the beer, or both. Deposits are refunded when the kegs and/or tappers are returned with identification numbers intact. These deposits create an incentive for the purchaser to keep track of the whereabouts of the keg, as a financial penalty is imposed if the keg is not returned.

Some jurisdictions collect information (e.g., location where the keg is to be consumed, tag number of the vehicle transporting the keg) to aid law enforcement efforts, further raising the chances that illegal furnishing to minors will be detected. Some jurisdictions also require retailers to provide warning information at the time of purchase about laws prohibiting service to minors and/or other laws related to the purchase or possession of the keg.

Disposable kegs complicate keg registration laws. Some of these containers meet the capacity definition for a keg but cannot be easily tagged or traced, as they are meant to be disposed of when empty. Most states do not differentiate disposable from nondisposable kegs, although some have modified keg registration provisions to accommodate this container type.

Status of Keg Registration Policies

Keg Registration Laws

The District of Columbia and 30 states require keg registration; 19 states do not require that kegs be registered. Minimum keg sizes subject to keg registration requirements range from 2 to 7.75 gallons with the exception of South Dakota, where the requirements are 8 or 16 gallons. Utah alone prohibits keg sales altogether, making a keg registration law irrelevant.

Prohibited Acts

Ten states prohibit both the possession of unregistered kegs and the destruction of keg labels. Six states prohibit only the possession of unregistered kegs, 8 prohibit only the destruction of keg labels, and 25 states and the District of Columbia prohibit neither act.

Purchaser Information Collected

All 31 jurisdictions with keg registration laws require retailers to collect some form of purchaser information. Of these, 27 require purchasers to provide a driver's license or other government-issued identification. Six jurisdictions (District of Columbia, Georgia, North Carolina, Oregon,

Virginia, and Washington) require purchasers to provide the address at which the keg will be consumed.

Warning Information to Purchaser

Of the 31 jurisdictions with keg registration laws, 23 states and the District of Columbia require that some kind of warning information be presented to purchasers about the violation of any laws related to keg registration (see Exhibit 4.3.36). Fourteen states and the District of Columbia specify "active" warnings (requiring an action on the part of the purchaser, such as signing a document), and nine states specify "passive" warnings (requiring no action on the part of the purchaser). Seven states do not require that any warning information be given to purchasers.

Trends in Keg Registration Policies

The number of states enacting keg registration laws rose steadily between 2003 and 2008, with an increase from 20 to 31 jurisdictions (see Exhibit 4.3.37).

References and Further Information

All data for this policy were obtained from APIS at http://www.alcoholpolicy.niaaa.nih.gov. Follow links to the policy entitled "Keg Registration." APIS provides further descriptions of this policy and its variables, details regarding state policies, and a review of the limitations associated with the reported data. To see definitions of the variables for this policy, go to Appendix B.

Exhibit 4.3.36: Keg Registration Laws as of January 1, 2012

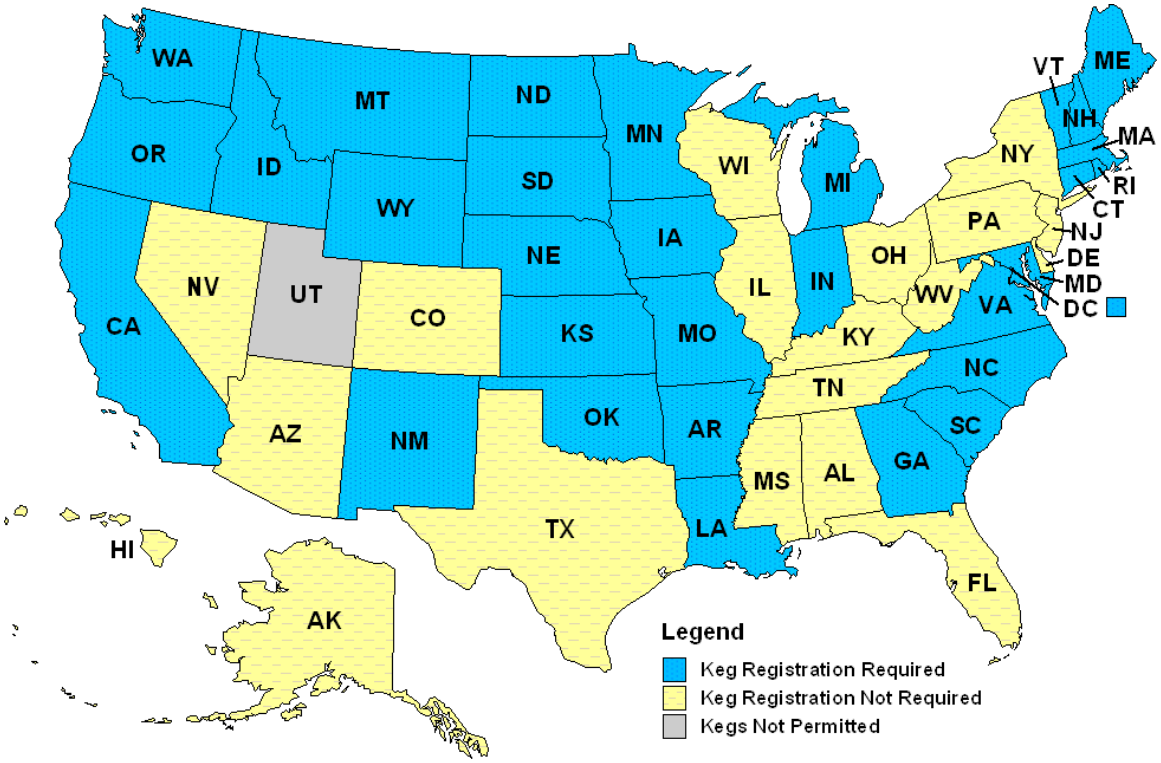

Exhibit 4.3.37: Number of States with Keg Registration Laws, January 1, 2003, through January 1, 2012

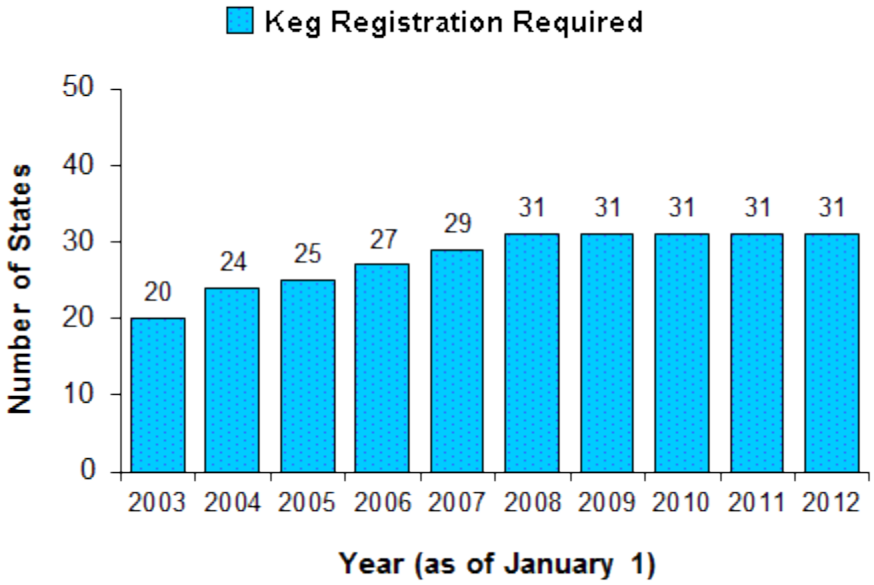

Home Delivery

Policy Description

Home delivery restrictions prohibit or limit the ability of alcohol retailers to deliver alcoholic beverages to customers who are not present at their retail outlet. The University of Minnesota Alcohol Epidemiology Program notes that home delivery of alcohol may increase alcohol availability to youth by increasing opportunities for underage persons to subvert minimum age purchase requirements. Ordering by phone, fax, or e-mail may facilitate deception. Delivery persons may have less incentive to check purchasers' age identification when they are away from the licensed establishment and cannot be watched by a surveillance camera, the liquor store's management, or other customers.

Research on home delivery of alcohol is limited. One study examined the use of home delivery by adult men. The authors report that regular drinkers without a history of alcohol problems were significantly less likely to have had alcohol delivered than problem drinkers. Another study found similar results for underage drinkers. Ten percent of 12th graders and 7 percent of 18- to 20-year-olds in 15 Midwestern communities reported they obtained alcohol through delivery services in the last year. Use of delivery services was more prevalent among young men and among more frequent, heavier drinkers.

A state home delivery law may:

- Specifically prohibit or permit the delivery of beer, wine, and/or spirits to residential addresses, hotel rooms, conference centers, etc.
- Permit home delivery, but with restrictions, including:
  - Limits on the quantity that may be delivered.
  - Limits on the time of day or days of the week when deliveries may occur.
  - A requirement that the retail merchant obtain a special license or permit.

In some states that allow home delivery, local ordinances may restrict or ban home delivery in specific sub-state jurisdictions.

Status of Home Delivery Policies

Exhibit 4.3.38 shows the number of states that permit, prohibit, or have no law regarding home delivery of beer, wine, and spirits. As the exhibit shows, 18 states permit home delivery of all three beverages, 9 prohibit delivery of all three, and 15 have no law for any beverage. Nine states have different laws for different beverages: Five states (New Hampshire, North Carolina, Oregon, Virginia, and Washington) permit delivery of beer and wine but have no law regarding spirits. Michigan permits beer and wine delivery but prohibits spirits, and Kentucky prohibits delivery of wine and spirits but has no law regarding beer. Louisiana and West Virginia permit home delivery of wine but have no law regarding beer and spirits.

Of the 24 states that permit home delivery of *beer and wine*, 11 place at least one restriction on retailers. Of the 18 states that permit home delivery of *spirits*, eight place at least one restriction on retailers. Of the two states that permit delivery of wine only, both impose retailer restrictions. Exhibit 4.3.39 shows the distribution of those restrictions imposed by two or more states on home delivery laws: (1) a state permit is required (Colorado, Texas, Virginia, and West

Exhibit 4.3.38: Home Delivery of Beer, Wine, and Spirits

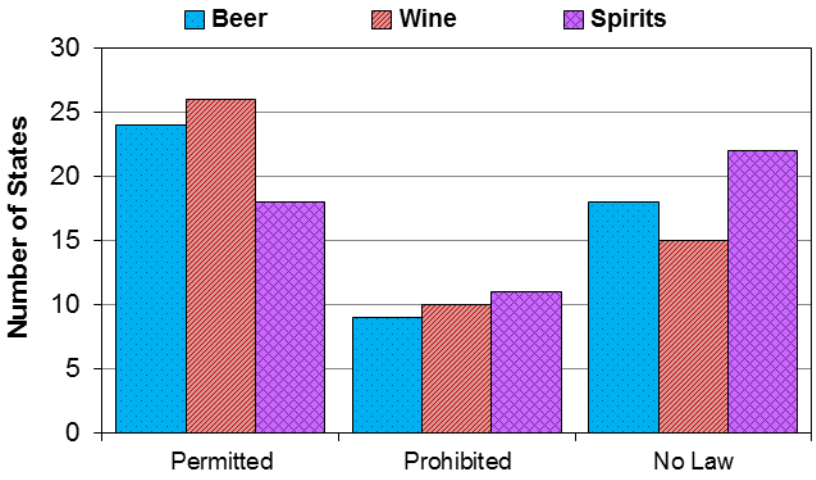

Exhibit 4.3.39: Restrictions Imposed by Two or More States on Delivery of Beer, Wine, and Spirits

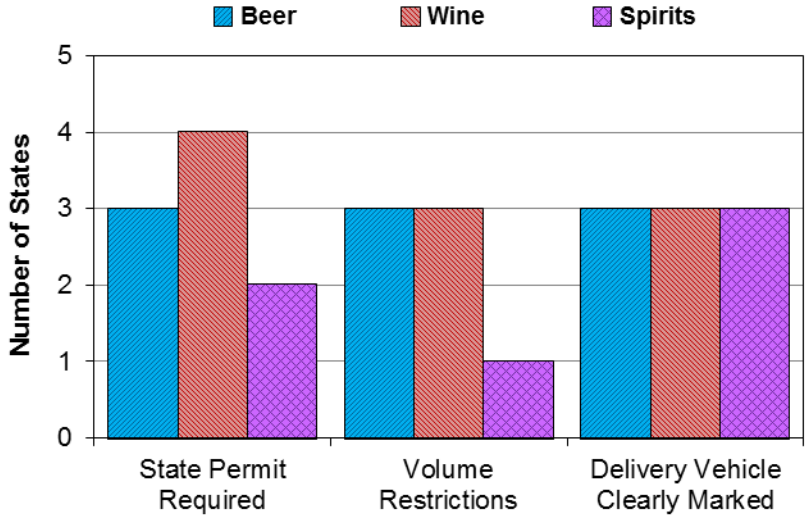

Virginia); (2) volumes that can be delivered are restricted (Indiana, Louisiana, New York, Virginia and West Virginia); and (3) the delivery vehicle must be clearly marked (New Jersey, New York, and Texas). Three additional states that permit delivery of beer, wine, and spirits place a single, unique restriction on retailers: (1) orders must be in writing (Alaska); (2) written information on fetal alcohol syndrome must accompany the delivered product (Alaska); and (3) a local permit is required to deliver to the retailer's county or city (Maryland). One state (Washington) that permits delivery of beer and wine requires a special license only for internet orders. Massachusetts requires that each vehicle used for transportation and delivery have a state-issued permit. Oregon requires "for hire" carriers to be approved by the state.

Exhibits 4.3.40 through 4.3.42 summarize the status of home delivery for beer, wine, and spirits as of January 1, 2012.

Exhibit 4.3.40: Beer

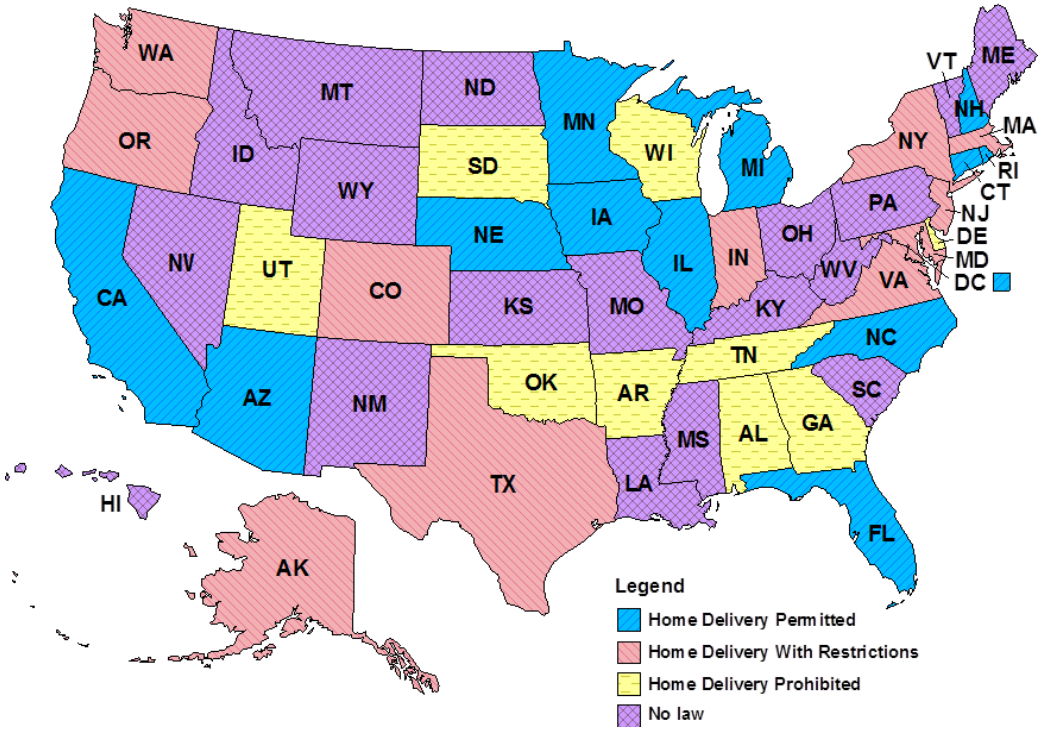

Exhibit 4.3.41: Wine

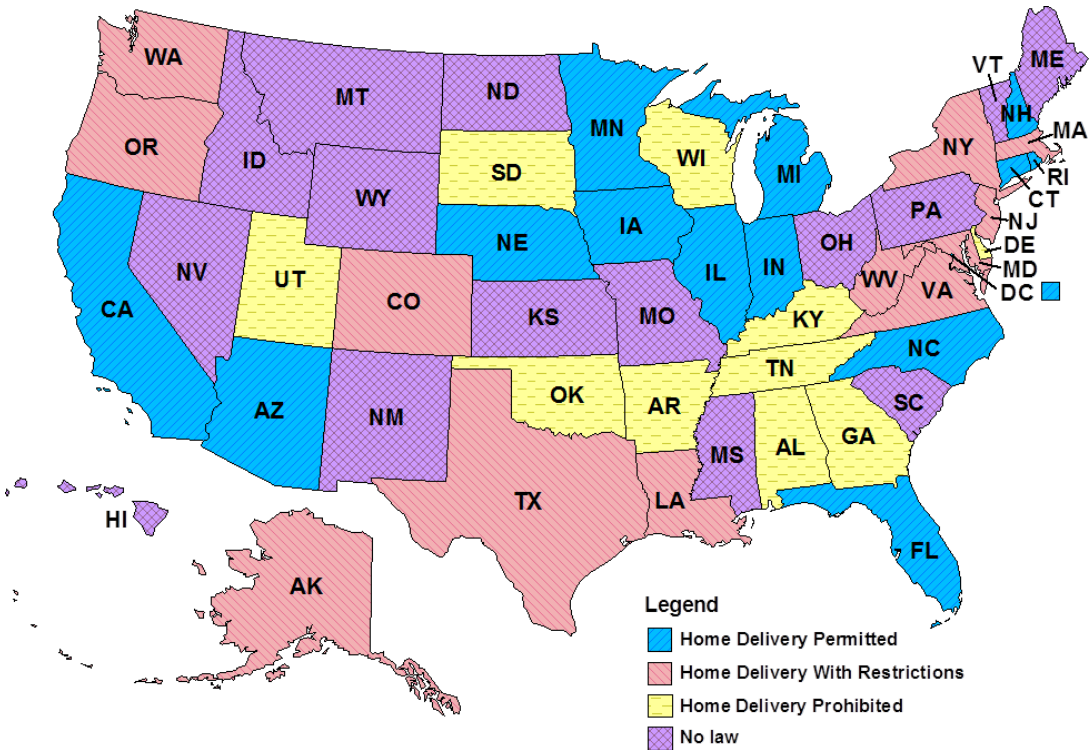

Exhibit 4.3.42: Spirits

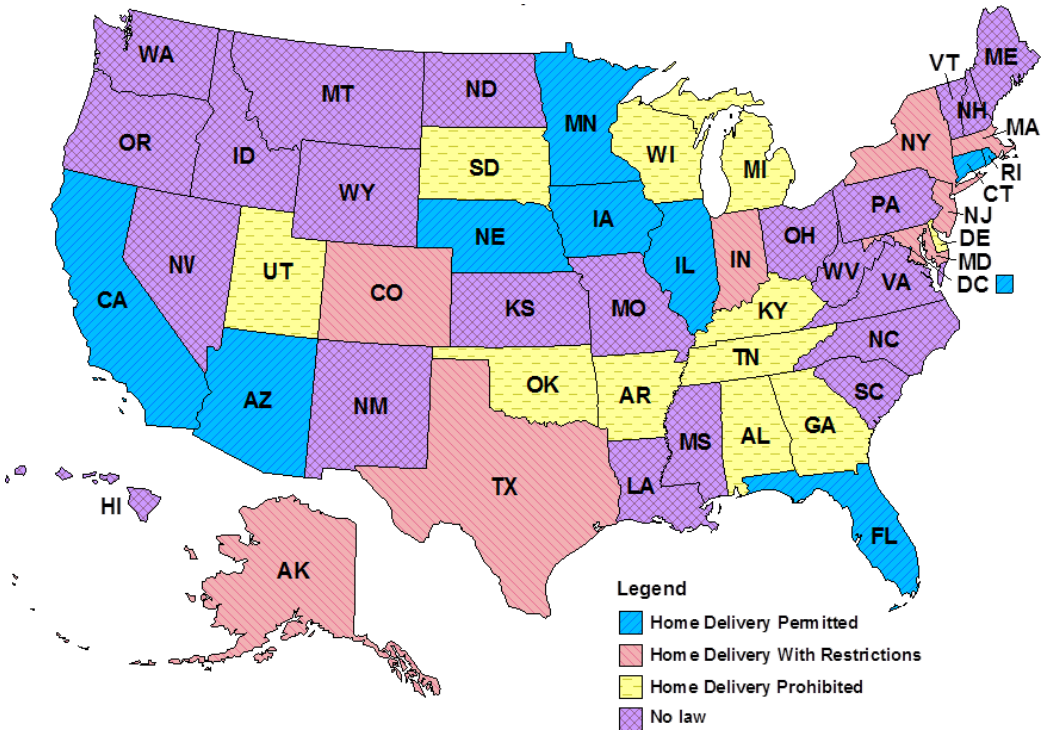

Trends in Home Delivery Policies

Between 2010 and 2012, only Louisiana changed its home delivery policies, by permitting wine retailers to deliver to consumers in 2011.

References and Further Information

Legal research and data collection for this topic are planned and managed by SAMHSA and conducted under contract by The CDM Group, Inc. To see definitions of the variables for this policy, go to Appendix B. For further information and background see: http://www.epi.umn.edu/alcohol/policy/homdeliv.shtm.

Fletcher, L.A., Nugent, S.M., Ahern, S.M., & Willenbring, M.L. (1996). Brief report. The use of alcohol home delivery services by male problem drinkers: A preliminary report. *Journal of Substance Abuse, 8(2),* 251–261.

Fletcher, L.A., Toomey, T.L., Wagenaar, A.C., Short, B., & Willenbring, M.L. (2000). Alcohol home delivery services: A source of alcohol for underage drinkers. *Journal of Studies on Alcohol, 61,* 81–84.

Alcohol Pricing Policies

Alcohol Taxes

Policy Description

There is ample evidence that the "economic availability" of alcoholic beverages (i.e., retail price) has an impact on underage drinking and a wide variety of related consequences. The *Surgeon General's Call to Action* includes economic availability as a strategy in the context of increasing the cost of underage drinking, which includes the price, time, effort, and resources required for young people to obtain alcohol as well as penalties associated with its use.

Chaloupka and colleagues (2002) report effects of price on underage drinking, college drinking, and binge drinking (including drinking among youth who show signs of alcohol use disorders). They also report significant effects on youth traffic crashes, violence on college campuses, and crime among people under 21. Although alcohol taxes are an imperfect index of retail prices, tax rates are relatively easy to measure and provide a useful proxy for economic availability.

Based on this and other research, the National Research Council/IOM Report, *Reducing Underage Drinking: A Collective Responsibility*, made the following recommendation: "[S]tate legislatures should raise excise taxes to reduce underage consumption and to raise additional revenues for this purpose."

This policy addresses beer, wine, and distilled spirits taxes. Although some states have separate tax rates for other alcoholic products (e.g., sparkling wine and flavored alcohol beverages), these account for a small market share and are not addressed.

State alcohol taxes fall into four main categories. The names applied to these categories may vary by jurisdiction, but the following terms are commonly used:

- *Specific excise taxes:* Taxes applied per gallon at the wholesale or retail level.
- *Ad valorem excise taxes:* Value-based taxes, usually levied as a percentage of the alcoholic product's retail price (which may also be referred to as gross receipts, gross proceeds, retail receipts, or retail proceeds). Different ad valorem excise tax rates may apply to on- and off-premises sales.
- *Sales tax:* A value-based tax that is not typically specific to alcoholic beverages.
- *Sales tax adjusted retail ad valorem excise tax:* In some states, ad valorem excise taxes are levied in lieu of sales tax (see Exhibit 4.3.43). In these cases, an accurate index of the actual tax reflected in the retail price requires that the retail ad valorem excise tax be adjusted to reflect the fact that sales taxes are not levied. The sales tax adjusted retail ad valorem excise tax = the retail ad valorem excise tax minus the (unlevied) sales tax. As shown in Exhibit 4.3.43, the trade-off between retail ad valorem excise tax and sales tax is not uncommon.

Status of Alcohol Taxation

As of January 1, 2012, all license states have an excise tax for beer, wine, and spirits. The federal government also levies an excise tax of $0.58/gallon for beer, $1.07/gallon for wine, and $13.50/gallon for spirits.

Exhibit 4.3.43: Number and Percentage of States that Levy an Ad Valorem Excise Tax but Do Not Apply General Sales Tax

Beverage type	Type of ad valorem excise tax	Number of states that levy this ad valorem excise tax	Number of states that do not apply general sales tax when the ad valorem excise tax is levied	Percentage of states that do not apply general sales tax when the ad valorem excise tax is levied
Beer	Ad valorem excise tax: onsite	9	6	66
	Ad valorem excise tax: offsite	8	4	50
Wine	Ad valorem excise tax: onsite	9	5	55
	Ad valorem excise tax: offsite	8	4	50
Spirits	Ad valorem excise tax: onsite	12	5	42
	Ad valorem excise tax: offsite	8	4	50

Like the federal excise tax, state excise taxes are generally highest for spirits and lowest for beer, roughly tracking the alcohol content of these beverages. Beer excise taxes range from $0.02 to $1.07/gallon, wine excise taxes range from $0.11 to $2.50/gallon, and spirits excise taxes range from $1.50 to $12.80/gallon. The states with the highest excise tax for one beverage may not be the states with the highest excise taxes for other beverages. States may control for one, two, or three categories (beer, wine, spirits).

Exhibits 4.3.44 through 4.3.46 show the levels of excise taxes for beer, wine, and spirits across the 50 states and the District of Columbia. Exhibit 4.3.47 shows the ad valorem excise tax or sales tax adjusted ad valorem excise tax rates for license states that have ad valorem excise taxes. These may be levied at on- or off-sale outlets and may be for beer, wine, and/or spirits. Beer ad valorem excise tax rates range from 1 to 17 percent for on- and/or off-premises sales. Wine rates range from 1.7 to 15 percent for on- and/or off-premises sales. Distilled spirit rates range from 1.7 to 15 percent for on- and/or off-premises sales.

Trends in Alcohol Taxes

Alcohol taxes have remained relatively constant for several decades. As can been seen in Exhibit 4.3.48, there have been limited tax increases or decreases in beer, wine, or spirits excise taxes since 2003. During this period there have been 28 tax rate increases across all jurisdictions. Eight of these increases occurred from 2011 to 2012, indicating that the rate of increases may be accelerating. Tax rate decreases across all jurisdictions remained stable from 2011 to 2012 (no additional decreases in 2012 were noted).

4.3.44: Beer-Specific Excise Tax

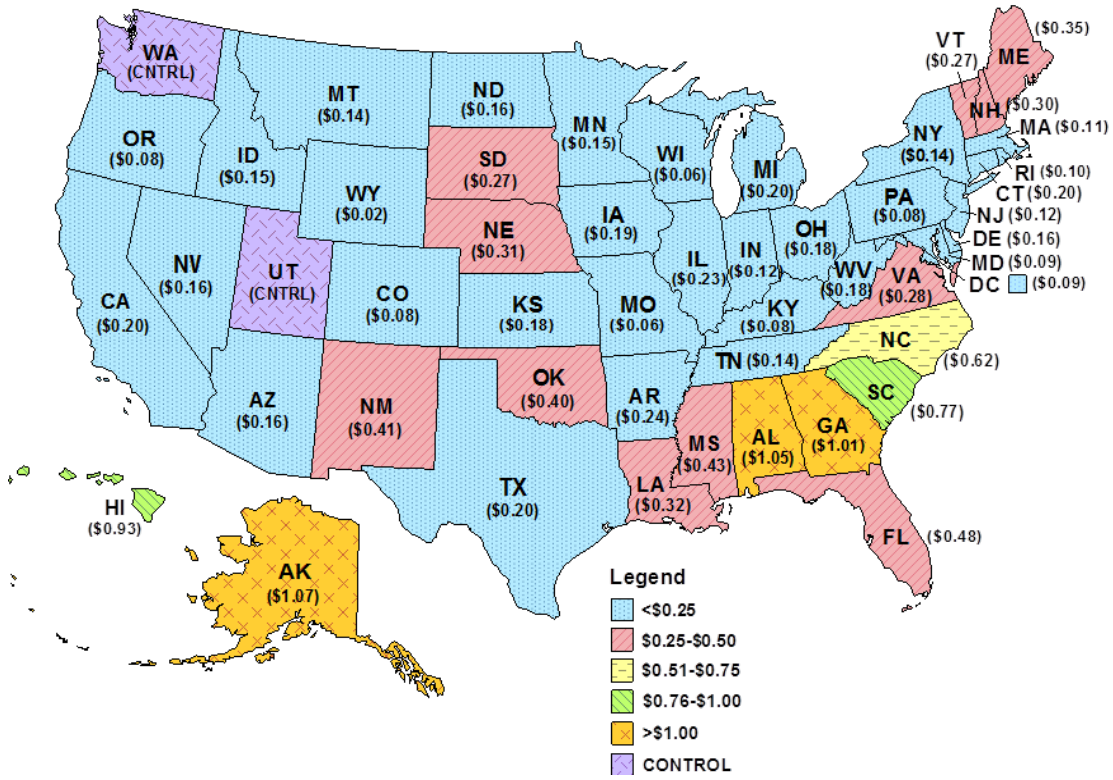

Exhibit 4.3.45: Wine-Specific Excise Tax

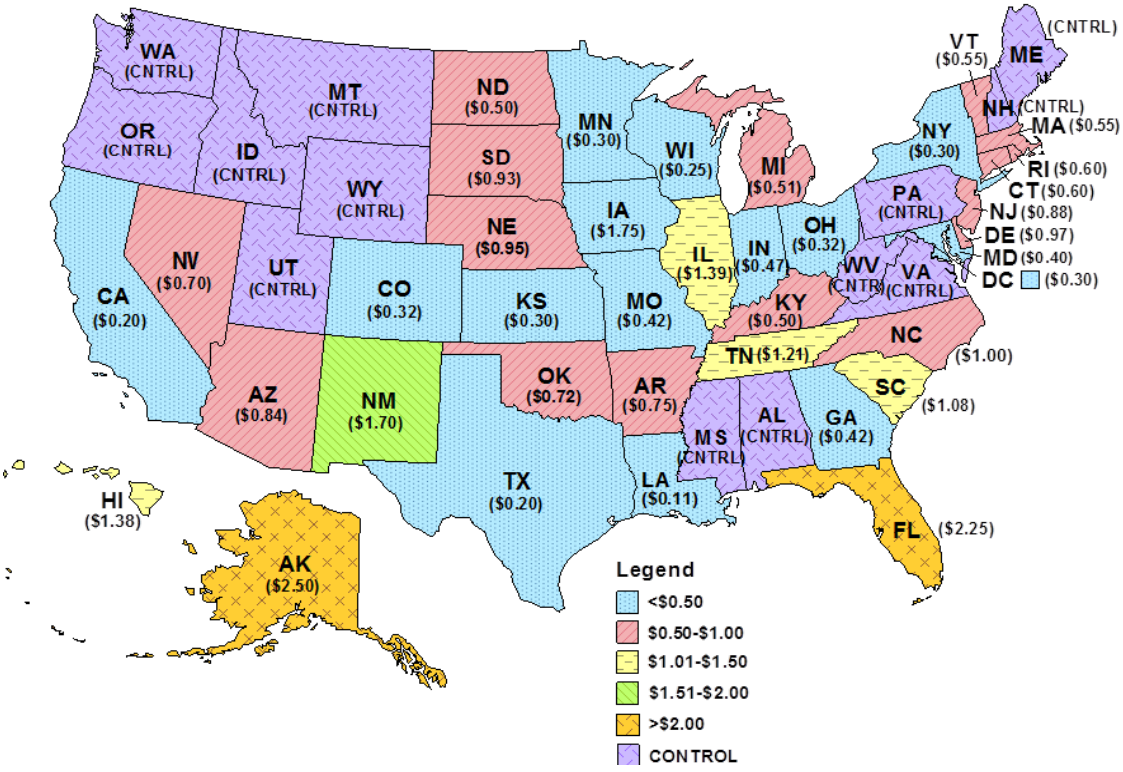

Exhibit 4.3.46: Spirits-Specific Excise Tax

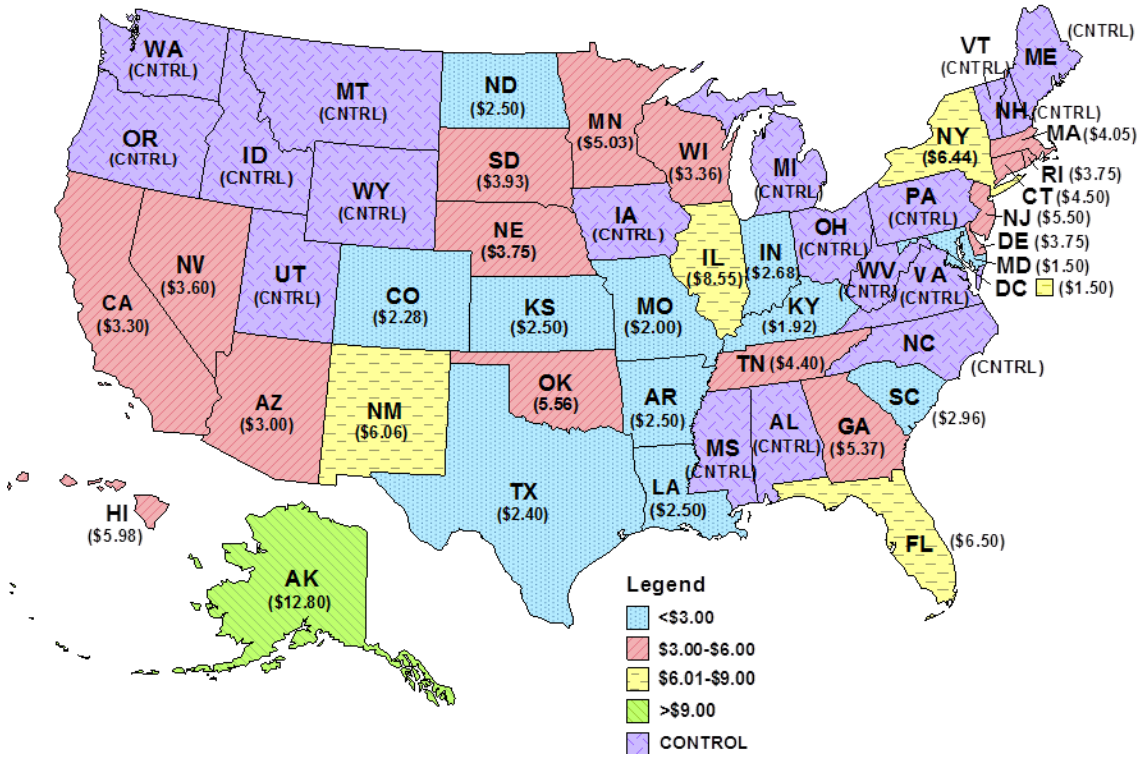

Exhibit 4.3.47: Ad Valorem Excise Tax or Sales Tax Adjusted Ad Valorem Excise Tax Rates as of January 2012

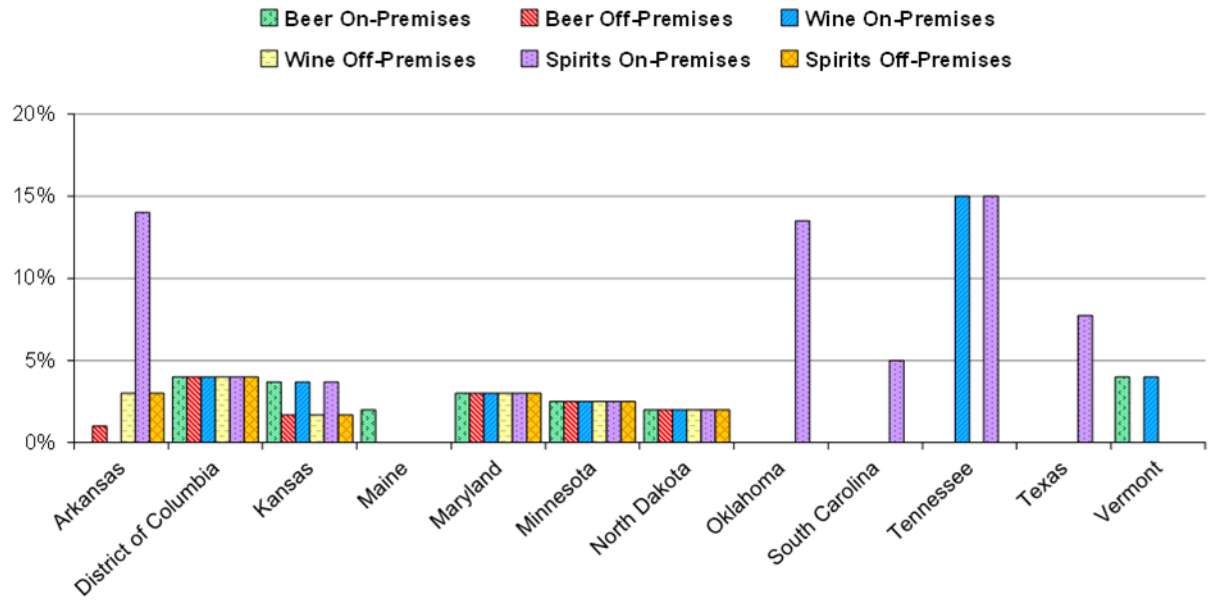

Exhibit 4.3.48: Alcohol Tax Changes 2003–2011

		Beer		Wine		Spirits		
		Specific excise tax	Ad valorem excise tax	Specific excise tax	Ad valorem excise tax	Specific excise tax	Ad valorem excise tax	Total
Number of jurisdictions that:	Increased rates	6	2	7	3	6	4	28
	Decreased rates	1	3	1	3	1	3	13

References and Further Information

Legal research and data collection for this topic are planned and managed by SAMHSA and conducted under contract by The CDM Group, Inc. To see definitions of the variables for this policy, go to Appendix B. For further information and background see:

Chaloupka, F., Grossman, M., & Saffer, H. (2002). The effects of price on alcohol consumption and alcohol-related problems. *Alcohol Research & Health, 26*.

Community Preventive Services Task Force. (2010). Increasing alcohol beverage taxes is recommended to reduce excessive alcohol consumption and related harms. *American Journal of Preventive Medicine, 38,* 230–232.

Department of Health and Human Services. (2007). *The Surgeon General's call to action to prevent and reduce underage drinking*. Rockville, MD: HHS, Office of the Surgeon General. Available at: http://www.surgeongeneral.gov/topics/underagedrinking/calltoaction.pdf

Elder, R.W., Lawrence, B., Ferguson, A., Naimi, T.S., Brewer, R.D., Chattopadhyay, S.K., Toomey, T.L., & Fielding, J.E. (2010). The effectiveness of tax policy interventions for reducing excessive alcohol consumption and related harms. *American Journal of Preventive Medicine, 38,* 217–229.

National Research Council and Institute of Medicine. (2003). *Reducing underage drinking: A collective responsibility.* Washington, DC: National Academies Press.

Low-Price, High-Volume Drink Specials

Policy Description

Low-price, high-volume drink specials restrictions prohibit or limit the ability of on-premises retailers from using various price-related marketing tactics such as happy hours, two-for-one specials, or free drinks that encourage heavier consumption. These promotions are particularly prevalent in college communities, where large numbers of underage students are present.

Research has examined the impact of on-premises retail drink specials on binge drinking among college students. For example, one study measured self-reported binge-drinking rates among college students from 119 colleges, conducted an assessment of marketing practices of on-premises outlets in neighboring communities, and determined whether these communities restricted low-price, high-volume drink specials. The results demonstrated that price-related promotions were significantly correlated with higher binge drinking and self-reported drinking and driving rates among students (Wechsler et al., 2003).

Based on this and other research, the *Surgeon General's Call to Action* concluded that "increasing the cost of drinking can positively affect adolescent decisions about alcohol use," and recommended "[e]limination of low price, high-volume drink specials, especially in proximity to college campuses, military bases, and other locations with a high concentration of youth."

A state low-price, high-volume drink specials law may prohibit or restrict the following practices:

1. Providing customers with free beverages either as a promotion or on a case-by-case basis (e.g., on a birthday or anniversary, as compensation for poor services)
2. Offering additional drinks for the same price as a single drink (e.g., two-for-ones)
3. Offering reduced-price drinks during designated times of day ("happy hours")
4. Instituting a fixed price for an unlimited amount of drinks during a fixed period of time (e.g., "beat the clock" and similar drinking games)
5. Offering drinks with increased amounts of alcohol at the same price as regular-sized drinks (e.g., double shots for the price of single shots)
6. Service of more than one drink to a customer at a time

Status of Low-Price, High-Volume Drink Specials Law

Exhibit 4.3.49 shows the number of states that prohibited the six low-price, high-volume specials listed above.

Seventeen states prohibited *free beverages*. Five additional states (New Jersey, New Mexico, South Carolina, Texas, and Washington) allowed a licensee to offer a free drink on a case-by-case basis only (e.g., on a birthday or anniversary, as compensation for poor services).

Four states prohibited *multiple servings at one time.* In one of these states (Tennessee), this prohibition applied only after 10 p.m. Nineteen states prohibited *multiple servings for single*

Exhibit 4.3.49: Number of States Prohibiting Various Low-Price, High-Volume Drink Specials

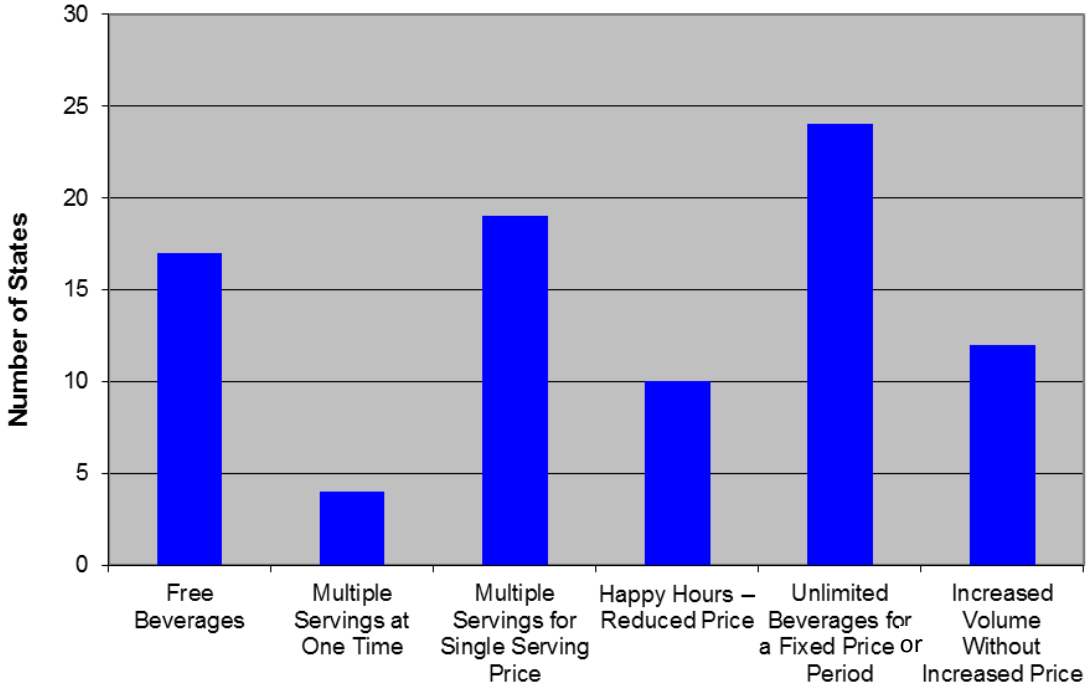

serving price. Twenty-four states prohibited *unlimited beverages for a fixed price or period.* In one of these (Louisiana), this prohibition applied only after 10 p.m. Twelve states prohibited *increased volume without increase in price*, with Tennessee making it unlawful after 10 p.m.

As can be seen in Exhibit 4.3.50, 10 states prohibited *happy hours (reduced prices).* Eight additional states allowed happy hours but restricted the hours in which they may be offered.

Trends in Low-Price, High-Volume Drink Specials Law

Between 2010 and 2011, only one small change occurred in low-price, high-volume drink specials law. One state expanded its definition of "drink" to include two different drinks customarily served at the same time. Such a change created a decrease by one state in "multiple servings at one time." Between 2011 and 2012, one state (Pennsylvania) increased the number of hours during which discounts may be offered. No other changes occurred.

References and Further Information

Legal research for this topic is planned and managed by SAMHSA and conducted under contract by The CDM Group, Inc. To see definitions of the variables for this policy, go to Appendix B. For further information and background, see:

Babor, T., et al. (1978). Experimental analysis of the 'happy hour': Effects of purchase price on alcohol consumption. *Psychopharmacology, 58*, 35–41.

Beverage Information Group, Fact Book. (2010). Norwalk, CT: Beverage Information Group (annual publication).

Exhibit 4.3.50: Happy Hours 2012

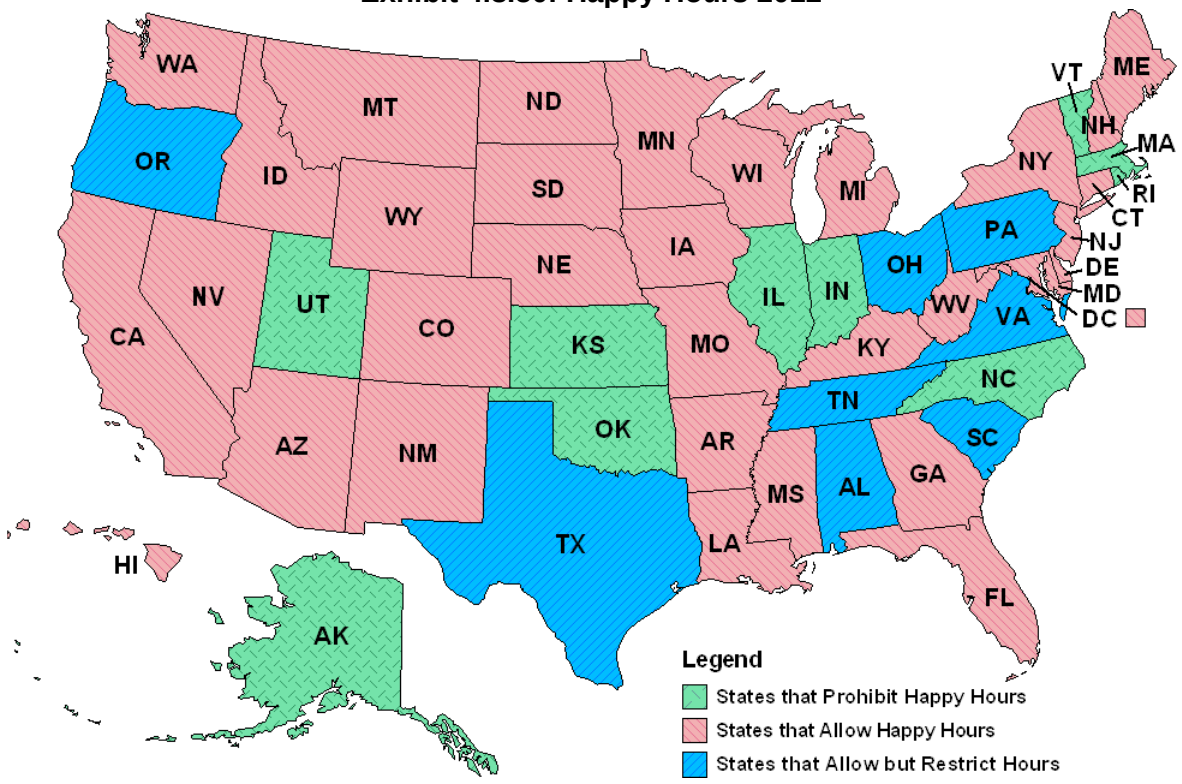

Chaloupka, F., et al. (2002). The effects of price on alcohol consumption and alcohol-related problems. *Alcohol Research & Health, 26(1),* 22–34.

Department of Health and Human Services. (2007). *The Surgeon General's call to action to prevent and reduce underage drinking*. Rockville, MD: HHS, Office of the Surgeon General. Available at: http://www.surgeongeneral.gov and at http://www.hhs.gov/od

Kuo, M., Wechsler, H., Greenberg, P., & Lee, H. (2003). The marketing of alcohol to college students: The role of low prices and special promotions. *American Journal of Preventive Medicine, 25(3),* 1–8.

National Highway Traffic Safety Administration. (2005). *Research report: Preventing over-consumption of alcohol – sales to the intoxicated and "happy hour" (drink special) laws.* Springfield, VA: National Technical Information Service, DOT HS 809 878, February 2005.

Wechsler, H., Lee, J., Nelson, T., & Lee, H. (2003) Drinking and driving among college students: The influence of alcohol control policies. *American Journal of Preventive Medicine, 25(3),* 212–218.

Wholesaler Pricing Restrictions

Policy Description

The 21st Amendment to the Constitution repealed Prohibition and gave states broad authority to regulate alcohol sales within their borders. Most states established a three-tier structure: producers, wholesalers, and retailers. Many states included restrictions on wholesaler pricing practices intended to strengthen the three-tier system, reduce price competition among wholesalers and retailers, and combat corruption and crime in the alcohol market.

Research suggests that the specific wholesaler pricing restrictions described below increase the price of alcohol to consumers. Research also shows that underage consumption and problems are strongly influenced by alcohol prices. One study has suggested that restrictions on certain wholesale pricing practices may have a stronger effect on alcohol pricing than do alcohol taxes.

Some states operate alcohol wholesale operations directly through a state agency, usually limited to distilled spirits, beer with high alcohol content, and wine with high alcohol content.[43] In these cases, the state sets wholesaler prices as part of its administrative function, and statutory provisions are relevant only to that portion of the wholesaler market in the control of private entities. For this policy, an index beverage has been selected: beer (5 percent), wine (12 percent), and spirits (40 percent). If the index beverage is controlled, in whole or in part, by the state at the wholesale level, the state is coded as CONTROL and no additional coding is displayed.

Types of Wholesaler Pricing Policies

In general, wholesaler pricing policies fall within four types: (1) restrictions on volume discounts; (2) restrictions on discounting practices; (3) price posting requirements; and (4) restrictions on the ability of wholesalers to provide credit extensions to retailers. These policy categories are closely interrelated but may operate independently of each other. Each is described briefly below.

Volume Discounting Restrictions

Large retailers often have an advantage over smaller retailers due to the large volumes they are able to purchase at once. This purchasing power allows them to negotiate lower prices on most commodities and therefore offer items at lower prices to consumers. Many states have imposed restrictions on the ability of wholesalers to provide volume discounts—the same price must be charged for products regardless of the amount purchased by individual retailers. The primary purpose of these laws is to protect small retailers from predatory marketing practices of large-volume competitors and to prevent corruption. They have a secondary effect of increasing retail prices generally by making retail price discounting more difficult.

Minimum Pricing Requirements

States may require wholesalers to establish a minimum markup or maximum discount for each product sold to retailers based on the producer's price for the product, or states may enact a ban against selling any product below cost. These provisions are designed to maintain stable prices

[43] For a state-by-state review of control state wholesaler systems, see http://www.apis.niaaa.nih.gov.

on alcohol products by limiting price competition at both retail and wholesale levels. In most cases, this increases the retail price to consumers, and thus affects public health outcomes.

Post-and-Hold Provisions

This policy requires wholesalers to publicly "post" prices of their alcohol products (i.e., provide a list of prices to a state agency for review by the public, including retailers and competitors) and hold these prices for a set amount of time, allowing all retailers the opportunity to make purchases at the same cost. Post-and-hold requirements are typically tied to minimum pricing and price discounting provisions and enhance the states' ability to enforce those provisions. The wholesalers' submissions can be reviewed easily to determine whether wholesalers are paying the proper taxes on their products and whether they are providing any illegal price inducements to retailers. Post-and-hold provisions reduce price competition among both retailers and wholesalers because the posted prices are locked in for a set amount of time. They also promote effective enforcement of other wholesaler pricing policies. Some states require wholesalers to post prices but have no "hold" requirement—that is, posted prices may be changed at any time. This is a weaker restriction.

Credit Extension Restrictions

Wholesalers often provide retailers with various forms of credit (e.g., direct loans or deferred payment of invoices). Many states restrict alcoholic beverage wholesalers' ability to provide credit to retailers, typically by banning loans and limiting the period of time required for retailers to pay invoices. The primary purpose of the restrictions is to limit the influence of wholesalers on retailer practices. When a retailer is relying on a wholesaler's credit, the retailer is more likely to promote the wholesaler's products and to agree to the wholesaler's demands regarding product placement and pricing. The restrictions have a secondary effect of limiting the retailer's ability to operate on credit, indirectly increasing retail prices.

Federal Court Challenges to State Wholesaler Pricing Restrictions

As noted earlier, in general, states have broad authority under the 21st Amendment to the Constitution to regulate alcohol availability within their boundaries. That authority has been constrained by U.S. Supreme Court and Federal Court of Appeals cases, which have interpreted the Interstate Commerce Clause (ICC) and Sherman Antitrust Act[44] to prohibit certain state restrictions on the alcohol market.[45,46] These cases have led to considerable uncertainty regarding the validity of state restrictions on alcohol wholesaler prices, and additional challenges to those restrictions are anticipated. In the meantime, this uncertainty has prompted states to reexamine their alcohol wholesaler practices provisions.

---

[44] July 2, 1890, ch. 647, 26 Stat. 209, 15 U.S.C. § 1-7.

[45] See, e.g., California Retail Liquor Dealers Ass'n v. Midcal Aluminum, Inc., 445 U.S. 97, 100 S.Ct. 937 (1980).

[46] Several federal and state courts have addressed the constitutionality of selected wholesaler pricing practices, with conflicting results. For example, in *Costco Wholesale Corp. v. Maleng*, 522 F.3d 874 (9th Cir. 2008), the plaintiff challenged nine distinct Washington state restrictions governing wholesaler practices, including policies in all four categories described above. The court upheld the state's volume discount and minimum markup provisions but invalidated the post-and-hold requirements. In *Manuel v. State of Louisiana*, 982 So.2d 316 (3rd Cir. 2008), a Louisiana appellate court rejected six separate challenges to the Sherman Act, including the ban on volume discounts. It upheld the state's ability to regulate alcoholic beverages within the state and concluded that the Sherman Act had to yield to the state's authority granted under the 21st Amendment. Maryland's post-and-hold law and volume discount ban were challenged in *TFWS, Inc. v. Franchot*, 572 F.3d 186 (4th Cir. 2009), a complicated case involving multiple appeals and rehearings. On Maryland's fourth appeal, the court upheld its previous decisions to strike down the two policies.

Status of Wholesaler Pricing Restrictions

Federal Law

Federal law addresses restrictions on wholesaler credit practices:

> The Federal Alcohol Administration Act provides for regulation of those engaged in the alcohol beverage industry and for protection of consumers (27 U.S.C. § 201 et seq). Under the Act, wholesalers may not induce retailers to purchase beverage alcohol by extending credit in excess of 30 days from the date of delivery (27 U.S.C. § 205(b)(6), 27 C.F.R. § 6.65).

Some states allow wholesalers to extend credit to retailers for a longer period than is permitted under federal law.

State Law

Exhibits 4.3.51 through 4.3.54 show summary distributions of volume discounts, minimum markup/maximum discount, post and hold, and retailer credit for the license states (beer = 49 license states; wine = 41 license states; spirits = 33 license states).[47] Only two license states (Alaska and Rhode Island) have no wholesaler pricing restrictions. Among the remaining states, bans on extending credit and post and hold (excluding post only) are the most common wholesaler pricing restrictions (ranging from about a fifth to about half the states depending on beverage type). Other restrictions range from under 10 percent of the license states to about a quarter of the states depending on beverage type.

Trends in Wholesaler Pricing Restrictions

Between 2010 and 2011, only one state (South Dakota) changed its wholesaler pricing restriction policies, adopting a price-posting requirement. No additional changes occurred between 2011 and 2012.

Exhibit 4.3.51: Volume Discounts

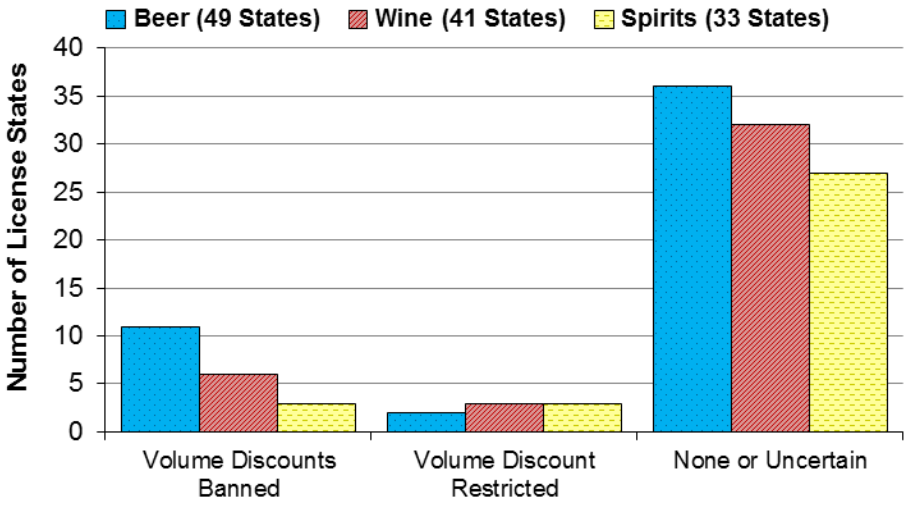

[47] Comparisons among beverage types must be made with some caution, because the number of license states differs for each beverage.

Exhibit 4.3.52: Minimum Markup/Maximum Discount

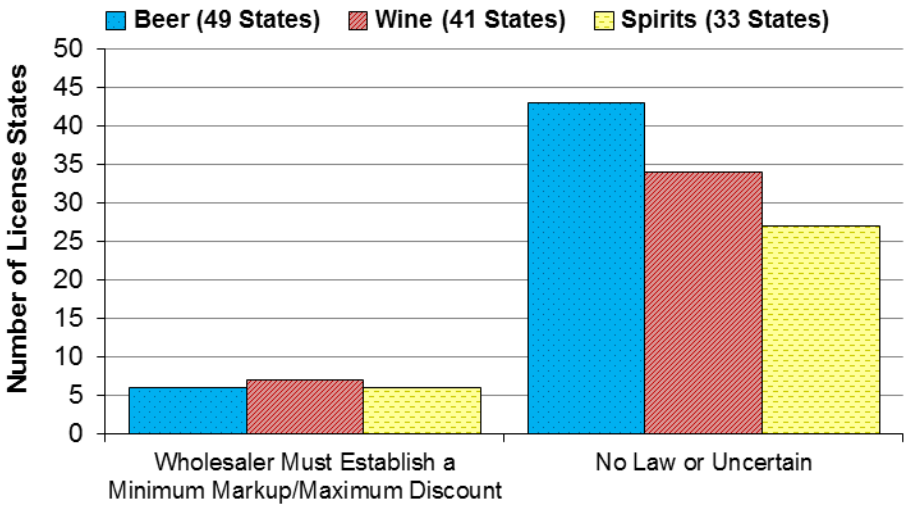

Exhibit 4.3.53: Post and Hold

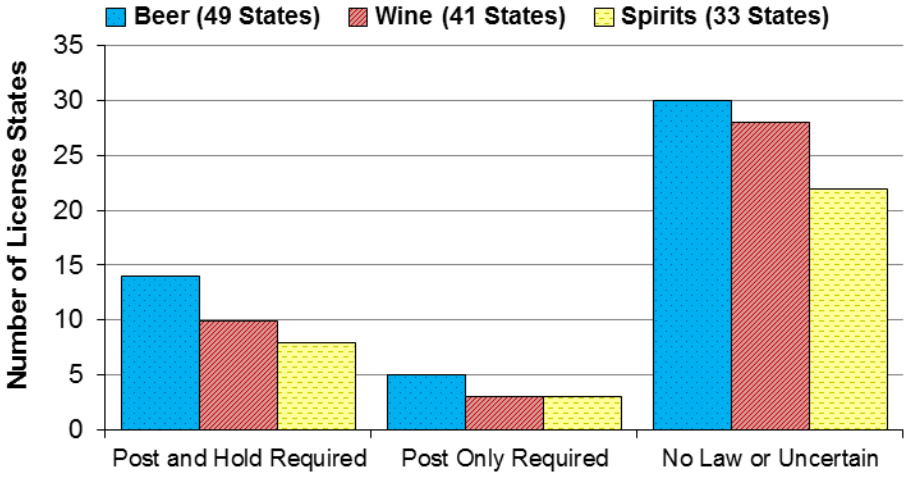

Exhibit 4.3.54: Retailer Credit

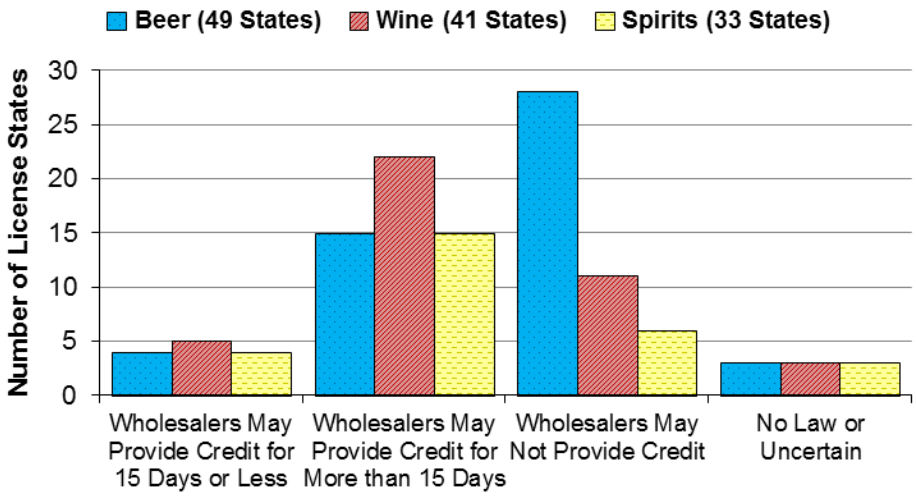

Exhibit 4.3.55: Volume Discounts for Beer as of January 1, 2012

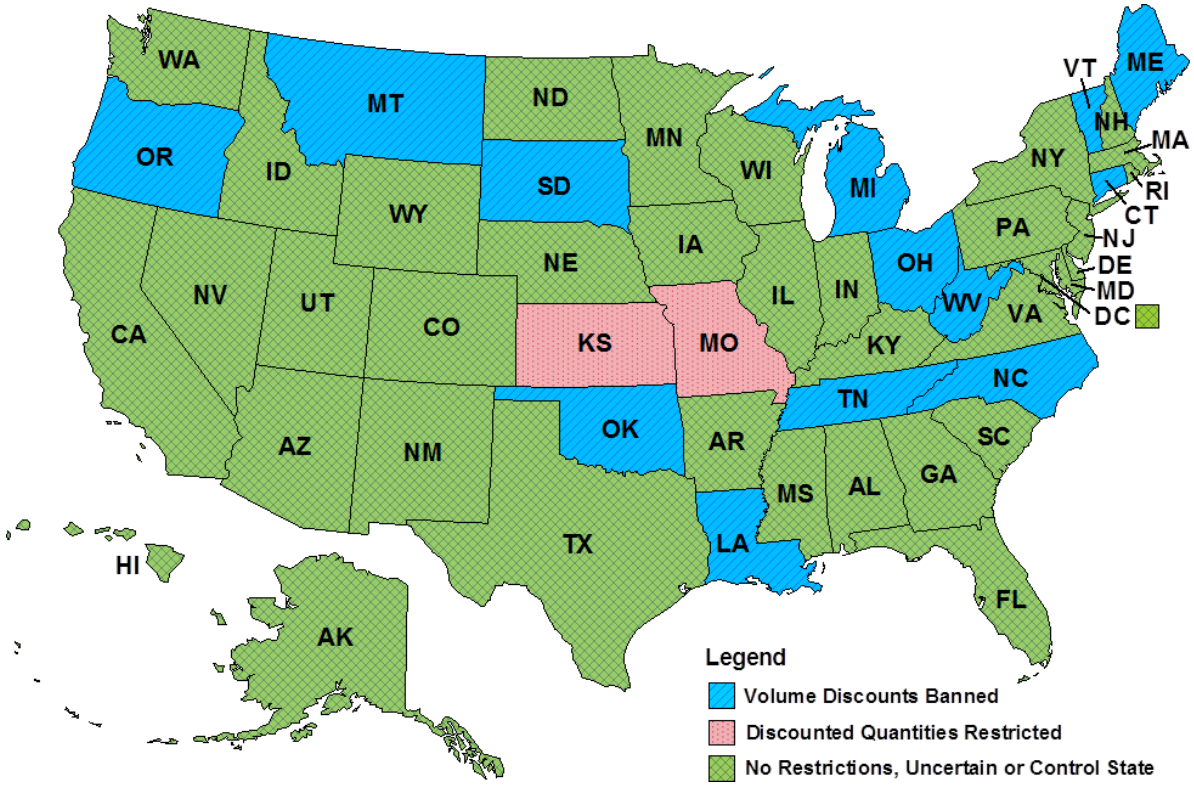

Exhibit 4.3.56: Minimum Markup, Maximum Discount for Beer as of January 1, 2012

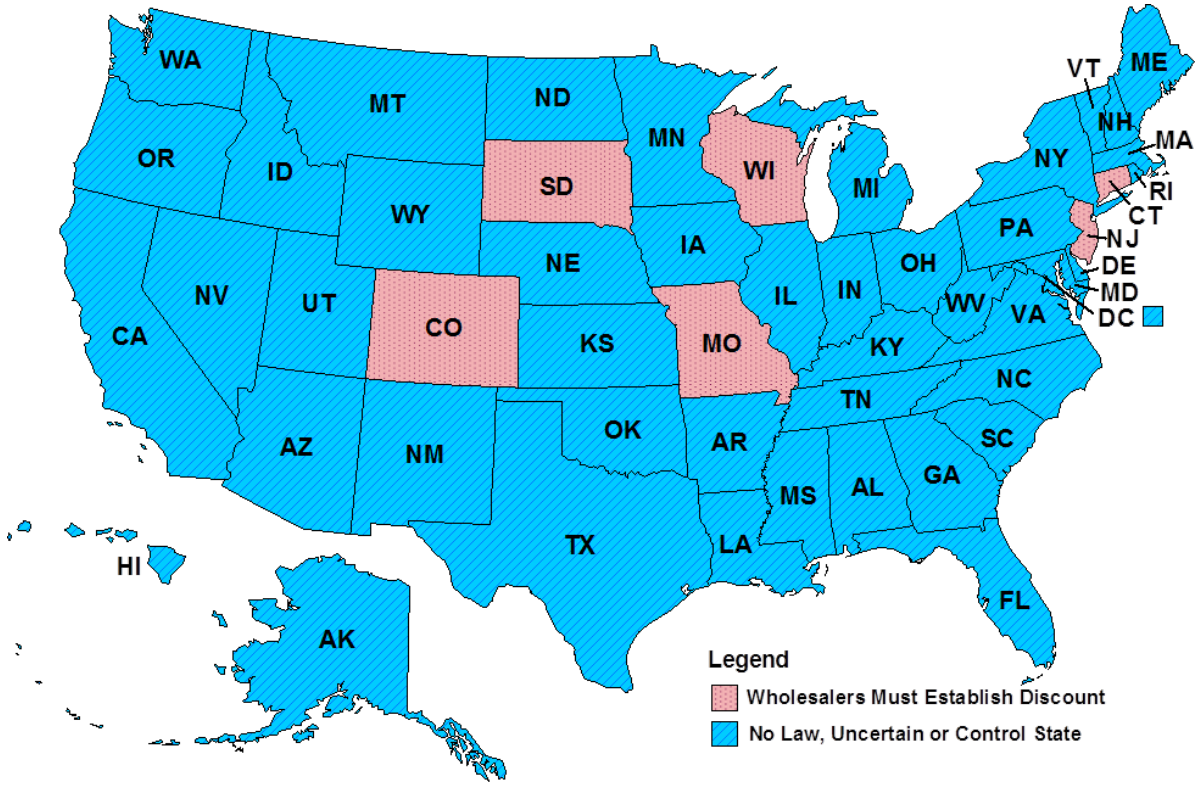

Exhibit 4.3.57: Post-and-Hold Requirements for Beer as of January 1, 2012

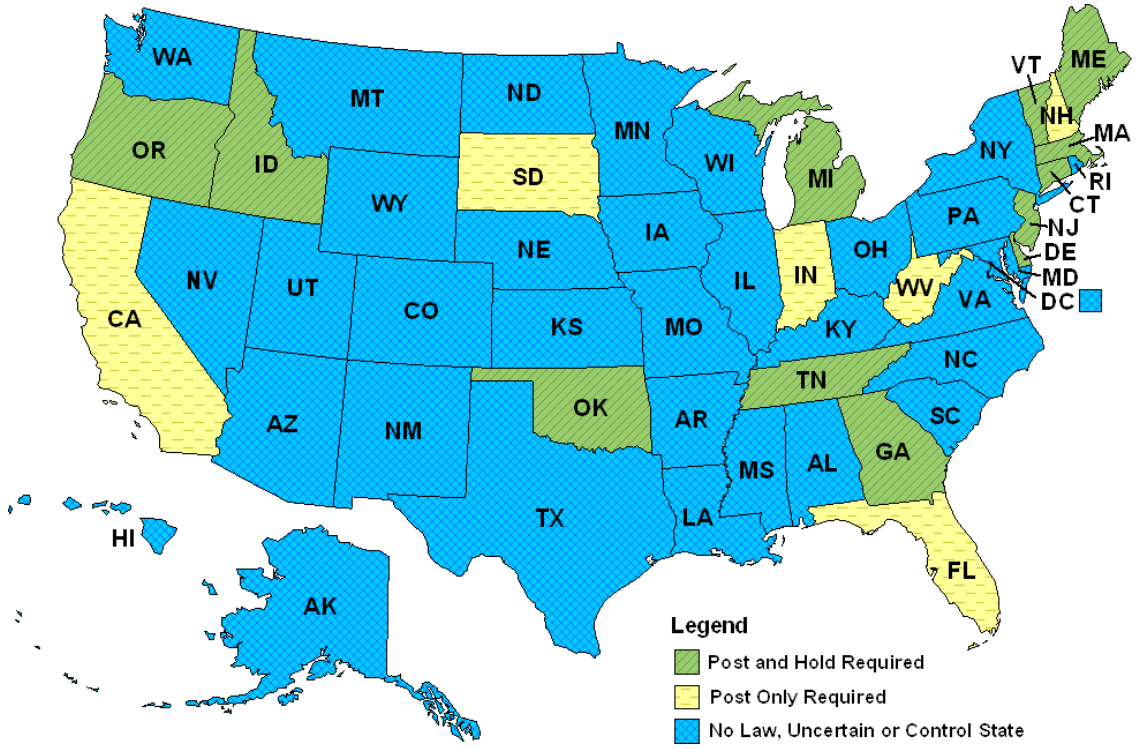

Exhibit 4.3.58: Retail Credit for Beer as of January 1, 2012

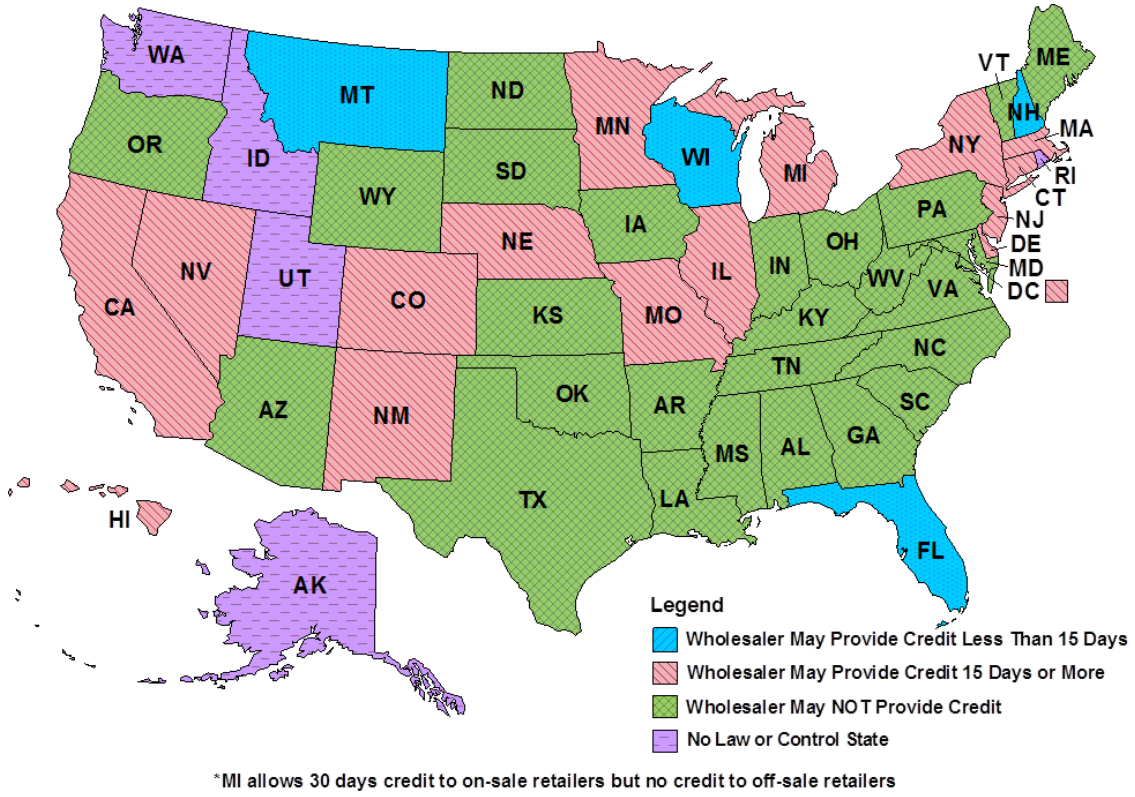

*MI allows 30 days credit to on-sale retailers but no credit to off-sale retailers

References and Further Information

Legal research and data collection for this topic are planned and managed by SAMHSA and conducted under contract by The CDM Group, Inc. To see definitions of the variables for this policy, go to Appendix B. For further information and background see:

Chaloupka, F. (2008). *Legal challenges to state alcohol control policy: An economist's perspective.* Presentation at the Alcohol Policy 14 Conference, San Diego, CA, January 28, 2008.

Gruenwald, P., et al. (2006). Alcohol prices, beverage quality, and the demand for alcohol: Quality substitutions and price elasticities. *Alcoholism: Clinical and Experimental Research, 30*, 96–105.

National Research Council and Institute of Medicine. (2003). *Reducing underage drinking: A collective responsibility*. Washington, DC: National Academies Press.

State Reports

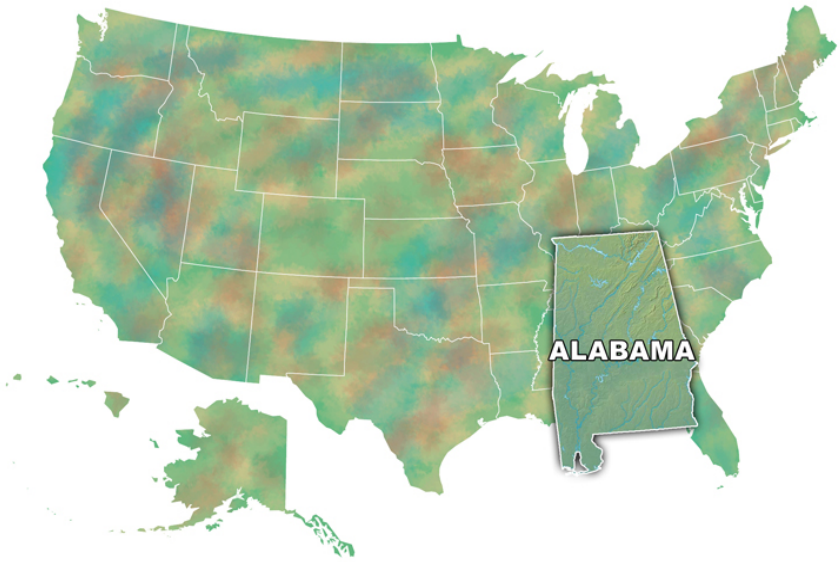

Alabama

State Profile and Underage Drinking Facts*

State Population: 4,802,740
Population Ages 12–20: 593,000

	Percentage	Number
Ages 12–20		
Past-Month Alcohol Use	21.5	127,000
Past-Month Binge Alcohol Use	13.2	78,000
Ages 12–14		
Past-Month Alcohol Use	5.7	10,000
Past-Month Binge Alcohol Use	2.5	4,000
Ages 15–17		
Past-Month Alcohol Use	17.1	34,000
Past-Month Binge Alcohol Use	11.5	23,000
Ages 18–20		
Past-Month Alcohol Use	38.9	83,000
Past-Month Binge Alcohol Use	23.7	51,000
Alcohol-Attributable Deaths (under 21)		100
Years of Potential Life Lost (under 21)		5,972
	Percentage of All Traffic Fatalities	**Number**
Traffic Fatalities, 15- to 20-Year-Old Drivers with BAC > 0.01	23.0	38

* See Appendix C for data sources.

Laws Addressing Minors in Possession of Alcohol

Underage Possession of Alcohol

Possession is prohibited—no explicit exceptions noted in the law.

Underage Consumption of Alcohol

Consumption is prohibited—no explicit exceptions noted in the law.

Internal Possession by Minors

Internal possession is not explicitly prohibited.

Underage Purchase of Alcohol

Purchase is prohibited, but youth may purchase for law enforcement purposes.

False Identification for Obtaining Alcohol

Provision(s) Targeting Minors

- Use of a false ID to obtain alcohol is a criminal offense
- Penalty may include driver's license suspension through a judicial procedure.

Provisions Targeting Retailers

- No statutory affirmative defense—statutes do not provide an affirmative defense related to retailer's belief that the minor was 21 years of age or older..

Laws Targeting Underage Drinking and Driving

BAC Limits: Youth (Underage Operators of Noncommercial Motor Vehicles)

- BAC limit: 0.02
- BAC level at or above the limit is per se (conclusive) evidence of a violation
- Applies to drivers under age 21

Loss of Driving Privileges for Alcohol Violations by Minors ("Use/Lose Laws")

Use/lose penalties apply to minors under age 21.

Type(s) of Violation Leading to Driver's License Suspension, Revocation, or Denial

- Underage purchase
- Underage possession
- Underage consumption

Authority To Impose Driver's License Sanction

- Mandatory

Length of Suspension/Revocation

- Minimum: 90 days
- Maximum: 180 days

Graduated Driver's License

Learner Stage
- Minimum entry age: 15
- Minimum learner-stage period: 6 months
- No minimum supervised driving requirement with driver education; 30 hours without

Intermediate Stage
- Minimum age: 16
- Unsupervised night driving
  - Prohibited after: 12 a.m.
  - No primary enforcement of the night-driving rule
- Passenger restrictions exist: No more than one passenger, excluding parent or guardian
  - No primary enforcement of the passenger-restriction rule

License Stage
- Minimum age to lift restrictions: 17

Laws Targeting Alcohol Suppliers

Furnishing Alcohol to Minors

Furnishing is prohibited—no explicit exceptions noted in the law.

Compliance Check Protocols

Age of Decoy
- Minimum: 16
- Maximum: 19

Appearance Requirements
- Males: No beard
- Females: No heavy makeup

ID Possession
- Required

Verbal Exaggeration of Age
- Prohibited

Decoy Training
- Mandated

Penalty Guidelines for Sales to Minors

- Time period/conditions: 4 years
- First offense: $750 fine and no hearing
- Second offense: $1,000 fine and no hearing
- Third offense Hearing required

Note: Board has the authority to impose fines up to $1,000 or invoke a suspension/revocation of up to 1 year.

Responsible Beverage Service

Voluntary Beverage Service Training
- Applies to both on-sale and off-sale establishments
- Applies to both new and existing outlets

Incentives for Training
- Mitigation of fines or other administrative penalties for sales to minors
- Protection against license revocation for sales to minors

Minimum Ages for Off-Premises Sellers

- Beer: Not specified
- Wine: Not specified
- Spirits: 21

Condition(s) That Must Be Met in order for an Underage Person To Sell Alcoholic Beverages
- Manager/supervisor is present.

Note: A minor employee of an off-premises retail licensee may handle, transport, or sell beer or table wine, provided there is an adult employee in attendance at all times.

Minimum Ages for On-Premises Sellers

- Beer: 19 for servers and 21 for bartenders
- Wine: 19 for servers and 21 for bartenders
- Spirits: 19 for servers and 21 for bartenders

Condition(s) That Must Be Met in order for an Underage Person To Sell Alcoholic Beverages
- Manager/supervisor is present.

Distance Limitations for New Alcohol Outlets Near Universities and Schools

Colleges and Universities
Limitations on outlet siting:
- Off-premises outlets: Yes—within 1 mile
- On-premises outlets: Yes—within 1 mile
- Alcohol products: Beer, wine, spirits

Primary and Secondary Schools
No distance limitation

Dram Shop Liability

Statutory liability exists.

Social Host Liability Laws

Statutory liability exists.

Host Party Laws

Social host law is specifically limited to underage drinking parties.
- Action by underage guest that triggers violation: Possession, consumption.
- Property type(s) covered by liability law: Residence, other.

- Standard for hosts' knowledge or action regarding the party: Knowledge—host must have actual knowledge of the occurrence.
- Preventive action by the host negates the violation.

Note: Alabama's provision requires that the adult social host be in attendance at the gathering or party in order for a violation to occur. The "preventive action" provision in Alabama requires the prosecution to prove that the host failed to take preventive action.

Retailer Interstate Shipments of Alcohol

Retailer interstate shipments are prohibited for all types of beverages.

Direct Sales/Shipments of Alcohol by Producers

Direct sales/shipments from producers to consumers are not permitted.

Keg Registration

Registration not required

Alcohol Pricing Policies

Home Delivery

- Beer: Prohibited
- Wine: Prohibited
- Spirits: Prohibited

Alcohol Tax

- Beer (5 percent alcohol): Specific excise tax is $1.05 per gallon.
- Wine (12 percent alcohol): Control state
- Spirits (40 percent alcohol): Control state

Drink Specials

- Free beverages: Not prohibited
- Multiple servings at one time: Not prohibited
- Multiple servings for same price as single serving: Prohibited
- Reduced price at specified day or time: Not prohibited, but not permitted before 10 a.m. or after 9 p.m.
- Unlimited beverages: Not prohibited
- Increased volume: Not prohibited

Wholesale Pricing

Pricing restrictions exist.

Beer (5 percent alcohol)

- Retailer credit: Not permitted

Wine (12 percent alcohol)

- Retailer credit: Not permitted

Spirits (40 percent alcohol)

- Control state

Alabama State Survey Responses

State Agency Information	
Agency with primary responsibility for enforcing underage drinking laws:	
Alabama Alcoholic Beverage Control (ABC) Board Enforcement Division	
Methods by which local and state enforcement agencies coordinate their efforts to enforce laws prohibiting underage drinking:	
ABC Enforcement works with local Police Departments conducting minor operations for alcohol.	
Enforcement Strategies	
State law enforcement agencies use:	
Cops in Shops	Yes
Shoulder Tap Operations	No
Party Patrol Operations or Programs	Yes
Underage Alcohol–Related Fatality Investigations	No
Local law enforcement agencies use:	
Cops in Shops	No
Shoulder Tap Operations	No
Party Patrol Operations or Programs	No
Underage Alcohol–Related Fatality Investigations	No
State has a program to investigate and enforce direct sales/shipment laws	No
Primary state agency responsible for enforcing laws addressing direct sales/shipments of alcohol to minors	Not applicable
Such laws are also enforced by local law enforcement agencies	No data
Enforcement Statistics	
State collects data on the number of minors found in possession	Yes
Number of minors found in possession[1] by state law enforcement agencies	757
Number pertains to the 12 months ending	09/30/2011
Data include arrests/citations issued by local law enforcement agencies	No
State conducts underage compliance checks/decoy operations[2] to determine if alcohol retailers are complying with laws prohibiting sales to minors	Yes
Data are collected on these activities	Yes
Number of licensees checked for compliance by state agencies	4,564
Number of licensees that failed state compliance checks	418
Numbers pertain to the 12 months ending	09/30/2011
Local agencies conduct underage compliance checks/decoy operations to determine if alcohol retailers are complying with laws prohibiting sales to minors	Yes
Data are collected on these activities	No
Number of licensees checked for compliance by local agencies	Data not collected
Number of licensees that failed local compliance checks	Data not collected
Numbers pertain to the 12 months ending	Data not collected

Sanctions	
State collects data on fines imposed on retail establishments that furnish minors	No
Number of fines imposed by the state[3]	Data not collected
Total amount in fines across all licensees	Data not collected
Numbers pertain to the 12 months ending	Data not collected
State collects data on license suspensions imposed on retail establishments specifically for furnishing minors	No
Number of suspensions imposed by the state[4]	Data not collected
Total days of suspensions across all licensees	Data not collected
Numbers pertain to the 12 months ending	Data not collected

State collects data on license revocations imposed on retail establishments specifically for furnishing minors	No
Number of license revocations imposed[5]	Data not collected
Numbers pertain to the 12 months ending	Data not collected

Additional Clarification

None given

[1] Or having consumed or purchased per state statutes.
[2] Underage compliance checks/decoy operations to determine whether alcohol retailers are complying with laws prohibiting sales to minors.
[3] Does not include fines imposed by local agencies.
[4] Does not include suspensions imposed by local agencies.
[5] Does not include revocations imposed by local agencies.

Underage Drinking Prevention Programs Operated or Funded by the State: Programs SPECIFIC TO Underage Drinking

Baldwin County Mental Health Center (MHC)	
Number of youth served	500
Number of parents served	250
Number of caregivers served	No data
Numbers pertain to the 12 months ending	09/30/2011
Program has been evaluated	Yes
Evaluation report is available	No
URL for evaluation report	Not applicable
URL for more program information	No data

Program description:

Baldwin Star Search (High School Talent Competition)

Baldwin Star Search took place on April 30, 2011. The Baldwin County Community Alliance (BCCA) created this no charge, alcohol and drug-free event for students and families in Baldwin County. The purpose was to show high school students, during their most impressionable years, that they do not need alcohol or drugs in order to have fun. The event was open to the public, but attending students from Baldwin County Schools signed a pledge card to enter. This event was open to students, parents, and community members as an alcohol- and drug-free family fun activity.

Each high school conducted a talent contest from which the first- and second-place winners went on to represent their schools at the Baldwin Star Search. As with all of BCCA drug-free events, high school students must sign an alcohol and drug-free pledge card as their free admission to the event. When students entered the event, they were given a ticket that was used for their chance to win door prizes during the event.

Deputy Jeffrey Spaller with the Baldwin County Sheriff's Office spoke during the second intermission and discussed being a leader and role model to younger family members. He also spoke about the impact that being arrested for underage drinking and DUI will have on them and their families. Additionally, Deputy Spaller recounted the story of one of their deputies who was struck head-on by a drunk driver while on a patrol and stressed the importance of the pledge cards.

Mac McClurkin with Alive@25 also spoke during the second intermission. Alive@25's mission is preventing deaths among teen drivers and young adult drivers. Teaching teens and young adults to drive safely is very important, and Alive@25 takes pride in accomplishing this. As driving accidents are preventable, deaths relating to teen driving accidents are also preventable. Teen driving accidents do not have to be the leading cause of death in the US. Alive@25 contributes to this cause by saving lives through education.

Underage Drinking Prevention 30 Second Commercial Contest

BCCA sponsored a 30 Second Commercial contest, which was open to middle and high school

students. Students were asked to use their creative skills to outline a television commercial showing the negative impact of underage drinking, with a focus on the access and availability of alcohol to minors. Participating students wrote a detailed summary of their commercial and submitted a storyboard with their entries. Each school that submitted entries had a school winner selected. The three overall county winners were chosen from the individual school winners and had their commercials produced in Baldwin County by FOX10 TV. The commercials aired for one year, and those that can be converted to radio versions are recorded and aired on local radio stations for a year as well.

Underage Drinking Prevention Billboard Contest

BCCA sponsored a billboard contest, which was open to high school students. High school students were asked to use their creative skills to design a billboard that would deter underage drinking. Participating students designed their ideas on a billboard template, which they submitted to their school's contact person. The first place winner's billboard design was displayed for one year by Lamar Advertising. Lamar Advertising also briefly displayed the first place winner billboard on their four digital billboards for a month, to provide additional exposure.

CED Mental Health Center (MHC)	
Number of youth served	1,300
Number of parents served	142
Number of caregivers served	36
Numbers pertain to the 12 months ending	09/30/2011
Program has been evaluated	Yes
Evaluation report is available	No
URL for evaluation report	Not applicable
URL for more program information	No data

Program description: The program used a multiplicity of evidence-based curricula to address underage drinking.

Cheaha Regional Mental Health Center (MHC)	
Number of youth served	8,230
Number of parents served	316
Number of caregivers served	No data
Numbers pertain to the 12 months ending	09/30/2011
Program has been evaluated	Yes
Evaluation report is available	No
URL for evaluation report	Not applicable
URL for more program information	No data

Program description: Environmental program included town hall meetings (called Real Talk Meetings) and Safety Line (a 24-hour manned line to call and report underage drinking activities [e.g., house parties, field parties, underage alcohol sales]). Safety Line was in cooperation with Lake Martin Area United Way 2-1-1. Efforts to expand the coalition included several media/marketing campaigns (Charter Cable, Lamar Outdoor Advertising [billboards]) and educating the city council about issues surrounding underage alcohol use.

Chilton Shelby Mental Health Center (MHC)	
Number of youth served	942
Number of parents served	80
Number of caregivers served	No data
Numbers pertain to the 12 months ending	Yes
Program has been evaluated	Yes
Evaluation report is available	No
URL for evaluation report	Not applicable
URL for more program information	No data

Program description: The program used multiple evidence-based curricula within the school system targeting youth, peers, and parents.

Council on Substance Abuse (COSA)

Number of youth served	2,157
Number of parents served	30
Number of caregivers served	No data
Numbers pertain to the 12 months ending	09/30/2011
Program has been evaluated	Yes
Evaluation report is available	No
URL for evaluation report	Not applicable
URL for more program information	No data

Program description: COSA provided the following underage drinking activities:

Trinity Broadcasting Network Interview (2)—provided a segment on the dangers of alcohol, tobacco, and drugs and how it affects the youth in Montgomery. Spoke about the dangers of alcohol and energy drink mixtures and about the new phase alcoholic energy drinks (AEDs) hitting the markets and about the specific dangers these drinks cause among the teen and college population.

Radio Interview at Clear Channel Radio—participated in a radio interview at Clear Channel Radio with members of their youth program called Hot Shots. Members of Hot Shots asked questions regarding underage drinking and substance abuse, and they took live calls from the public.

Parents Who Host Lose The Most Campaign Public Service Announcement (PSA)—participated in a filming of a PSA for the Parents Who Host Lose The Most Campaign. Two students and the principal from Lee High School participated in the PSA. The PSA aired on WCOV FOX during *American Idol* and the *American Idol* Results Show.

Parents Who Host, Lose The Most Student Presentations—conducted two presentations: one at Lee High School for all 11th- and 12th-grade students, and one at Lanier High School for all 11th- and 12th-grade students, for the Parents Who Host, Lose The Most Campaign.

Parents Who Host, Lose The Most Parents Presentation—participated in the Parents Who Host, Lose The Most Campaign Parents Meeting from 6 p.m. to 8:30 p.m. at Lee High School. The PSA that was filmed at Lee High School for the Parents Who Host Lose the Most Campaign was shown at the parents' meeting.

Faulkner University Alcohol Screenings—participated in the National Alcohol Screening Survey. The survey was administered to any student willing to participate. Information provided on the dangers of substance abuse.

Auburn University Montgomery (AUM) Alcohol Screenings—participated in the National Alcohol Screening Survey. The survey was administered to any student willing to participate. Information provided on the dangers of substance abuse.

Troy State University Montgomery (TSUM) Alcohol Screenings—participated in the National Alcohol Screening Survey. The survey was administered to any student willing to participate. Information provided on the dangers of substance abuse.

Alabama State University (ASU) Alcohol Screenings—participated in the National Alcohol Screening Survey. The survey was administered to any student willing to participate. Information provided on the dangers of substance abuse.

Youth Forum—held its first Annual ONE Community, ONE Family, ONE Montgomery Hear Me Out Youth Forum. The Youth Forum was held at Abernathy Hall on the Alabama State University campus. Two youth advisory boards from the Council on Substance Abuse and the Hot Shots for Hot 105.7 served on the panel. They answered questions on violence, self-esteem, relationships, teen pregnancy, alcohol, drugs, body image, and community. After the forum, everyone participated in a unity walk to Oak Park, where they enjoyed a barbeque and watched the Chisholm Community Center and T.S. Morris karate teams perform.

Cheer Out Against Underage Drinking—hosted a "Cheer Out Against Underage Drinking" Cheer Competition from 11 a.m. to 1 p.m. at the Kershaw Y. The event was held to make the community aware of the issues surrounding underage drinking. Three local Montgomery teams participated in the event and made up two chants on why youth should not drink alcohol.

Kicking Drugs and Alcohol out of our Communities Kickball Tournament—hosted a "Kicking Drugs & Alcohol Out of Our Communities" Kickball Tournament on July 22, 2011, from 11 a.m. to 3 p.m. at Oak Park. This event focused on uniting the Community Centers, Boys & Girls Clubs, and Ys. The specific objective of this program was to host a fun and educational community event that focused on the dangers of alcohol, tobacco, and drugs. Each participant received a bag full of informational brochures on the dangers of alcohol, tobacco and drugs to take home and share with their parents.

"Why the Buzz" Essay Contest—Youth Advisory Board at the Council on Substance Abuse-National Council on Alcoholism and Drug Dependence (NCADD) hosted the "Why the Buzz" essay contest at Alabama State University from 12 p.m. to 3:00 p.m. The Youth Advisory Board's essay topic was: "As a teen, what can you do to prevent underage drinking amongst your peers?" They received over 250 essays from Montgomery Public High Schools.

Covington County Children's Policy Council Coalition

Number of youth served	5,939
Number of parents served	No data
Number of caregivers served	No data
Numbers pertain to the 12 months ending	09/30/2011
Program has been evaluated	No data
Evaluation report is available	Not applicable
URL for evaluation report No data	No data
URL for more program information	http://www.covingtonkids.com

Program descriptions:

1. In 2011, the Covington County Children's Policy Council Coalition (CCCPCC) started a workplace drug prevention education program to offer parental substance abuse to families. Coalition Chairman Judge Frank "Trippy" McGuire, along with Coalition staff, conducted three workplace development programs with drug prevention elements with the county's largest businesses of employment, including Alabama Power Co., Alabama Gas District, and Covington Electric Cooperative. The purpose of the programs is to provide parents/adults with information, community education, and raising drug prevention awareness in the area. The program served 250 people in their workplaces in 2011.

2. Drug-Free Uniform Patch Project for youth ages 8 to 17, participating in Andalusia and Opp Parks and Recreation athletic programs. More than 1,000 community athletes in Andalusia and 500 in Opp participated in this program during fall 2011. Another aspect of this program includes providing parents with information that addresses several issues like making sure alcohol and/or medications in the home are locked up and promising not to serve alcohol to underage youth.

3. Peer Helper Programs in six high schools across Covington County train approximately 125 student peer helpers community advocates against all forms of substance abuse. The Peer Helpers present anti-substance abuse messages to middle school students, grades 6 to 8, each spring. Peer Helpers also make unique presentations in their high schools (grades 9 to 12) during the school year, including anti-drinking and driving programs named "Staying Alive" to reach fellow high school students right before spring break, reaching 445 at Andalusia High School and 350 at Opp High School in 2011.

4. Kids Against Prescription Pills (KAPP) is a new program in Covington County whereby the Drug Task Force Agents and former addicts speak to approximately 1,500 middle school students (grades 6 to 8). KAPP conducts this program during the months of February, March, and April of each school year.

5. A Distracted and Impaired Driving Program with Fatal Vision Goggles is conducted every October by the Covington County Sheriff's Department, provided at the following locations: the Covington County Fair reaching 12,262 participants, the Opp Rattlesnake Rodeo reaching 8,000 participants, and three school systems reaching 1,084 students in 2011.

6. Newsletters for parents of 6th graders in Covington County are sent out each month to each of the middle schools during the school year. A total of 464 newsletters are sent out each month to parents to promote drug and alcohol awareness to the youth and their parents. A local licensed counselor, Brent Cosby, contributes a monthly column called "Cosby's Corner," which is based on parenting skills and drug prevention for families.

7. A Religious Leaders Symposium is conducted each fall, where youth leaders and pastors are invited to hear the latest Pride Survey results from the three school systems in Covington County. Area religious leaders are given this information to take back to their own churches to provide positive guidance and parenting skills to the parents and families in their congregations. In 2011, 55 pastors attended this program.

8. To offer a pro-social support and a drug-free community activity for teens, in February 2011, the Coalition, local law enforcement, peer helpers, local attorneys, judges, mental health professionals, and area churches sponsored the first "59 Minutes: The Weak End" event. This community event was an interactive drama where youth experience the consequences of drunk driving by visiting various "stages" of the process in 59 minutes. Over 100 volunteers helped in this effort, and over 350 youth and adults attended.

9. August 2011, the Covington County Alcohol Beverage Control Board (a Coalition member) sponsored an underage drinking prevention program for two of the largest high schools in the area. Andalusia High and Straughn High each had 450 students in attendance. The presentation included a teenager who had been severely injured in a car accident as a result of driving under the influence. This teenager has made a lifetime commitment to speak to other young people about the dangers of drinking and driving and how it can change one's life forever.

Dothan-Houston County Substance Abuse Partnership

Number of youth served	5,000
Number of parents served	No data
Number of caregivers served	No data
Numbers pertain to the 12 months ending	09/30/2011
Program has been evaluated	Yes
Evaluation report is available	No
URL for evaluation report	Not applicable
URL for more program information	http://www.wiregrasspartnership.com

Program description: The Dothan-Houston County Substance Abuse Partnership is a nonprofit coalition that has been in existence since 1991 and has been funded as a drug-free community in the past. The following programs serving youth focus on underage drinking:

1. Dying High II, Human Relations Media
2. Too Much, The Extreme Dangers of Binge Drinking, Human Relations Media
3. Drugged Driving, the Road to Disaster, Human Relations Media
4. Dying High: Teens in the ER, Human Relations Media
5. Prom Promise
6. LifeSkills
7. Youth Council Activities
8. Summer Programs (puppet shows, skits)

East Alabama Mental Health

Number of youth served	2,518
Number of parents served	126
Number of caregivers served	126
Numbers pertain to the 12 months ending	09/30/2011
Program has been evaluated	Yes
Evaluation report is available	No
URL for evaluation report	Not applicable
URL for more program information	No data

Program description: Project Success, Protecting You Protecting Me, Project Alert, "Keep the Keys" presentations

Gateway Substance Abuse (SA) Prevention Program and Positive Reinforcement of Uplifting Development Program (PROUD)

Number of youth served	1,690
Number of parents served	No data
Number of caregivers served	No data
Numbers pertain to the 12 months ending	09/30/2011
Program has been evaluated	Yes
Evaluation report is available	No
URL for evaluation report	Not applicable
URL for more program information	No data

Program description: Targets children and youth ages 6 to 18 who reside in families who abuse substances, are economically disadvantaged, and have limited family involvement, low self-esteem, and high levels of family conflict.

The program is facilitated via in-group formats at Rutledge Middle School. Topics focus on identifying supportive people in the participants' lives, coping skills, dangers of substance use, decisionmaking skills, stress management, improving social functioning, and communication skills. Other topics are available by special request, based on the needs of the participants.

School counselors, teachers, and other school personnel identify and refer youth to participate in the program. The youth are referred to the program and the program facilitator confirms eligibility. The evidence-based curricula Too Good For Drugs and Life Skills are used.

The department closely collaborates with local schools, churches, after-school programs, and other agencies to facilitate these programs. The substance abuse prevention program is provided during the school day. Each group meets for approximately 1 hour for 10 sessions. The groups are very interactive and encourage participants to share their own experiences, learn new skills, develop healthy peer relationships, and improve family interactions. The program also goes to schools, churches, and communities and facilitate presentations on substance abuse topics.

PROUD was developed by Gateway. The PROUD program provides substance use prevention programs to middle school youth. The PROUD Program is held after school twice a week on Mondays and Wednesdays, from 3 to 5 p.m. and during the summer on Mondays through Thursdays (11 a.m. to 3:30 p.m.) for 6 weeks. PROUD is facilitated at the Highland Center, located at 904 9th Avenue. The same students who participate in the prevention education groups at Rutledge Middle School will also participate in the PROUD program. The program consists of: life skills classes, drug prevention information, recreational/social activities, and service learning activities. These youth participate in programs focusing on increasing general life skills such as communication skills, decisionmaking skills, resisting peer pressure, conflict resolution, self-esteem, and assertiveness training.

The overall goal of PROUD is to decrease the risk factors associated with youths' favorable attitudes toward substance use and early initiation of substance use. The program also focuses on increasing the protective factors of social opportunities, skill building, and bonding for youth.

Hoover Coalition Promoting a Safe & Healthy Community/Safe & Drug Free School

Number of youth served	3,051
Number of parents served	61
Number of caregivers served	No data
Numbers pertain to the 12 months ending	05/31/2011
Program has been evaluated	No data
Evaluation report is available	No data
URL for evaluation report	No data
URL for more program information	No data

Program description: Botvin LifeSkills Training was used with three middle schools; Building Assets Reducing Risks with two high schools; Toward No Drug Abuse with two high schools; and Class Action with two high schools.

Mental Healthcare of Cullman

Number of youth served	2,364
Number of parents served	No data
Number of caregivers served	No data
Numbers pertain to the 12 months ending	09/30/2011
Program has been evaluated	Yes
Evaluation report is available	No
URL for evaluation report	Not applicable
URL for more program information	No data

Program description: "Heads Up! Rise Above the Influence" is on the campus of Wallace State Community College in Hanceville, AL, and is a part of prevention efforts through Mental Healthcare of Cullman. Heads Up! is a campuswide responsible drinking project. The project promotes a safe and healthy lifestyle among all students and intervenes with high-risk students to reduce dangerous levels of drinking and the incidence of problems resulting from heavy consumption. The program takes an environmental approach and tries to be all-inclusive on campus, becoming integrated in as many areas as possible. Campus administration has been supportive and cooperative over the past 6 years. The number of youth served above does not include the students 21 and over who are included in the program for which work is done to reduce binge drinking.

Mental Health Center (MHC) of Madison County

Number of youth served	300
Number of parents served	25
Number of caregivers served	40
Numbers pertain to the 12 months ending	09/30/2011
Program has been evaluated	Yes
Evaluation report is available	No
URL for evaluation report	Not applicable
URL for more program information	http://www.mhcnca.org

Program description: The MHC Substance Abuse Prevention Program provides education to increase awareness in the area of alcohol and other drug prevention, intervention, treatment, and recovery. The purpose of the Prevention Program is to keep children safe and healthy while preventing and/or delaying the initiation of using alcohol, tobacco, and drugs; build emotional health; prevent or delay onset; and mitigate symptoms and complications from substance abuse and mental illness. Referral sources are parents, schools, and community organizations.

Mental Health Center (MHC) of North Central Alabama

Number of youth served	No data
Number of parents served	No data
Number of caregivers served	No data
Numbers pertain to the 12 months ending	09/30/2011
Program has been evaluated	Yes
Evaluation report is available	No
URL for evaluation report	Not applicable
URL for more program information	http://www.mhcnca.org

Program description: MHC of North Central Alabama provided the following environmental strategies funded by the state specific to underage drinking:

Raise awareness of the need to decrease underage sale of alcoholic beverages and to educate the community about the high noncompliance rate of alcohol sales to minors in Decatur:

- National Red Ribbon Week—distributed materials and participated in Red Ribbon March.
- Alcohol-free weekend on college campuses—informational materials distributed.

- Alcohol Awareness Month—published digital and print billboards and distributed awareness materials.
- Operation Prom/Graduation—distributed awareness materials to limousine drivers/companies reminding them to help stop underage drinking during prom season, produced and delivered "no drinking on prom night" reminders to florists and tuxedo rental shops for placement on their products at prom time, and published print billboards for prom season.
- Published *Decatur Daily* newspaper advertisements and high school athletic program advertisements for the "Parents Who Host Lose the Most" program.
- In conjunction with Morgan County Substance Abuse Network (MCSAN), as indicated by The Drug-Free Action Alliance program "Parents Who Host, Lose the Most," purchased and utilized materials from kits that contained best-practice ideas, fact sheets, media releases, newsletter articles, and other campaign materials. Published "Parents Who Host" print billboards in Decatur.

Coordinate with MCSAN to assist ABC Board with conducting Responsible Vendor Program (RVP) educational training with vendors/merchants from Morgan County in September 2011:

- Distributed positive incentives for vendors who complete the training and/or who improve their compliance efforts.
- Encouraged licensed vendors to post legal warning signs.
- Provided educational materials to vendors/merchants who attend the trainings about the importance of compliance with laws concerning sales of alcohol to minors.

Additional information about implementation of the "Parents Who Host" program:

"Parents Who Host, Lose The Most: Don't be a party to teenage drinking" is a national public awareness campaign designed to raise awareness of the dangers and legal ramifications of providing alcohol to minors. This campaign began in December 2009.

- "Parents Who Host" public service announcements have aired on WAAY-TV. Since December 2009, the PSA aired over 200 times for more than 1,372,000 gross impressions each year. Gross impressions are the total number of unduplicated people or households represented by a given media schedule. The PSA is currently airing on WAAY-TV and will continue to air through September 2012.
- Billboards have been placed in various locations throughout Decatur and Morgan County. Exposure for these billboards reached over 4 million people.
- Print ads have been placed in the *Decatur Daily* newspaper. Total readership in a 3-month time period is approximately 1,120,000. Since 2010, print ads were also included each fall in the *Decatur Daily Football Special*. Total readership for those days was approximately 210,000.
- "Parents Who Host" ads were placed in sports programs in several high schools in Morgan County. More than 3,500 programs were printed each year.
- In 2011, information promoting "Parents Who Host" for a safe and drug-free prom night was distributed to local florists, tuxedo and formal wear shops, limo services, and hotels.

Mountain Lakes Behavioral Healthcare

Number of youth served	1,263
Number of parents served	160
Number of caregivers served	No data
Numbers pertain to the 12 months ending	09/30/2011
Program has been evaluated	Yes
Evaluation report is available	Yes
URL for evaluation report	No data
URL for more program information	No data

Program description: The following curriculums were delivered throughout the year with embedded emphasis on underage drinking: Brain Power! (National Institute on Drug Abuse [NIDA]); Slick Tracy (Project Northland); Amazing Alternatives (Project Northland); Powerlines (Project Northland); Class Action (Project Northland); Protecting You/Protecting Me (Mothers Against Drunk Driving [MADD]/ National Registry of Evidence-based Programs and Practices [NREPP]); Positive Action (NREPP); Too

Good For Drugs (NREPP); Too Good For Violence (NREPP); Drugasaurs! (Clearinghouse); Supportive Education for Children of Addicted Parents (NREPP); Al's Pal's (NREPP); and Here, Now, and Down the Road (NREPP).

The following environmental efforts addressed UAD directly with kids/parents: (1) Students Against Destructive Decisions (SADD) Conference in Gadsden, with about 300 youths participating, 30 from the high school club; and (2) CASA Breakfast, with 40 participants.

Partnership for a Drug-Free Community (DFC)

Number of youth served	365
Number of parents served	No data
Number of caregivers served	No data
Numbers pertain to the 12 months ending	09/30/2011
Program has been evaluated	Yes
Evaluation report is available	No data
URL for evaluation report	No data
URL for more program information	No data

Program description: LifeSkills Training was provided at two middle schools in three separate sessions with funding from the Alabama Department of Public Health, including a session on underage drinking.

Shelby County Drug-Free Coalition (DFC)

Number of youth served	4205
Number of parents served	2301
Number of caregivers served	249
Numbers pertain to the 12 months ending	09/30/2011
Program has been evaluated	No data
Evaluation report is available	No data
URL for evaluation report	No data
URL for more program information	http://www.familyconnection-inc.org http://www.shelbycountydrugfreecoalition.org

Program description: The Shelby County DFC offered a multiplicity of programming specific to underage drinking to include the following:

- Youth reached through in-class presentations (noncurriculum but includes underage drinking)
- Meetings with Peer Helper groups (includes presentations on underage drinking and planning alcohol awareness weeks)
- Two awareness weeks
- Faculty trainings
- Parents education
- Community displays (handing out information on underage drinking)
- Parent handbooks: 28,880
- Paid advertisements addressing underage drinking in the *Shelby County Reporter* (print, e-mail, web)
- Paid advertisements in special magazines

The Shelby County DFC also sponsored fence signs with underage drinking messages at six high schools for football season.

Southwest Alabama Behavioral Healthcare Systems

Number of youth served	No data
Number of parents served	No data
Number of caregivers served	No data
Numbers pertain to the 12 months ending	09/30/2011
Program has been evaluated	Yes
Evaluation report is available	No
URL for evaluation report	Not applicable
URL for more program information	http://www.sawamh.com

Program description: The following environmental approach to help prevent underage drinking was used:

The anonymous prevention 24-hour tip line that was already accessible in Escambia County was extended to Clarke, Conecuh, and Monroe counties, to increase awareness of underage drinking and drug use for FY2011-2012. As awareness and usage of the tip line increases, access and availability will decrease, enforcement of existing laws will increase, and community norms about the acceptability of underage drinking and drug use will change. Parents and store/property owners will become aware that they are at increased risk for being reported for condoning and/or illegally supplying alcohol to minors in Escambia, Clarke, Monroe, and Conecuh counties.

Number of People Served: Approximately 105,000 (estimated number of people in the four counties where the tip line is available)

Ages: Unknown

SpectraCare

Number of youth served	No data
Number of parents served	No data
Number of caregivers served	No data
Numbers pertain to the 12 months ending	09/30/2011
Program has been evaluated	Yes
Evaluation report is available	No
URL for evaluation report	Not applicable
URL for more program information	http://www.spcare.com

Program description: SpectraCare, in collaboration with Geneva County DFC, hosted a forum with five speakers to address the issue of underage drinking with a goal of raising awareness of the problem and generating ideas for addressing the problem.

Underage Drinking Prevention Programs Operated or Funded by the State: Programs RELATED TO Underage Drinking

Botvin's LifeSkills
Community Trials Intervention to Reduce High-Risk Drinking
Incredible Years
Keeping it Real
Parent Project
Positive Action
Power Talk 21
Project Alert
Promoting Alternative Thinking Strategies
Protecting You - Protecting Me
Safe Dates
Second Step
Skills for Success
Smart Moves
Smart Team
Too Good for Drugs
Too Good for Drugs & Violence

URL for more program information	No data

Program description: The above-listed curricula are currently being used by a number of prevention providers (32), coalitions/drug-free communities (22), and regional clearinghouses (2) to underscore and raise awareness of underage drinking. In addition to the specific programs detailed in the previous section, the University of Alabama at Birmingham (UAB) Substance Abuse Program and the West Alabama Mental Health Center (MHC) provided information to accomplish this report.

Regional Information Clearinghouses	
URL for more program information	No data
Program description: Utilizes information dissemination and problem identification and referral strategies to raise awareness of underage drinking with literature statewide.	

Additional Information Related to Underage Drinking Prevention Programs	
State collaborates with federally recognized Tribal governments in the prevention of underage drinking	Not applicable
Description of collaboration:	No data
State has programs to measure and/or reduce youth exposure to alcohol advertising and marketing	Yes
Program description: Same as listed above	
State has adopted or developed best practice standards for underage drinking prevention programs	No
Best practice standards description:	Not applicable
Additional Clarification	
None given	

State Interagency Collaboration	
A state-level interagency governmental body/committee exists to coordinate or address underage drinking prevention activities	Yes
Committee contact information: Name: SMSgt. Dave Peterson E-mail: david.peterson9@us.army.mil Address: 1750 Congressman W. Dickerson Drive (or PO Box 3711), Montgomery, AL 36109 Telephone: 334-651-3031	
Agencies/organizations represented on the committee: CSAP Juvenile Court Judge – Elmore County Education Development Center, Inc. University of Alabama Birmingham – Faculty University of Alabama Big Lots Distribution Center – Retailer Community Mental Health Board Advocate Alabama Campaign to Prevent Teen Pregnancy Alabama Coalition Against Domestic Violence Homewood City Schools Mobile County Sheriff's Office Unites States Armed Forces Regional Clearinghouse HIV/AIDS Prevention Group Department of Human Resources Drug Free Community Public Safety Alabama Association of Child Care Agencies Alabama State Department of Education AARP of Alabama Alabama A&M University Jacksonville State University	
A website or other public source exists to describe committee activities	No
URL or other means of access:	Not applicable

Underage Drinking Reports	
State has prepared a plan for preventing underage drinking in the last 3 years	Yes
Prepared by: Alabama Epidemiological Outcomes Workgroup (AEOW)	
Plan can be accessed via:	No data
State has prepared a report on preventing underage drinking in the last 3 years	Yes
Prepared by: Alabama Epidemiological Outcomes Workgroup (AEOW) with the assistance of the following AEOW partners: • Alabama Board of Pharmacy • Alabama Governor's Office • Department of Human Resources • Mothers Against Drunk Driving • Addiction Technology Transfer Center (ATTC) • Department of Education • Pardons and Parole • Department of Youth Services • Department of Rehabilitation • Department of Public Health • Administrative Office of the Courts • Department of Public Safety • Department of Revenue • Sentencing Commission	
Plan can be accessed via:	No data

Additional Clarification
None given

State Expenditures for the Prevention of Underage Drinking	
Compliance checks/decoy operations in retail outlets:	
Estimate of state funds expended	Data not available
Estimate based on the 12 months ending	Data not available
Checkpoints and saturation patrols:	
Estimate of state funds expended	Data not available
Estimate based on the 12 months ending	Data not available
Community-based programs to prevent underage drinking:	
Estimate of state funds expended	$945,689
Estimate based on the 12 months ending	09/30/2011
K–12 school-based programs to prevent underage drinking:	
Estimate of state funds expended	$0
Estimate based on the 12 months ending	09/30/2011
Programs targeted to institutes of higher learning:	
Estimate of state funds expended	$0
Estimate based on the 12 months ending	09/30/2011
Programs that target youth in the juvenile justice system:	
Estimate of state funds expended	$0
Estimate based on the 12 months ending	09/30/2011
Programs that target youth in the child welfare system:	
Estimate of state funds expended	$0
Estimate based on the 12 months ending	09/30/2011
Other programs:	
Programs or strategies included:	Not applicable
Estimate of state funds expended:	Not applicable
Estimate based on the 12 months ending	09/30/2011

Funds Dedicated to Underage Drinking	
State derives funds dedicated to underage drinking from the following revenue streams:	
Taxes	No
Fines	No
Fees	No
Other	No data
Description of funding streams and how they are used:	
Not applicable	
Additional Clarification	
None given	

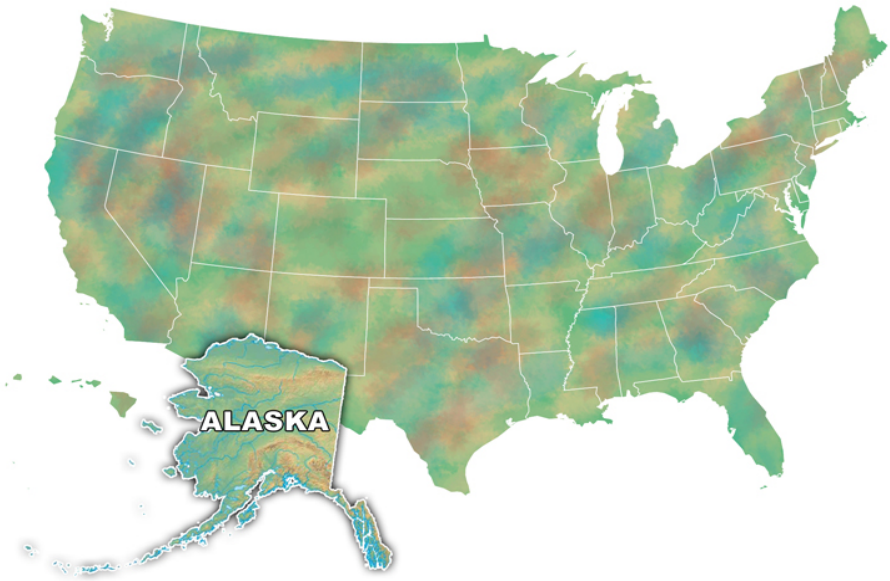

Alaska

State Profile and Underage Drinking Facts*

State Population: 722,718
Population Ages 12–20: 90,000

	Percentage	Number
Ages 12–20		
Past-Month Alcohol Use	24.7	22,000
Past-Month Binge Alcohol Use	16.7	15,000
Ages 12–14		
Past-Month Alcohol Use	5.5	2,000
Past-Month Binge Alcohol Use	2.4	1,000
Ages 15–17		
Past-Month Alcohol Use	24.0	7,000
Past-Month Binge Alcohol Use	14.7	4,000
Ages 18–20		
Past-Month Alcohol Use	44.2	13,000
Past-Month Binge Alcohol Use	32.7	10,000
Alcohol-Attributable Deaths (under 21)		17
Years of Potential Life Lost (under 21)		1,000
	Percentage of All Traffic Fatalities	**Number**
Traffic Fatalities, 15- to 20-Year-Old Drivers with BAC > 0.01	13.0	1

* See Appendix C for data sources.

Laws Addressing Minors in Possession of Alcohol

Underage Possession of Alcohol

Possession is prohibited with the following exception(s):

- Private location AND EITHER
- Parent/guardian OR
- Spouse

Underage Consumption of Alcohol

Consumption is prohibited with the following exception(s):

- Private location AND EITHER
- Parent/guardian OR
- Spouse

Internal Possession by Minors

Internal possession is not explicitly prohibited.

Underage Purchase of Alcohol

Purchase is prohibited, but youth may purchase for law enforcement purposes.

False Identification for Obtaining Alcohol

Provision(s) Targeting Minors

- Use of a false ID to obtain alcohol is a criminal offense.
- Penalty may include driver's license suspension through an administrative procedure.

Provisions Targeting Retailers

- Licenses for drivers under age 21 are easily distinguishable from those for drivers age 21 and older.
- General affirmative defense—the retailer came to a good faith or reasonable decision that the purchaser was 21 years or older; inspection of an identification card not required.
- Retailer has the statutory right to sue a minor who uses a false ID to purchase alcohol for any losses or fines suffered by the retailer as a result of the illegal sale.

Laws Targeting Underage Drinking and Driving

BAC Limits: Youth (Underage Operators of Noncommercial Motor Vehicles)

- BAC limit: 0.00
- Any detectable alcohol in the blood is per se (conclusive) evidence of a violation
- Applies to drivers age 14 or above
- Applies to drivers under age 21

Loss of Driving Privileges for Alcohol Violations by Minors ("Use/Lose Laws")

No use/lose law

Graduated Driver's License

Learner Stage

- Minimum entry age: 14
- Minimum learner-stage period: 6 months
- Minimum supervised driving requirement: 40 hours—10 of which must be at night

Intermediate Stage

- Minimum age: 16
- Unsupervised night driving prohibited after: 1 a.m.
- Primary enforcement of the night-driving rule
- Passenger restrictions exist: No passengers under 21 except siblings, unless at least one passenger is parent, guardian, or person at least 21 years old
- Primary enforcement of the passenger-restriction rule

License Stage

- Minimum age to lift restrictions: 16 years, 6 months

Laws Targeting Alcohol Suppliers

Furnishing Alcohol to Minors

Furnishing is prohibited with the following exception(s):

- Private location AND EITHER
- Parent/guardian OR
- Spouse

Compliance Check Protocols

Age of Decoy

- Minimum: 18
- Maximum: 20½

Appearance Requirements

- No rings on left finger
- Age-appropriate dress
- Males: No facial hair
- Females: No excessive facial makeup or lipstick

ID Possession

- Required

Verbal Exaggeration of Age

- Permitted

Decoy Training

- Not specified

Penalty Guidelines for Sales to Minors

Time period/conditions: No guidelines provided

Responsible Beverage Service

Mandatory beverage service training for licensees, managers, servers:

- Applies to both on-sale and off-sale establishments
- Applies to both new and existing outlets

Minimum Ages for Off-Premises Sellers

- Beer: 21
- Wine: 21
- Spirits: 21

Minimum Ages for On-Premises Sellers

- Beer: 21 for both servers and bartenders
- Wine: 21 for both servers and bartenders
- Spirits: 21 for both servers and bartenders

Distance Limitations for New Alcohol Outlets Near Universities and Schools

Colleges and Universities

- No distance limitation

Primary and Secondary Schools

Prohibitions against outlet siting:

- Off-premises outlets: Yes—within 200 feet
- On-premises outlets: Yes—within 200 feet
- Alcohol products: Beer, wine, spirits

Dram Shop Liability

Statutory liability exists.

Social Host Liability Laws

Statutory liability exists subject to the following conditions:

- Limitations on elements/standards of proof: Knowledge of underage status

Host Party Laws

Social host law is not specifically limited to underage drinking parties

- Action by underage guest that triggers violation: Possession
- Property type(s) covered by liability law: Residence
- Standard for hosts' knowledge or action regarding the party: Knowledge—host must have actual knowledge of the occurrence
- Exception(s): Family

Retailer Interstate Shipments of Alcohol

Prohibition against retailer interstate shipments:

- Beer: Uncertain
- Wine: Uncertain
- Spirits: Uncertain

Direct Sales/Shipments of Alcohol by Producers

Direct sales/shipments from producers to consumers are permitted for beer, wine, distilled spirits with the following restrictions:

Age Verification Requirements: None

State Approval/Permit Requirements: None

Reporting Requirements: None

Shipping Label Statement Requirements

- Contains alcohol—applies to wine shipments
- Recipient must be 21—applies to wine shipments

Keg Registration

Registration not required

Alcohol Pricing Policies

Home Delivery

- Beer: Permitted—all orders must be in writing. Written information on fetal alcohol syndrome must be included in all shipments.
- Wine: Permitted—all orders must be in writing. Written information on fetal alcohol syndrome must be included in all shipments.
- Spirits: Permitted—all orders must be in writing. Written information on fetal alcohol syndrome must be included in all shipments.

Alcohol Tax

- Beer (5 percent alcohol): Specific excise tax is $1.07 per gallon.
- Wine (12 percent alcohol): Specific excise tax is $2.50 per gallon.
- Spirits (40 percent alcohol): Specific excise tax is $12.80 per gallon ($2.50 per gallon for alcohol content of less than 21 percent).

Drink Specials

- Free beverages: Prohibited
- Multiple servings at one time: Not prohibited
- Multiple servings for same price as single serving: Not prohibited
- Reduced price at specified day or time: Prohibited
- Unlimited beverages: Prohibited
- Increased volume: Not prohibited

Wholesale Pricing

No pricing restrictions

Alaska State Survey Responses

State Agency Information	
Agency with primary responsibility for enforcing underage drinking laws:	
The Department of Public Safety	
Methods by which local and state enforcement agencies coordinate their efforts to enforce laws prohibiting underage drinking:	
The Alcoholic Beverage Control (ABC) Board coordinates efforts with the Alaska Bureau of Alcohol and Drug Enforcement (ABADE) division of the Alaska State Troopers. The agency also depends on state and local police to enforce alcohol laws (Title 4). With four investigators and one enforcement unit supervisor, the ABC Board must rely on the assistance of local law enforcement and state troopers to enforce laws across the State. License fees are refunded to municipalities that have police departments and that enforce Title 4. The Alaska Court System has primary responsibility for enforcing the consequences related to any charges.	
Enforcement Strategies	
State law enforcement agencies use:	
Cops in Shops	No
Shoulder Tap Operations	Yes
Party Patrol Operations or Programs	No
Underage Alcohol–Related Fatality Investigations	Yes
Local law enforcement agencies use:	
Cops in Shops	No
Shoulder Tap Operations	Yes
Party Patrol Operations or Programs	Yes
Underage Alcohol–Related Fatality Investigations	Yes
State has a program to investigate and enforce direct sales/shipment laws	Yes
Primary state agency responsible for enforcing laws addressing direct sales/shipments of alcohol to minors	Department of Public Safety
Such laws are also enforced by local law enforcement agencies	Unknown
Enforcement Statistics	
State collects data on the number of minors found in possession	Yes
Number of minors found in possession by state law enforcement agencies	3,471
Number pertains to the 12 months ending	12/31/2011
Data include arrests/citations issued by local law enforcement agencies	Yes
State conducts underage compliance checks/decoy operations[2] to determine if alcohol retailers are complying with laws prohibiting sales to minors	Yes
Data are collected on these activities	Yes
Number of licensees checked for compliance by state agencies	804
Number of licensees that failed state compliance checks	98
Numbers pertain to the 12 months ending	06/30/2011
Local agencies conduct underage compliance checks/decoy operations to determine if alcohol retailers are complying with laws prohibiting sales to minors	Unknown
Data are collected on these activities	Unknown
Number of licensees checked for compliance by local agencies	No data
Number of licensees that failed local compliance checks	No data
Numbers pertain to the 12 months ending	No data
Sanctions	
State collects data on fines imposed on retail establishments that furnish minors	Yes
Number of fines imposed by the state[3]	6
Total amount in fines across all licensees	$7,000
Numbers pertain to the 12 months ending	06/30/2011
State collects data on license suspensions imposed on retail establishments specifically for furnishing minors	Yes
Number of suspensions imposed by the state[4]	7

Total days of suspensions across all licensees	102
Numbers pertain to the 12 months ending	06/30/2011
State collects data on license revocations imposed on retail establishments specifically for furnishing minors	Yes
Number of license revocations imposed[5]	0
Numbers pertain to the 12 months ending	06/30/2011

Additional Clarification

Direct Shipment: The state does not investigate out-of-state internet sales that are direct shipment. The state does enforce written orders that are shipped from package stores approved by the state to fulfill written orders.

Saturation Patrols: The $8,248,305 is for saturation patrols which are called High Visibility Enforcement, but underage youth are generally not the primary target. Many of the police departments throughout Alaska received funds for their DUI programs. These funds do not include marketing campaigns and such that are targeted at drivers. The number of minors found in possession by state law enforcement agencies includes only cases adjudicated by the courts, not all citations issued. Local police have been encouraged to operate compliance checks; however, the ABC Board does not collect these data. The ABC Board maintains information in the minutes of its meetings and individual licensee files regarding fines, suspensions, and revocations; however, the data are not tallied for this type of purpose. Those provided were based on a hand count.

[1] Or having consumed or purchased per state statutes.
[2] Underage compliance checks/decoy operations to determine whether alcohol retailers are complying with laws prohibiting sales to minors.
[3] Does not include fines imposed by local agencies.
[4] Does not include suspensions imposed by local agencies.
[5] Does not include revocations imposed by local agencies.

Underage Drinking Prevention Programs Operated or Funded by the State: Programs SPECIFIC TO Underage Drinking

Adult and Juvenile ASAP Program

Number of youth served	2,038
Number of parents served	No data
Number of caregivers served	No data
Numbers pertain to the 12 months ending	No data
Program has been evaluated	No data
Evaluation report is available	No
URL for evaluation report	Not applicable
URL for more program information:	hss.state.ak.us/dbh/prevention/programs/asap/default.htm

Program description: The Alaska Juvenile Alcohol Safety Action Program (ASAP) provides substance abuse screening, case management, and accountability for driving while intoxicated (DWI) and other alcohol/drug-related misdemeanor cases. This involves screening cases referred from the district court into drinker classification categories as well as thoroughly monitoring cases throughout education and/or treatment requirements.

ASAP operates as a neutral link between the justice and health care delivery systems. This requires a close working relationship among all involved agencies: enforcement, prosecution, judicial, probation, corrections, rehabilitation, licensing, traffic records, and public information/education.

The benefits of ASAP monitoring include:

- Increased accountability of offenders.
- Reduced recidivism resulting from successful completion of required education or treatment.
- Significant reductions in the amount of resources spent by prosecutors, law enforcement officers, judges, attorneys, and corrections officers enforcing court-ordered conditions.
- Increased safety for victims and the larger community; offenders are more likely to receive treatment, make court appearances, and comply with other probation conditions

Much like the adult programs, the JASAP programs receive referrals for those under age 18 who have three or more minor possession or consuming offenses or who have a driving under the influence (DUI) type offense. In Alaska, ASAP is an integral part of the criminal justice and behavioral health care service systems, providing invaluable and necessary monitoring and tracking of clients referred to substance abuse services throughout the state. Five probation officers and five community grantees handle traditional adult misdemeanor ASAP referrals; an additional seven community grantees are funded to handle juvenile cases. In addition to the Anchorage office, adult and juvenile grant programs are located in Fairbanks, Juneau, Kenai/Homer, Kotzebue, and Wasilla/Palmer. Juvenile-only programs are located in Anchorage, Dillingham, Ketchikan, Kodiak, Seward, Nome, and Bethel.

The ASAP program provides a standardized statewide network of alcohol screening and case management for cases referred by the criminal justice system. It offers a consistent process to ensure that clients complete required substance abuse education or treatment programs as prescribed by the courts. The ASAP programs, including the Anchorage office, monitor these cases to confirm with the court and the Department of Motor Vehicles (DMV) when clients have completed court-ordered assignments. This program requires a close working relationship between all involved agencies, including law enforcement, prosecutors, judges, probation officers, corrections, rehabilitative services, motor vehicle licensing, traffic records, public information/education, and treatment services. There are approximately 1,500 adult court-ordered referrals made to the six adult community programs quarterly. An additional 500 juvenile referrals are made to the 12 grantees.

In FY2010, the ASAP program incorporated motivational interviewing (MI), an evidence-based practice, as a model for increasing the engagement of clients during their first encounter with ASAP staff. Through the use of MI-styled interviews, the expected outcome is that clients will be motivated to change their personal behaviors and attitudes related to alcohol and drug use, thereby increasing their completion and success rates following the receipt of required services. Grantees are also responsible for engaging their community prevention coalition and for being involved in ASAP program outreach and education efforts in schools, community forums, and other appropriate venues.

Alcohol Drug Information School (ADIS)

Number of youth served	No data
Number of parents served	No data
Number of caregivers served	No data
Numbers pertain to the 12 months ending	No data
Program has been evaluated	No data
Evaluation report is available	No
URL for evaluation report	Not applicable

URL for more program information: hss.state.ak.us/dbh/prevention/programs/adis/default.htm

Program description: ADIS programs provide education to first-time DWI and Minor Consuming offenders, as well as those convicted of other alcohol/drug-related offenses if that person would not be diagnosed as a substance abuser. ADIS programs aim to reduce subsequent alcohol- and/or drug-related offenses and associated high-risk behaviors. ADIS programs cover the effects of alcohol and drugs on driving and social behaviors as well as health and legal consequences. Each ADIS program conforms to the same standards and is approved and monitored by the Division of Behavioral Health. These programs are designed to be available to all Alaskans involved in alcohol- and/or drug-related offenses.

Each Adult or Youth ADIS program uses an identical core curriculum that combines the most recent research in early intervention and prevention. Each program includes regionally specific information and is designed to be relevant to all segments of Alaska's diverse population while ensuring uniformity of the core ADIS program content statewide. The Adult program uses a core curriculum developed by the Change Company and the State of Alaska. Adult ADIS programs are meant for adults over age 18.

Prime for Life	
Number of youth served	No data
Number of parents served	No data
Number of caregivers served	No data
Numbers pertain to the 12 months ending	No data
Program has been evaluated	Yes
Evaluation report is available	No
URL for evaluation report:	Not applicable
URL for more program information: http://www.primeforlife.org/homepage.cfm?CFID=374289&CFTOKEN=39038970	
Program description: The youth program, Prime For Life-Under 21, is similar to the ADIS course, but was developed by Prevention Research Institute (PRI) and is used for individuals between 14 and not yet 21 years old.	

Underage Drinking Prevention Programs Operated or Funded by the State: Programs RELATED TO Underage Drinking

Comprehensive Behavioral Health Prevention and Early Intervention Services

URL for more program information: hss.state.ak.us/dbh/prevention/grants/resources.htm

Program description: The grant program funds a comprehensive array of promotion, prevention, and early intervention approaches that focus on community designed and driven services. These services are based on concepts and program strategies that have proven to be effective in prevention of behavioral health concerns; they have clearly defined qualitative performance outcomes. These grant dollars "blend, braid, and pool" resources and programming concepts into an integrated approach to behavioral health prevention. The program is aware that substance abuse, mental health, suicide, fetal alcohol spectrum disorders, underage alcohol use, family violence, juvenile delinquency, and other issues are interrelated. Consequently, one of the program's goals is for communities to have the freedom to connect these issues, to partner and collaborate with community members working on connected and interrelated issues, and to focus on what it will take to develop overall community health and wellness. Agencies throughout the state receive funding through this grant program in remote or rural, as well as hub and urban, communities. Each community applying for these funds must use the SAMHSA Center for Substance Abuse Prevention's Strategic Prevention Framework (SPF) planning model to assess, plan, strategize, implement, and evaluate community-based services. Prevention strategies must be identified based on a clear assessment of local/regional data, selecting programs or practices that are data driven—what do the data indicate as the most important issues the community is facing?. This model promotes a better connection between program selection and the critical issues facing the community, as evidenced by the available data.

Alaska SPF SIG

URL for more program information: http://hss.state.ak.us/dbh/prevention/programs/spfsig/

Program description: No data

Resiliency & Youth Development Program

URL for more program information: http://hss.state.ak.us/dbh/prevention/programs/resiliency/default.htm

Program description: No data

Fetal Alcohol Spectrum Disorder

URL for more program information: http://hss.state.ak.us/dbh/prevention/programs/fasd/default.htm

Program description: No data

Alaska Enforcing the Underage Drinking Laws (EUDL) Program

URL for more program information: No data

Program description: 2011 highlights of Alaska's EUDL program effort to reduce underage drinking included:

- Nome Community Center (NCC): NCC and the Committee Against Minors Consuming continued to work closely with Nome-Beltz Junior/Senior High Schools to establish an in-school alternative education program for children with tobacco, drug, and alcohol issues and violations. This is done by having youth attend training, helping youth think about their future, and educating youth that they are putting their future at risk by consuming alcohol, along with developing youth-produced audio PSAs.
- National Council on Alcohol and Drug Dependency (NCADD): This project worked on many strategies, including creating messages and events that help students make the choice to stay safe and sober, educating youth about underage drinking, participating in Red Ribbon Week by running a carnival to educate youth about the dangers of drinking, and supporting the Students Against Destructive Decisions (SADD)-organized Safe and Sober Graduation Party.

Additional Information Related to Underage Drinking Prevention Programs

State collaborates with federally recognized Tribal governments in the prevention of underage drinking — Yes

Description of collaboration: Alaska partners with Tribal health corporations to fund community-level prevention strategies that are driven by the needs of individual communities or regions. Currently, the state's prevention partners are Bristol Bay Health Corporation, Fairbanks Native Association, Manilliq, Akiachak Native Community, Southeast Alaska Regional Health Consortium, Asa'Carsarmuit, Association of Village Council Presidents, Cook Inlet Tribal Council, Copper River Native Association, Ketchikan Indian Corporation, Kodiak Area Native Health Association, Native Village of Gakona, Nulato, Shishmaref IRA Council, Tanana Chiefs Conference, Yukon Kuskokwim Health Corporation, Association of Village Council Presidents, Eastern Aleutian Tribes, and Norton Sound Health Corporation. The state also relies on the input and support of leaders from the Alaska Native community through informal and formal avenues, including participation in the SPF SIG processes including the Advisory Committee, Epidemiological Committee and the Evidence Based Work Group. Representatives from the Alaska Native Justice Center are on the Alaska Interagency Committee to Prevent Underage Drinking.

State has programs to measure and/or reduce youth exposure to alcohol advertising and marketing — No

Program description: Not applicable

State has adopted or developed best practice standards for underage drinking prevention programs — Yes

Best practice standards description: Recommendations are included in the State of Alaska Plan to Reduce & Prevent Underage Drinking, which can be found at http://hss.state.ak.us/dbh/prevention/docs/2009_underagedrinkplan.pdf. The state is also developing "A Guide to Selecting Evidence-Based Strategies for Your Alaska Community," which will target youth alcohol consumption and adult heavy and binge drinking.

Additional Clarification

The state has so many efforts going on that some may not be captured in this report; however, now that the state is clear on what will be collected annually on underage drinking, a mechanism will be developed to ensure that all efforts occurring around underage drinking prevention throughout the state can be communicated.

State Interagency Collaboration	
A state-level interagency governmental body/committee exists to coordinate or address underage drinking prevention activities	Yes
Committee contact information: Name: Natasha Pineda E-mail: natasha.pineda@alaska.gov Address: 3600 C Street, Anchorage, AK 99503 Phone: 907-269-3781	
Agencies/organizations represented on the committee: Alaska Highway Safety Office Department of Health and Social Services, Prevention & Early Intervention Alaska Courts System, Bethel Superior Court Department of Public Safety, Alcoholic Beverage Control Board Alaska Network on Domestic Violence and Sexual Assualt Department of Juvenile Justice, EUDL Department of Heatlh and Social Service, ASAP Office University of Alaska, Justice Center Alaska Native Justice Center Industry Member Alaska National Guard In October 2009, the Division of Behavioral Health (DBH), in partnership with the Alaska Interagency Committee to Prevent Underage Drinking (AKPUD), released the State of Alaska Plan to Reduce and Prevent Underage Drinking in response to the 2007 Call to Action to Prevent and Reduce Underage Drinking by the Acting Surgeon General. The AKPUD was organized in 2007 to begin looking at Alaska's data and needs related to youth alcohol use. The plan was developed with input from the interagency committee, 25 town hall meetings on underage drinking, and public comment from a diverse group of Alaskans. It is organized to provide recommendations on three levels of interaction (national, state, and community) and eight strategy components (media campaign; alcohol advertising; limiting access; youth-oriented interventions; community interventions; government assistance and coordination; alcohol excise taxes; and research and evaluation). The AKPUD continues to meet and is developing a plan for engaging communities in strategies for state and community action. Currently, DBH is conducting focused conversations with Alaskans (providers, youth, and grantees) to determine changes needed in the plan. Those recommendations will be incorporated into the update of this plan which should be available in fall of 2012. In partnership with SAMHSA's Center for Substance Abuse Prevention, DBH has developed a video related to underage drinking in Alaska. The video showcases how Alaskans across the state are working together to decrease the negative effects of youth alcohol use. Specifically, the video highlights efforts in Barrow, Nome, Kodiak, and Anchorage related to limiting access, youth-oriented interventions, and community interventions. Statewide prevention efforts are having an impact on alcohol indicators. Using the strengths-based approach of the Strategic Prevention Framework, community coalitions, and interdepartmental collaboration, the state will continue to have an impact on the negative consequences related to underage drinking.	
A website or other public source exists to describe committee activities	No data
URL or other means of access	No data

Underage Drinking Reports	
State has prepared a plan for preventing underage drinking in the last 3 years	Yes
Prepared by: Alaska Interagency Coordinating Committee on the Prevention of Underage Drinking	
Plan can be accessed via: hss.state.ak.us/dbh/prevention/docs/2009_underagedrinkplan.pdf	

State has prepared a report on preventing underage drinking in the last 3 years	Yes
Prepared by: University of Alaska Justice Center	
Plan can be accessed via: http://hss.state.ak.us/dbh/prevention/programs/spfsig/pdfs/10.underagedrinking.pdf	

Additional Clarification

The state is currently in the process of developing a website that will be a clearinghouse of resources, training, and strategies with an Alaskan focus on preventing underage drinking.

State Expenditures for the Prevention of Underage Drinking	
Compliance checks/decoy operations in retail outlets:	
Estimate of state funds expended	$160,783
Estimate based on the 12 months ending	06/30/2011
Checkpoints and saturation patrols:	
Estimate of state funds expended	$8,248,305
Estimate based on the 12 months ending	06/30/2011
Community-based programs to prevent underage drinking:	
Estimate of state funds expended	$4,605,207
Estimate based on the 12 months ending	06/30/2011
K–12 school-based programs to prevent underage drinking:	
Estimate of state funds expended	$588,163
Estimate based on the 12 months ending	06/30/2011
Programs targeted to institutes of higher learning:	
Estimate of state funds expended	$0
Estimate based on the 12 months ending	06/30/2012
Programs that target youth in the juvenile justice system:	
Estimate of state funds expended	$56,765
Estimate based on the 12 months ending	06/30/2011
Programs that target youth in the child welfare system:	
Estimate of state funds expended	Data not available
Estimate based on the 12 months ending	Data not available

Other programs:

Programs or strategies included:

The Rural Human Services System Project (RHSSP) is a partnership between Department of Health and Social Services, Division of Behavioral Health, and the University of Alaska Fairbanks (UAF), College of Rural Alaska. The long-term outcome for the RHSSP is to have a trained, culturally competent, and stable/sustainable behavioral health workforce in all rural and remote Alaskan villages. The original vision for the Rural Human Services educational program was “a counselor in every village”; the vision remains the same today. First and foremost, the RHSSP is a workforce development and education/training program to build a stable system of well-trained and culturally competent rural behavioral healthcare providers. Grant dollars are available to rural or urban agencies serving a significant number of rural clients, and thereby provide funding for educational support and for part- or full-time internships at local agencies for students taking RHS classes and completing their certifications. Through financial support and supervision, these village-based student interns function as behavioral health paraprofessionals providing prevention, early intervention, and general counseling services to the entire community.

The UAF Rural Human Services (RHS) educational program is the first step in the rural educational “pipeline” for rural students who can complete a 30-hour RHS certification program while living and

working in their home community. Following the RHS certificate, students can continue in the Human Services Associate degree program and continue into the Intensive Rural Bachelor of Social Work program. Currently, RHSSP grants fund students through thirteen regional hub agencies in rural Alaska, from Kotzebue to the Eastern Aleutian Islands.

Estimate of state funds expended	$1,991,565
Estimate based on the 12 months ending	11/30/2012

Funds Dedicated to Underage Drinking

State derives funds dedicated to underage drinking from the following revenue streams:

Taxes	Yes
Fines	No
Fees	No
Other	No data

Description of funding streams and how they are used:

Alcohol tax funds go to treatment and prevention; 17 percent of those are directed to prevention. That 17 percent is blended into the state's comprehensive prevention funded grants.

Additional Clarification

The information provided for this section primarily reflects funds being spent in the Section of Prevention & Early Intervention. SPF SIG funds were included in the total. It does not include efforts being funded by other sections, divisions, or departments unless otherwise communicated The state does not feel this reflects all funds being spent on prevention efforts because there may be other efforts under way. However, these numbers do reflect the work Alaska is doing. The state will seek to continue to build partnerships within other agencies to find out what other funds may be contributing to efforts in this area of underage drinking prevention. The dollar amount regarding the Division of Juvenile Justice only covers what is being spent by two grantees. It does not encompass the entire effort within the DJJ to prevent or intervene with underage drinking. There may be other funds contributing to this area that have not been captured by this report.



Arizona

State Profile and Underage Drinking Facts*

State Population: 6,482,505
Population Ages 12–20: 817,000

	Percentage	Number
Ages 12–20		
Past-Month Alcohol Use	23.5	192,000
Past-Month Binge Alcohol Use	15.0	123,000
Ages 12–14		
Past-Month Alcohol Use	5.4	13,000
Past-Month Binge Alcohol Use	3.7	9,000
Ages 15–17		
Past-Month Alcohol Use	21.7	63,000
Past-Month Binge Alcohol Use	12.0	35,000
Ages 18–20		
Past-Month Alcohol Use	41.3	115,000
Past-Month Binge Alcohol Use	28.1	78,000
Alcohol-Attributable Deaths (under 21)		122
Years of Potential Life Lost (under 21)		7,281
	Percentage of All Traffic Fatalities	**Number**
Traffic Fatalities, 15- to 20-Year-Old Drivers with BAC > 0.01	26.0	22

* See Appendix C for data sources.

Laws Addressing Minors in Possession of Alcohol

Underage Possession of Alcohol

Possession is prohibited—no explicit exceptions noted in the law.

Underage Consumption of Alcohol

Consumption is prohibited—no explicit exceptions noted in the law.

Internal Possession by Minors

Internal possession is not explicitly prohibited.

Note: Arizona has a statutory provision that makes it unlawful "[f]or a person under the age of twenty-one years to have in the person's body any spirituous liquor" (Ariz. Rev. Stat. § 4-244). Laws that prohibit minors from having alcohol in their bodies, but do so without reference to a blood, breath, or urine test, are not considered as prohibiting Internal Possession, for purposes of this report.

Underage Purchase of Alcohol

Purchase is prohibited, but youth may purchase for law enforcement purposes.

False Identification for Obtaining Alcohol

Provision(s) Targeting Minors

- Use of a false ID to obtain alcohol is a criminal offense.
- Penalty may include driver's license suspension through a judicial or administrative procedure.

Provisions Targeting Retailers

- State provides incentives to retailers who use electronic scanners that read birthdate and other information digitally encoded on valid identification cards.
- Licenses for drivers under age 21 are easily distinguishable from those for drivers age 21 and older.
- Specific affirmative defense—the retailer inspected the false ID and came to a reasonable conclusion based on its appearance that it was valid.

Laws Targeting Underage Drinking and Driving

BAC Limits: Youth (Underage Operators of Noncommercial Motor Vehicles)

- BAC limit: 0.00
- Any detectable alcohol in the blood is per se (conclusive) evidence of a violation
- Applies to drivers under age 21

Loss of Driving Privileges for Alcohol Violations by Minors ("Use/Lose Laws")

Use/lose penalties apply to minors under age 18.

Type(s) of Violation Leading to Driver's License Suspension, Revocation, or Denial
- Underage purchase
- Underage possession
- Underage consumption

Authority To Impose Driver's License Sanction
- Discretionary

Length of Suspension/Revocation
- Minimum: 0 days
- Maximum: 180 days

Graduated Driver's License

Learner Stage
- Minimum entry age: 15 years, 6 months
- Minimum learner stage period: 6 months
- There is no minimum supervised driving requirement—with driver education; 30 hours without (10 of which must be at night)

Intermediate Stage
- Minimum age: 16
- Unsupervised night driving
  - Prohibited after: 12 a.m.
  - No primary enforcement of the night-driving rule
- Passenger restrictions exist: No more than one passenger under 18, except for siblings or if accompanied by a parent or legal guardian
  - No primary enforcement of the passenger-restriction rule

License Stage
- Minimum age to lift restrictions: 16 years, 6 months

Laws Targeting Alcohol Suppliers

Furnishing Alcohol to Minors

Furnishing is prohibited—no explicit exceptions noted in the law.

Compliance Check Protocols

Age of Decoy
- Minimum: 15
- Maximum: 19

Appearance Requirements
- Age-appropriate appearance

ID Possession
- Discretionary

Verbal Exaggeration of Age
- Prohibited

Decoy Training

- Not specified

Note: Arizona allows compliance checks if the law enforcement agency has reasonable suspicion that the licensee is violating underage furnish laws.

Penalty Guidelines for Sales to Minors

- Time period/conditions: Not specified
- First offense: $1,000–$2,000 fine and/or up to 30-day suspension
- Second offense: $2,000–$3,000 fine and/or up to 30-day suspension
- Third offense: $3,000 fine and/or up to 30-day suspension

Note: The department may seek license revocation through the Office of Administrative Hearings.

Responsible Beverage Service

Voluntary Beverage Service Training

- Applies to both on-sale and off-sale establishments.
- The law does not specify new or existing outlets.

Incentive for Training

- Mitigation of fines or other administrative penalties for sales to minors

Minimum Ages for Off-Premises Sellers

- Beer: 16
- Wine: 16
- Spirits: 16

Condition(s) That Must Be Met in order for an Underage Person To Sell Alcoholic Beverages:

- Manager/supervisor is present.

Note: Off-sale retailers may employ persons who are at least 16 years old to check out—if supervised by a person on the premises who is at least 19 years old—or package or carry merchandise, including spirituous liquor, in unbroken packages, for the convenience of the customer or the employer, if the employer sells primarily merchandise other than spirituous liquor.

Minimum Ages for On-Premises Sellers

- Beer: 19 for both servers and bartenders
- Wine: 19 for both servers and bartenders
- Spirits: 19 for both servers and bartenders

Distance Limitations for New Alcohol Outlets Near Universities and Schools

Colleges and Universities

No distance limitation

Primary and Secondary Schools

Prohibitions against outlet siting:

- Off-premises outlets: Yes—within 300 feet
- On-premises outlets: Yes—within 300 feet
- Alcohol products: Beer, wine, spirits

Note: Exceptions are (1) restaurants, (2) hotel-motels, (3) government, and (4) golf courses. In addition, case-by-case exemptions may apply for certain licenses within entertainment districts.

Dram Shop Liability

- Statutory liability exists.
- The courts recognize common law dram shop liability.

Social Host Liability Laws

- There is no statutory liability.
- The courts recognize common law social host liability.

Host Party Laws

Social host law is specifically limited to underage drinking parties.

- Action by underage guest that triggers violation: Possession, consumption.
- Property type(s) covered by liability law: Residence, outdoor, other.
- Standard for hosts' knowledge or action regarding the party: Negligence—host must have known or should have known of the event's occurrence.
- Exception(s): Family, resident.

Note: Arizona's social host provision applies to gatherings of two or more underage persons on unlicensed premises, where the person charged knows or should know that one or more of the underage persons is in possession of or consuming spirituous liquor.

Retailer Interstate Shipments of Alcohol

Retailer interstate shipments are prohibited for all types of beverages.

Direct Sales/Shipments of Alcohol by Producers

Direct sales/shipments from producers to consumers are permitted for wine with the following restrictions:

Age Verification Requirements

- Producer must verify age of purchaser.
- Common carrier must verify age of recipient.

State Approval/Permit Requirements

- Producer/shipper must obtain state permit.

Reporting Requirements

- Producer must record/report purchaser's name—for out-of-state sales only.
- Common carrier must record/report purchaser's name.

Shipping Label Statement Requirements

- Recipient must be 21.

Note: A licensed domestic farm winery that produces not more than 20,000 gallons of wine in a calendar year may make sales and deliveries of that wine to consumers who order by telephone, mail, fax, or internet. Farm wineries can deliver such purchases, subject to the rules applicable to the delivery of spirituous liquors by the holder of a retail license having off-sale privileges. An independent contractor or the employee of an independent contractor is deemed to be an employee of the licensee when making a sale or delivery of spirituous liquor for the licensee (Ariz. Rev. Stat. §§ 4-205.04(D), 4-203(J) and Ariz. Admin. Code R19-1-221). The rules governing the retail delivery of spirituous liquor require age verification at the point of delivery and the deliverer recording the recipient's name.

Keg Registration

Registration is not required.

Alcohol Pricing Policies

Home Delivery

- Beer: Permitted
- Wine: Permitted
- Spirits: Permitted

Alcohol Tax

- Beer (5 percent alcohol): Specific excise tax is $0.16 per gallon.
- Wine (12 percent alcohol): Specific excise tax is $0.84 per gallon.
- Spirits (40 percent alcohol): Specific excise tax is $3.00 per gallon.

Drink Specials

- Free beverages: Not prohibited
- Multiple servings at one time: Not prohibited
- Multiple servings for same price as single serving: Not prohibited
- Reduced price at specified day or time: Not prohibited
- Unlimited beverages: Prohibited
- Increased volume: Not prohibited

Wholesale Pricing

Pricing restrictions exist.

Beer (5 percent alcohol)

- Retailer credit: Not permitted

Wine (12 percent alcohol)

- Retailer credit: Not permitted

Spirits (40 percent alcohol)

- Retailer credit: Not permitted

Arizona State Survey Responses

State Agency Information	
Agency with primary responsibility for enforcing underage drinking laws:	
Arizona Department of Liquor Licenses and Control (DLLC)	
Methods by which local and state enforcement agencies coordinate their efforts to enforce laws prohibiting underage drinking:	
DLLC officers work with local law enforcement agencies when conducting underage drinking enforcement details.	
Enforcement Strategies	
State law enforcement agencies use:	
Cops in Shops	Yes
Shoulder Tap Operations	No
Party Patrol Operations or Programs	Yes
Underage Alcohol–Related Fatality Investigations	Yes
Local law enforcement agencies use:	
Cops in Shops	No
Shoulder Tap Operations	No
Party Patrol Operations or Programs	No
Underage Alcohol–Related Fatality Investigations	No
State has a program to investigate and enforce direct sales/shipment laws	No
Primary state agency responsible for enforcing laws addressing direct sales/shipments of alcohol to minors	Not applicable
Such laws are also enforced by local law enforcement agencies	Unknown
Enforcement Statistics	
State collects data on the number of minors found in possession	Yes
Number of minors found in possession by state law enforcement agencies	1,301
Number pertains to the 12 months ending	12/31/2011
Data include arrests/citations issued by local law enforcement agencies	No
State conducts underage compliance checks/decoy operations[2] to determine if alcohol retailers are complying with laws prohibiting sales to minors	Yes
Data are collected on these activities	Yes
Number of licensees checked for compliance by state agencies	232
Number of licensees that failed state compliance checks	62
Numbers pertain to the 12 months ending	12/31/2011
Local agencies conduct underage compliance checks/decoy operations to determine if alcohol retailers are complying with laws prohibiting sales to minors	Yes
Data are collected on these activities	No
Number of licensees checked for compliance by local agencies	Data not collected
Number of licensees that failed local compliance checks	Data not collected
Numbers pertain to the 12 months ending	Data not collected
Sanctions	
State collects data on fines imposed on retail establishments that furnish minors	Yes
Number of fines imposed by the state[3]	134
Total amount in fines across all licensees	$118,250
Numbers pertain to the 12 months ending	12/31/2011
State collects data on license suspensions imposed on retail establishments specifically for furnishing minors	Yes
Number of suspensions imposed by the state[4]	1
Total days of suspensions across all licensees	7
Numbers pertain to the 12 months ending	12/31/2011

State collects data on license revocations imposed on retail establishments specifically for furnishing minors	Yes
Number of license revocations imposed[5]	0
Numbers pertain to the 12 months ending	12/31/2011

Additional Clarification

None given

[1] Or having consumed or purchased per state statutes.
[2] Underage compliance checks/decoy operations to determine whether alcohol retailers are complying with laws prohibiting sales to minors.
[3] Does not include fines imposed by local agencies.
[4] Does not include suspensions imposed by local agencies.
[5] Does not include revocations imposed by local agencies.

Underage Drinking Prevention Programs Operated or Funded by the State: Programs SPECIFIC TO Underage Drinking

Draw the Line Campaign

Number of youth served	No data
Number of parents served	No data
Number of caregivers served	No data
Numbers pertain to the 12 months ending	No data
Program has been evaluated	Yes
Evaluation report is available	No
URL for evaluation report:	Not applicable
URL for more program information:	http://www.drawyourline.com

Program description: The Draw the Line Campaign is designed to educate adults in Arizona that underage drinking is not a rite of passage, is unhealthy for children, and is against the law. It is important for adults to realize the influence they have on children's behavior. This campaign provides useful tools and resources to help adults positively influence kids. The central campaign mission is to generate community involvement and conversation by making interactive tools and resources available throughout the state. The campaign uses a website (http://www.drawyourline.com) and a traveling exhibit. The campaign aims to go beyond merely informing the public about the risks of underage drinking and alter the perceptions and behavior of the target audience—parents and adults ages 25 to 54.

Scottsdale Neighborhoods in Action (SNIA)

Number of youth served	1,055
Number of parents served	3,000
Number of caregivers served	3,000
Numbers pertain to the 12 months ending	06/30/2011
Program has been evaluated	Yes
Evaluation report is available	No
URL for evaluation report:	Not applicable
URL for more program information:	http://www.spi-az.org

Program description: The SNIA is a community-driven collaboration meant to change neighborhood behaviors and norms that favor underage drinking. Strategies include providing the public with information, social marketing, environmental and community development, peer leadership, and community education. The SNIA hosts underage drinking (UAD) prevention town hall meetings, cultural celebrations, life skills training for young/adolescent children and parents, neighborhood walks with Promotoras, Los Líderes activities, and community workshops on UAD drinking laws and health-related consequences. Peer leaders will create UAD prevention messages for schools, community organizations, and other coalitions.

Parker Area Alliance for Community Empowerment (PAACE)

Number of youth served	3,577
Number of parents served	0

Number of caregivers served	0
Numbers pertain to the 12 months ending	06/30/2011
Program has been evaluated	No data
Evaluation report is available	No data
URL for evaluation report:	No data
URL for more program information: http://www.paace.org	
Program description: The PAACE addresses underage drinking by implementing community development strategies and providing community education and training on the risks/harms/ consequences of underage drinking for youth and adults. Activities include a life skills component designed to help youth decrease favorable attitudes toward substance (ab)use and increase knowledge of the perceived risks and harms of underage drinking.	
Luz Southside Coalition	
Number of youth served	2,939
Number of parents served	222,309
Number of caregivers served	250,000
Numbers pertain to the 12 months ending	No data
Program has been evaluated	Yes
Evaluation report is available	No
URL for evaluation report:	Not applicable
URL for more program information:	http://www.luzsocialservices.org/southside.html
Program description: The Luz Southside Coalition implements the Juntos Podemos (Together We Can) Project using a two-pronged approach to combat substance abuse: (1) recruiting, training, and empowering parents in communication skills and healthy family interactions, and (2) using media literacy and cultural competency to educate community members about alcohol consumption and abuse, the alcohol industry's disrespect of Latino/Mexican culture via ads, and liquor licensing hearings to increase opposition to new licenses.	
Chandler Coalition on Youth Substance Abuse	
Number of youth served	19,700
Number of parents served	55,000
Number of caregivers served	400,000
Numbers pertain to the 12 months ending	06/30/2011
Program has been evaluated	Yes
Evaluation report is available	No
URL for evaluation report:	Not applicable
URL for more program information:	No data
Program description: Underage drinking is the primary substance (ab)used by youth ages 14 to 17 at parties in the Chandler Redevelopment Area. Thus, the Improving Chandler Area Neighborhoods (ICAN) Prevention Program seeks to decrease contributing variables like social and retail access to alcohol, cultural and social norms favoring underage drinking, and low perception of enforcement of alcohol and its consequences. The ICAN implements: • Peer leadership programming with youth ages 13 to 18 and adults 18 and older in the area. • Community development to include enforcement/compliance activities such as party patrols, shoulder tap enforcement efforts, CUB operations, and social host ordinance advocacy. • Training for merchants, law enforcement, first responders, and school faculty to enhance knowledge of local community health issues related to underage drinking and enforcement. • Public information/social marketing campaigns targeting adult enablers.	
Way Out West (WOW) Coalition	
Number of youth served	5,570
Number of parents served	0
Number of caregivers served	0
Numbers pertain to the 12 months ending	06/30/2011
Program has been evaluated	Yes

Evaluation report is available URL	No
for evaluation report:	Not applicable
URL for more program information:	
http://www.wayoutwestcoalition.org	

Program description: The WOW Coalition focuses on substance abuse prevention and implementation of public information/social marketing, community education, and community development strategies that target underage drinking. Both environmental and individual strategies are used. The coalition is working to pass a social host ordinance in the town of Buckeye and to limit access to alcohol by creating party patrols with local law enforcement. Community education will help the public understand the new ordinance and why it is important to the community.

Pima County—Tucson Commission on Addiction Prevention and Treatment

Number of youth served	410
Number of parents served	0
Number of caregivers served	0
Numbers pertain to the 12 months ending	06/30/2011
Program has been evaluated	Yes
Evaluation report is available	No
URL for evaluation report:	Not applicable
URL for more program information:	No data

Program description: Pima County—Tucson Commission on Addiction Prevention and Treatment provides community assessment, mobilization, and public policy development for substance abuse treatment and prevention to decrease underage drinking.

Community Outreach Prevention Education (COPE) Coalition

Number of youth served	1,332
Number of parents served	0
Number of caregivers served	0
Numbers pertain to the 12 months ending	06/30/2011
Program has been evaluated	Yes
Evaluation report is available	No
URL for evaluation report:	Not applicable
URL for more program information:	
http://www.copecoalitionaz.org	

Program description: The COPE Coalition uses environmental strategies, the Strategic Prevention Framework, and cultural competency to achieve community-level change to reduce underage drinking. The coalition serves the Maryvale community, where most residents are Hispanic and nearly 60 percent of youth report engaging in underage drinking. As a result, school suspensions, dropouts, expulsions, violent and property crimes, and drunk driving have increased. The COPE Coalition seeks to reduce the accessibility and availability of alcohol to underage Hispanic youth by promoting and implementing:

- Support and enforcement of a social host/unruly gatherings ordinance for the City of Phoenix.
- Community education trainings targeting retail and social access to alcohol.
- Youth Council meetings to engage youth in coalition activities.
- A Promotoras program.
- Education on youth alcohol access and the need for restriction via various media outlets.

Copper Basin Coalition

Number of youth served	1,221
Number of parents served	0
Number of caregivers served	0
Numbers pertain to the 12 months ending	06/30/2011

Program has been evaluated	Yes
Evaluation report is available	No
URL for evaluation report:	Not applicable
URL for more program information:	http://www.copperbasincoalition.weebly.com

Program description: The Copper Basin Coalition addresses binge drinking, underage drinking, and alcohol-related vehicle crash injuries among youth by using the following two Community Anti-Drug Coalitions of America (CADCA) prevention strategies: changing social norms and enacting social host policies. The Copper Basin Coalition focuses on social host programs/laws and securing parental pledges to maintain a safe home.

Making Alliances Through Neighborhood Organizing (MANO) Coalition	
Number of youth served	33
Number of parents served	0
Number of caregivers served	500
Numbers pertain to the 12 months ending	12/30/2011
Program has been evaluated	Yes
Evaluation report is available	No
URL for evaluation report:	Not applicable
URL for more program information:	No data

Program description: The MANO Coalition focuses on reducing the number of adults who are willing to provide alcohol to underage youth. Lunch n' Learn sessions are held with parents at local businesses to increase awareness about the harms and legal consequences of providing alcohol to youth, while town hall meetings mobilize prevention of underage drinking. The coalition works with local merchants, retailers, schools, and businesses to promote the Draw the Line campaign and partners with other coalitions to work on passing a social host ordinance in the City of Phoenix.

Mesa Prevention Alliance (MPA)	
Number of youth served	123,383
Number of parents served	76
Number of caregivers served	900
Numbers pertain to the 12 months ending	06/30/2011
Program has been evaluated	Yes
Evaluation report is available	No
URL for evaluation report:	Not applicable
URL for more program information: http://www.communitybridgesaz.org	

Program description: The MPA aims to strengthen collaboration throughout Mesa to reduce youth substance (ab)use by working with Mesa Public Schools to improve enforcement, educate parents on the ramifications of providing alcohol to youth, and engage in social marketing to change youth perceptions of underage drinking. The MPA partners with Mesa police to increase enforcement activities targeting weekend parties. Alcohol vendors receive education and discouragement on product placement of alcohol aimed at youth.

Stop Teen Underage Drinking Coalition	
Number of youth served	150
Number of parents served	0
Number of caregivers served	0
Numbers pertain to the 12 months ending	06/30/2010
Program has been evaluated	Yes
Evaluation report is available	No
URL for evaluation report:	Not applicable
URL for more program information:	No data

Program description: The Stop Teen Underage Drinking Coalition builds and sustains substance abuse prevention coalitions and youth advisory councils; each participating coalition operates with a grassroots approach. The project partners with other local agencies to determine necessary strategies for reducing and preventing substance (ab)use in Mohave County.

South Mountain WORKS Coalition

Number of youth served	42,945
Number of parents served	0
Number of caregivers served	0
Numbers pertain to the 12 months ending	06/30/2011
Program has been evaluated	Yes
Evaluation report is available	No
URL for evaluation report:	Not applicable
URL for more program information:	
http://www.facebook.com/pages/South-Mountain-WORKS-Coalition/106360516070777	

Program description: The South Mountain WORKS Coalition addresses the high rate of alcohol use among the community's youth and contributing variables, including ease of social access to alcohol. The program uses life skills development, peer leadership, public information and social marketing, community education, and community development, in which the Strategic Prevention Framework is used with community members. This process includes community assessment, capacity building, planning, implementation, and evaluation. Prevention Specialists offer program activities using evidence-based curricula (e.g., Project Alert) after school, between sessions, and during summer.

Urban Indian Coalition of Arizona

Number of youth served	184
Number of parents served	1,028
Number of caregivers served	10,006
Numbers pertain to the 12 months ending	06/30/2011 Yes
Program has been evaluated	No
Evaluation report is available	Not applicable
URL for evaluation report:	http://www.uicaz.org
URL for more program information:	

Program description: The Urban Indian Coalition provides community-based prevention programs to address underage drinking among Native American youth. The Coalition achieves this by promoting healthy lifestyles for Native American youth, families, and community members. The coalition seeks to reach a broad audience and build capacity through:

- Community education for parents and community members.
- Public information and social marketing.
- Life skills development in group settings for youth.
- Early identification and referral of individuals who may be at risk for substance abuse and other behavioral health issues.

Covert Underage Buyer (CUB) Program

Number of youth served	No data
Number of parents served	No data
Number of caregivers served	No data
Numbers pertain to the 12 months ending	No data
Program has been evaluated	No
Evaluation report is available	Not applicable
URL for evaluation report:	Not applicable
URL for more program information:	No data

Program description: In an effort to curb the sale of liquor to underage persons, the CUB program was instituted in 2003. This program provides the resources necessary for the Arizona Department of Liquor License and Control (DLLC) to investigate complaints of liquor-licensed businesses suspected of underage liquor law violations. When the DLLC has reasonable suspicion that a liquor-licensed establishment is selling liquor to underage customers, the agency will send in a CUB to attempt to

purchase liquor. The CUBs are ages 15 to 19 and are carefully trained by DLLC investigators to understand and follow state laws, including DLLC's CUB investigation guidelines. The DLLC provides CUB program training to all Arizona law enforcement agencies, allowing the program to operate statewide.	
Target Responsibility for Alcohol Connected Emergency (TRACE)	
Number of youth served	No data
Number of parents served	No data
Number of caregivers served	No data
Numbers pertain to the 12 months ending	No data
Program has been evaluated	No
Evaluation report is available	Not applicable
URL for evaluation report:	Not applicable
URL for more program information:	http://www.uicaz.org
Program description: TRACE began in December 2004 to develop a system of effective and rapid communication between local law enforcement and emergency medical services personnel in high-profile cases that involve underage drinking. Each TRACE case is concluded only when the source of liquor is traced back to the supplier and the supplier is charged with a criminal and/or administrative violation. TRACE is now statewide with one full-time investigator available for immediate response to alcohol-related emergencies involving an underage person.	
Underage Alcohol Enforcement and Education	
Number of youth served	No data
Number of parents served	No data
Number of caregivers served	No data
Numbers pertain to the 12 months ending	No data
Program has been evaluated	No
Evaluation report is available	Not applicable
URL for evaluation report:	Not applicable
URL for more program information:	No data
Program description: This is a federally funded program allowing overtime to enhance enforcement and education related to underage liquor activities in Arizona. Liquor activities include, but are not limited to, persons under age 21 purchasing, possessing, and/or consuming liquor.	
Driving Under the Influence (DUI) Underage Drinking Enforcement	
Number of youth served	No data
Number of parents served	No data
Number of caregivers served	No data
Numbers pertain to the 12 months ending	No data
Program has been evaluated	No data
Evaluation report is available	No data
URL for evaluation report	No data
URL for more program information:	http://www.uicaz.org
Program description: This federally funded program supports personnel, personnel expenses, and materials and supplies needed to conduct underage DUI enforcement and Title 4 (Arizona liquor law) training to law enforcement agencies throughout Arizona.	
Enforcing the Underage Drinking Laws (EUDL) Program	
Number of youth served	No data
Number of parents served	No data
Number of caregivers served	No data
Numbers pertain to the 12 months ending	No data
Program has been evaluated	No
Evaluation report is available	Not applicable
URL for evaluation report:	Not applicable
URL for more program information:	No data

Program description: The EUDL Program supports and enhances efforts by states and local jurisdictions to prohibit the sale of alcoholic beverages to minors and the purchase and consumption of alcoholic beverages by minors. (Minors are defined as individuals less than 21 years old.)
Underage Drinking Prevention Programs Operated or Funded by the State: Programs RELATED TO Underage Drinking
MASH Coalition
URL for more program information: http://mashcoalition.org
Program description: This prevention program focuses on developing life skills through seven sessions on decisionmaking, violence prevention, anger management, and conflict resolution. In emphasizing peer leadership, the Teen Outreach leadership program encourages students to volunteer in their local communities and gain useful skills and goal-oriented behaviors. Students are also provided with structured discussions, group exercises, role plays, guest speakers, and informational presentations to help them cope with important developmental tasks.
Help Enrich African American Lives (HEAAL) Coalition
URL for more program information: http://www.tcdccorp.org/p/heaal-coalition.html
Program description: The HEAAL Coalition provides teens with skills to maintain a drug-free life, increase positive social interaction, and increase healthy self-esteem and motivation for long-term goals. The program aims to reduce risk factors while building protective factors for substance abuse prevention. It offers interactive teen workshops, provides cultural competency trainings for professionals, and hosts Community Teen Forums to increase substance abuse awareness in the African American community.
MATForce
URL for more program information: http:// www.MATForce.org
Program description: No data
Tempe's Coalition to Prevent Underage Alcohol & Drug Use
URL for more program information: http://www.tempe.gov/coalition
Program description: No data
Arizona Youth Partnership
URL for more program information: http://www.azyp.org
Program description: No data
Campesinos Sin Fronteras
URL for more program information: http://campesinossinfronteras.org
Program description: No data
Coconino County Juvenile Court
URL for more program information: http://www.coconino.az.gov/courts.aspx?id=249
Program description: No data
Compass Health Care
URL for more program information: http://www.compasshc.org
Program description: No data
Jewish Family & Children's Services of Southern Arizona
URL for more program information: http://www.jfcstucson.org
Program description: No data
Parenting Arizona
URL for more program information: http://www.parentingaz.org
Program description: No data

Additional Information Related to Underage Drinking Prevention Programs

State collaborates with federally recognized Tribal governments in the prevention of underage drinking — Yes

Description of collaboration: Arizona has intergovernmental agreements with the Gila River Indian Community and Pascua Yaqui Tribe to provide alcohol-related substance abuse prevention services. Arizona subcontracts to private nonprofit corporations (Regional Behavioral Health Authorities) that:

1. Provide alcohol-related substance abuse prevention services directly to the San Carlos Apache Tribe and the Fort McDowell Nation.
2. Provide alcohol-related prevention services to the Ak-Chin Indian Community, Tohono O'Odham Nation, Navajo Nation, and Hopi Nation.
3. Work collaboratively to write grants and develop capacity to deliver alcohol-related substance abuse prevention services with the Havasupai Nation, Hualapai Nation, Prescott Yavapai Nation, and White Mountain Apache Tribe.

The Arizona Department of Liquor License and Control meets quarterly with three groups to discuss liquor-related concerns and solutions. Of the three groups, two represent all 22 of Arizona's federally recognized Tribal governments and are identified with an asterisk before the group name: *Indian Country Intelligence Network (ICIN), Arizona Police Chiefs Association, and *Tribal Gaming Office (TGO). All licensed establishments on Tribal land in the State of Arizona operate under Title 4 (Arizona liquor law).

State has programs to measure and/or reduce youth exposure to alcohol advertising and marketing — Yes

Program description: Luz Southside Coalition (in a southern neighborhood of Tucson) works with billboard companies in their neighborhood to limit billboards advertising alcohol. The Mesa Prevention Alliance (MPA; City of Mesa) partners with alcohol vendors to provide education and discourage product placement of alcohol aimed at youth.

State has adopted or developed best practice standards for underage drinking prevention programs — Yes

Best practice standards description: A team of prevention experts convenes to review each prevention program and determine if the program is evidence based using the following criteria developed by the SAMHSA Center for Substance Abuse Prevention (CSAP) guidance document. To be deemed evidence based, a program/strategy must meet one of the following three definitions below:

- Included on federal lists or registry of evidence-based interventions; OR
- Reported (with positive effects) in peer-reviewed journals; OR
- Documented effectiveness supported by other sources of information and the consensus judgment of informed experts, as described in the following set of guidelines, all of which must be met:
  - Guideline 1: The intervention is based on a theory of change that is documented in a clear logic or conceptual model.
  - Guideline 2: The intervention is similar in content and structure to interventions that appear in registries and/or the peer-reviewed literature.
  - Guideline 3: The intervention is supported by documentation that it has been effectively implemented in the past, and multiple times, in a manner attentive to scientific standards of evidence and with results that show a consistent pattern of credible and positive effects.
  - Guideline 4: The intervention is reviewed and deemed appropriate by a panel of informed prevention experts that includes well-qualified prevention researchers experienced in evaluating prevention interventions similar to those under review; local prevention practitioners; and key community leaders as appropriate (e.g., officials from law enforcement and education sectors, or elders within indigenous cultures). Decisions are based on group consensus.

Additional Clarification

None given

State Interagency Collaboration	
A state-level interagency governmental body/committee exists to coordinate or address underage drinking prevention activities	Yes
Committee contact information: Name: Jeanne Blackburn E-mail: jblackburn@az.gov Address: 1700 West Washington Street, Suite 101, Phoenix, AZ 85007 Phone: 602-542-6004	
Agencies/organizations represented on the committee: • Office of Governor Janice Brewer • Governor's Office for Children, Youth and Families • Arizona Department of Education • Arizona Health Care Cost Containment System (State Medicaid) • Joint Counter Narcotic Task Force, Arizona National Guard • Arizona Administrative Office of the Courts • Arizona Department of Liquor License and Control • Governor's Office of Highway Safety • Arizona Department of Public Safety • Attorney General's Office • Veterans' Administration • Arizona Department of Economic Security • Parker Area Alliance for Community Empowerment (Substance Abuse Prevention Coalition) • Arizona Department of Health Services/Division of Behavioral Health Services • Yuma County Sheriff's Office • High Intensity Drug Trafficking Area Program, Office of National Drug Control Policy • Arizona Department of Corrections • COPE Community Services, Inc. (Substance Abuse Treatment Service Provider) • Arizona Department of Juvenile Corrections • Arizona Criminal Justice Commission • Phoenix Police Department • Campus Health Center, Arizona's Institute of Higher Education Network • Arizona Mothers Against Drunk Driving • Governor's Youth Commission • Casa Grande Alliance (Substance Abuse Prevention Coalition) • Arizona Students Against Destructive Decisions • Hualapai Nation (Tribal) • Arizona Governor's Commission on Service and Volunteerism • Cenpatico Behavioral Health of Arizona (Regional Behavioral Health Authority) • Gila County Sheriff's Office • Graham County Anti-Meth Coalition • Urban Indian Coalition of Arizona • Coconino County Alliance Against Drugs • Arizona Youth Partnership • Meth-Free Alliance • Greenlee County Sheriff's Office • Pima County Community Prevention Coalition • Arizona State University • Treatment Assessment Screening Center, Inc. (Substance Abuse Treatment Service Provider and Provider of Drug Testing [Urinalysis] Services) • Indian Health Service • First Things First (Birth to Age 5 School Readiness Agency)	

A website or other public source exists to describe committee activities	Yes
URL or other means of access: http://gocyf.az.gov/SAP/BRD_ASAP.asp	

Underage Drinking Reports	
State has prepared a plan for preventing underage drinking in the last 3 years	Yes
Prepared by: Underage Drinking Prevention Committee	
Plan can be accessed via:	No data
State has prepared a report on preventing underage drinking in the last 3 years	Yes
Prepared by: Underage Drinking Prevention Committee	
Plan can be accessed via:	No data

Additional Clarification

The Arizona Substance Abuse Partnership (ASAP) was established by Executive Order 2007-12 in June 2007. Staffed by the Governor's Office for Children, Youth, and Families and chaired by the Governor's Policy Advisor for Human Services, who also serves as the Director for the Governor's Office for Children, Youth and Families, the ASAP is composed of representatives from state governmental bodies, federal entities, and community organizations as well as individuals in recovery. The ASAP serves as the single statewide council on substance abuse prevention, enforcement, treatment, and recovery efforts and, through its Chair, is able to communicate the needs of the state to the governor. It is ASAP's mission to ensure community-driven, agency-supported outcomes to prevent and reduce the negative effects of alcohol, tobacco, and drugs by building and sustaining partnerships between prevention, treatment, recovery, and enforcement professionals. Through coordination and collaboration among its members and their respective agencies and organizations, the ASAP strives to ensure that substance abuse is addressed in a comprehensive manner and that funding is spent efficaciously and efficiently.

For 2012, the ASAP will concentrate its efforts toward the reduction of prescription drug abuse, through a multisystem pilot project in three counties based on a strategy that outlines the necessary efforts for law enforcement/criminal justice professionals and the prevention and medical/treatment communities.

Two work groups assist the ASAP in meeting its goals:

• Substance Abuse Epidemiology Work Group (Epi Work Group) – The Epi Work Group's mission is to provide communities, policymakers, and local, state, and Tribal officials with data on the use, consequences, and context of alcohol and illicit, over-the-counter, and prescription drugs to inform their substance abuse prevention and intervention strategies. The Work Group produces *The Impact of Substance Abuse: A Snapshot of Arizona* and behavioral health epidemiology profiles for use by community coalitions, agencies, and individuals in relevant fields. Additionally, the Work Group conducts analyses of individual substance abuse issues, responds to ad hoc data requests and brings data to bear on ASAP's policy decisions around its strategic plan and focus areas. Further, the Work Group assists the ASAP to develop effective methods for integrating and expanding services across Arizona while maximizing available resources and supporting a data-driven decisionmaking process.

• Communities Preventing Substance Abuse Work Group (CPSAWG) – The CPSAWG is a merger of two former subcommittees of the ASAP, the Underage Drinking Prevention Committee and the Community Advisory Board. This group brings together representatives from community coalitions around the state and state agency representatives to provide an essential link between community and state-level efforts. The CPSAWG brings the community voice to the ASAP table; reports on important community issues that inform ASAP's work; helps communities improve their capacity to identify emerging trends, as well as take action and report on them to the proper institutions/authorities; takes the data available through the Epi Work Group and the ASAP back to coalitions and communities to effectively target prevention, treatment, recovery, and enforcement activities; serves as a resource for communities and the state to identify the most effective ways to reduce substance abuse through collaborative efforts and by targeting limited resources where they are most needed; and elevates and recognizes the important work being carried out at the community level to ensure that state-level responses are cognizant of the impact of policies on individual communities.

This work group assesses statewide epidemiological data, resources, strategies and policies, and builds relationships with Tribes, youth, law enforcement, government agencies, and community coalitions. By combining resources, practice, and research, the work group collaborates to reduce substance abuse.

State Expenditures for the Prevention of Underage Drinking	
Compliance checks/decoy operations in retail outlets:	
Estimate of state funds expended	Data not available
Estimate based on the 12 months ending	Data not available
Checkpoints and saturation patrols:	
Estimate of state funds expended	Data not available
Estimate based on the 12 months ending	Data not available
Community-based programs to prevent underage drinking:	
Estimate of state funds expended	$0
Estimate based on the 12 months ending	12/31/2011
K–12 school-based programs to prevent underage drinking:	
Estimate of state funds expended	Data not available
Estimate based on the 12 months ending	Data not available
Programs targeted to institutes of higher learning:	
Estimate of state funds expended	Data not available
Estimate based on the 12 months ending	Data not available
Programs that target youth in the juvenile justice system:	
Estimate of state funds expended	$0
Estimate based on the 12 months ending	12/31/2011
Programs that target youth in the child welfare system:	
Estimate of state funds expended	$0
Estimate based on the 12 months ending	12/31/2011
Other programs:	
Programs or strategies included:	No data
Estimate of state funds expended	Not applicable
Estimate based on the 12 months ending	Not applicable

Funds Dedicated to Underage Drinking	
State derives funds dedicated to underage drinking from the following revenue streams:	
Taxes	No
Fines	No
Fees	No
Other	No data
Description of funding streams and how they are used:	
No data	

Additional Clarification

None given

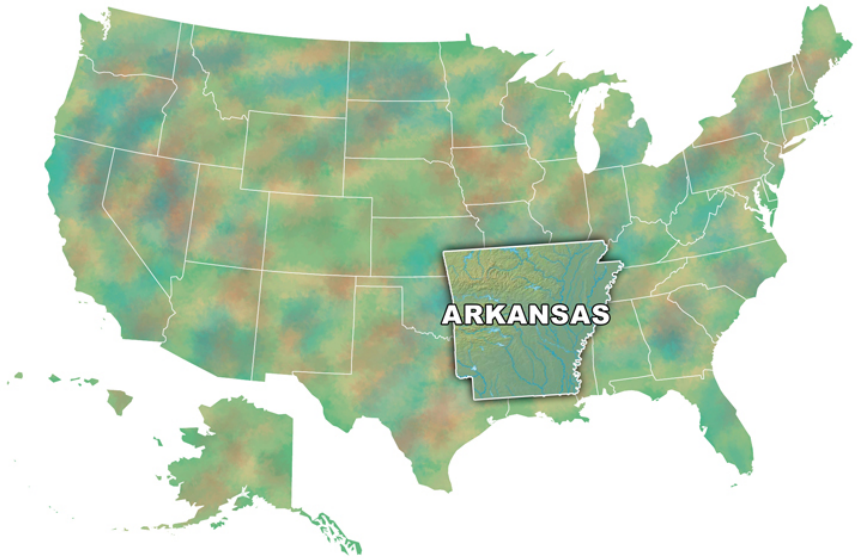

Arkansas

State Profile and Underage Drinking Facts*

State Population: 2,937,979
Population Ages 12–20: 351,000

	Percentage	Number
Ages 12–20		
Past-Month Alcohol Use	22.7	8,000
Past-Month Binge Alcohol Use	15.0	52,000
Ages 12–14		
Past-Month Alcohol Use	7.7	9,000
Past-Month Binge Alcohol Use	3.7	4,000
Ages 15–17		
Past-Month Alcohol Use	21.3	26,000
Past-Month Binge Alcohol Use	14.9	18,000
Ages 18–20		
Past-Month Alcohol Use	38.2	45,000
Past-Month Binge Alcohol Use	25.6	30,000
Alcohol-Attributable Deaths (under 21)		60
Years of Potential Life Lost (under 21)		3,613
	Percentage of All Traffic Fatalities	**Number**
Traffic Fatalities, 15- to 20-Year-Old Drivers with BAC > 0.01	20.0	13

* See Appendix C for data sources.

Laws Addressing Minors in Possession of Alcohol

Underage Possession of Alcohol

Possession is prohibited—no explicit exceptions noted in the law.

Underage Consumption of Alcohol

Consumption is not explicitly prohibited.

Internal Possession by Minors

Internal possession is not explicitly prohibited.

Note: Arkansas provides that "intoxicating liquor, wine, or beer in the body of a minor is deemed to be in his or her possession" (Ark. Code Ann. § 3-3-203(a)(2)). Laws that prohibit minors from having alcohol in their bodies, but which do so without reference to a blood, breath, or urine test, are not considered as prohibiting Internal Possession, for purposes of this report.

Underage Purchase of Alcohol

Purchase is prohibited and there is NO ALLOWANCE for youth purchase for law enforcement purposes.

False Identification for Obtaining Alcohol

Provision(s) Targeting Minors

- Use of a false ID to obtain alcohol is a criminal offense.
- Penalty may include driver's license suspension through a judicial procedure for those under 18 years old and through an administrative process for those 18 to 21 years old.

Provision(s) Targeting Suppliers

- It is a criminal offense to lend, transfer, or sell a false ID.
- It is a criminal offense to manufacture or distribute a false ID.

Provisions Targeting Retailers

- Licenses for drivers under age 21 are easily distinguishable from those for drivers age 21 and older.
- No statutory affirmative defense—statutes do not provide an affirmative defense related to retailer's belief that the minor was age 21 or older.
- Retailer has the authority to detain a minor suspected of using a false ID in connection with the purchase of alcohol.

Note: Under Ark. Code Ann. § 5-27-503(b), a seller's detention of a person under 21 for use of false identification "shall not include a physical detention."

Laws Targeting Underage Drinking and Driving

BAC Limits: Youth (Underage Operators of Noncommercial Motor Vehicles)

- BAC limit: 0.02
- BAC level at or above the limit is per se (conclusive) evidence of a violation
- Applies to drivers under age 21

Loss of Driving Privileges for Alcohol Violations by Minors ("Use/Lose Laws")

Provisions Applicable to Minors Under Age 18

Type(s) of Violation Leading to Driver's License Suspension, Revocation, or Denial
- Underage purchase
- Underage possession

Authority To Impose Driver's License Sanction
- Discretionary

Length of Suspension/Revocation
- Minimum: 0 days
- Maximum: Not specified

Provisions Applicable to Minors Ages 18 to 21

Type(s) of Violation Leading to Driver's License Suspension, Revocation, or Denial
- Underage purchase
- Underage possession

Authority To Impose Driver's License Sanction
- Mandatory

Length of Suspension/Revocation
- 60 days

Graduated Driver's License

Learner Stage
- Minimum entry age: 14
- Minimum learner-stage period: 6 months
- No minimum supervised driving requirement

Intermediate Stage
- Minimum age: 16
- Unsupervised night driving
  - Prohibited after: 11 p.m.
  - Primary enforcement of the night-driving rule
- Passenger restrictions exist: No more than one unrelated minor passenger under 21, unless accompanied by driver in front seat who is 21 or older.
- Primary enforcement of the passenger-restriction rule

License Stage
- Minimum age to lift restrictions: 18

Laws Targeting Alcohol Suppliers

Furnishing Alcohol to Minors

Furnishing is prohibited with the following exception(s): EITHER
- Parent/guardian OR
- Spouse

Note: Arkansas's statute regarding furnishing alcohol to any person under 21 includes an exception for "family" members, but does not specify which family members. For the purposes of this report, the phrase "family" is interpreted as including a spouse.

Compliance Check Protocols

Age of Decoy
- Minimum: 16
- Maximum: 19

Appearance Requirements
- Males: No facial hair.
- Females: No excessive jewelry or makeup

ID Possession
- Required

Verbal Exaggeration of Age
- Prohibited

Decoy Training
- Not specified—watch video

Penalty Guidelines for Sales to Minors

No data

Responsible Beverage Service

Voluntary Beverage Service Training
- Applies to both on-sale and off-sale establishments
- Applies to both new and existing outlets

Incentive for Training
- Mitigation of fines or other administrative penalties for sales to minors

Minimum Ages for Off-Premises Sellers

- Beer: 18
- Wine: 18
- Spirits: 21

Minimum Ages for On-Premises Sellers

- Beer: 19 for servers and 21 for bartenders
- Wine: 19 for servers and 21 for bartenders
- Spirits: 19 for servers and 21 for bartenders

Distance Limitations for New Alcohol Outlets Near Universities and Schools

Colleges and Universities

- No distance limitation

Primary and Secondary Schools

Prohibitions against outlet siting:

- Off-premises outlets: Yes—within 1,000 feet
- On-premises outlets: No
- Alcohol products: Beer, wine, spirits

Dram Shop Liability

Statutory liability exists.

Social Host Liability Laws

There is no statutory liability.

Host Party Laws

Social host law is not specifically limited to underage drinking parties

- Action by underage guest that triggers violation: Consumption
- Property type(s) covered by liability law: Residence, outdoor, other
- Standard for hosts' knowledge or action regarding the party: Knowledge—host must have actual knowledge of the occurrence
- Exception(s): Family

Note: Arkansas's social host provision applies only to a person who is present and in control of the private property at the time the consumption occurs.

Retailer Interstate Shipments of Alcohol

Retailer interstate shipments are prohibited for all types of beverages.

Direct Sales/Shipments of Alcohol by Producers

Direct sales/shipments from producers to consumers are not permitted.

Keg Registration

- Keg definition: Liquid capacity of more than 5 gallons
- Prohibited:
  - Possessing an unregistered, unlabeled keg—maximum fine/jail: $1,000/90 days
  - Destroying the label on a keg—maximum fine/jail: $1,000/90 days
- Purchaser information collected:
  - Purchaser's name and address
  - Verified by a government-issued ID
- Warning information to purchaser: Active—purchaser action required (e.g., signature)
- Deposit required: $75
- Provisions do not specifically address disposable kegs.

Alcohol Pricing Policies

Home Delivery

- Beer: Prohibited
- Wine: Prohibited
- Spirits: Prohibited

Alcohol Tax

Beer (5 percent alcohol)

- Specific excise tax: $0.24 per gallon
- Ad valorem excise tax (off-premises sales): 1 percent

$0.20 per gallon for alcohol content of more than 6.25 percent, with 3 percent off-premises ad valorem retail rate. Ad valorem tax applied at retail level.

Wine (12 percent alcohol)

- Specific excise tax: $0.75 per gallon
- Ad valorem excise tax (off-premises sales): 3 percent

Ad valorem tax applied at retail level.

Spirits (40 percent alcohol)

- Specific excise tax: $2.50 per gallon
- Ad valorem excise tax (on-premises sales): 14 percent
- Ad valorem excise tax (off-premises sales): 3 percent

$1.00 per gallon for alcohol content of less than 26.25 percent but more than 6.25 percent. Ad valorem tax applied at retail level.

Drink Specials

- Free beverages: Not prohibited
- Multiple servings at one time: Not prohibited
- Multiple servings for same price as single serving: Prohibited
- Reduced price at specified day or time: Not prohibited
- Unlimited beverages: Prohibited
- Increased volume: Not prohibited

Wholesale Pricing

Pricing restrictions exist.

Beer (5 percent alcohol)

- Retailer credit not permitted

Wine (12 percent alcohol)

- Retailer credit not permitted

Spirits (40 percent alcohol)

- Retailer credit not permitted

Arkansas State Survey Responses

State Agency Information	
Agency with primary responsibility for enforcing underage drinking laws:	
This is a duty that is shared between all law enforcement agencies in the state.	
Methods by which local and state enforcement agencies coordinate their efforts to enforce laws prohibiting underage drinking:	
We work together with other local and state agencies doing compliance checks. The ofher agencies inform us with any problems they are having in their areas.	
Enforcement Strategies	
State law enforcement agencies use:	
Cops in Shops	Yes
Shoulder Tap Operations	Yes
Party Patrol Operations or Programs	Yes
Underage Alcohol–Related Fatality Investigations	Yes
Local law enforcement agencies use:	
Cops in Shops	Yes
Shoulder Tap Operations	Yes
Party Patrol Operations or Programs	Yes
Underage Alcohol–Related Fatality Investigations	Yes
State has a program to investigate and enforce direct sales/shipment laws	No
Primary State agency responsible for enforcing laws addressing direct sales/shipments of alcohol to minors	Not applicable
Such laws are also enforced by local law enforcement agencies	Not applicable
Enforcement Statistics	
State collects data on the number of minors found in possession	Yes
Number of minors found in possession by state law enforcement agencies	640
Number pertains to the 12 months ending	12/31/2011
Data include arrests/citations issued by local law enforcement agencies	Yes
State conducts underage compliance checks/decoy operations[2] to determine if alcohol retailers are complying with laws prohibiting sales to minors	Yes
Data are collected on these activities	Yes
Number of licensees checked for compliance by state agencies	2,608
Number of licensees that failed state compliance checks	274
Numbers pertain to the 12 months ending	12/31/2011
Local agencies conduct underage compliance checks/decoy operations to determine if alcohol retailers are complying with laws prohibiting sales to minors	Yes
Data are collected on these activities	No
Sanctions	
State collects data on fines imposed on retail establishments that furnish minors	Yes
Number of fines imposed by the state[3]	No data
Total amount in fines across all licensees	$188,000
Numbers pertain to the 12 months ending	12/31/2011
State collects data on license suspensions imposed on retail establishments specifically for furnishing minors	Yes
Number of suspensions imposed by the state[4]	9
Total days of suspensions across all licensees	16
Numbers pertain to the 12 months ending	12/31/2011
State collects data on license revocations imposed on retail establishments specifically for furnishing minors	Yes
Number of license revocations imposed[5]	0
Numbers pertain to the 12 months ending	12/31/2011

Additional Clarification

Out of 18,263 minors found in possession by state law enforcement agencies, the number of those driving while intoxicated (DWI) under 21 was 16,950, the number of those driving under the influence (DUI) was 673, and the number of minors in possession (MIP) was 640 total (minors in possession or intoxicated)

[1] Or having consumed or purchased per state statutes.
[2] Underage compliance checks/decoy operations to determine whether alcohol retailers are complying with laws prohibiting sales to minors.
[3] Does not include fines imposed by local agencies.
[4] Does not include suspensions imposed by local agencies.
[5] Does not include revocations imposed by local agencies.

Underage Drinking Prevention Programs Operated or Funded by the State: Programs SPECIFIC TO Underage Drinking

Special Prevention Unit (SPU)

Number of youth served	725
Number of parents served	No data
Number of caregivers served	No data
Numbers pertain to the 12 months ending	12/31/2011
Program has been evaluated	No
Evaluation report is available	Not applicable
URL for evaluation report:	Not applicable
URL for more program information:	Not applicable

Program description: This program is funded by a subgrant issued by the Arkansas Department of Finance and Administration under the Enforcing Underage Drinking Laws (EUDL) grant. SPU is a collaborative prevention-based initiative focusing on the reduction of the onset and current use of alcohol among youth in Hempstead, Pike, and Little River Counties as well as the Dequeen, Hope, Fouke, and Texarkana Arkansas Police Departments The primary goal is to provide an opportunity for youth leaders to be formally trained in prevention, advocacy, substance education, and leadership to serve as peer leaders and role models for the youth population in their persepctive areas. The secondary goal is to improve access and training for adult volunteers. The SPU program offers opportunities to train youth to give back to the community and to work in conjunction with law enforcement and Substance Abuse Prevention (SAP) Committee to present community educationa programs, peer monitoring, and prevention programs for upperclassmen within the school.

Strategies To Reduce Underage Drinking in Madison County

Number of youth served	660 (200 at Red Ribbon, 260 at Teen Summit, 200 at Camp Harvest)
Number of parents served	No data
Number of caregivers served	No data
Numbers pertain to the 12 months ending	No data
Program has been evaluated	No data
Evaluation report is available	No data
URL for report:	Not applicable
URL for more program information:	Not applicable

Program description: Through collaboration, the Madison County Sheriff's Office, Huntsville School District, Huntsville Police Department, and Madison County Community Coalition have implemented the following strategies:

- Compliance checks (environmental enforcement strategy)
- Evidence-based program: Life Skills (Camp Harvest, an educational strategy)
- Education through Red Ribbon Week (educational strategy)
- Education through 8th-grade Teen Summit (educational strategy)
- Social norm advertising campaign (environmental strategy)

Underage Drinking Prevention Programs Operated or Funded by the State: Programs RELATED TO Underage Drinking
Arkansas Collegiate Drug Education Committee (ACDEC)
URL for more program information: http://www.acdec.org
Program description: Funded in part by a subgrant from Arkansas Department of Finance and Administration under the Enforcing Underage Drinking Laws grant, ACDEC is a collaboration of colleges and universities across the state. ACDEC provides support to member colleges in the form of mini grants for underage drinking prevention and education iniatives. ACDEC is a unique program in the state of Arkansas in that it focuses on the college-age population. ACDEC provides an array of innovative and impactful education and prevention programming, such as Mock-tail parties, Spring Break programs, and leadership training.

Additional Information Related to Underage Drinking Prevention Programs	
State collaborates with federally recognized Tribal governments in the prevention of underage drinking	No recognized Tribes
Program description:	Not applicable
State has programs to measure and/or reduce youth exposure to alcohol advertising and marketing	No
Program description:	Not applicable
State has adopted or developed best practice standards for underage drinking prevention programs	No

Additional Clarification
None given

State Interagency Collaboration	
A state-level interagency governmental body/committee exists to coordinate or address underage drinking prevention activities	No
Committee contact information:	
No data	
Agencies/organizations represented on the committee:	
Because the Strategic Prevention Framework State Incentive Grant (SPF SIG) funds ended in September 2011, the Underage Drinking Task Force Committee has been inactive, but efforts are being made to revitalize the committee.	
Mothers Against Drunk Drivers University of Arkansas for Medical Sciences—College of Medicine Arkansas Department of Education Arkansas Collegiate Drug Education Committee Arkansas Beverage Control Enforcement Arkansas State Police Highway Safety Office Arkansas State Drug Director Director of Prevention Services Arkansas Department of Health & Human Services Arkansas Division of Youth Services	
A website or other public source exists to describe committee activities	Yes
URL or other means of access: http://www.arunderagedrinking.com/task_force.asp	

Underage Drinking Reports	
State has prepared a plan for preventing underage drinking in the last 3 years	Yes
Prepared by	Not applicable
Plan can be accessed via	Not applicable

State has prepared a report on preventing underage drinking in the last 3 years	No
Prepared by: Office of Alcohol and Drug Abuse Prevention	
Plan can be accessed via:	http://www.arunderagedrinking.com/statistics.asp
Additional Clarification	
None given	

State Expenditures for the Prevention of Underage Drinking	
Compliance checks/decoy operations in retail outlets:	
Estimate of state funds expended	Data unavailable
Estimate based on the 12 months ending	Data unavailable
Checkpoints and saturation patrols:	
Estimate of state funds expended	Data unavailable
Estimate based on the 12 months ending	Data unavailable
Community-based programs to prevent underage drinking:	
Estimate of state funds expended	Data unavailable
based on the 12 months ending	Data unavailable
K–12 school-based programs to prevent underage drinking:	
Estimate of state funds expended	Data unavailable
Estimate based on the 12 months ending	Data unavailable
Programs targeted to institutes of higher learning:	
Estimate of state funds expended	Data unavailable
Estimate based on the 12 months ending	Data unavailable
Programs that target youth in the juvenile justice system:	
Estimate of state funds expended	Data unavailable
Estimate based on the 12 months ending	Data unavailable
Programs that target youth in the child welfare system:	
Estimate of state funds expended	Data unavailable
Estimate based on the 12 months ending	Data unavailable
Other programs:	
Programs or strategies included:	No data
Estimate of state funds expended	Not applicable
Estimate based on the 12 months ending	Not applicable

Funds Dedicated to Underage Drinking	
State derives funds dedicated to underage drinking from the following revenue streams:	
Taxes	No
Fines	No
Fees	No
Other	No data
Description of funding streams and how they are used:	
No data	
Additional Clarification	
None given	

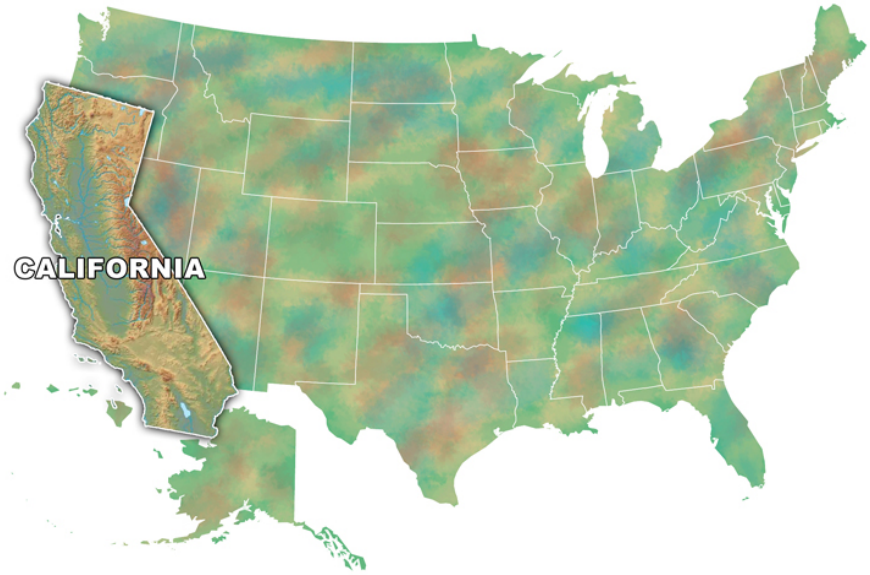

California

State Profile and Underage Drinking Facts*

State Population: 37,691,912
Population Ages 12–20: 4,881,000

	Percentage	Number
Ages 12–20		
Past-Month Alcohol Use	25.3	1,235,,000
Past-Month Binge Alcohol Use	16.7	816,000
Ages 12–14		
Past-Month Alcohol Use	5.3	80,000
Past-Month Binge Alcohol Use	2.8	43,000
Ages 15–17		
Past-Month Alcohol Use	22.1	360,000
Past-Month Binge Alcohol Use	13.5	220,000
Ages 18–20		
Past-Month Alcohol Use	45.6	795,000
Past-Month Binge Alcohol Use	31.8	553,000
Alcohol-Attributable Deaths (under 21)		545
Years of Potential Life Lost (under 21)		32,442
	Percentage of All Traffic Fatalities	**Number**
Traffic Fatalities, 15- to 20-Year-Old Drivers with BAC > 0.01	27.0	99

* See Appendix C for data sources.

Laws Addressing Minors in Possession of Alcohol

Underage Possession of Alcohol

Possession is prohibited with the following exception(s):

- Private location OR EITHER
- Parent/guardian OR
- Spouse

Note: California's "Any Private Location" exception excludes possession in motor vehicles. California's statute regarding possession of alcohol by a person under 21 includes an exception for "responsible adult relative" but does not specify which relatives are included. For purposes of this report, the phrase "responsible adult relative" is interpreted as including a spouse.

Underage Consumption of Alcohol

Consumption is not explicitly prohibited.

Internal Possession by Minors

Internal possession is not explicitly prohibited.

Underage Purchase of Alcohol

Purchase is prohibited, but youth may purchase for law enforcement purposes.

False Identification for Obtaining Alcohol

Provision(s) Targeting Minors

- Use of a false ID to obtain alcohol is a criminal offense.
- Penalty may include driver's license suspension through a judicial procedure.

Provision(s) Targeting Suppliers

- It is a criminal offense to lend, transfer, or sell a false ID.

Provisions Targeting Retailers

- Licenses for drivers under 21 are easily distinguishable from those for drivers 21 and older.
- Retailers are permitted to seize apparently false IDs.
- Specific affirmative defense—the retailer inspected the false ID and came to a reasonable conclusion based on its appearance that it was valid.

Laws Targeting Underage Drinking and Driving

BAC Limits: Youth (Underage Operators of Noncommercial Motor Vehicles)

- BAC limit: 0.01
- BAC level at or above the limit is per se (conclusive) evidence of a violation
- Applies to drivers under age 21

Loss of Driving Privileges for Alcohol Violations by Minors ("Use/Lose Laws")

Use/lose penalties apply to minors under age 21.

Type(s) of Violation Leading to Driver's License Suspension, Revocation, or Denial
- Underage purchase
- Underage possession

Authority To Impose Driver's License Sanction
- Mandatory

Length of Suspension/Revocation
- 365 days

Graduated Driver's License

Learner Stage
- Minimum entry age: 15 years, 6 months
- Minimum learner stage period: 6 months
- Minimum supervised driving requirement: 50 hours—10 of which must be at night

Intermediate Stage
- Minimum age: 16
- Unsupervised night driving
  - Prohibited after: 11 p.m.
  - No primary enforcement of the night-driving rule
- Passenger restrictions exist: No passengers under 20, unless accompanied by a parent, guardian, instructor, or licensed driver over 25
  - No primary enforcement of the passenger-restriction rule

License Stage
- Minimum age to lift restrictions: 17

Laws Targeting Alcohol Suppliers

Furnishing Alcohol to Minors

Furnishing is prohibited—no explicit exceptions noted in the law.

Compliance Check Protocols

Age of Decoy
- Minimum: Not specified
- Maximum: 19

Appearance Requirements
- No hats, sunglasses, tattoos, visible body piercing, clothing with college or alcohol verbiage/logos
- Minimal jewelry
- Not large in stature
- Appropriate dress for age
- Hair that does not obscure facial features
- Male: No facial hair, really short hair, balding, or receding hairline
- Female: Minimal makeup, no provocative clothing

ID Possession
- Discretionary

Verbal Exaggeration of Age
- Prohibited

Decoy Training
- Not specified

Penalty Guidelines for Sales to Minors

- Time period/conditions: 3 years
- First offense: $3,000 fine or 15-day license suspension
- Second offense: Between $2,500 and $20,000 fine or 25-day license suspension
- Third offense: License revocation

Note: Retailer has option to accept fine in lieu of suspension. Lists of aggravating and mitigating factors are provided.

Responsible Beverage Service

Voluntary Beverage Service Training
- The law does not specify on- or off-sale establishments.
- The law does not specify new or existing outlets.

Incentive for training
- Mitigation of fines or other administrative penalties for sales to minors

Minimum Ages for Off-Premises Sellers

- Beer: Not specified
- Wine: Not specified
- Spirits: Not specified

Condition(s) That Must Be Met in order for an Underage Person To Sell Alcoholic Beverages
- Manager/supervisor is present.

Minimum Ages for On-Premises Sellers

- Beer: 18 for servers and 21 for bartenders
- Wine: 18 for servers and 21 for bartenders
- Spirits: 18 for servers and 21 for bartenders

Distance Limitations for New Alcohol Outlets near Universities and Schools

Colleges and Universities
Limitations on outlet siting:
- Off-premises outlets: Yes—within 1½ miles of universities with enrollments of 1,000 or more students, of whom 500 or more reside on university grounds.
- On-premises outlets: Yes—within 1½ miles of universities with enrollments of 1,000 or more students, of whom 500 or more reside on university grounds.
- Alcohol products: Wine, spirits—does not include beer or products of not more than 4 percent ABV.
- Exceptions to the college restriction exist for numerous individual colleges and universities.

Primary and Secondary Schools

Prohibitions against outlet siting:

- Off-premises outlets: No
- On-premises outlets: Yes—within 600 feet
- Alcohol products: Beer, wine, spirits

Dram Shop Liability

Statutory liability exists subject to the following conditions:

- Limitations on elements/standards of proof: Minor must be obviously intoxicated at time alcohol of furnishing

Social Host Liability Laws

Statutory liability exists subject to the following conditions:

- Limitations on elements/standards of proof: Knowledge of underage status

Host Party Laws

No state-imposed liability for hosting underage drinking parties

Retailer Interstate Shipments of Alcohol

Prohibition against retailer interstate shipments:

- Beer: Prohibited
- Wine: Uncertain
- Spirits: Prohibited

Note: An individual or retail licensee in a state that affords California retail licensees or individuals an equal reciprocal shipping privilege, may ship, for personal use and not for resale, no more than two cases of wine (no more than 9 liters each case) per month to any adult resident in this state. Delivery of a shipment pursuant to this subdivision shall not be deemed to constitute a sale in this state.

Direct Sales/Shipments of Alcohol by Producers

Direct sales/shipments from producers to consumers are permitted for wine with the following restrictions:

Age Verification Requirements: None

State Approval/Permit Requirements

- Producer/shipper must obtain state permit.

Reporting Requirements: None

Shipping Label Statement Requirements

- Contains alcohol
- Recipient must be 21

Keg Registration

- Keg definition: 6 gallons or more
- Prohibited: Possessing unregistered, unlabeled keg—maximum fine/jail: $1,000/6 months

- Purchaser information collected:
  - Purchaser's name and address
  - Verified by a government-issued ID
- Warning information to purchaser: Not required
- Deposit: Not required
- Provisions do not specifically address disposable kegs.

Alcohol Pricing Policies

Home Delivery

- Beer: Permitted
- Wine: Permitted
- Spirits: Permitted

Alcohol Tax

- Beer (5 percent alcohol): Specific excise tax is $0.20 per gallon
- Wine (12 percent alcohol): Specific excise tax is $0.20 per gallon
- Spirits (40 percent alcohol): Specific excise tax is $3.30 per gallon

Drink Specials

- Free beverages: Prohibited
- Multiple servings at one time: Not prohibited
- Multiple servings for same price as single serving: Not prohibited
- Reduced price at specified day or time: Not prohibited
- Unlimited beverages: Not prohibited
- Increased volume: Not prohibited

Wholesale Pricing

Pricing restrictions exist.

Beer (5 percent alcohol)

- Price posting requirements: Post
- Retailer credit: Restricted —30 days maximum

Wine (12 percent alcohol)

- Retailer credit: Restricted —30 days maximum

Spirits (40 percent alcohol)

- Retailer credit: Restricted —30 days maximum

California State Survey Responses

State Agency Information	
Agency with primary responsibility for enforcing underage drinking laws:	
California Department of Alcoholic Beverage Control	
Methods by which local and state enforcement agencies coordinate their efforts to enforce laws prohibiting underage drinking:	
Please visit http://www.abc.ca.gov/programs/programs.html for more information on coordinated efforts by enforcement agencies that enforce laws prohibiting underage drinking.	
Enforcement Strategies	
State law enforcement agencies use:	
Cops in Shops	Yes
Shoulder Tap Operations	Yes
Party Patrol Operations or Programs	Yes
Underage Alcohol–Related Fatality Investigations	Yes
Local law enforcement agencies use:	
Cops in Shops	Yes
Shoulder Tap Operations	Yes
Party Patrol Operations or Programs	Yes
Underage Alcohol–Related Fatality Investigations	No
State has a program to investigate and enforce direct sales/shipment laws	Yes
Primary state agency responsible for enforcing laws addressing direct sales/shipments of alcohol to minors	California Department of Alcoholic Beverage Control
Such laws are also enforced by local law enforcement agencies	Unknown
Enforcement Statistics	
State collects data on the number of minors found in possession	Yes
Number of minors found in possession by state law enforcement agencies	688
Number pertains to the 12 months ending	06/30/2011
Data include arrests/citations issued by local law enforcement agencies	No
State conducts underage compliance checks/decoy operations[2] to determine if alcohol retailers are complying with laws prohibiting sales to minors	Yes
Data are collected on these activities	Yes
Number of licensees checked for compliance by state agencies	2,928
Number of licensees that failed state compliance checks	452
Numbers pertain to the 12 months ending	06/30/2011
Local agencies conduct underage compliance checks/decoy operations to determine if alcohol retailers are complying with laws prohibiting sales to minors	Yes
Data are collected on these activities	Yes
Number of licensees checked for compliance by local agencies	4,443
Number of licensees that failed local compliance checks	701
Numbers pertain to the 12 months ending	06/30/2011
Sanctions	
State collects data on fines imposed on retail establishments that furnish minors	Yes
Number of fines imposed by the state[3]	990
Total amount in fines across all licensees	$2,927,850
Numbers pertain to the 12 months ending	06/30/2011
State collects data on license suspensions imposed on retail establishments specifically for furnishing minors	No
Number of suspensions imposed by the state[4]	Data not collected
Total days of suspensions across all licensees	Data not collected
Numbers pertain to the 12 months ending	Data not collected

State collects data on license revocations imposed on retail establishments specifically for furnishing minors	Yes
Number of license revocations imposed[5]	15
Numbers pertain to the 12 months ending	06/30/2011

Additional Clarification

None given

[1] Or having consumed or purchased per state statutes.
[2] Underage compliance checks/decoy operations to determine whether alcohol retailers are complying with laws prohibiting sales to minors.
[3] Does not include fines imposed by local agencies.
[4] Does not include suspensions imposed by local agencies.
[5] Does not include revocations imposed by local agencies.

Underage Drinking Prevention Programs Operated or Funded by the State: Programs SPECIFIC TO Underage Drinking

Not applicable

Number of youth served	No data
Number of parents served	No data
Number of caregivers served	No data
Numbers pertain to the 12 months ending	No data
Program has been evaluated	No data
Evaluation report is available	No data
URL for evaluation report	No data
URL for more program information:	No data

Program description: Please refer to clarification at the end of this section.

Underage Drinking Prevention Programs Operated or Funded by the State: Programs RELATED TO Underage Drinking

Safe and Drug Free Schools and Communities (SDFSC)—Governor's Program

URL for more program information: http://www.adp.ca.gov/FactSheets

Program description: The SDFSC Governor's Program was designed to serve children and youth who are not normally served by state or local educational agencies and populations that need special services or additional resources, such as youth in juvenile detention facilities, runaway or homeless children and youth, pregnant and parenting teenagers, and school dropouts. The Governor's Program projects continued through June 30, 2011. Results were determined through a voluntary cross-site evaluation of SDFSC programs and impact on participants. Quantitative results showed significant reductions in youth current substance use, including: alcohol and binge drinking, tobacco, marijuana, methamphetamine, prescription drug misuse, and "other" drugs.

Negotiated Net Amount (NNA) Contract for Substance Abuse Prevention and Treatment Block Grant (SAPT-BG)-Funded Primary Prevention Services

URL for more program information: http://www.adp.ca.gov/FactSheets

Program description: Through the NNA Contract, the State Department of Alcohol and Drug Programs (ADP) funds counties to address problems and priorities determined through the Strategic Prevention Framework. Based on their local needs assessment, counties prioritize and identify strategies, best practices, policies, and programs to best suit local needs. Prevention programs throughout the state offer a comprehensive approach that may focus on alcohol and drug issues.

Strategic Prevention Framework State Incentive Grant (SPF SIG)

URL for more program information: http://www.adp.ca.gov/FactSheets

Program description: The SPF SIG is a federal grant program from SAMHSA designed to further the use of the Strategic Prevention Framework at the state and local levels. The implementation of the SPF SIG will focus on streamlining the SPF planning process, which will help communities move quickly to action and outcomes. Communities selected for this grant will focus on underage and excessive alcohol drinking among 12- to 25-year-olds.

Additional Information Related to Underage Drinking Prevention Programs	
State collaborates with federally recognized Tribal governments in the prevention of underage drinking	No
Description of collaboration:	Not applicable
State has programs to measure and/or reduce youth exposure to alcohol advertising and marketing	No
Program description:	Not applicable
State has adopted or developed best practice standards for underage drinking prevention programs	No
Best practice standards description:	Not applicable

Additional Clarification

State ADP is in the beginning stages of collaborating directly with recognized Tribal governments. Members of the Native American Health Center (NAHC) have joined the SPF SIG State Epidemiological Workgroup (SEW). SEW members have also attended some meetings lead by the NAHC. Having the opportunity to attend these meetings and develop relationships with Native American experts across the state has been invaluable. Through needs assessments at the county/local level, counties may identify this population as a priority population and collaborate in the prevention of underage drinking. State ADP does not directly implement programs. Through the SPF, many of California's 58 counties have identified underage alcohol use as a priority area. According to data collected from the California Outcomes Measurement Service for Prevention for FY2009–2010, 25 counties identified underage drinking as a priority area in their strategic plans, and 13 counties identified youth access to alcohol as a priority area in their strategic plans.

State Interagency Collaboration	
A state-level interagency governmental body/committee exists to coordinate or address underage drinking prevention activities	Yes

Committee contact information:

Name: Denise Galvez, GPAC Coordinator
E-mail: denise.galvez@adp.ca.gov
Address: 1700 K Street, 4th Floor, Sacramento, CA 95811
Phone: 916-327-4076

Agencies/organizations represented on the committee:

Department of Alcohol and Drug Programs
Alcoholic Beverage Control
Attorney General's Office
California Community Colleges
California Conservation Corps
Department of Public Health
California Highway Patrol
California Emergency Management Agency
Office of the Chancellor, California State University
Office of the President of the University of California
Office of Traffic Safety
Department of Mental Health
Department of Social Services
Superintendent of Public Instruction, Department of Education
Department of Rehabilitation
California National Guard
Governor's Office of Planning and Research

A website or other public source exists to describe committee activities	Yes
URL or other means of access:	http://www.adp.ca.gov/Prevention/gpac.shtml

Underage Drinking Reports	
State has prepared a plan for preventing underage drinking in the last 3 years	No
Prepared by	Not applicable
Plan can be accessed via	Not applicable
State has prepared a report on preventing underage drinking in the last 3 years	Yes

Prepared by:

The most recent Biennial California Student Survey (CSS) was conducted by the Department of Alcohol and Drug Programs and the California Department of Education through a contract with WestEd. Another survey with alcohol, tobacco, and drug data related to youth is the California Healthy Kids Survey (CHKS). The 2010 California Needs Assessment Report (NAR) was released by ADP and contains alcohol and other drug data and analysis.

Plan can be accessed via: The 13th Biennial CSS Report for 2009–2010 is available at http://www.wested.org/online_pubs/hhdp/css_13th_highlights.pdf. The CHKS results are available at http://chks.wested.org/indicators. The 2010 California NAR Report is available at http://www.adp.ca.gov/Funding/pdf/2010_Ca_Needs_Assessment_Report.pdf.

Additional Clarification

The Governor's Prevention Advisory Council (GPAC) was established to coordinate the state's strategic efforts to achieve reductions in the incidence and prevalence of the inappropriate use of alcohol, tobacco, and other drugs. GPAC members maintain autonomy while carrying out GPAC prevention objectives through their respective organizations. GPAC subcommittees address such issues as alcohol policy and underage drinking prevention.

State Expenditures for the Prevention of Underage Drinking	
Compliance checks/decoy operations in retail outlets:	
Estimate of state funds expended	Data unavailable
Estimate based on the 12 months ending	Data unavailable
Checkpoints and saturation patrols:	
Estimate of state funds expended	Data unavailable
Estimate based on the 12 months ending	Data unavailable
Community-based programs to prevent underage drinking:	
Estimate of state funds expended	Data unavailable
Estimate based on the 12 months ending	Data unavailable
K–12 school-based programs to prevent underage drinking:	
Estimate of state funds expended	Data unavailable
Estimate based on the 12 months ending	Data unavailable
Programs targeted to institutes of higher learning:	
Estimate of state funds expended	Data unavailable
Estimate based on the 12 months ending	Data unavailable
Programs that target youth in the juvenile justice system:	
Estimate of state funds expended	Data unavailable
Estimate based on the 12 months ending	Data unavailable
Programs that target youth in the child welfare system:	
Estimate of state funds expended	Data unavailable
Estimate based on the 12 months ending	Data unavailable
Other programs:	
Programs or strategies included:	Data unavailable
Estimate of state funds expended	No data
Estimate based on the 12 months ending	No data

Funds Dedicated to Underage Drinking	
State derives funds dedicated to underage drinking from the following revenue streams:	
Taxes	No
Fines	No
Fees	No
Other	No data
Description of funding streams and how they are used:	
No data	

Additional Clarification

Under the directive of SAMHSA, states are required to provide data on all Substance Abuse Prevention and Treatment Block Grant (SAPT-BG)-funded primary prevention services. Counties enter their data into the California Outcome Measurement Service for Prevention (CalOMS Pv), which is then used to provide the data for the SAPT-BG application. Funding is tracked by the six Primary Prevention Center for Substance Abuse Prevention (CSAP) strategies and three Institute of Medicine (IOM) categories. Prevention program data is not broken down by cost per service or identified issues such as underage drinking. Underage drinking is being addressed in California. Prevention programming throughout the state is not narrowly defined to address one topic; therefore, data are not collected by cost per service. When asking other agencies about how much they invest in underage drinking, the state may find they do not view their services as having this specific purpose, and thus cannot isolate the dollar amounts requested in the survey. For example, the Department of Education and Higher Education systems may consider underage drinking as a component of a program to improve overall academic performance and reduce dropout rates, but data on the cost per service specific to underage drinking is not collected.

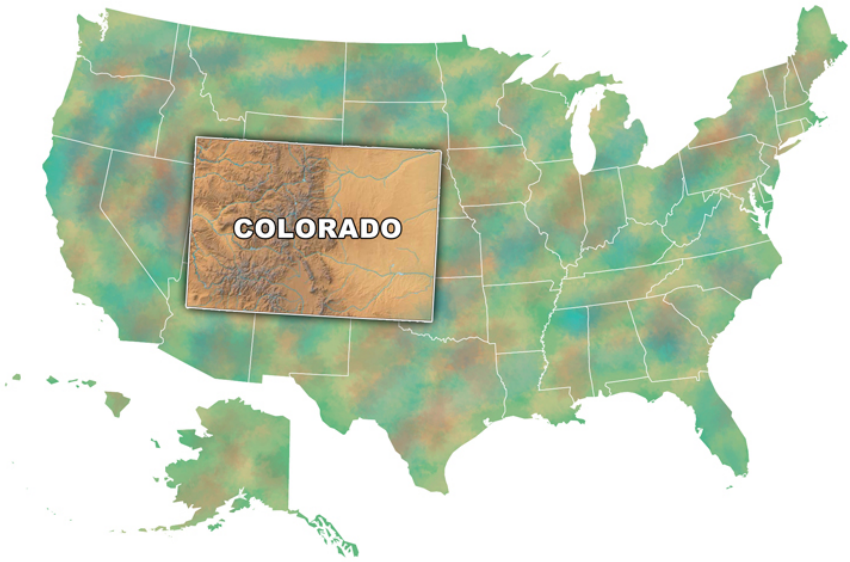

Colorado

State Profile and Underage Drinking Facts*

State Population: 5,116,796
Population Ages 12–20: 568,000

	Percentage	Number
Ages 12–20		
Past-Month Alcohol Use	31.7	180,000
Past-Month Binge Alcohol Use	17.9	102,000
Ages 12–14		
Past-Month Alcohol Use	9.7	18,000
Past-Month Binge Alcohol Use	2.5	5,000
Ages 15–17		
Past-Month Alcohol Use	28.7	56,000
Past-Month Binge Alcohol Use	16.9	33,000
Ages 18–20		
Past-Month Alcohol Use	57.8	105,000
Past-Month Binge Alcohol Use	35.2	64,000
Alcohol-Attributable Deaths (under 21)		74
Years of Potential Life Lost (under 21)		4,492
	Percentage of All Traffic Fatalities	**Number**
Traffic Fatalities, 15- to 20-Year-Old Drivers with BAC > 0.01	16.0	11

* See Appendix C for data sources.

Laws Addressing Minors in Possession of Alcohol

Underage Possession of Alcohol

Possession is prohibited with the following exception(s):

- Private location AND
- Parent/guardian

Note: Colorado's exception requires the knowledge and consent of the owner of the private property when minors possess alcohol (in addition to the consent and presence of a parent or guardian).

Underage Consumption of Alcohol

Consumption is prohibited with the following exception(s):

- Private location AND
- Parent/guardian

Note: Colorado's exception requires the knowledge and consent of the owner of the private property when minors consume alcohol (in addition to the consent and presence of a parent or guardian).

Internal Possession by Minors

Internal possession is prohibited with the following exception(s):

- Private location AND
- Parent/guardian

Note: Colorado's exception requires the knowledge and consent of the owner of the private property when minors possess or consume alcohol (in addition to the consent and presence of a parent or guardian).

Underage Purchase of Alcohol

Purchase is prohibited and there is NO ALLOWANCE for youth purchase for law enforcement purposes

False Identification for Obtaining Alcohol

Provision(s) Targeting Minors

- Use of a false ID to obtain alcohol is a criminal offense.
- Penalty may include driver's license suspension through a judicial procedure.

Note: In Colorado, the license revocation period for a first conviction of obtaining or attempting to obtain an alcoholic beverage by misrepresentation of age is 24 hours of public service, if ordered by the court, or 3 months.

Provision(s) Targeting Suppliers

- It is a criminal offense to lend, transfer, or sell a false ID.

Provisions Targeting Retailers

- Licenses for drivers under age 21 are easily distinguishable from those for drivers age 21 and older.
- Retailers are permitted to seize apparently false IDs.

- Specific affirmative defense—the retailer inspected the false ID and came to a reasonable conclusion based on its appearance that it was valid.
- Retailer has the authority to detain a minor suspected of using a false ID in connection with the purchase of alcohol.

Laws Targeting Underage Drinking and Driving

BAC Limits: Youth (Underage Operators of Noncommercial Motor Vehicles)

- BAC limit: 0.02
- BAC level at or above the limit is per se (conclusive) evidence of a violation
- Applies to drivers under age 21

Loss of Driving Privileges for Alcohol Violations by Minors ("Use/Lose Laws")

Use/lose penalties apply to minors under age 21.

Type(s) of Violation Leading to Driver's License Suspension, Revocation, or Denial

- Underage purchase
- Underage possession
- Underage consumption

Authority To Impose Driver's License Sanction

- Mandatory

Length of Suspension/Revocation

- Minimum: Not specified
- Maximum: 90 days

Graduated Driver's License

Learner Stage

- Minimum entry age: 15
- Minimum learner stage period: 12 months
- Minimum supervised driving requirement: 50 hours—10 of which must be at night

Intermediate Stage

- Minimum age: 16
- Unsupervised night driving
  - Prohibited after: 12 a.m.
  - No primary enforcement of the night-driving rule
- Passenger restrictions exist: For first 6 months, no passengers under 21 unless immediate family member; second 6 months, only one passenger under 21 who is not immediate family
  - No primary enforcement of the passenger-restriction rule

License Stage

- Minimum age to lift restrictions: 17

Laws Targeting Alcohol Suppliers

Furnishing Alcohol to Minors

Furnishing is prohibited with the following exception(s):

- Private location AND
- Parent/guardian

Compliance Check Protocols

Age of Decoy

- Minimum: 18
- Maximum: 20

Appearance Requirements

- Age-appropriate appearance with no age enhancements

ID Possession

- Discretionary

Verbal Exaggeration of Age

- Prohibited

Decoy Training

- Not specified

Penalty Guidelines for Sales to Minors

- Time period/conditions: 1 year
- First offense: Written warning to up to 15-day license suspension—accepting fine in lieu of 15 days of suspension is discretionary
- Second offense: 25-day suspension, 10 days served and 15 held in abeyance
- Third offense: 44-day suspension, 20 served and 24 held in abeyance
- 4th offense: 45-day or more license suspension or license revocation

Note: Lists of aggravating and mitigating factors are provided. Responsible alcohol vendors may receive a warning on the first offense.

Responsible Beverage Service

Voluntary Beverage Service Training

- The law does not specify on- or off-sale establishments.
- The law does not specify new or existing outlets.

Incentive for Training

- Mitigation of fines or other administrative penalties for sales to minors.

Note: No person shall be employed to serve alcohol beverages or provide security within a "common consumption area," that is, an area designed as a common area in an "entertainment district" approved by the local licensing authority that uses physical barriers to close the area to motor vehicle traffic and limit pedestrian access, unless the server has completed the server and seller training program established by the director of liquor enforcement. An "entertainment district" is a designated area within a municipality with no more than 100 acres containing at

least 20,000 feet of premises licensed as a tavern, hotel and restaurant, brew pub, retail gaming tavern, or vintner's restaurant when the district is created.

Minimum Ages for Off-Premises Sellers

- Beer: 21
- Wine: 21
- Spirits: 21

Note: Although employees must be at least 21 years old to sell malt, vinous, or spirituous liquors in a retail liquor store, employees at least 18 years old may sell fermented malt beverages containing not more than 3.2 percent alcohol by weight in establishments where fermented malt beverages are sold at retail in containers for off-premises consumption.

Minimum Ages for On-Premises Sellers

- Beer: 18 for both servers and bartenders
- Wine: 18 for both servers and bartenders
- Spirits: 18 for both servers and bartenders

Condition(s) That Must Be Met in order for an Underage Person To Sell Alcoholic Beverages

- Manager/supervisor is present.

Note: Persons under 21 years old employed to sell or dispense malt, vinous, or spirituous liquors must be supervised by another person who is on premise and has attained 21 years of age.

Distance Limitations for New Alcohol Outlets Near Universities and Schools

Colleges and Universities

Limitations on outlet siting:

- Off-premises outlets: Yes—within 500 feet
- On-premises outlets: Yes—within 500 feet
- Alcohol products: Beer, wine, spirits

Primary and Secondary Schools

Prohibitions against outlet siting:

- Off-premises outlets: Yes—within 500 feet
- On-premises outlets: Yes—within 500 feet
- Alcohol products: Beer, wine, spirits

Dram Shop Liability

Statutory liability exists subject to the following conditions:

- Limitations on damages: $280,810 per person
- Limitations on elements/standards of proof: Knowledge of underage status

Social Host Liability Laws

Statutory liability exists subject to the following conditions:

- Limitations on damages: $280,810 per person
- Limitations on elements/standards of proof: Knowledge of underage status

Host Party Laws

No state-imposed liability for hosting underage drinking parties

Retailer Interstate Shipments of Alcohol

Retailer interstate shipments are prohibited for all types of beverages.

Direct Sales/Shipments of Alcohol by Producers

Direct sales/shipments from producers to consumers are permitted for wine with the following restrictions:

Age Verification Requirements

- Common carrier must verify age of recipient.

State Approval/Permit Requirements

- Producer/shipper must obtain state permit.

Reporting Requirement

- Producer must record/report purchaser's name.

Shipping Label Statement Requirements

- Contains alcohol
- Recipient must be 21

Keg Registration

Not required

Alcohol Pricing Policies

Home Delivery

- Beer: Permitted—state permit required
- Wine: Permitted—state permit required
- Spirits: Permitted—state permit required

Alcohol Tax

- Beer (5 percent alcohol): Specific excise tax is $0.08 per gallon.
- Wine (12 percent alcohol): Specific excise tax is $0.32 per gallon.
- Spirits (40 percent alcohol): Specific excise tax is $2.28 per gallon.

Drink Specials

No law

Wholesale Pricing

Pricing restrictions exist.

Beer (5 percent alcohol)

- Minimum markup/Maximum discount: Yes—no sales below cost
- Retailer credit: Restricted—30 days maximum

Wine (12 percent alcohol)

- Minimum markup/Maximum discount: Yes—no sales below cost
- Retailer credit: Restricted —30 days maximum

Spirits (40 percent alcohol)

- Minimum markup/Maximum discount: Yes—no sales below cost
- Retailer credit: Restricted—30 days maximum

Colorado State Survey Responses

State Agency Information	
Agency with primary responsibility for enforcing underage drinking laws:	
Liquor Enforcement Division, Colorado Department of Revenue	
Methods by which local and state enforcement agencies coordinate their efforts to enforce laws prohibiting underage drinking:	
The state holds cooperative enforcement operations with local law enforcement agencies conducting compliance checks and special event patrols. The state also conducts training for local law enforcement.	
Enforcement Strategies	
State law enforcement agencies use:	
Cops in Shops	No
Shoulder Tap Operations	No
Party Patrol Operations or Programs	Yes
Underage Alcohol–Related Fatality Investigations	No
Local law enforcement agencies use:	
Cops in Shops	Yes
Shoulder Tap Operations	Yes
Party Patrol Operations or Programs	Yes
Underage Alcohol–Related Fatality Investigations	Yes
State has a program to investigate and enforce direct sales/shipment laws	Yes
Primary state agency responsible for enforcing laws addressing direct sales/shipments of alcohol to minors	Liquor Enforcement Division, Colorado Dept. of Revenue
Such laws are also enforced by local law enforcement agencies	No
Enforcement Statistics	
State collects data on the number of minors found in possession	Yes
Number of minors found in possession by state law enforcement agencies	464
Number pertains to the 12 months ending	12/31/2011
Data include arrests/citations issued by local law enforcement agencies	No
State conducts underage compliance checks/decoy operations[2] to determine if alcohol retailers are complying with laws prohibiting sales to minors	Yes
Data are collected on these activities	Yes
Number of licensees checked for compliance by state agencies	1,867
Number of licensees that failed state compliance checks	280
Numbers pertain to the 12 months ending	12/31/2011
Local agencies conduct underage compliance checks/decoy operations to determine if alcohol retailers are complying with laws prohibiting sales to minors	Yes
Data are collected on these activities	Yes
Number of licensees checked for compliance by local agencies	1,509
Number of licensees that failed local compliance checks	107
Numbers pertain to the 12 months ending	12/31/2011
Sanctions	
State collects data on fines imposed on retail establishments that furnish minors	Yes
Number of fines imposed by the state[3]	205
Total amount in fines across all licensees	$160,738
Numbers pertain to the 12 months ending	12/31/2011
State collects data on license suspensions imposed on retail establishments specifically for furnishing minors	Yes
Number of suspensions imposed by the state[4]	263
Total days of suspensions across all licensees	4,349
Numbers pertain to the 12 months ending	12/31/2011

State collects data on license revocations imposed on retail establishments specifically for furnishing minors	Yes
Number of license revocations imposed[5]	2
Numbers pertain to the 12 months ending	12/31/2011

Additional Clarification

None given

[1] Or having consumed or purchased per state statutes.
[2] Underage compliance checks/decoy operations to determine whether alcohol retailers are complying with laws prohibiting sales to minors.
[3] Does not include fines imposed by local agencies.
[4] Does not include suspensions imposed by local agencies.
[5] Does not include revocations imposed by local agencies.

Underage Drinking Prevention Programs Operated or Funded by the State: Programs SPECIFIC TO Underage Drinking

Persistent Drunk Driver

Number of youth served	225,435
Number of parents served	No data
Number of caregivers served	No data
Numbers pertain to the 12 months ending	06/30/2011
Program has been evaluated	Yes
Evaluation report is available	No
URL for evaluation report	Not applicable
URL for more program information:	

http://www.colorado.gov/cs/Satellite?blobcol=urldata&blobheadername1=Content-Disposition&blobheadername2=Content-Type&blobheadervalue1=inline%3B+filename%3D%22Prevention+Program+Profile.pdf%22&blobheadervalue2=application%2Fpdf&blobkey=id&blobtable=MungoBlobs&blobwhere=1251694238324&ssbinary=true

Program description: Pursuant to legislation passed in 1998, penalties were increased for high blood alcohol concentration (BAC) and repeat driving under the influence (DUI) offenders. Referred to as the Persistent Drunk Driver (PDD) Act of 1998, this legislation defined the PDD program and created the PDD Cash Fund, which is funded by a surcharge imposed on convicted driving while alcohol impaired (DWAI)/DUI offenders. Monies in the PDD fund are subject to annual appropriation by the general assembly, with the scope of their use stipulated by statute. Overall, the primary purpose of the fund is to support programs intended to prevent persistent drunk driving or intended to educate the public, with particular emphasis on the education of young drivers, regarding the dangers of persistent drunk driving.

Authorizing legislation/grant: C.R.S 42-3-303, et seq. (House Bill 98-1334) sponsors Hopper/Hagedorn.

Population served: Programs, practices, and approaches cover a wide range of prevention activities including collaboration with local organizations; conducting educational programs for young people, parents, enforcement officials, community and business leaders, healthcare providers, school personnel, and others; promoting governmental and voluntary policies to promote alcohol-free activities for citizens; and restricted access to alcoholic beverages.

Underage Drinking Prevention Programs Operated or Funded by the State: Programs RELATED TO Underage Drinking

Law Enforcement Assistance Funds

URL for more program information: http://www.colorado.gov/cs/Satellite?blobcol=urldata&blobheadername1=Content-Disposition&blobheadername2=Content-Type&blobheadervalue1=inline%+filename%3D%22Law+Enforcement+Assistance+Fund.pdf%22&blobheadervalue2=application%2Fpdf&blobkey=id&blobtable=MungoBlobs&blobwhere=1251694205887&ssbinary=true

Program description: The Law Enforcement Assistance Fund (LEAF) increases the capacity for comprehensive impaired driving education and underage drinking prevention at the local level.

Authorizing legislation/grant: CRS 43-4-401 et seq. allocates a portion of funds to the Colorado Department of Human Services, Division of Behavioral Health. These dollars are used to establish a statewide program for the prevention of driving after drinking, including educating the public about the problems of driving after drinking, preparing and disseminating educational materials dealing with the effects of alcohol and drugs on driving behavior, and preparing and disseminating educational curriculum materials for use at all levels of school.

Population served: Across Colorado, individuals, organizations, and community coalitions are actively engaged in broad-based and coordinated activities designed to reduce underage access to alcohol and to prevent impaired driving. These programs, practices, and approaches cover a wide range of prevention activities including collaboration with local organizations; conducting educational programs for young people, parents, enforcement officials, community and business leaders, healthcare providers, school personnel, and others; and promoting governmental and voluntary policies to promote alcohol-free activities for citizens and to restrict access to alcoholic beverages for underage persons.

Additional Information Related to Underage Drinking Prevention Programs

State collaborates with federally recognized Tribal governments in the prevention of underage drinking — Yes

Description of collaboration: Ignacio, CO, a multiethnic community with a Native American presence, has undertaken a 5-year approach affirming a course correction in its prevention strategy. With the Boys and Girls Club (BGC) of the Southern Ute Indian Tribe and the Ignacio School District, Southern Ute Community Action Programs (SUCAP) conducts evidence-based programming covering a younger age group. The BGC Stay Smart program targets youth ages 9 to 11, with a Native Hip Hop adaptation of the Smart Leaders program creating a role for youth ages 12 and older. SUCAP operates Project Venture, an afterschool activity combining classroom concept-building with challenging outdoor activities developed for Native communities. Outreach is based on relationship building with youth in the schools and the Ignacio Teen Center to create a continuum of contacts and dosage along with process and outcome evaluation.

State has programs to measure and/or reduce youth exposure to alcohol advertising and marketing — Yes

Program description: Corona Insights, on behalf of Peter Webb Public Relations, conducted the following research to aid the development of a social norming campaign for Western State College as part of the PDD program. This research, conducted during the beginning of the fall semester in 2010, worked to identify the current state of student perceptions regarding alcohol use and driving while impaired, actual behavior related to driving under the influence, and awareness of drinking and driving media messages. This survey's goal was to establish a baseline for the 2010–2011 campaign, as well as to continue informing future campaigns.

State has adopted or developed best practice standards for underage drinking prevention programs — Yes

Best practice standards description: Each funded agency is required to present and follow programs that are evidence based and data driven. They are allowed to choose from many different evidence-based curriculums with the intention of reducing the percentage of underage drinking in their

particular community. Data are collected from each provider every month. At the end of the fiscal year, evaluation reports with aggregate data will be collected to determine the overall effectiveness of each individual program as well as the underage drinking prevention program as a whole.
Additional Clarification
None given

State Interagency Collaboration	
A state-level interagency governmental body/committee exists to coordinate or address underage drinking prevention activities	Yes
Committee contact information: Name: Lisa Finch E-mail: cheryl.finch@state.co.us Address: 3824 W. Princeton Circle, Denver, CO 80236 Phone: 303-866-7488	
Agencies/organizations represented on the committee: Colorado Department of Revenue/Division of Motor Vehicles Colorado Department of Transportation/Office of Transportation Safety Colorado Judicial Department/Division of Probation Services Colorado Department of Human Services/Division of Behavioral Health	
A website or other public source exists to describe committee activities URL or other means of access: http://www.noduicolorado.org	Yes

Underage Drinking Reports	
State has prepared a plan for preventing underage drinking in the last 3 years Prepared by: Prevention Staff Plan can be accessed via: No data	Yes
State has prepared a report on preventing underage drinking in the last 3 years Prepared by: Colorado Department of Human Services/Division of Behavioral Health Plan can be accessed via: http://www.colorado.gov/cs/Satellite?c=Page&childpagename=CDHS-BehavioralHealth%2FCBONLayout&cid=1251581449373&pagename=CBONWrapper	Yes
Additional Clarification	
None given	

State Expenditures for the Prevention of Underage Drinking	
Compliance checks/decoy operations in retail outlets:	
Estimate of state funds expended	Data unavailable
Estimate based on the 12 months ending	Data unavailable
Checkpoints and saturation patrols:	
Estimate of state funds expended	Data unavailable
Estimate based on the 12 months ending	Data unavailable
Community-based programs to prevent underage drinking:	
Estimate of state funds expended	$5,574,504
Estimate based on the 12 months ending	06/30/2011
K–12 school-based programs to prevent underage drinking:	
Estimate of state funds expended	$2,300,000
Estimate based on the 12 months ending	06/30/2011
Programs targeted to institutes of higher learning:	
Estimate of state funds expended	$237,000
Estimate based on the 12 months ending	06/30/2011

Programs that target youth in the juvenile justice system:	
Estimate of state funds expended	Data unavailable
Estimate based on the 12 months ending	Data unavailable
Programs that target youth in the child welfare system:	
Estimate of state funds expended	Data unavailable
Estimate based on the 12 months ending	Data unavailable
Other programs:	
Programs or strategies included:	Not applicable
Estimate of state funds expended	Not applicable
Estimate based on the 12 months ending	Not applicable

Funds Dedicated to Underage Drinking	
State derives funds dedicated to underage drinking from the following revenue streams:	
Taxes	Yes
Fines	Yes
Fees	Yes
Other	Federal funds

Description of funding streams and how they are used:

The Persistent Drunk Driver Funds are cash funds derived from DUI offenders of all ages. These funds must specifically be used, under legislative mandate, to educate young drivers on the dangers of persistent drunk driving.

Additional Clarification

The prevention programs funded through this agency incorporate some element of underage drinking and or drug use. Many of the programs target specific underage populations. It is required for each agency to demonstrate evidence-based outcomes related to underage drinking and all other programs implemented with funds received from Colorado.

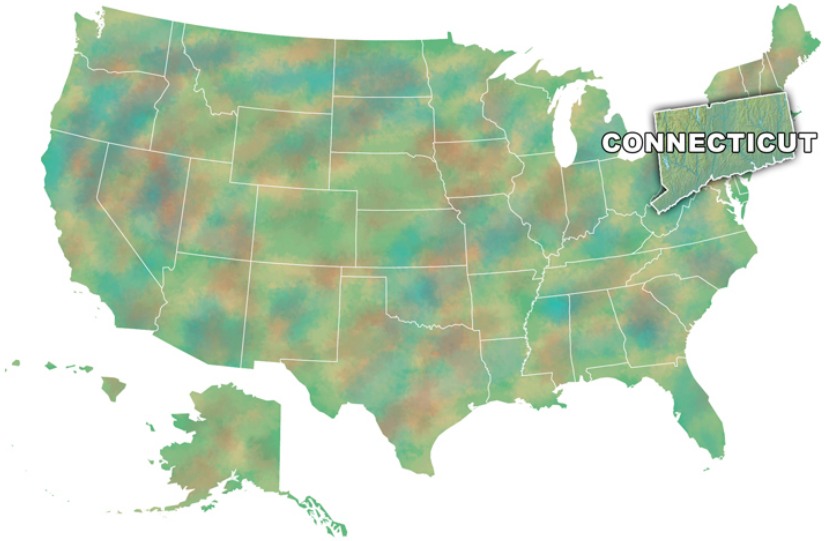

Connecticut

State Profile and Underage Drinking Facts*

State Population: 3,580,709
Population Ages 12–20: 429,000

	Percentage	Number
Ages 12–20		
Past-Month Alcohol Use	31.8	136,000
Past-Month Binge Alcohol Use	22.3	96,000
Ages 12–14		
Past-Month Alcohol Use	5.6	8,000
Past-Month Binge Alcohol Use	2.0	3,000
Ages 15–17		
Past-Month Alcohol Use	31.5	47,000
Past-Month Binge Alcohol Use	22.0	33,000
Ages 18–20		
Past-Month Alcohol Use	57.7	82,000
Past-Month Binge Alcohol Use	42.4	60,000
Alcohol-Attributable Deaths (under 21)		34
Years of Potential Life Lost (under 21)		2,030
	Percentage of All Traffic Fatalities	**Number**
Traffic Fatalities, 15- to 20-Year-Old Drivers with BAC > 0.01	34.0	12

* See Appendix C for data sources.

Laws Addressing Minors in Possession of Alcohol

Underage Possession of Alcohol

Possession is prohibited with the following exception(s): EITHER

- Parent/guardian OR
- Spouse

Underage Consumption of Alcohol

Consumption is not explicitly prohibited.

Internal Possession by Minors

Internal possession is not explicitly prohibited.

Underage Purchase of Alcohol

Purchase is prohibited, but youth may purchase for law enforcement purposes.

False Identification for Obtaining Alcohol

Provision(s) Targeting Minors

- Use of a false ID to obtain alcohol is a criminal offense.
- Penalty may include driver's license suspension through a judicial procedure.

Provisions Targeting Retailers

- State provides incentives to retailers who use electronic scanners that read birthdate and other information digitally encoded on valid identification cards.
- Licenses for drivers under age 21 are easily distinguishable from those for drivers age 21 and older.
- Specific affirmative defense—the retailer inspected the false ID and came to a reasonable conclusion based on its appearance that it was valid.

Laws Targeting Underage Drinking and Driving

BAC Limits: Youth (Underage Operators of Noncommercial Motor Vehicles)

- BAC limit: 0.02
- BAC level at or above the limit is per se (conclusive) evidence of a violation
- Applies to drivers under age 21

Loss of Driving Privileges for Alcohol Violations by Minors ("Use/Lose Laws")

Use/lose penalties apply to minors under age 21.

Type(s) of Violation Leading to Driver's License Suspension, Revocation, or Denial

- Underage possession

Authority To Impose Driver's License Sanction

- Mandatory

Length of Suspension/Revocation

- 30 days

Note: In addition to the 30-day suspension penalty listed above, Connecticut imposes a license suspension of 60 days if underage possession occurs "on any public street or highway" (see Conn. Gen. Stat. §§ 14-111e(a), 30-89(b)(1)0.

Graduated Driver's License

Learner Stage

- Minimum entry age: 16
- Minimum learner stage period: 4 months with driver education; 6 months without
- Minimum supervised driving requirement: 40 hours

Intermediate Stage

- Minimum age: 16 years, 4 months
- Unsupervised night driving
  - Prohibited after: 11 p.m.
  - Primary enforcement of the night-driving rule
- Passenger restrictions exist: First 6 months, limited to one parent, instructor, or licensed adult who is at least 20 years old; second 6 months, expands to include immediate family
  - Primary enforcement of the passenger-restriction rule

License Stage

- Minimum age to lift restrictions: 18—passenger restrictions expire 12 months after issuance of intermediate license; unsupervised night-driving restrictions remain until age 18.

Note: A parent or guardian of any applicant less than 18 to whom a learner's permit is issued on or after August 1, 2008, shall attend 2 hours of safe driving instruction with such applicant.

Laws Targeting Alcohol Suppliers

Furnishing Alcohol to Minors

Furnishing is prohibited with the following exception(s): EITHER

- Parent/guardian OR
- Spouse

Compliance Check Protocols

Age of Decoy

- Minimum: Not specified
- Maximum: Not specified

Appearance Requirements

- No sweatshirts or other clothing appropriate for someone of legal age (e.g., military sweatshirts)

ID Possession

- Discretionary

Verbal Exaggeration of Age

- Prohibited

Decoy Training
- Not specified

Penalty Guidelines for Sales to Minors

Time period/conditions: No guidelines provided

Responsible Beverage Service

No beverage service training requirement

Minimum Ages for Off-Premises Sellers

- Beer: 15
- Wine: 18
- Spirits: 18

Minimum Ages for On-Premises Sellers

- Beer: 18 for both servers and bartenders
- Wine: 18 for both servers and bartenders
- Spirits: 18 for both servers and bartenders

Distance Limitations for New Alcohol Outlets Near Universities and Schools

Colleges and Universities
No distance limitation

Primary and Secondary Schools
No distance limitation

Dram Shop Liability

Statutory liability exists subject to the following conditions:
- Limitations on damages: $250,000 per person.
- Limitations on elements/standards of proof: Minor must be intoxicated at time of furnishing.
- The courts recognize common law dram shop liability.

Note: A common law cause of action is not precluded by the dram shop statute. Under common law, the limitations on damages may be avoided.

Social Host Liability Laws

- There is no statutory liability.
- The courts recognize common law social host liability.

Host Party Laws

Social host law is not specifically limited to underage drinking parties
- Action by underage guest that triggers violation: Possession
- Property type(s) covered by liability law: Residence, outdoor, other
- Standard for hosts' knowledge or action regarding the party: Knowledge—host must have actual knowledge of the occurrence
- Preventive action by the host negates the violation
- Exception(s): Family

Note: The "preventive action" provision in Connecticut requires the prosecution to prove that the host failed to take preventive action.

Retailer Interstate Shipments of Alcohol

Retailer interstate shipments are prohibited for all types of beverages.

Direct Sales/Shipments of Alcohol by Producers

Direct sales/shipments from producers to consumers are permitted for wine with the following restrictions:

Age Verification Requirements

- Producer must verify age of purchaser—ID check is required at some point prior to delivery.
- Common carrier must verify age of recipient—ID check is required at some point prior to delivery.

State Approval/Permit Requirements

- Producer/shipper must obtain state permit.
- State must approve common carrier.

Reporting Requirements

- Producer must record/report purchaser's name.
- Common carrier must record/report purchaser's name.

Shipping Label Statement Requirements

- Contains alcohol
- Recipient must be 21

Keg Registration

- Keg definition: 6 gallons or more
- Prohibited: Possessing an unregistered, unlabeled keg—maximum fine/jail: $500/3 months
- Purchaser information collected:
  - Purchaser's name and address
  - Verified by a government-issued ID
- Warning information to purchaser: Passive—no purchaser action required
- Deposit: Not required
- Provisions do not specifically address disposable kegs.

Alcohol Pricing Policies

Home Delivery

- Beer: Permitted
- Wine: Permitted
- Spirits: Permitted

Alcohol Tax

Beer (5 percent alcohol)

- Specific excise tax: $0.24 per gallon

Connecticut imposes a tax of $7.20 per barrel, defined as "not less than twenty-eight nor more than thirty-one gallons," and $0.24 per wine gallon or fraction thereof on quantities less than a quarter barrel.

Wine (12 percent alcohol)

- Specific excise tax: $0.72 per gallon

Spirits (40 percent alcohol)

- Specific excise tax: $5.40 per gallon

Drink Specials

- Free beverages: Not prohibited
- Multiple servings at one time: Prohibited
- Multiple servings for same price as single serving: Not prohibited
- Reduced price at specified day or time: Not prohibited
- Unlimited beverages: Prohibited
- Increased volume: Not prohibited

Wholesale Pricing

Pricing restrictions exist.

Beer (5 percent alcohol)

- Volume discounts: Banned
- Minimum markup/Maximum discount: Yes—no sales below cost
- Price posting requirements: Post and hold—1 month minimum
- Retailer credit: Restricted—30 days maximum

Wine (12 percent alcohol)

- Volume discounts: Banned
- Minimum markup/Maximum discount: Yes—No sales below cost
- Price posting requirements: Post and hold—1 month minimum
- Retailer credit: Restricted—30 days maximum

Spirits (40 percent alcohol)

- Volume discounts: Banned
- Minimum markup/Maximum discount: Yes—No sales below cost
- Price posting requirements: Post and hold—1 month minimum
- Retailer credit: Restricted—30 days maximum

Connecticut State Survey Responses

State Agency Information	
Agency with primary responsibility for enforcing underage drinking laws:	
Department of Consumer Protection – Liquor Control Division	
Methods by which local and state enforcement agencies coordinate their efforts to enforce laws prohibiting underage drinking:	
Liquor Control Division is a state regulatory agency (no police or arrest powers). Working with partners in law enforcement, both agencies share responsibility for enforcement of the Liquor Control Act. The Liquor Control Division and law enforcement conduct mutual operations and also independent investigations.	
Enforcement Strategies	
State law enforcement agencies use:	
Cops in Shops	No
Shoulder Tap Operations	No
Party Patrol Operations or Programs	No
Underage Alcohol–Related Fatality Investigations	Yes
Local law enforcement agencies use:	
Cops in Shops	No
Shoulder Tap Operations	No
Party Patrol Operations or Programs	Yes
Underage Alcohol–Related Fatality Investigations	Yes
State has a program to investigate and enforce direct sales/shipment laws	Yes
Primary state agency responsible for enforcing laws addressing direct sales/shipments of alcohol to minors	Department of Consumer Protection – Liquor Control Division
Such laws are also enforced by local law enforcement agencies	Unknown
Enforcement Statistics	
State collects data on the number of minors found in possession	Unknown
Number of minors found in possession by state law enforcement agencies	No data
Number pertains to the 12 months ending	No data
Data include arrests/citations issued by local law enforcement agencies	No data
State conducts underage compliance checks/decoy operations[2] to determine if alcohol retailers are complying with laws prohibiting sales to minors	Yes
Data are collected on these activities	Yes
Number of licensees checked for compliance by state agencies	498
Number of licensees that failed state compliance checks	82
Numbers pertain to the 12 months ending	12/31/2011
Local agencies conduct underage compliance checks/decoy operations to determine if alcohol retailers are complying with laws prohibiting sales to minors	Yes
Data are collected on these activities	No
Number of licensees checked for compliance by local agencies	Not applicable
Number of licensees that failed local compliance checks	Not applicable
Numbers pertain to the 12 months ending	Not applicable
Sanctions	
State collects data on fines imposed on retail establishments that furnish minors	Yes
Number of fines imposed by the state[3]	200
Total amount in fines across all licensees	$375,000
Numbers pertain to the 12 months ending	12/31/2011

State collects data on license suspensions imposed on retail establishments specifically for furnishing minors	Yes
Number of suspensions imposed by the state[4]	200
Total days of suspensions across all licensees	No data
Numbers pertain to the 12 months ending	12/31/2011
State collects data on license revocations imposed on retail establishments specifically for furnishing minors	Yes
Number of license revocations imposed[5]	0
Numbers pertain to the 12 months ending	12/31/2011

Additional Clarification

None given

[1] Or having consumed or purchased per state statutes.
[2] Underage compliance checks/decoy operations to determine whether alcohol retailers are complying with laws prohibiting sales to minors.
[3] Does not include fines imposed by local agencies.
[4] Does not include suspensions imposed by local agencies.
[5] Does not include revocations imposed by local agencies.

Underage Drinking Prevention Programs Operated or Funded by the State: Programs SPECIFIC TO Underage Drinking

Partnerships for Success (PFS)

Number of youth served	43,362
Number of parents served	3,131
Number of caregivers served	No data
Numbers pertain to the 12 months ending	06/30/11
Program has been evaluated	Yes
Evaluation report is available	Yes
URL for evaluation report	http://www.ct.gov/dmhas/prevention pending
URL for more program information	http://www.ct.gov/dmhas/prevention/PHPCompendium.pdf

Program description: The PFS is a 5-year, $11.5 million grant awarded to Connecticut through a competitive bid from the SAMHSA Center for Substance Abuse Prevention (CSAP). PFS allows Connecticut to continue successful community-based approaches that prevent underage drinking through the use of the Strategic Prevention Framework (SPF). This data-driven public health approach builds on existing successes of over 20 community-based coalitions that specifically address underage drinking, including several other state and federally funded coalitions and community-based programs currently in place covering each region of the state. The PFS uses environmental prevention approaches to produce measurable reductions in alcohol consumption patterns and their negative consequences. The University of Connecticut Health Center conducts evaluations at the state and community levels to track performance targets. Goals include:

- Reducing past-month alcohol use rates for individuals ages 12–20.
- Preventing the onset and reducing the progression of childhood/underage drinking.
- Strengthening capacity and infrastructure at the state and community levels to implement data-driven, evidence-based policies, practices, and programs.
- Taking a collaborative approach to align state and community strategies, redirect existing services, and leverage human and fiscal resources to sustain efforts.

Strategy types: Twenty funded community coalitions throughout the state use a public health approach in over 30 municipalities and statewide across college campuses to decrease alcohol consumption in youth ages 12 to 20. Additionally, coalitions build on existing resources to implement environmental strategies known to be effective in reducing youth alcohol use rates, such as curtailing retail and social access, policy change, enforcement, media advocacy, and parental and merchant education, as well as measure changes in underage drinking that use student survey and social indicator data.

Connecticut has recently completed implementation of the SAMHSA-funded strategic prevention framework (SPF) initiative, which identified underage drinking as a state priority. The SPF was a 5-year, $11 million initiative that brought evidence-based programs, policies, and practices to communities through a coalition approach to regions across the state. Coalitions were charged with conducting needs and resource assessments, building community capacity to address underage drinking, developing strategic plans, implementing evidence-based programs, and evaluating and sustaining efforts once the initiative ended. The majority of the coalitions were continued through SAMHSA's Partnership for Success Grant.

Highlights included: Prioritizing and addressing underage drinking at the state and community levels; leveraging, redirecting, and realigning resources in support of the SPF and the reduction of underage drinking; and strengthening state/local capacity and infrastructure in support of prevention. Findings demonstrated the following:

- A 4 percent reduction in past-month alcohol use among Connecticut high school students from 2005 to 2009.
- A 12.9 percent reduction in binge drinking among high school students.
- A 17.4 percent reduction in early-onset drinking (i.e., before age 13; Youth Risk Behavior Survey).
- A reduction in alcohol-related motor vehicle fatalities, dropping from 47 percent in 2005 to 42 percent in 2008.
- A 34 percent increase in the number of evidence-based practices, programs, and policies, including environmental strategies, funded by the Department of Mental Health and Addiction Services (DMHAS).
- A statistically significant increase in community readiness to implement effective substance abuse prevention strategies and practices from 2006 to 2010.
- In comparisons of local student survey data collected before and after implementing the SPF in funded communities, 71 percent showed a decrease in the percentage of students reporting past-month alcohol use.

Connecticut Statewide Healthy Campus Initiative

Number of youth served	No data
Number of parents served	0
Number of caregivers served	No data
Numbers pertain to the 12 months ending	06/30/11
Program has been evaluated	Yes
Evaluation report is available	No
URL for evaluation report	Not applicable
URL for more program information	http://www.ct.gov/dmhas/prevention/PHPCompendium.pdf

Program description: The purpose of the Connecticut Statewide Healthy Campus Initiative is to develop a comprehensive prevention system that is responsive to the needs of young adults ages 18 to 25 who are attending public universities throughout Connecticut. The Initiative is based on a 3-in-1 Framework recommended by the National Institute on Alcohol Abuse and Alcoholism (NIAAA). The goal is to change the culture of drinking and other substance use/abuse using broad-based, comprehensive, integrated programs with multiple complementary components that target individuals, including at-risk or alcohol-dependent drinkers; the student population as a whole; and the college and the surrounding community.

Objectives of the initiative are to:

- Address gaps in substance abuse prevention and early intervention services.
- Support culturally responsive, age-appropriate, and evidence-based approaches for young adults.
- Further develop Connecticut's prevention data infrastructure and capacity to collect and analyze outcome data and report on key performance measures.

The primary target population is college students ages 18-25. Programs may also target family members, peers, schools, and communities at large.

This initiative requires that programs use multiple strategies within the 3-in-1 framework (community, campus, and individual-level strategies known to be effective). A summary list of activities follows:

1. Monthly meetings of the Connecticut Healthy Campus Initiative, open to all Connecticut institutions of higher education. Meetings include training by national experts, technical assistance, networking, and coalition organizational tasks geared toward sustaining efforts and promoting evidence-based activities on college campuses. Forty colleges have signed on to participate in the Initiative.
2. Grantee funding opportunities: Following a competitive request-for-proposal (RFP) process, 10 Connecticut colleges received awards to implement evidence-based environmental strategies including policy review and creation, enforcement of underage drinking laws and policies, coalition capacity building, and social marketing. Colleges receiving the awards implement the CORE survey before and after implementation to measure the effectiveness of the strategies at reducing past-month alcohol use and binge drinking.
3. Technical assistance (TA) is provided by Connecticut Center for Prevention, Wellness and Recovery staff to Connecticut Institutions of Higher Education. TA includes face-to-face, telephone, and electronic consultation as requested by college staff. An electronic listserv of Connecticut colleges will be maintained and used to provide updates on national and state alcohol and drug prevention news and information.

Best Practice Initiative

Number of youth served	5,401
Number of parents served	24
Number of caregivers served	No data
Numbers pertain to the 12 months ending	06/30/11
Program has been evaluated	Yes
Evaluation report is available	No
URL for evaluation report	Not applicable
URL for more program information	http://www.ct.gov/dmhas/prevention/PHPCompendium.pdf

Program description: The Best Practice Initiative consists of 14 multifocused Substance Abuse Prevention and Treatment (SAPT) Block Grant-funded programs across the state. They were originally created in the mid-1990s to apply science- and research-based innovations to populations across the lifecycle. In 2009, following extensive review of state epidemiological data on underage alcohol use and related consequences, the funded agencies were refocused to apply the Strategic Prevention Framework (SPF) and related strategies to address underage drinking and other substances that were data-identified as problems in chosen communities.

Target population(s): All Best Practice agencies are required to use a portion of their block grant funds to reduce underage drinking and related consequences.

Strategy type: The population-level approach requires agencies to use environmental strategies endorsed by CSAP, such as law and policy development and enforcement and media and marketing campaigns.

Office of Policy and Management—Enforcement of Underage Drinking Laws

Number of youth served	No data
Number of parents served	No data
Number of caregivers served	No data
Numbers pertain to the 12 months ending	No data
Program has been evaluated	Yes
Evaluation report is available	No
URL for evaluation report	Not applicable
URL for more program information	http://www.ct.gov/opm/cwp

Program description: The Office of Policy and Management and the Juvenile Justice Advisory Committee (JJAC) support comprehensive programs designed to combat underage drinking. Another initiative sponsored by the Office of Policy and Management is called “SetTheRulesCT.” This is a statewide media campaign educating parents and adults about Connecticut’s social host law and the impact of alcohol on teenage brain development. As of June 2009, the JJAC made awards to five agencies totaling $409,260 in the “combating underage drinking” category for FY2009/2010.

Enforcing the Underage Drinking Laws Program (EUDL): This program supports and enhances state efforts, in cooperation with local jurisdictions, to enforce laws prohibiting the sale of alcoholic beverages to, or the consumption of alcoholic beverages by, individuals under 21 years old. Each state receives an annual allocation of a set amount and may also enter into competitive bids for discretionary grants.

Governor's Prevention Partnership/Connecticut Coalition to Stop Underage Drinking

Number of youth served	51
Number of parents served	0
Number of caregivers served	No data
Numbers pertain to the 12 months ending	06/30/11
Program has been evaluated	Yes
Evaluation report is available	No
URL for evaluation report	Not applicable
URL for more program information	http://www.preventionworksct.org/ccsud

Program description: The Governor's Prevention Partnership (GPP), a statewide resource link, serves as a nonprofit entity between State government and businesses with a mission to keep Connecticut's youth safe, successful, and drug free. The GPP provides leadership and services to help schools, communities, colleges, and businesses create and sustain quality programs in the following areas: mentoring, coalition building, underage drinking, school-based substance abuse and violence prevention, campus community partnerships, parent education, and media. The GPP works closely with DMHAS, state agencies, and community-based organizations to maximize prevention efforts and services based on state needs and policy plans.

The GPP and state and local coalitions have mobilized toward a statewide coalition, the Connecticut Coalition to Stop Underage Drinking (CCSUD). CCSUD, in collaboration with Connecticut's myriad stakeholders, has used state and federal funding to achieve the following successes:

- Passage of several alcohol-related laws intended to curb underage drinking and related harms (keg registration, a "zero tolerance" law lowering the blood alcohol level to .02 for a driving under the influence [DUI] conviction for persons under 21, and prohibition of drive-up alcohol sales).
- A reduction in compliance check failure rates from 75 percent of merchants selling alcohol to minors to less than 18 percent over the last 8 years.
- A reduction of 8.9 percent among underage youth who report consuming alcohol in the past 30 days.

Regional Action Councils (RACs)

Number of youth served	96,344
Number of parents served	50
Number of caregivers served	No data
Numbers pertain to the 12 months ending	06/30/11
Program has been evaluated	No
Evaluation report is available	Not applicable
URL for evaluation report	Not applicable
URL for more program information	http://www.ct.gov/dmhas/preventionPHPCompendium.pdf

Program description: RACs comprise 13 public/private subregional planning and action councils covering the state that have responsibility for the planning, development, and coordination of behavioral health services in their respective regions. RACs are resource links for DMHAS and are legislatively mandated to:

1. Determine the extent of substance abuse problems within their subregions.
2. Determine the status of resources to address such problems.
3. Identify gaps in the substance abuse service continuum.
4. Identify changes to the community environment that will reduce substance abuse.

This information is used by DMHAS to inform decisions related to service system plans and enhancements. RAC membership consists of diverse members of the community, including the chief elected official, the chief of police, the superintendent of schools of each municipality within the

subregion, business and professional leaders, members of the General Assembly, service providers, representatives of minority populations, religious organizations, representatives of private funding organizations, and the media. Every 2 years, RACs produce Subregional Prevention Priority Reports to describe:

1. The burden of substance abuse, problem gambling, and suicide in the subregions.
2. Prioritized prevention needs.
3. The capacity of the subregions' communities to address those needs.

These reports are based on data-driven analyses of issues in the subregions with assistance from key community members. The reports and accompanying data are used as building blocks for state- and community-level processes, including capacity and readiness building, strategic planning, implementation of evidence-based programs and strategies, and evaluation of efforts to reduce substance abuse and promote mental health. The subregional priority-setting process conducted by the RACs was instrumental in assisting community coalitions with developing strategic plans to address underage drinking in their respective communities. Priority-setting strategies include:

1. Compiling subregional sociodemographic and indicator data using data provided by State Epidemiological and Outcomes Workgroup (SEOW) and additional community-level data and information, such as student surveys and focus group results.
2. Producing subregional epidemiological profiles describing magnitude, impact, and response capacity.
3. Convening Community Needs Assessment Workgroups to conduct the priority ranking process.

RACs have also received Drug Free Coaliton (DFC) and STOP Underage Drinking Act grants to address underage drinking in their regions.

Center for Prevention, Wellness & Recovery—Wheeler Clinic/Connecticut Clearinghouse

Number of youth served	592
Number of parents served	113
Number of caregivers served	No data
Numbers pertain to the 12 months ending	06/30/11
Program has been evaluated	No
Evaluation report is available	Not applicable
URL for evaluation report	Not applicable
URL for more program information	http://www.ctclearinghouse.org

Program description: Connecticut Clearinghouse, a program of Wheeler Clinic's Connecticut Center for Prevention, Wellness & Recovery (CCPWR), is a statewide library and resource center for information on substance use and mental health disorders, prevention and health promotion, treatment and recovery, wellness, and other related topics. The CCPWR serves as a resource link for DMHAS. Resources and services are available to anyone who lives or works in the state, including families, teachers, students, professionals, community members, and children. Connecticut Clearinghouse serves as the State's Regional Alcohol and Drug Awareness Resource (RADAR) Network Center as designated by CSAP.

Underage Drinking Prevention Programs Operated or Funded by the State: Programs RELATED TO Underage Drinking

Local Prevention Councils

URL for more program information http://www.ct.gov/dmahs/preventionPHPCompendium.pdf

Program description: This DMHAS initiative supports more than 120 local, municipal-based alcohol, tobacco, and drug abuse prevention councils. The intent of this grant program is to facilitate development of prevention initiatives at the local level with support of the Chief Elected Officials. Sspecific goals of Local Prevention Councils are to increase public awareness of substance use prevention and to stimulate the development and implementation of local prevention activities primarily focused on youth.

Tobacco Use Prevention/Control, Connecticut Department of Public Health

URL for more program information http://www.ct.gov/dph

Program description: These programs work to address all risks associated with the use of tobacco products. They are focused on preventing the initiation of tobacco use among youth and adults, eliminating exposure to environmental tobacco smoke, promoting cessation of tobacco use, and working to eliminate tobacco-related disparities among target populations such as pregnant women, individuals of low socioeconomic status, and ethnic groups with above-average use of tobacco products.

Multicultural Leadership Institute, a DMHAS resource link

URL for more program information http://www.mli-inc.org

Department of Children and Families Prevention Services

URL for more program information http://www.ct.gov/dcf

Safe and Drug Free Schools

URL for more program information http://www.sde.ct.gov/sde

Connecticut Department of Transportation DUI Enforcement Program

URL for more program information http://www.ct.gov/dot

Additional Information Related to Underage Drinking Prevention Programs

State collaborates with federally recognized Tribal governments in the prevention of underage drinking Yes

Program description: Connecticut has two federally recognized Tribal nations, the Mashantucket Pequot Nation (population: 227) and the Mohegan Tribe (population: 1,700). Connecticut also has four state-recognized Tribal nations: the Eastern Pequot Nation, the Golden Hill Paugusset Tribe, the Pawcatuck Eastern Pequot Tribe (population: 150), and the Schaghticoke Indian Tribe (population: 300). A seventh Tribal nation, Nipmuc Indian Association of Connecticut, is currently seeking federal recognition. The two federally recognized Indian Tribes in Connecticut, the Mashantucket Pequot Nation and the Mohegan Tribe, are located in the Norwich/New London area of eastern Connecticut. Both have casinos that contribute 25 percent of all slot revenues to the state. Outside of the federal government, these casinos are the second-largest contributors to Connecticut's economy. The casinos provide a stable economic foundation for the Tribes and allow for the preservation of culture and the establishment of Tribal departments that provide a broad range of health/social benefits to reservation members. Coalitions/RACs in close proximity to Connecticut's two Tribes have formal linkages and include Tribal communities within their community interventions. At the state level, DMHAS is working with Tribal leadership to educate them on the PFS initiative and engage Tribal representatives to serve in an advisory role, providing advice on issues facing American Indians who wish to participate in underage drinking and related substance abuse prevention programs.

State has programs to measure and/or reduce youth exposure to alcohol advertising and marketing Yes

Program description: "SetTheRulesCT" is a statewide media campaign educating parents and adults about Connecticut's social host law and the impact of alcohol on teenage brain development. The U.S. Department of Justice's Office of Juvenile Justice and Delinquency Prevention (OJJDP) is addressing the growing problem of underage drinking through numerous initiatives, including public advertising programs. "SetTheRulesCT" is funded entirely through the EUDL program. "SetTheRulesCT" was developed by the Office of Policy and Management (OPM) and the JJAC Subcommittee on Combating Underage Drinking, which is composed of representatives from the following state agencies and departments:

- Commission on Children
- Department of Children and Families
- Department of Consumer Protection, Liquor Control
- Department of Education
- Department of Mental Health and Addiction Services
- Department of Motor Vehicles
- Department of Public Safety
- Department of Transportation, Division of Public Defender Services

- Department of Public Health
- Judicial Branch
- Office of Policy and Management
- Juvenile Justice Policy and Planning Division
- Juvenile Justice Advisory Committee
- Office of the Chief State's Attorney

Additionally, Connecticut DMHAS Partnership for Success and Best Practice grantee agencies will implement social marketing campaigns as a strategy to address priority underage drinking risk factors in local communities throughout the state.

State has adopted or developed best practice standards for underage drinking prevention programs Yes

Best practice standards description: The DMHAS-funded Connecticut PFS grantees use evidence-based programs (EBPs) including the recently updated (2009) guidance document from CSAP, *Identifying and Selecting Evidence- Based Interventions for Substance Abuse Prevention*. An EBP Subcommittee of SEOW was established to review and approve community plans that include EBPs based on the Guidance Document. CT's Resource Links will continue to provide training/teaching assistance on selecting and implementing EBP strategies that will most effectively assist PFS coalitions with achieving performance target outcomes. DMHAS, in conjunction with Connecticut prevention provider agencies and organizations, developed *Cultivating Programs That Work: Operating Standards for Prevention and Health Promotion Program*s for prevention programs funded by DMHAS. The standards, guidelines, and supporting documents link state-of-the-art prevention theory to effective, comprehensive, and accountable prevention practice and abide by principles that are divided into eight categories critical for all prevention programs:

1. Human Relationships
2. Program Planning
3. Program Activities
4. Program Settings
5. Health and Safety
6. Program Implementation
7. Program Administration
8. Evaluation

Implementation of the standards should result in positive outcomes for programs, staff, and participants. The purpose of these standards is to provide assurances to the public that alcohol and drug abuse prevention and early intervention programs are regulated under a set of minimum standards established by DMHAS. These standards establish a minimum level of program operation intended to reflect quality substance abuse prevention programs. The operating standards articulate a service philosophy that helps individuals, families, schools, and communities throughout the state of Connecticut prevent the use, misuse, or abuse of legal or illegal substances. To support prevention staff training and certification, the Prevention Training Collaborative provides a wide range of prevention training across the state. There are three levels of prevention certification for paraprofessionals, volunteers, and prevention program staff with and without 4-year degrees.

Additional Clarification

None given

State Interagency Collaboration

A state-level interagency governmental body/committee exists to coordinate or address underage drinking prevention activities Yes

Committee contact information:

Name: Carol Meredith, MPA, Director of Prevention, Dept of Mental Health and Addiction Services
E-mail: Carol.Meredith@ct.gov
Address: 410 Capitol Ave, PO Box 341431, MS-14PIT, Hartford, CT 06134
Phone: 860-418-6826

Agencies/organizations represented on the committee:	
Department of Mental Health and Addiction Services	
Department of Consumer Protection	
Department of Public Health	
Department of Public Safety	
Department of Transportation	
Department of Children and Families	
Department of Transportation	
Department of Social Services	
Office of Policy and Management	
Connecticut State University System	
Department of Higher Education	
Office of the Chief State's Attorney and Judicial Branch	
A website or other public source exists to describe committee activities	Yes
URL or other means of access	http://www.ct.gov/dmhas

Underage Drinking Reports	
State has prepared a plan for preventing underage drinking in the last 3 years	Yes
Prepared by:	DMHAS and The Connecticut Alcohol and Drug Policy Council
Plan can be accessed via	http://www.ct.gov/dmhas pending
State has prepared a report on preventing underage drinking in the last 3 years	Yes
Prepared by: The Connecticut Alcohol and Drug Policy Council Final Evaluation Report of the Strategic Prevention Framework State Incentive Grant First Year Evaluation Report of the PFS Plan can be accessed via	http://www.ct.gov/dmhas pending
Additional Clarification	
None given	

State Expenditures for the Prevention of Underage Drinking	
Compliance checks/decoy operations in retail outlets:	
Estimate of state funds expended	$112,000
Estimate based on the 12 months ending	12/31/2011
Checkpoints and saturation patrols:	
Estimate of state funds expended	Data not available
Estimate based on the 12 months ending	Data not available
Community-based programs to prevent underage drinking:	
Estimate of state funds expended	$7,316,424
Estimate based on the 12 months ending	06/30/2011
K–12 school-based programs to prevent underage drinking:	
Estimate of state funds expended	$6,548,782
Estimate based on the 12 months ending	06/30/2011
Programs targeted to institutes of higher learning:	
Estimate of state funds expended	$510,797
Estimate based on the 12 months ending	06/30/2011
Programs that target youth in the juvenile justice system:	
Estimate of state funds expended	$4,220,402
Estimate based on the 12 months ending	06/30/2011
Programs that target youth in the child welfare system:	
Estimate of state funds expended	$702,359
Estimate based on the 12 months ending	06/30/2011

Other programs:	
Programs or strategies included:	No data
Estimate of state funds expended	No data
Estimate based on the 12 months ending	No data

Funds Dedicated to Underage Drinking	
State derives funds dedicated to underage drinking from the following revenue streams:	
Taxes	Yes
Fines	Yes
Fees	Yes
Other	General Funds
Description of funding streams and how they are used:	
State Agency Collaboration, ADPC, Staff time, Direct Program Support.	
Additional Clarification	
None given	

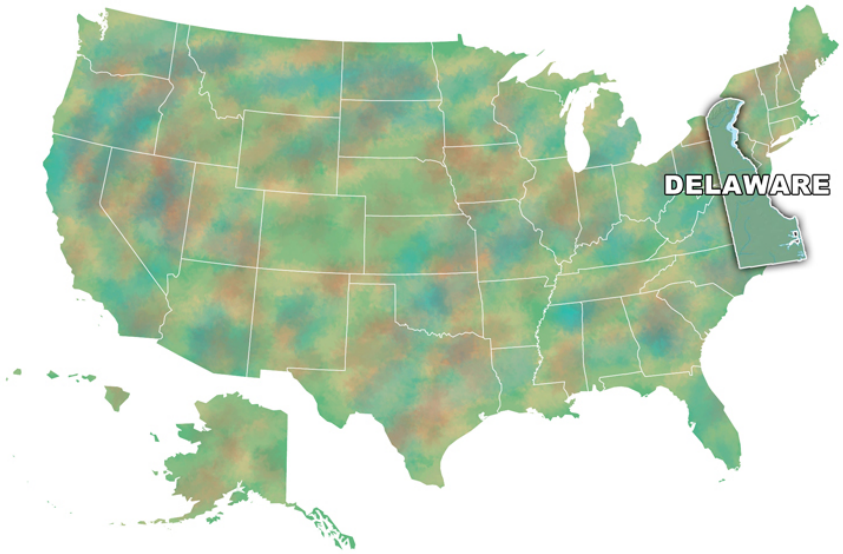

Delaware

State Profile and Underage Drinking Facts*

State Population: 907,135
Population Ages 12–20: 106,000

	Percentage	Number
Ages 12–20		
Past-Month Alcohol Use	31.1	33,000
Past-Month Binge Alcohol Use	21.2	22,000
Ages 12–14		
Past-Month Alcohol Use	5.2	2,000
Past-Month Binge Alcohol Use	1.7	1,000
Ages 15–17		
Past-Month Alcohol Use	25.3	9,000
Past-Month Binge Alcohol Use	13.9	5,000
Ages 18–20		
Past-Month Alcohol Use	59.0	22,000
Past-Month Binge Alcohol Use	45.0	17,000
Alcohol-Attributable Deaths (under 21)		13
Years of Potential Life Lost (under 21)		759
	Percentage of All Traffic Fatalities	**Number**
Traffic Fatalities, 15- to 20-Year-Old Drivers with BAC > 0.01	23.0	4

* See Appendix C for data sources.

Laws Addressing Minors in Possession of Alcohol

Underage Possession of Alcohol

Possession is prohibited with the following exception(s):

- Private residence AND EITHER
- Parent/guardian OR
- Spouse

Note: Delaware's exception includes "members of the same family" and allows possession if in "private home of any of said members" (Del. Code Ann. tit. 4, § 904). For purposes of this report, the phrase "members of the same family" is interpreted as including a spouse.

Underage Consumption of Alcohol

Consumption is prohibited with the following exception(s):

- Private residence AND EITHER
- Parent/guardian OR
- Spouse

Note: Delaware's exception includes "members of the same family" and allows consumption if in "private home of any of said members" (Del. Code Ann. tit. 4, § 904). For purposes of this report, the phrase "members of the same family" is interpreted as including a spouse.

Internal Possession by Minors

Internal possession is not explicitly prohibited.

Note: Delaware makes it an offense for "[w]hoever, being under the age of 21 years, has alcoholic liquor in his or her possession at any time, or consumes or is found to have consumed alcoholic liquor" (Del. Code Ann. tit. 4, § 904). Laws that prohibit minors from having alcohol in their bodies, but do so without reference to a blood, breath, or urine test, are not considered as prohibiting Internal Possession, for purposes of this report.

Underage Purchase of Alcohol

Purchase is NOT prohibited and there is no specific allowance for youth purchase for law enforcement purposes.

Note: Delaware does not have a statute that specifically prohibits purchase, but it does prohibit "obtaining" alcohol in connection with making a false statement (see Del. Code Ann. tit. 4, § 904(b)).

False Identification for Obtaining Alcohol

Provision(s) Targeting Minors

- Use of a false ID to obtain alcohol is a criminal offense.
- No driver's license suspension procedure.

Provisions Targeting Retailers

- Specific affirmative defense—the retailer inspected the false ID and came to a reasonable conclusion based on its appearance that it was valid.

Note: Although Del. Admin. Code § 2 2000 2215 states that "persons under 21 years of age have noted on their licenses 'Under 21,'" research revealed that no Delaware statute or regulation expressly requires distinguishing licenses for persons under 21 years old.

Laws Targeting Underage Drinking and Driving

BAC Limits: Youth (Underage Operators of Noncommercial Motor Vehicles)

- BAC limit: 0.02
- BAC level at or above the limit is per se (conclusive) evidence of a violation
- Applies to drivers under age 21

Loss of Driving Privileges for Alcohol Violations by Minors ("Use/Lose Laws")

Use/lose penalties apply to minors under age 21.

Type(s) of Violation Leading to Driver's License Suspension, Revocation, or Denial

- Underage possession
- Underage consumption

Authority To Impose Driver's License Sanction

- Mandatory

Length of Suspension/Revocation

- 30 days

Graduated Driver's License

Learner Stage

- Minimum entry age: 16
- Minimum learner stage period: 6 months
- Minimum supervised driving requirement: 50 hours—10 of which must be at night

Intermediate Stage

- Minimum age: 16 years, 6 months
- Unsupervised night driving
  - Prohibited after: 10 p.m.
  - Primary enforcement of the night-driving rule
- Passenger restrictions exist: One passenger, except for immediate family members
  - Primary enforcement of the passenger-restriction rule

License Stage

- Minimum age to lift restrictions: 17

Laws Targeting Alcohol Suppliers

Furnishing Alcohol to Minors

Furnishing is prohibited with the following exception(s):

- Private residence AND EITHER
- Parent/guardian OR
- Spouse

Note: Delaware's exception includes "members of the same family" and allows furnishing if in the "private home of any of said members" (see Del. Code Ann. tit. 4, § 904). For purposes of this report, the phrase "members of the same family" is interpreted as including a spouse.

Compliance Check Protocols

Age of Decoy
- Minimum: 16
- Maximum: 20

Appearance Requirements
- Males: No facial hair
- Females: No excessive makeup

ID Possession
- Required

Verbal Exaggeration of Age
- Prohibited

Decoy Training
- Recommended

Penalty Guidelines for Sales to Minors

- Time period/conditions: 5 years
- First offense: $500 fine
- Second offense: $2,500 fine
- Third offense: 30-day license suspension
- Fourth offense: 60-day license suspension

Note: Mitigating and/or aggravating circumstances may be considered.

Responsible Beverage Service

Mandatory Beverage Service Training for Licensees, Managers, Servers
- Applies to both on-sale and off-sale establishments
- Applies to both new and existing outlets

Minimum Ages for Off-Premises Sellers

- Beer: 21
- Wine: 21
- Spirits: 21

Minimum Ages for On-Premises Sellers

- Beer: 19 for servers and 21 for bartenders
- Wine: 19 for servers and 21 for bartenders
- Spirits: 19 for servers and 21 for bartenders

Distance Limitations for New Alcohol Outlets Near Universities and Schools

Colleges and Universities
No distance limitation

Primary and Secondary Schools
No distance limitation

Dram Shop Liability

There is no statutory liability.

Social Host Liability Laws

There is no statutory liability.

Host Party Laws

No state-imposed liability for hosting underage drinking parties

Retailer Interstate Shipments of Alcohol

Retailer interstate shipments are prohibited for all types of beverages.

Direct Sales/Shipments of Alcohol by Producers

Direct sales/shipments from producers to consumers are not permitted.

Keg Registration

Registration is not required.

Alcohol Pricing Policies

Home Delivery

- Beer: Prohibited
- Wine: Prohibited
- Spirits: Prohibited

Alcohol Tax

- Beer (5 percent alcohol): Specific excise tax is $0.16 per gallon.
- Wine (12 percent alcohol): Specific excise tax is $0.97 per gallon.
- Spirits (40 percent alcohol): Specific excise tax is $3.75 per gallon ($2.50 per gallon for alcohol content of 25 percent or less).

Drink Specials

- Free beverages: Prohibited
- Multiple servings at one time: Not prohibited
- Multiple servings for same price as single serving: Prohibited
- Reduced price at specified day or time: Not prohibited
- Unlimited beverages: Prohibited
- Increased volume: Not prohibited

Wholesale Pricing

Pricing restrictions exist.

Beer (5 percent alcohol)

- Price posting requirements: Post and hold—5 days minimum
- Retailer credit: Restricted—commissioner shall not control credit transactions to extent they are permitted by federal law.

Wine (12 percent alcohol)

- Price posting requirements: Post and hold—5 days minimum
- Retailer credit: Restricted—commissioner shall not control credit transactions to extent they are permitted by federal law.

Spirits (40 percent alcohol)

- Price posting requirements: Post and hold—5 days minimum
- Retailer credit: Restricted—commissioner shall not control credit transactions to extent they are permitted by federal law.

Delaware State Survey Responses

State Agency Information	
Agency with primary responsibility for enforcing underage drinking laws:	
Division of Alcohol Tobacco Enforcement (DATE)	
Methods by which local and state enforcement agencies coordinate their efforts to enforce laws prohibiting underage drinking:	
State and local agencies conduct joint operations to address underage drinking and youth access concerns throughout the state. In addition, DATE is the designated agency for the Office of Juvenile Justice and Delinquency Prevention (OJJDP) Enforcing Underage Drinking Laws (EUDL) grant and oversees a statewide underage drinking task force comprised of its subgrantees.	
Enforcement Strategies	
State law enforcement agencies use:	
Cops in Shops	Yes
Shoulder Tap Operations	No
Party Patrol Operations or Programs	No
Underage Alcohol–Related Fatality Investigations	Yes
Local law enforcement agencies use:	
Cops in Shops	Yes
Shoulder Tap Operations	No
Party Patrol Operations or Programs	Yes
Underage Alcohol–Related Fatality Investigations	Yes
State has a program to investigate and enforce direct sales/shipment laws	Yes
Primary state agency responsible for enforcing laws addressing direct sales/shipments of alcohol to minors	No data
Such laws are also enforced by local law enforcement agencies	No
Enforcement Statistics	
State collects data on the number of minors found in possession	Yes
Number of minors found in possession by state law enforcement agencies	713
Number pertains to the 12 months ending	12/31/2011
Data include arrests/citations issued by local law enforcement agencies	Yes
State conducts underage compliance checks/decoy operations[2] to determine if alcohol retailers are complying with laws prohibiting sales to minors	Yes
Data are collected on these activities	Yes
Number of licensees checked for compliance by state agencies	200
Number of licensees that failed state compliance checks	55
Numbers pertain to the 12 months ending	12/31/2011
Local agencies conduct underage compliance checks/decoy operations to determine if alcohol retailers are complying with laws prohibiting sales to minors	Yes
Data are collected on these activities	No
Number of licensees checked for compliance by local agencies	
Number of licensees that failed local compliance checks	Data not collected
Numbers pertain to the 12 months ending	Data not collected
Sanctions	
State collects data on fines imposed on retail establishments that furnish minors	Yes
Number of fines imposed by the state[3]	55
Total amount in fines across all licensees	$27,500
Numbers pertain to the 12 months ending	12/31/2011
State collects data on license suspensions imposed on retail establishments specifically for furnishing minors	Yes
Number of suspensions imposed by the state[4]	2
Total days of suspensions across all licensees	60
Numbers pertain to the 12 months ending	12/31/2011

State collects data on license revocations imposed on retail establishments specifically for furnishing minors	Yes
Number of license revocations imposed[5]	0
Numbers pertain to the 12 months ending	12/31/2011

Additional Clarification

Clarification for the following response: The enforcement divison conducts compliance tests, arrests the clerks who sell, and files violations against the liquor licensee with the office of the alcoholic beverage control commissioner. All penalties imposed upon a liquor licensee are heard in an administrative hearing before the alcoholic beverage control commissioner. The enforcement division makes a recommendation of a monetary penalty, suspension, or revocation. The final decision is made by the commissioner. Data for all fines/suspensions/revocations imposed are recorded by that office. Delaware's Office of Highway Safety (OHS) does not conduct any state-funded saturation patrols or checkpoints to reduce underage drinking. OHS conducts saturation patrols and checkpoints to prevent adult impaired driving; these are federally funded,not state funded.

[1] Or having consumed or purchased per state statutes.
[2] Underage compliance checks/decoy operations to determine whether alcohol retailers are complying with laws prohibiting sales to minors.
[3] Does not include fines imposed by local agencies.
[4] Does not include suspensions imposed by local agencies.
[5] Does not include revocations imposed by local agencies.

Underage Drinking Prevention Programs Operated or Funded by the State: Programs SPECIFIC TO Underage Drinking

All Stars	
Number of youth served	1,407
Number of parents served	0
Number of caregivers served	No data
Numbers pertain to the 12 months ending	03/31/2011
Program has been evaluated	Yes
Evaluation report is available	No
URL for evaluation report:	Not applicable
URL for more program information:	Not applicable

Program description**:** All Stars is an innovative, science-based prevention program that promotes prosocial behavior and attitudes. When done as intended, the effects on students can be profound. All Stars is designed for use by professionals who work with children ages 9 to 11 in community settings. All Stars can be delivered after school and in community settings such as churches and recreation centers.

Too Good for Drugs and Alcohol and Project Toward NO Drug Abuse Ended 06/30/2010	
Number of youth served	0
Number of parents served	No data
Number of caregivers served	No data
Numbers pertain to the 12 months ending	No data
Program has been evaluated	No data
Evaluation report is available	No data
URL for evaluation report:	Not applicable
URL for more program information:	Not applicable

Program description: No data

Fiscal Year (FY) 2011 Division of Prevention and Behavioral Health Services (DPBHS) funded extended Community Center	
Number of youth served	No data
Number of parents served	No data
Number of caregivers served	No data
Numbers pertain to the 12 months ending	No data
Program has been evaluated	No data
Evaluation report is available	No data
URL for evaluation report:	Not applicable
URL for more program information:	Not applicable
Program description: In Fiscal Year 2011, the DPBHS funded extended Community Center hours and a Curfew Center that offered prosocial activities, dinner, at least one weekend evening with later hours, and educational/prevention activities at the former. The latter worked with the Wilmington Police to offer education and resources to youth that were brought to the center for violation of curfew, which prevented youth from being on the streets, at risk for engaging in substance use and delinquent behaviors. These alternative activities and programs had a significant impact on the number of arrests and incidences of violence—and likely substance use. The funding was an unplanned budget windfall, and this upcoming summer, the DPBHS will continue with planned outcome measures in particular around substance abuse and violence.	
Botvin Life Skills program through University of Delaware	
Number of youth served	35
Number of parents served	0
Number of caregivers served	No data
Numbers pertain to the 12 months ending	No data
Program has been evaluated	No
Evaluation report is available	Not applicable
URL for evaluation report:	Not applicable
URL for more program information:	Not applicable
Program description: The Department of Education (DOE) Building Community Capacity Grant and DPBHS contracted to bring screening and motivational interviewing to Delaware's child/family serving system: representation from schools, courts, juvenile justice, public defenders, Division of Family Services (DFS), DPBHS staff, DOE, and prevention provider agencies.	
Life Skills	
Number of youth served	See note below
Number of parents served	See note below
Number of caregivers served	See note below
Numbers pertain to the 12 months ending	No data
Program has been evaluated	No
Evaluation report is available	Not applicable
URL for evaluation report:	Not applicable
URL for more program information:	Not applicable
Program description: Botvin Life Skills is a research-validated substance abuse prevention program proven to reduce the risks of alcohol, tobacco, and drug abuse, as well as violence, by targeting the major social and psychological factors that promote the initiation of substance use and other risky behaviors. This comprehensive and exciting program provides adolescents and young teens with the confidence and skills necessary to successfully handle challenging situations. *Note:* Total individuals served in FY 2011 (number was not broken down by youth, parent, caregiver): 228	
Summer Safe Havens	
Number of youth served	See note below
Number of parents served	See note below
Number of caregivers served	See note below
Numbers pertain to the 12 months ending	No data

Program has been evaluated	No
Evaluation report is available	Not applicable
URL for evaluation report:	Not applicable
URL for more program information:	Not applicable

Program description: DPBHS funded Duffy's Hope, Inc., for the Duffy's Hope Summer Basketball League and Summer Safe Haven programs through Duffy's Hope, the Latin American Community Center, West End Neighborhood House, Kingswood Community Center, William Hicks Anderson Community Center, and Neighborhood House. *Note:* Total individuals served in FY 2011 (number was not broken down by youth, parent, caregiver): 1,157

Underage Drinking Town Hall Meetings (8)

Number of youth served	See note below
Number of parents served	See note below
Number of caregivers served	See note below
Numbers pertain to the 12 months ending	No data
Program has been evaluated	No
Evaluation report is available	Not applicable
URL for evaluation report:	Not applicable
URL for more program information:	Not applicable

Program description: Eight underage drinking town hall meetings were held throughout the state. The town hall meetings reached a universal population of youth, teens, and their families. *Note:* Total individuals served in FY 2011: 200.

Underage Drinking Prevention Programs Operated or Funded by the State: Programs RELATED TO Underage Drinking

Parents Step Up Campaign

URL for more program information: http://www.parentsstepup.org

Program description: Using various communication media, the Step Up campaign:

- Helps adults recognize and change behaviors that facilitate underage drinking.
- Provides ideas for effective house rules to help adults protect kids from underage drinking.
- Encourages parents to block teens from access to alcohol.
- Highlights the consequences of underage drinking to discourage alcohol use.

Additional Information Related to Underage Drinking Prevention Programs

State collaborates with federally recognized Tribal governments in the prevention of underage drinking	Yes
Description of collaboration: Not applicable	
State has programs to measure and/or reduce youth exposure to alcohol advertising and marketing	No
Program description: Not applicable	
State has adopted or developed best practice standards for underage drinking prevention programs	No
Best practice standards description: Not applicable	

Additional Clarification

The Division of Substance Abuse and Mental Health (DSAMH) services (Single State Agency) has developed the state's prevention website as of this year, and website enhancement continues. See http://www.dhss.delaware.gov/dhss/dsamh/prevention.html

DSAMH's subrecipient, the Division of Prevention and Behavioral Health Services, provides services to 17 and younger. Their website is: http://kids.delaware.gov/fs/fs_prevent.shtml

DSAMH continued to work with the state-recognized Nanticoke Tribe in September 2011 to provide support to build their infrastructure in implementing substance abuse prevention programs. DSAMH, in

collaboration with the Division of Prevention and Behavioral Health Services, reached out to the Native American Center for Excellence (NACE) to receive technical assistance for this initiative. NACE, DPBHS, and DSAMH began working with the Nanticoke Tribe to develop assessment tools to collect data to guide their decisionmaking process for substance abuse prevention activities in in January 2012.

Delaware's Office of Highway Safety (OHS) does not conduct any state-funded saturation patrols or checkpoints to reduce underage drinking specifically. OHS conducts saturation patrols and checkpoints focused on preventing adult impaired driving; however, minors are frequently arrested for underage drinking violations during the course of checkpoint enforcement activities. Additionally, OHS does not include cost information because these enforcement activities are federally funded and not state funded.

State Interagency Collaboration	
A state-level interagency governmental body/committee exists to coordinate or address underage drinking prevention activities	Yes
Committee contact information: Name: Dr. Marc Richman E-mail: Marc.Richman@state.de.us Address: DHSS-Division of Substance Abuse and Mental Health Services, 1901 N. DuPont Highway, Main Admin Bldg, New Castle, DE 19720 Phone: 302-255-9416	
Agencies/organizations represented on the committee: Department of Health and Social Services (DHSS) Division of Substance Abuse and Mental Health Services Division of Alcohol and Tobacco Enforcement Office of Highway Safety Delaware Department of Education Division of Prevention and Behavioral Health Services University of Delaware Center for Drug and Alcohol Studies	
A website or other public source exists to describe committee activities URL or other means of access: dhss.delaware.gov/dhss/dsamh/prevention.html	Yes

Underage Drinking Reports	
State has prepared a plan for preventing underage drinking in the last 3 years	Yes
Prepared by: DSAMH & DPBHS Plan can be accessed via: http://dhss.delaware.gov/dhss/dsamh/prevention.html	
State has prepared a report on preventing underage drinking in the last 3 years	No
Prepared by: Not applicable Plan can be accessed via: Not applicable	
Additional Clarification	
None given	

State Expenditures for the Prevention of Underage Drinking	
Compliance checks/decoy operations in retail outlets:	
Estimate of state funds expended	Data not available
Estimate based on the 12 months ending	Data not available
Checkpoints and saturation patrols:	
Estimate of state funds expended	No data
Estimate based on the 12 months ending	No data

Community-based programs to prevent underage drinking:	
Estimate of state funds expended	$1,138,678
Estimate based on the 12 months ending	6/30/2011
K–12 school-based programs to prevent underage drinking:	
Estimate of state funds expended	Data not available
Estimate based on the 12 months ending	Data not available
Programs targeted to institutes of higher learning:	
Estimate of state funds expended	Data not available
Estimate based on the 12 months ending	Data not available
Programs that target youth in the juvenile justice system:	
Estimate of state funds expended	Data not available
Estimate based on the 12 months ending	Data not available
Programs that target youth in the child welfare system:	
Estimate of state funds expended	Data not available
Estimate based on the 12 months ending	Data not available
Other programs:	
Programs or strategies included: Not applicable	
Programs or strategies included:	Not applicable
Estimate of state funds expended	Not applicable
Estimate based on the 12 months ending	Not applicable

Funds Dedicated to Underage Drinking	
State derives funds dedicated to underage drinking from the following revenue streams:	
Taxes	No
Fines	No
Fees	No
Other	No data
Description of funding streams and how they are used:	
No data	
Additional Clarification	
None given	

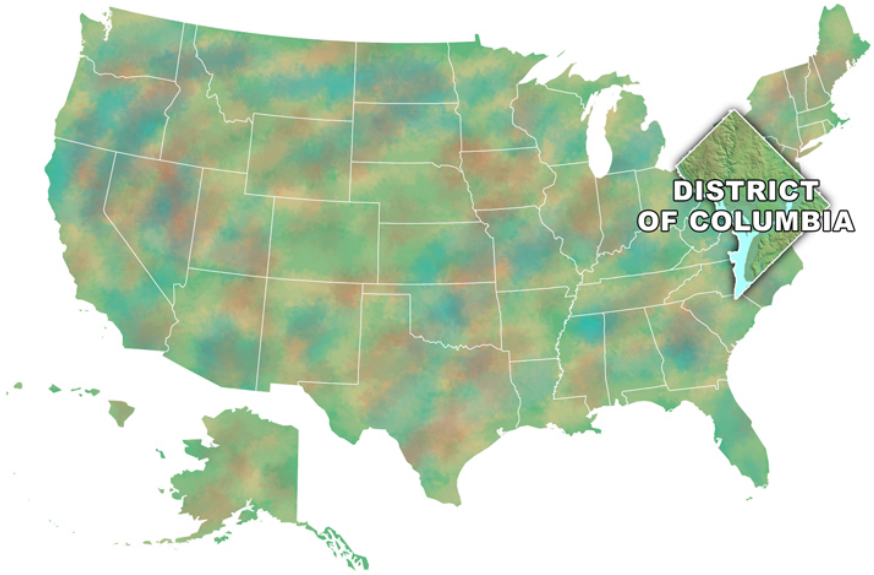

District of Columbia

State Profile and Underage Drinking Facts*

State Population: 617,996
Population Ages 12–20: 60,000

	Percentage	Number
Ages 12–20		
Past-Month Alcohol Use	31.3	19,000
Past-Month Binge Alcohol Use	17.8	11,000
Ages 12–14		
Past-Month Alcohol Use	6.4	1,000
Past-Month Binge Alcohol Use	2.7	1,000
Ages 15–17		
Past-Month Alcohol Use	24.3	4,000
Past-Month Binge Alcohol Use	11.6	000
Ages 18–20		
Past-Month Alcohol Use	52.3	13,000
Past-Month Binge Alcohol Use	32.0	8,000
Alcohol-Attributable Deaths (under 21)		23
Years of Potential Life Lost (under 21)		1,370
	Percentage of All Traffic Fatalities	**Number**
Traffic Fatalities, 15- to 20-Year-Old Drivers with BAC > 0.01	0.0	0

* See Appendix C for data sources.

Laws Addressing Minors in Possession of Alcohol

Underage Possession of Alcohol

Possession is prohibited—no explicit exceptions noted in the law.

Underage Consumption of Alcohol

Consumption is prohibited—no explicit exceptions noted in the law.

Internal Possession by Minors

Internal possession is not explicitly prohibited.

Underage Purchase of Alcohol

Purchase is prohibited and there is NO ALLOWANCE for youth purchase for law enforcement purposes.

False Identification for Obtaining Alcohol

Provision(s) Targeting Minors

- Use of a false ID to obtain alcohol is a criminal offense.
- Penalty may include driver's license suspension through a judicial procedure.

Provisions Targeting Retailers

- Specific affirmative defense—the retailer inspected the false ID and came to a reasonable conclusion based on its appearance that it was valid.

Laws Targeting Underage Drinking and Driving

BAC Limits: Youth (Underage Operators of Noncommercial Motor Vehicles)

- BAC limit: 0.00
- Any detectable alcohol in the blood is per se (conclusive) evidence of a violation
- Applies to drivers under age 21

Loss of Driving Privileges for Alcohol Violations by Minors ("Use/Lose Laws")

Use/lose penalties apply to minors under age 21.

Type(s) of Violation Leading to Driver's License Suspension, Revocation, or Denial

- Underage purchase
- Underage possession
- Underage consumption

Authority To Impose Driver's License Sanction

- Mandatory

Length of Suspension/Revocation

- 90 days

Graduated Driver's License

Learner Stage

- Minimum entry age: 16
- Minimum learner stage period: 6 months
- Minimum supervised driving requirement: 40 hours—must log additional 10 hours of nighttime driving at intermediate stage with driver over 21

Intermediate Stage

- Minimum age: 16 years, 6 months
- Unsupervised night driving
  - Prohibited after: 11 p.m. on Sunday–Thursday and 12:01 a.m. on Saturday–Sunday from September through June; 12:01 a.m. in July and August
  - Primary enforcement of the night-driving rule
- Passenger restrictions exist: First 6 months, one licensed driver at least 21, and any parent or sibling. After 6 months, no more than two passengers under 21 (except parents or siblings) until age 18
  - Primary enforcement of the passenger-restriction rule

License Stage

- Minimum age to lift restrictions: 18

Laws Targeting Alcohol Suppliers

Furnishing Alcohol to Minors

Furnishing is prohibited—no explicit exceptions noted in the law.

Compliance Check Protocols

No data

Penalty Guidelines

No data

Responsible Beverage Service

Mandatory Beverage Service Training for Managers

- Applies to both on-sale and off-sale establishments
- Applies to both new and existing outlets

Minimum Ages for Off-Premises Sellers

- Beer: 18
- Wine: 18
- Spirits: 18

Minimum Ages for On-Premises Sellers

- Beer: 18 for servers and 21 for bartenders
- Wine: 18 for servers and 21 for bartenders
- Spirits: 18 for servers and 21 for bartenders

Distance Limitations for New Alcohol Outlets Near Universities and Schools

Colleges and Universities

Limitations on outlet siting:

- Off-premises outlets: Yes—within 400 feet
- On-premises outlets: Yes—within 400 feet
- Alcohol products: Beer, wine, spirits

Note: Exceptions are (1) restaurant, hotel, club, caterer's, and temporary licenses; and (2) grocery stores with only incidental sale of alcoholic beverages.

Primary and Secondary Schools

Prohibitions against outlet siting:

- Off-premises outlets: Yes—within 400 feet
- On-premises outlets: Yes—within 400 feet
- Alcohol products: Beer, wine, spirits

Note: Exceptions are (1) restaurant, hotel, club, caterer's, and temporary licenses; (2) grocery stores with only incidental sale of alcoholic beverages; and (3) restaurants located inside hotels, apartment houses, clubs, or office buildings provided there are no signs or displays, and unless specifically approved and Board of Education has no objection.

Dram Shop Liability

- There is no statutory liability.
- The courts recognize common law dram shop liability.

Social Host Liability Laws

There is no statutory liability.

Host Party Laws

No state-imposed liability for hosting underage drinking parties

Retailer Interstate Shipments of Alcohol

No prohibitions on retailer interstate shipments

Direct Sales/Shipments of Alcohol by Producers

Direct sales/shipments from producers to consumers are permitted for beer, wine, and distilled spirits with the following restrictions:

Age Verification Requirements: None

State Approval/Permit Requirements: None

Reporting Requirements: None

Shipping Label Statement Requirements: None

Keg Registration

- Keg definition: 4 gallons or more
- Purchaser information collected:
  - Purchaser's name and address
  - Verified by a government-issued ID
  - Address where keg will be consumed
- Warning information to purchaser: Active—purchaser action required (e.g., signature)
- Deposit: Not required
- Provisions specifically address disposable kegs

Alcohol Pricing Policies

Home Delivery

- Beer: Permitted
- Wine: Permitted
- Spirits: Permitted

Alcohol Tax

Beer (5 percent alcohol)

- Specific excise tax: $0.09 per gallon
- Ad valorem excise tax (on-premises sales): 10 percent
- Ad valorem excise tax (off-premises sales): 10 percent

General sales tax rate of 6 percent does not apply to onsite or offsite sales. The onsite ad valorem retail tax is 10 percent. The "sales tax adjusted" onsite retail ad valorem rate is therefore 4 percent. The offsite ad valorem tax of 10 percent is applied at the retail level. The "sales tax adjusted" offsite retail ad valorem rate is therefore 4 percent.

Wine (12 percent alcohol)

- Specific excise tax: $0.30 per gallon
- Ad valorem excise tax (on-premises sales): 10 percent
- Ad valorem excise tax (off-premises sales): 10 percent

General sales tax rate of 6 percent does not apply to onsite or offsite sales. The onsite ad valorem retail tax is 10 percent. The "sales tax adjusted" onsite retail ad valorem rate is therefore 4 percent. The offsite ad valorem tax of 10 percent is applied at the retail level. The "sales tax adjusted" offsite retail ad valorem rate is therefore 4 percent.

Spirits (40 percent alcohol)

- Specific excise tax: $1.50 per gallon
- Ad valorem excise tax (on-premises sales): 10 percent
- Ad valorem excise tax (off-premises sales): 10 percent

General sales tax rate of 6 percent does not apply to onsite or offsite sales. The onsite ad valorem retail tax is 10 percent. The "sales tax adjusted" onsite retail ad valorem rate is therefore 4 percent. The offsite ad valorem tax of 10 percent is applied at the retail level. The "sales tax adjusted" offsite retail ad valorem rate is therefore 4 percent.

Drink Specials

- Free beverages: Not prohibited
- Multiple servings at one time: Not prohibited
- Multiple servings for same price as single serving: Prohibited
- Reduced price at specified day or time: Not prohibited
- Unlimited beverages: Not prohibited
- Increased volume: Not prohibited

Wholesale Pricing

Pricing restrictions exist.

Beer (5 percent alcohol)

- Retailer credit: Restricted—45 days maximum

Wine (12 percent alcohol)

- Retailer credit: Restricted—45 days maximum

Spirits (40 percent alcohol)

- Retailer credit: Restricted—45 days maximum

District of Columbia State Survey Responses

State Agency Information	
Agency with primary responsibility for enforcing underage drinking laws:	
Metropolitan Police Department, Alcoholic Beverage Regulation Administration	
Methods by which local and state enforcement agencies coordinate their efforts to enforce laws prohibiting underage drinking:	
Local agencies work together to conduct District-wide compliance and identification (ID) checks.	
Enforcement Strategies	
State law enforcement agencies use:	
Cops in Shops	Not applicable
Shoulder Tap Operations	Not applicable
Party Patrol Operations or Programs	Not applicable
Underage Alcohol–Related Fatality Investigations	Not applicable
Local law enforcement agencies use:	
Cops in Shops	Yes
Shoulder Tap Operations	No
Party Patrol Operations or Programs	No
Underage Alcohol–Related Fatality Investigations	Yes
State has a program to investigate and enforce direct sales/shipment laws	No
Primary state agency responsible for enforcing laws addressing direct sales/shipments of alcohol to minors	Not applicable
Such laws are also enforced by local law enforcement agencies	Unknown
Enforcement Statistics	
State collects data on the number of minors found in possession	Yes
Number of minors found in possession by state law enforcement agencies	65
Number pertains to the 12 months ending	01/02/2012
Data include arrests/citations issued by local law enforcement agencies	No
State conducts underage compliance checks/decoy operations[2] to determine if alcohol retailers are complying with laws prohibiting sales to minors	Yes
Data are collected on these activities	Yes
Number of licensees checked for compliance by state agencies	937
Number of licensees that failed state compliance checks	89
Numbers pertain to the 12 months ending	09/30/2011
Local agencies conduct underage compliance checks/decoy operations to determine if alcohol retailers are complying with laws prohibiting sales to minors	Yes
Data are collected on these activities	Yes
Number of licensees checked for compliance by local agencies	523
Number of licensees that failed local compliance checks	35
Numbers pertain to the 12 months ending	01/02/2012
Sanctions	
State collects data on fines imposed on retail establishments that furnish minors	No
Number of fines imposed by the state[3]	Data not collected
Total amount in fines across all licensees	Data not collected
Numbers pertain to the 12 months ending	Data not collected
State collects data on license suspensions imposed on retail establishments specifically for furnishing minors	No
Number of suspensions imposed by the state[4]	Data not collected
Total days of suspensions across all licensees	Data not collected
Numbers pertain to the 12 months ending	Data not collected
State collects data on license revocations imposed on retail establishments specifically for furnishing minors	No
Number of license revocations imposed[5]	Data not collected
Numbers pertain to the 12 months ending	Data not collected

Additional Clarification
None given

[1] Or having consumed or purchased per state statutes.
[2] Underage compliance checks/decoy operations to determine whether alcohol retailers are complying with laws prohibiting sales to minors.
[3] Does not include fines imposed by local agencies.
[4] Does not include suspensions imposed by local agencies.
[5] Does not include revocations imposed by local agencies.

Underage Drinking Prevention Programs Operated or Funded by the State: Programs SPECIFIC TO Underage Drinking	
National Capital Coalition to Prevent Underage Drinking	
Number of youth served	1,500
Number of parents served	20
Number of caregivers served	0
Numbers pertain to the 12 months ending	09/30/2011
Program has been evaluated	Yes
Evaluation report is available	Yes
URL for evaluation report	nparker@nccpud.net
URL for more program information	nparker@nccpud.net

Program description: The National Capital Coalition to Prevent Underage Drinking (NCCPUD) is a nonprofit organization dedicated to preventing and reducing underage drinking and its related harms in the District of Columbia. A coalition of community-based organizations, government, youth, and colleges, NCCPUD has been in the vanguard of developing and implementing prevention programs aimed at reducing underage drinking since 1997. Its mission is to organize, advocate, educate, and build the capacity of local public and private organizations, youth, and the community to reduce underage drinking and related harm. NCCPUD's vision is for a safe environment that embraces youth, supports healthy behaviors, and encourages youth leadership and community investment.

The goals of NCCPUD are to:

- Advocate for environmental policies and practices to reduce underage drinking and unhealthy outcomes related to all substance abuse.
- Build the capacity of the community to develop and implement evidence-based strategies to protect young people from the risk of alcohol and drugs.
- Use media and communications as educational tools to change public perspectives and attitudes, leading to the reduction of underage drinking and related harms.
- Organize and support grassroots responses to the consequences of substance abuse in the community.
- Involve youth at every level of the organization.

NCCPUD, through its Youth Advocates Peer Program, provides and sponsors weekly training/workshops to over 30 area youth on various alcohol-related laws, enforcement activities, and issues currently affecting their environment. NCCPUD Youth Advocates give peer presentations at various public and private senior high schools in the District of Columbia and sponsor yearly Prom Promise events that encourage youth not to make destructive decisions during prom season. NCCPUD also serves as the District Coordinator for the national Students Against Destructive Decisions (SADD) program. Since its inception, NCCPUD has trained over 530 youth advocates for the prevention of underage drinking and currently serves more than 1,500 youth each year in the District of Columbia.

Alcoholic Beverage Regulation Administration (ABRA)	
Number of youth served	Not applicable
Number of parents served	Not applicable
Number of caregivers served	Not applicable
Numbers pertain to the 12 months ending	937 establishments checked/89 sales

Program has been evaluated	Yes
Evaluation report is available	Yes
URL for evaluation report	http://abra.dc.gov
URL for more program information	Not applicable

Program description: ABRA issues and renews licenses that enable qualified businesses to sell and serve alcoholic beverages. ABRA monitors compliance with alcoholic beverage control (ABC) laws and takes appropriate enforcement action when licensees violate these laws. When appropriate, ABRA proposes new laws regulating the manufacture, distribution, and sale of alcoholic beverages in the District. ABRA also offers educational programs that help ABC establishments prevent underage individuals from purchasing and consuming alcohol.

DC Prevention Centers

Number of youth served	12,334
Number of adults served	8,624
Number of caregivers served	N/A
Numbers pertain to the 12 months ending	March 2012
Program has been evaluated	Yes
Evaluation report is available	No
URL for evaluation report	Not applicable
URL for more program information	Website under construction

Program description: In 2010, the District of Columbia Department of Health's Addiction, Prevention, and Recovery Administration (APRA) funded four DC Prevention Centers that cover all eight wards through Substance Abuse Prevention and Treatment Block Grant-Prevention Set-Aside funds. Each Prevention Center has two designated wards (Wards 1 and 2; Wards 3 and 4; Wards 5 and 6; Wards 7 and 8) that serve as dynamic hubs that engage, support, and help connect the many community elements that are needed for promoting healthy children, youth, and families, as well as a drug-free city. Prevention Centers address three capacity-building functions in ways that reflect the characteristics and priorities of the populations and geographic areas served. The three functions—community education, community leadership, and community changes—are designed to address priority risk factors and the following outcomes:

- Increase attitudes opposed to alcohol, tobacco, and drug use among children and youth.
- Delay the onset or first use and progression of risk among children and youth.
- Increase involvement of families, youth, and concerned citizens in their community's planning, decisionmaking, and evaluation for substance abuse prevention.

Data measures have been identified and are being tracked at the District and Ward levels. DC Prevention Centers have a primary role in the DC Strategic Prevention Framework State Incentive Grant (SPF SIG).

Underage Drinking Prevention Programs Operated or Funded by the State: Programs RELATED TO Underage Drinking

DC Strategic Prevention Framework State Incentive Grant (SPF SIG)

URL for more program information: Judith.Donovan@DC.Gov

Program description: The District of Columbia is part of the Cohort IV SPF SIG funded through SAMHSA with a $10.6 million award. The SPF SIG goals are to:

- Prevent the onset and reduce the progression of substance abuse, including childhood and underage drinking and marijuana use, among youth in communities.
- Reduce substance abuse problems, especially underage drinking and marijuana use, among youth in communities.
- Build prevention capacity and infrastructure at the state and community levels to address priority areas, reduce risk, and increase protection for children and youth.

SAMHSA reviews and approves a data-driven strategic plan before 85 percent or all community-level funds can be allocated. Approval of the District of Columbia plan is pending; however, underage drinking is one of two District of Columbia priorities.

In April 2011, SAMHSA approved the District of Columbia Strategic Plan, which focuses on two priorities: underage drinking and the prevention of marijuana use by youth. Competitve grants totaling $1.4 million were to be posted in spring 2012. A SPF SIG Coordinator for each District of Columbia Prevention Center was funded in 2011.

Additional Information Related to Underage Drinking Prevention Programs	
State collaborates with federally recognized Tribal governments in the prevention of underage drinking	No recognized Tribal governments
Description of collaboration	Not applicable
State has programs to measure and/or reduce youth exposure to alcohol advertising and marketing	Yes
Program description: Metro Teen AIDS Ward 8 Drug-Free Coalition (STOP ACT Grantee), and Public Charter School Center for Student Support Services	
State has adopted or developed best practice standards for underage drinking prevention programs	Yes

Best practice standards description:

These codes are the foundation for all District of Columbia underage drinking programs and practices and serve as guiding standards for developing and implementing evidence-based prevention services:

- District of Columbia Official Code §25-765: No window advertisements within 400 feet of a church/school.
- District of Columbia Official Code §25-782: Restrictions on hours of minors entering stores from 8 a.m. to 3 p.m. during school days.
- District of Columbia Official Code §25-781: Sale to minors or intoxicated persons prohibited.
- District of Columbia Official Code §25-783: Production of valid identification document required; penalty.

Additional Clarification

None given

State Interagency Collaboration	
A state-level interagency governmental body/committee exists to coordinate or address underage drinking prevention activities	Yes
Committee contact information:	
Name: Enforcing Underage Drinking Laws (EUDL), Justice Grants Administration (JGA) E-mail: Brendae.Smith@dc.gov Address: 1350 Pennsylvania Avenue, NW, Washington, DC 20004 Phone: 202-727-6331	
Agencies/organizations represented on the committee:	
Alcoholic Beverage Regulation Administration Bridging Resources In Communities, Inc. Metro TeenAIDS Metropolitan Police Department National Capital Coalition to Prevent Underage Drinking Public Charter School-Center for Student Support DC Department of Health, Addiction Prevention and Recovery Administration	
A website or other public source exists to describe committee activities	No
URL or other means of access	Not applicable

Underage Drinking Reports	
State has prepared a plan for preventing underage drinking in the last 3 years	Yes
Prepared by: DC Department of Health, Addiction Prevention and Recovery Administration	
Plan can be accessed via: Judith.Donovan@DC.Gov	
State has prepared a report on preventing underage drinking in the last 3 years	Yes
Prepared by: Justice Grants Administration	
Plan can be accessed via: Brendae.Smith@dc.gov	
Additional Clarification	
None given	

State Expenditures for the Prevention of Underage Drinking	
Compliance checks/decoy operations in retail outlets:	
Estimate of state funds expended	$ 80,000
Estimate based on the 12 months ending	01/02/2012
Checkpoints and saturation patrols:	
Estimate of state funds expended	Data not available
Estimate based on the 12 months ending	Data not available
Community-based programs to prevent underage drinking:	
Estimate of state funds expended	$50,000
Estimate based on the 12 months ending	09/30/2011
K–12 school-based programs to prevent underage drinking:	
Estimate of state funds expended	Data not available
Estimate based on the 12 months ending	Data not available
Programs targeted to institutes of higher learning:	
Estimate of state funds expended	Data not available
Estimate based on the 12 months ending	Data not available
Programs that target youth in the juvenile justice system:	
Estimate of state funds expended	Data not available
Estimate based on the 12 months ending	Data not available
Programs that target youth in the child welfare system:	
Estimate of state funds expended	Data not available
Estimate based on the 12 months ending	Data not available
Other programs:	
Programs or strategies included: National Capital Coalition to Prevent Underage Drinking (NCCPUD), Bridging Resources In the Community (BRIC), Metropolitan Police Department (MPD), Public Charter School Center for Student Support (PCSCSS), and Metro TeenAIDS	
Estimate of state funds expended	$300,000
Estimate based on the 12 months ending	09/30/2011

Funds Dedicated to Underage Drinking	
State derives funds dedicated to underage drinking from the following revenue streams:	
Taxes	No
Fines	No
Fees	No
Other	No
Description of funding streams and how they are used:	
No data	
Additional Clarification	
Justice Grants Administration (JGA) is one of several state administering agencies that passes through federal funds, and in this case funds are from the Office of Juvenile Justice and Delinquency Prevention (OJJDP) for the Enforcing Underage Drinking Laws. For the fiscal year ending September 30, 2011, JGA funded two intradistrict agencies and five community-based (CBO) not-for-profit agencies. The programs included but were not limited to alcohol compliance checks and alcoholic establishment enforcement and	

training, as well as training over 40 youth advocates (decoys) in the operation of compliance checks. Several CBOs canvassed their communities for media purposes and held daily/weekly youth meetings as well as social networking. In addition, JGA provided funding to one CBO that administered several SADD Chapters. Because the District of Columbia is not a state, it has offices operating as state administrations; JGA does receive funding under the Juvenile Justice System but not under Enforcing Underage Drinking Laws. There are other District agencies that may provide funding for prevention programs targeting K–12 schools, institutions of higher education, the juvenile justice system, and child welfare; however, they cannot be identified as to which agency provides these funds. Therefore, to indicate "Can't answer this question; these data are not available in my state" may be an inaccurate response.

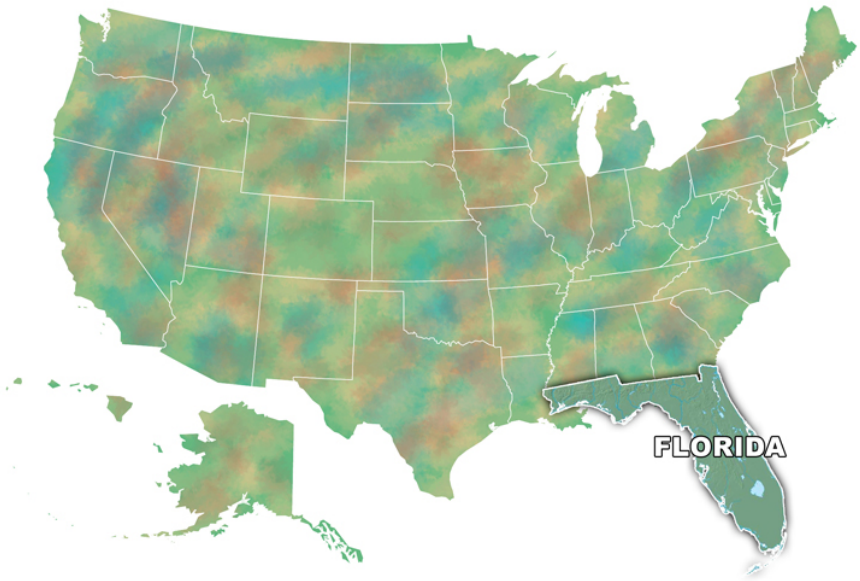

Florida

State Profile and Underage Drinking Facts*

State Population: 19,057,542
Population Ages 12–20: 2,161,000

	Percentage	Number
Ages 12–20		
Past-Month Alcohol Use	25.6	554,000
Past-Month Binge Alcohol Use	15.3	331,000
Ages 12–14		
Past-Month Alcohol Use	5.5	35,000
Past-Month Binge Alcohol Use	2.3	15,000
Ages 15–17		
Past-Month Alcohol Use	21.6	155,000
Past-Month Binge Alcohol Use	12.1	87,000
Ages 18–20		
Past-Month Alcohol Use	45.0	364,000
Past-Month Binge Alcohol Use	28.4	230,000
Alcohol-Attributable Deaths (under 21)		274
Years of Potential Life Lost (under 21)		16,430
	Percentage of All Traffic Fatalities	**Number**
Traffic Fatalities, 15- to 20-Year-Old Drivers with BAC > 0.01	19.0	66

* See Appendix C for data sources.

Laws Addressing Minors in Possession of Alcohol

Underage Possession of Alcohol

Possession is prohibited—no explicit exceptions noted in the law.

Underage Consumption of Alcohol

Consumption is not explicitly prohibited.

Internal Possession by Minors

Internal possession is not explicitly prohibited.

Underage Purchase of Alcohol

Purchase is prohibited and there is NO ALLOWANCE for youth purchase for law enforcement purposes.

False Identification for Obtaining Alcohol

Provision(s) Targeting Minors

- Use of a false ID to obtain alcohol is a criminal offense.
- Penalty may include driver's license suspension through a judicial procedure.

Provisions Targeting Retailers

- Licenses for drivers under age 21 are easily distinguishable from those for drivers age 21 and older.
- Specific affirmative defense—the retailer inspected the false ID and came to a reasonable conclusion based on its appearance that it was valid.

Laws Targeting Underage Drinking and Driving

BAC Limits: Youth (Underage Operators of Noncommercial Motor Vehicles)

- BAC limit: 0.02
- BAC level at or above the limit is per se (conclusive) evidence of a violation
- Applies to drivers under age 21

Loss of Driving Privileges for Alcohol Violations by Minors ("Use/Lose Laws")

Use/lose penalties apply to minors under age 18.

Type(s) of Violation Leading to Driver's License Suspension, Revocation, or Denial

- Underage purchase
- Underage possession

Authority To Impose Driver's License Sanction

- Mandatory

Length of Suspension/Revocation

- Minimum: 180 days
- Maximum: 365 days

Graduated Driver's License

Learner Stage
- Minimum entry age: 15
- Minimum learner stage period: 12 months
- Minimum supervised driving requirement: 50 hours—10 of which must be at night

Intermediate Stage
- Minimum age: 16
- Unsupervised night driving
  - Prohibited after: 11 p.m. for 16-year-olds; 1 a.m. for 17-year-olds
  - Primary enforcement of the night-driving rule
- No passenger restrictions

License Stage
- Minimum age to lift restrictions: 18

Laws Targeting Alcohol Suppliers

Furnishing Alcohol to Minors

Furnishing is prohibited—no explicit exceptions noted in the law.

Compliance Check Protocols

Age of Decoy
- Minimum: 16
- Maximum: 19

Appearance Requirements
- Obviously underage in appearance
- No uniforms
- Dress based on community standards in target area
- Male: No facial hair
- Female: Age-appropriate hair and makeup; no revealing attire

ID Possession
- Discretionary

Verbal Exaggeration of Age
- Prohibited

Decoy Training
- Not specified

Penalty Guidelines for Sales to Minors

- Time period/conditions: Not specified
- First offense: $1,000 and 7-day license suspension
- Second offense: $3,000 and 30-day license suspension
- Third offense: License revocation

Responsible Beverage Service

Voluntary Beverage Service Training

- Applies to both on-sale and off-sale establishments
- Applies to both new and existing outlets

Incentives for Training

- Mitigation of fines or other administrative penalties for sales to minors
- Protection against license revocation for sales to minors

Minimum Ages for Off-Premises Sellers

- Beer: Not specified
- Wine: Not specified
- Spirits: 18

Minimum Ages for On-Premises Sellers

- Beer: 18 for both servers and bartenders
- Wine: 18 for both servers and bartenders
- Spirits: 18 for both servers and bartenders

Distance Limitations for New Alcohol Outlets Near Universities and Schools

Colleges and Universities

- No distance limitation

Primary and Secondary Schools

Prohibitions against outlet siting:

- Off-premises outlets: No
- On-premises outlets: Yes—within 500 feet. Local government has authority to override state restrictions.
- Alcohol products: Beer, wine, spirits

Dram Shop Liability

Statutory liability exists subject to the following conditions:

- Limitations on elements/standards of proof: Willful and unlawful furnishing to minor

Social Host Liability Laws

- There is no statutory liability.
- The courts recognize common law social host liability.

Note: Common law liability rests on a violation of the criminal social host statute. The criminal social host statute prohibits an adult from allowing an open house party to take place at a residence he/she controls and knowingly allowing a minor to possess or consume alcohol at the residence and failing to take reasonable steps to prevent the possession or consumption of the alcoholic beverage.

Host Party Laws

Social host law is specifically limited to underage drinking parties.

- Action by underage guest that triggers violation: Possession, consumption
- Property type(s) covered by liability law: Residence
- Standard for hosts' knowledge or action regarding the party: Knowledge—host must have actual knowledge of the occurrence
- Preventive action by the host negates the violation

Note: The "preventive action" provision in Florida requires the prosecution to prove that the host failed to take preventive action.

Retailer Interstate Shipments of Alcohol

Retailer interstate shipments are prohibited for all types of beverages.

Direct Sales/Shipments of Alcohol by Producers

Direct sales/shipments from producers to consumers are not permitted.

Note: Although current law suggests that direct shipments of alcoholic beverages are prohibited, the Florida Department of Business and Professional Regulation's informal policy allows out-of-state wineries to make direct shipments of wine to Florida consumers. Florida statutes that purport to ban direct shipments are not being enforced pursuant to a stipulation entered into by the state in a lawsuit challenging the constitutionality of the law (Fla. Stat. Ann. §§ 561.54, 561.545; http://www.flsenate.gov/data/Publications/2006/Senate/reports/interim_reports/pdf/2006- 146rilong.pdf).

Keg Registration

Registration is not required.

Alcohol Pricing Policies

Home Delivery

- Beer: Permitted
- Wine: Permitted
- Spirits: Permitted

Alcohol Tax

- Beer (5 percent alcohol): Specific excise tax is $0.48 per gallon.
- Wine (12 percent alcohol): Specific excise tax is $2.25 per gallon.
- Spirits (40 percent alcohol): Specific excise tax is $6.50 per gallon ($2.25 per gallon for alcohol content of less than 17.259 percent).

Drink Specials

No law

Wholesale Pricing

Pricing restrictions exist.

Beer (5 percent alcohol)

- Price posting requirements: Post
- Retailer credit: Restricted—15 days maximum

Wine (12 percent alcohol)

- Retailer credit: Restricted—15 days maximum

Spirits (40 percent alcohol)

- Retailer credit: Restricted—15 days maximum

Florida State Survey Responses

State Agency Information	
Agency with primary responsibility for enforcing underage drinking laws:	
Department of Business and Professional Regulation; Division of Alcoholic Beverages and Tobacco	
Methods by which local and state enforcement agencies coordinate their efforts to enforce laws prohibiting underage drinking:	
No data	
Enforcement Strategies	
State law enforcement agencies use:	
Cops in Shops	Yes
Shoulder Tap Operations	Yes
Party Patrol Operations or Programs	Yes
Underage Alcohol–Related Fatality Investigations	No
Local law enforcement agencies use:	
Cops in Shops	Yes
Shoulder Tap Operations	Yes
Party Patrol Operations or Programs	Yes
Underage Alcohol–Related Fatality Investigations	No
State has a program to investigate and enforce direct sales/shipment laws	Unknown
Primary state agency responsible for enforcing laws addressing direct sales/shipments of alcohol to minors	No data
Such laws are also enforced by local law enforcement agencies	Unknown
Enforcement Statistics	
State collects data on the number of minors found in possession	Yes
Number of minors found in possession by state law enforcement agencies	2,931
Number pertains to the 12 months ending	12/31/2011
Data include arrests/citations issued by local law enforcement agencies	Yes
State conducts underage compliance checks/decoy operations[2] to determine if alcohol retailers are complying with laws prohibiting sales to minors	Yes
Data are collected on these activities	Yes
Number of licensees checked for compliance by state agencies	10,655
Number of licensees that failed state compliance checks	1,057
Numbers pertain to the 12 months ending	12/31/2011
Local agencies conduct underage compliance checks/decoy operations to determine if alcohol retailers are complying with laws prohibiting sales to minors	Yes
Data are collected on these activities	No
Number of licensees checked for compliance by local agencies	Data not collected
Number of licensees that failed local compliance checks	Data not collected
Numbers pertain to the 12 months ending	Data not collected
Sanctions	
State collects data on fines imposed on retail establishments that furnish minors	Yes
Number of fines imposed by the state[3]	No data
Total amount in fines across all licensees	No data
Numbers pertain to the 12 months ending	12/31/2011
State collects data on license suspensions imposed on retail establishments specifically for furnishing minors	Yes
Number of suspensions imposed by the state[4]	56
Total days of suspensions across all licensees	No data
Numbers pertain to the 12 months ending	12/31/2011
State collects data on license revocations imposed on retail establishments specifically for furnishing minors	Yes
Number of license revocations imposed[5]	10
Numbers pertain to the 12 months ending	12/31/2011

Additional Clarification
None given

[1] Or having consumed or purchased per state statutes.
[2] Underage compliance checks/decoy operations to determine whether alcohol retailers are complying with laws prohibiting sales to minors.
[3] Does not include fines imposed by local agencies.
[4] Does not include suspensions imposed by local agencies.
[5] Does not include revocations imposed by local agencies.

Underage Drinking Prevention Programs Operated or Funded by the State: Programs SPECIFIC TO Underage Drinking	
Be The Wall Campaign	
Number of youth served	Data not collected
Number of parents served	Data not collected
Number of caregivers served	Data not collected
Numbers pertain to the 12 months ending	Data not collected
Program has been evaluated	Data not collected
Evaluation report is available	Data not collected
URL for evaluation report	Data not collected
URL for more program information	http://fcpr.fsu.edu/sarg/tools/btw.php
Program description: "Be The Wall" is a statewide social marketing campaign sponsored by the Florida Governor's Office of Drug Control, the Florida Department of Children and Families, and the Strategic Prevention Framework State Incentive Grant (SPF SIG).	
Impaired Driving Coalition	
Number of youth served	Not applicable
Number of parents served	Not applicable
Number of caregivers served	Not applicable
Numbers pertain to the 12 months ending	Not applicable
Program has been evaluated	No
Evaluation report is available	Not applicable
URL for evaluation report:	Not applicable
URL for more program information	Not applicable
Program description: No data	

Underage Drinking Prevention Programs Operated or Funded by the State: Programs RELATED TO Underage Drinking	
Too Good for Drugs & Violence	
URL for more program information	http://www.mendezfoundation.org
Program description: Too Good for Drugs & Violence is a comprehensive prevention education program for high school students. Designed to equip students with the knowledge, skills, and attitudes they need to remain safe and drug free, this program builds on the core concepts of Too Good for Violence K–8 and Too Good for Drugs K–8. The program offers 10 lessons delivered once a week for 10 weeks in a single grade level, plus 12 additional lessons incorporated into English, science, health, and/or social studies courses, so that students gain critical information and practice essential skills throughout their high school years. These developmentally appropriate lessons feature topics of great interest to high school students: identifying effects of underage drinking, distinguishing healthy and unhealthy relationships, and recognizing the stages of addiction and possible sources of help. Lessons reveal misconceptions about tobacco and marijuana and the dangers of abusing prescription and over-the-counter drugs, ecstasy, cocaine, and methamphetamine. Students also learn to analyze media influences, deal with prejudice and discrimination, and de-escalate conflicts.	

Project Northland
URL for more program information http://www.hazelden.org/web/go/projectnorthland
Program description: Alcohol is the drug of choice for American teenagers, and alcohol use during early adolescence increases the likelihood of progression to heavy alcohol use and to the use of other illicit drugs. The influences of peers, family members, school, the media, and the community have been shown to play a critical role in promoting or discouraging alcohol use among teens. Thus, the prevention researchers who developed Project Northland focused on engaging not only youth but also schools, families, and the larger community in one comprehensive prevention effort. *Project Northland Grades 6-8 - Alcohol Use Prevention Curriculum Used in Substance Abuse and Mental Health Services Administration's (SAMHSA's) Reach Out Now Program* by Cheryl L. Perry, Ph.D., Kelli A. Komro, Ph.D., Carolyn L.Williams, Ph.D., Sara Veblen-Mortenson, M.S.W., M.P.H., and Bonnie S. Dudovitz, M.Ed. Developed by the University of Minnesota.
Guiding Good Choices
URL for more program information http://www.channing-bete.com/prevention-programs/guiding-good-choices/guiding-good-choices.html
Program description: No data
Passport To Peace
URL for more program information http://www.hanleycenter.org/prevention/programs-services/passport-to-peace
Program description: No data
Life Skills Training
URL for more program information http://www.lifeskillstraining.com
Program description: No data

Additional Information Related to Underage Drinking Prevention Programs	
State collaborates with federally recognized Tribal governments in the prevention of underage drinking	No formal collaborative agreements
Description of collaboration: The Miccosukee Tribe operates an educational system ranging from the Head Start preschool program through senior high school; adult, vocational and higher education programs; and other social services. The Seminole Tribe maintains an education division comprising programs that deliver educational services to all Tribal members, beginning at 5 years old and extending through senior citizens. The programs are delivered to all six reservations, all nonresistance Seminole, and throughout the nation. The administrative offices are located in Hollywood, Florida, with local education program personnel on the reservations to coordinate the education services. In addition, those Tribal members who reside in the community are able to particpate in substance abuse programs throughout the school system and community.	
State has programs to measure and/or reduce youth exposure to alcohol advertising and marketing	No
Program description: Not applicable	
State has adopted or developed best practice standards for underage drinking prevention programs	Yes
Best practice standards description: The Best Practices Recognition Program provides recognition for those programs that exemplify "best practice" methods in substance abuse prevention and treatment services. These programs' efforts are shown to measurably improve service outcomes and the quality of life for program participants. All aspects of the Best Practices Recognition Program process are intended to bring recognition to the recipients, to the quality of care for persons receiving substance abuse supports and services, and to the efforts being made in providing substance abuse services in Florida.	

The Substance Abuse Response Guide (SARG): The Substance Abuse Program's Prevention Team uses SARG to help communities change conditions that underlie illegal, illicit, and problematic alcohol and drug use patterns and related consequences in Florida (http://www.dcf.state.fl.us/programs/samh/SubstanceAbuse/prevention.shtml).

Evidence-Based Practice Initiative (http://fcpr.fsu.edu/prevention/fps_document.html): When speaking about implementing a prevention program or strategy "with fidelity," the process starts with its selection. Even faithful implementation of a program or strategy that poorly fits the needs and makeup of the community can be as ineffective as implementing a program with no evidence of effectiveness. Thoughtful selection is essential. Three principles drive selection: relevance, appropriateness, and evidence of effectiveness. It is important that a program or strategy have evidence that it is likely to influence troublesome factors or conditions that are driving a community's substance abuse problems. It is also important that the program or strategy be supported by the community and that it fits the community's demographics, culture, resources, and capacity. This guidance provides elements that reflect a selection process that achieves good fit. It includes a glossary of terms, one list of benchmarks for the process and another for provider qualities, and a more indepth discussion of each element. The principle of goodness of fit, as reflected in the elements of relevance and appropriateness, will be the foundation of the Department's Evidence-Based Practices Initiative. Circuits and managing entities will use them to make funding and resource allocation decisions and ensure the implementation of evidence-based practices.

Additional Clarification

None given

State Interagency Collaboration	
A state-level interagency governmental body/committee exists to coordinate or address underage drinking prevention activities	No
Committee contact information: Not applicable	
Agencies/organizations represented on the committee: Not applicable	
A website or other public source exists to describe committee activities	Not applicable
URL or other means of access: Not applicable	

Underage Drinking Reports	
State has prepared a plan for preventing underage drinking in the last 3 years	Yes
Prepared by: Florida Office of Drug Control	
Plan can be accessed via: http://drugcontrol.flgov.com/odc_strategies.html	
State has prepared a report on preventing underage drinking in the last 3 years	Yes
Prepared by: Health Economics Research Group, Sociology Research Center, University of Miami	
Plan can be accessed via: http://www.dcf.state.fl.us/programs/samh/SubstanceAbuse/docs/CostOfUnderageDrinkingInFlorida_0608 09_FINAL.pdf	

Additional Clarification

None given

State Expenditures for the Prevention of Underage Drinking	
Compliance checks/decoy operations in retail outlets:	
Estimate of state funds expended	Data not available
Estimate based on the 12 months ending	Data not available
Checkpoints and saturation patrols:	
Estimate of state funds expended	Data not available
Estimate based on the 12 months ending	Data not available

Community-based programs to prevent underage drinking:	
Estimate of state funds expended	$3,422,765
Estimate based on the 12 months ending	06/30/2009
K–12 school-based programs to prevent underage drinking:	
Estimate of state funds expended	Data not available
Estimate based on the 12 months ending	Data not available
Programs targeted to institutes of higher learning:	
Estimate of state funds expended	Data not available
Estimate based on the 12 months ending	Data not available
Programs that target youth in the juvenile justice system:	
Estimate of state funds expended	Data not available
Estimate based on the 12 months ending	Data not available
Programs that target youth in the child welfare system:	
Estimate of state funds expended	Data not available
Estimate based on the 12 months ending	Data not available
Other programs:	
Programs or strategies included:	No data
Estimate of State funds expended	Not applicable
Estimate based on the 12 months ending	Not applicable

Funds Dedicated to Underage Drinking	
State derives funds dedicated to underage drinking from the following revenue streams:	
Taxes	No data
Fines	No data
Fees	No data
Other	No data
Description of funding streams and how they are used:	
No data	
Additional Clarification	
None given	

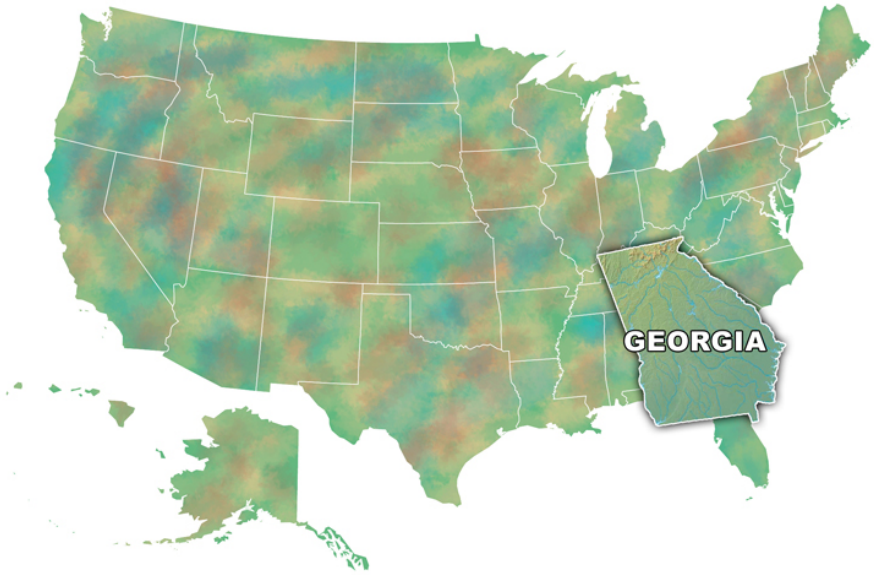

Georgia

State Profile and Underage Drinking Facts*

State Population: 9,815,210
Population Ages 12–20: 1,214,000

	Percentage	Number
Ages 12–20		
Past-Month Alcohol Use	22.7	275,000
Past-Month Binge Alcohol Use	13.5	164,000
Ages 12–14		
Past-Month Alcohol Use	5.4	20,000
Past-Month Binge Alcohol Use	1.7	6,000
Ages 15–17		
Past-Month Alcohol Use	18.6	84,000
Past-Month Binge Alcohol Use	10.3	47,000
Ages 18–20		
Past-Month Alcohol Use	43.7	171,000
Past-Month Binge Alcohol Use	28.4	111,000
Alcohol-Attributable Deaths (under 21)		158
Years of Potential Life Lost (under 21)		9,548
	Percentage of All Traffic Fatalities	**Number**
Traffic Fatalities, 15- to 20-Year-Old Drivers with BAC > 0.01	10.0	20

* See Appendix C for data sources.

Laws Addressing Minors in Possession of Alcohol

Underage Possession of Alcohol

Possession is prohibited with the following exception(s):

- Parent/guardian's home AND
- Parent/guardian

Underage Consumption of Alcohol

Consumption is not explicitly prohibited.

Internal Possession by Minors

Internal possession is not explicitly prohibited.

Underage Purchase of Alcohol

Purchase is prohibited and there is NO ALLOWANCE for youth purchase for law enforcement purposes.

False Identification for Obtaining Alcohol

Provision(s) Targeting Minors

- Use of a false ID to obtain alcohol is a criminal offense.
- Penalty may include driver's license suspension through a judicial procedure.

Provisions Targeting Retailers

- Licenses for drivers under age 21 are easily distinguishable from those for drivers age 21 and older.
- Retailers are permitted to seize apparently false IDs.
- Specific affirmative defense—the retailer inspected the false ID and came to a reasonable conclusion based on its appearance that it was valid.

Laws Targeting Underage Drinking and Driving

BAC Limits: Youth (Underage Operators of Noncommercial Motor Vehicles)

- BAC limit: 0.02
- BAC level at or above the limit is per se (conclusive) evidence of a violation
- Applies to drivers under age 21

Loss of Driving Privileges for Alcohol Violations by Minors ("Use/Lose Laws")

Use/lose penalties apply to minors under age 21.

Type(s) of Violation Leading to Driver's License Suspension, Revocation, or Denial

- Underage purchase

Authority To Impose Driver's License Sanction

- Mandatory

Length of Suspension/Revocation

- 180 days

Graduated Driver's License

Learner Stage

- Minimum entry age: 15
- Minimum learner stage period: 12 months
- Minimum supervised driving requirement: 40 hours—6 of which must be at night

Intermediate Stage

- Minimum age: 16
- Unsupervised night driving
  - Prohibited after: 12 a.m.
  - No primary enforcement of the night-driving rule
- Passenger restrictions exist: First 6 months, immediate family only. Second 6 months, no more than one passenger under 21 who is not immediate family. After 1 year, no more than three passengers under 21 who are not immediate family.
  - No primary enforcement of the passenger-restriction rule

License Stage

- Minimum age to lift restrictions: 18

Laws Targeting Alcohol Suppliers

Furnishing Alcohol to Minors

Furnishing is prohibited with the following exception(s):

- Parent/guardian's home AND
- Parent/guardian

Compliance Check Protocols

Age of Decoy

- Minimum: 17
- Maximum: 19

Appearance Requirements

- No facial hair

ID Possession

- Prohibited

Verbal Exaggeration of Age

- Prohibited

Decoy Training

- Not specified

Penalty Guidelines for Sales to Minors

- Time period/conditions: Not specified
- First offense: $500–$2,500 fine, 12-month probation, and/or up to 30-day suspenion

Note: Mitigating and/or aggravating circumstances may be considered.

Responsible Beverage Service

No beverage service training requirement

Minimum Ages for Off-Premises Sellers

- Beer: Not specified
- Wine: Not specified
- Spirits: Not specified

Minimum Ages for On-Premises Sellers

- Beer: 18 for both servers and bartenders
- Wine: 18 for both servers and bartenders
- Spirits: 18 for both servers and bartenders

Distance Limitations for New Alcohol Outlets Near Universities and Schools

Colleges and Universities

Limitations on outlet siting:

- Off-premises outlets: Yes—within 100 yards for wine and beer, within 200 yards for spirits.
- On-premises outlets: Yes—within 100 yards for wine and beer, within 200 yards for spirits.
- Local government has authority to override state restrictions.
- Alcohol products: Beer, wine, spirits.

Note: Exceptions are (1) hotels of more than 50 rooms; (2) bona fide private clubs.

Primary and Secondary Schools

Prohibitions against outlet siting:

- Off-premises outlets: Yes—within 100 yards for wine and beer, within 200 yards for spirits.
- On-premises outlets: Yes—within 100 yards for wine and beer, within 200 yards for spirits.
- Local government has authority to override state restrictions.
- Alcohol products: Beer, wine, spirits.

Note: Exceptions are (1) hotels of more than 50 rooms; (2) bona fide private clubs.

Dram Shop Liability

Statutory liability exists subject to the following conditions:

- Limitations on elements/standards of proof: Furnishing with knowledge that customer was a minor and would soon be operating a motor vehicle.

Social Host Liability Laws

Statutory liability exists subject to the following conditions:

- Limitations on elements/standards of proof: Furnishing with knowledge that customer was a minor and would soon be operating a motor vehicle.

Host Party Laws

No state-imposed liability for hosting underage drinking parties

Retailer Interstate Shipments of Alcohol

Retailer interstate shipments are prohibited for all types of beverages.

Direct Sales/Shipments of Alcohol by Producers

Direct sales/shipments from producers to consumers are permitted for wine with the following restrictions:

Age Verification Requirements

- Producer must verify age of purchaser.

State Approval/Permit Requirements

- Producer/shipper must obtain state permit.

Reporting Requirements

- Producer must record/report purchaser's name.

Shipping Label Statement Requirements

- Contains alcohol
- Recipient must be 21

Note: Wineries that hold a federal basic wine manufacturing permit, regardless of whether they are licensed by the state of Georgia, may also ship wines directly to consumers. The consumer must purchase the wine while physically present on the premises of the winery, and the winery must verify that the consumer is of the age to do so.

Keg Registration

- Keg definition: more than 2 gallons
- Prohibited:
  - Possessing an unregistered, unlabeled keg—maximum fine/jail: $1,000/12 months
  - Destroying the label on a keg—maximum fine/jail: $1,000/12 months
- Purchaser information collected:
  - Purchaser's name and address
  - Verified by a government-issued ID
  - Address where keg will be consumed
- Warning information to purchaser: Active—purchaser action required (e.g., signature)
- Deposit: Not required
- Provisions do not specifically address disposable kegs.

Note: Although Georgia does not require a retailer to record the number of a keg purchaser's ID, it does require the retailer to record the form of identification presented by the purchaser, as well as the purchaser's name, address, and date of birth.

Alcohol Pricing Policies

Home Delivery

- Beer: Prohibited
- Wine: Prohibited
- Spirits: Prohibited

Alcohol Tax

Beer (5 percent alcohol)

- Specific excise tax: $1.01 per gallon

Reported tax rate is calculated for the rate imposed on 12-ounce containers. $0.32 per gallon for malt beverages sold in barrels or bulk containers containing not more than 31 gallons, along with a $0.39 per gallon tax per on containers 15.5 gallons or less.

Wine (12 percent alcohol)

- Specific excise tax: $0.42 per gallon

$1.10 per gallon imposed on the "importation for use, consumption, or final delivery" into the state of all wines with an alcohol content of 14 percent or less.

Spirits (40 percent alcohol)

- Specific excise tax: $5.37 per gallon

$1.89 per gallon on the "importation for use, consumption, or final delivery" into the state of all distilled spirits.

Drink Specials

No law

Wholesale Pricing

Pricing restrictions exist.

Beer (5 percent alcohol)

- Price posting requirements: Post and hold—180 days minimum
- Retailer credit: Not permitted—if retailer owns more than one business and payment is made from a central office, then credit not to exceed 5 days after delivery and invoice.

Wine (12 percent alcohol)

- Retailer credit: Not permitted

Spirits (40 percent alcohol)

- Price posting requirements: Post and hold—14 days minimum
- Retailer credit: Not permitted

Georgia State Survey Responses

State Agency Information	
Agency with primary responsibility for enforcing underage drinking laws:	
Georgia Department of Revenue Alcohol and Tobacco Division	
Methods by which local and state enforcement agencies coordinate their efforts to enforce laws prohibiting underage drinking:	
Conducting joint underage compliance investigations	
Enforcement Strategies	
State law enforcement agencies use:	
Cops in Shops	No
Shoulder Tap Operations	Yes
Party Patrol Operations or Programs	Yes
Underage Alcohol–Related Fatality Investigations	Yes
Local law enforcement agencies use:	
Cops in Shops	No
Shoulder Tap Operations	Yes
Party Patrol Operations or Programs	Yes
Underage Alcohol–Related Fatality Investigations	Yes
State has a program to investigate and enforce direct sales/shipment laws	Yes
Primary state agency responsible for enforcing laws addressing direct sales/shipments of alcohol to minors	Georgia Department of Revenue Alcohol and Tobacco Division
Such laws are also enforced by local law enforcement agencies	Unknown
Enforcement Statistics	
State collects data on the number of minors found in possession	Yes
Number of minors found in possession by state law enforcement agencies	0
Number pertains to the 12 months ending	06/30/2011
Data include arrests/citations issued by local law enforcement agencies	No
State conducts underage compliance checks/decoy operations[2] to determine if alcohol retailers are complying with laws prohibiting sales to minors	Yes
Data are collected on these activities	Yes
Number of licensees checked for compliance by state agencies	4,337
Number of licensees that failed state compliance checks	753
Numbers pertain to the 12 months ending	06/30/2011
Local agencies conduct underage compliance checks/decoy operations to determine if alcohol retailers are complying with laws prohibiting sales to minors	Yes
Data are collected on these activities	No
Sanctions	
State collects data on fines imposed on retail establishments that furnish minors	No
Number of fines imposed by the state[3]	Data not collected
Total amount in fines across all licensees	Data not collected
Numbers pertain to the 12 months ending	Data not collected
State collects data on license suspensions imposed on retail establishments specifically for furnishing minors	No
Number of suspensions imposed by the state[4]	Data not collected
Total days of suspensions across all licensees	Data not collected
Numbers pertain to the 12 months ending	Data not collected
State collects data on license revocations imposed on retail establishments specifically for furnishing minors	No
Number of license revocations imposed[5]	Data not collected
Numbers pertain to the 12 months ending	Data not collected

Additional Clarification
A breakdown of the fines imposed on all alcohol business is not available. However, the state collected a total of $839,295 in fines against alcohol business overall for violations of the revenue regulations and/or state laws.

[1] Or having consumed or purchased per state statutes.
[2] Underage compliance checks/decoy operations to determine whether alcohol retailers are complying with laws prohibiting sales to minors.
[3] Does not include fines imposed by local agencies.
[4] Does not include suspensions imposed by local agencies.
[5] Does not include revocations imposed by local agencies.

Underage Drinking Prevention Programs Operated or Funded by the State: Programs SPECIFIC TO Underage Drinking	
Georgia Strategic Prevention System (GASPS)- Alcohol Initiative	
Number of youth served	0
Number of parents served	0
Number of caregivers served	0
Numbers pertain to the 12 months ending	10/1/2011
Program has been evaluated	No
Evaluation report is available	Yes
URL for evaluation report:	No data
URL for more program information:	http://www.ga-sps.org
Program description: To address the negative impact of alcohol use in Georgia, the state Office of Prevention Services and Programs (OPSP) has developed the Georgia Strategic Prevention System (GASPS). This initiative aims to affect population level change of behaviors and trends of alcohol use and abuse among youth and young adults ages 9 to 25. GASPS will use the SAMHSA Center for Substance Abuse Prevention (CSAP) Strategic Prevention Framework (SPF) model to develop and implement strategies aimed at population level change using the public health model approach. The objective of this initiative is to implement statewide primary prevention strategies (programs/practices/ policies) that are consistent with needs as identified by epidemiological data with the following goals: 1. Reduce the early onset of alcohol use among 9- to 20-year-olds. 2. Reduce access to alcohol and binge drinking among 9- to 20-year-olds. 3. Reduce binge drinking and heavy drinking among 18- to 25-year-olds. Currently, 40 contracted providers across the state are beginning this initiative.	

Additional Information Related to Underage Drinking Prevention Programs	
State collaborates with federally recognized Tribal governments in the prevention of underage drinking	No
Description of collaboration: Not applicable	
State has programs to measure and/or reduce youth exposure to alcohol advertising and marketing	No
Program description: Not applicable	
State has adopted or developed best practice standards for underage drinking prevention programs	In development
Best practice standards description: Not applicable	
Additional Clarification	
None given	

State Interagency Collaboration	
A state-level interagency governmental body/committee exists to coordinate or address underage drinking prevention activities	In development
Committee contact information: Not applicable	
Agencies/organizations represented on the committee: Not applicable	
A website or other public source exists to describe committee activities URL or other means of access: Not applicable	No

Underage Drinking Reports	
State has prepared a plan for preventing underage drinking in the last 3 years	Yes
Prepared by: Georgia Strategic Prevention Framework State Incentive Grant Plan can be accessed via: http://www.ga-spf.org	
State has prepared a report on preventing underage drinking in the last 3 years	No
Prepared by: Not applicable Plan can be accessed via: Not applicable	
Additional Clarification	
None given	

State Expenditures for the Prevention of Underage Drinking	
Compliance checks/decoy operations in retail outlets:	
Estimate of state funds expended	Data not available
Estimate based on the 12 months ending	Data not available
Checkpoints and saturation patrols:	
Estimate of state funds expended	Data not available
Estimate based on the 12 months ending	Data not available
Community-based programs to prevent underage drinking:	
Estimate of state funds expended	No data
Estimate based on the 12 months ending	09/30/2011
K–12 school-based programs to prevent underage drinking:	
Estimate of state funds expended	No data
Estimate based on the 12 months ending	09/30/2011
Programs targeted to institutes of higher learning:	
Estimate of state funds expended	No data
Estimate based on the 12 months ending	09/30/2011
Programs that target youth in the juvenile justice system:	
Estimate of state funds expended	No data
Estimate based on the 12 months ending	09/30/2011
Programs that target youth in the child welfare system:	
Estimate of state funds expended	No data
Estimate based on the 12 months ending	09/30/2011
Other programs:	
Programs or strategies included:	No data
Estimate of state funds expended	No data
Estimate based on the 12 months ending	09/30/2011

Funds Dedicated to Underage Drinking	
State derives funds dedicated to underage drinking from the following revenue streams:	
Taxes	No
Fines	No
Fees	No
Other	No data

Description of funding streams and how they are used:

No data

Additional Clarification

To address the negative impact of alcohol use in Georgia, the state Office of Prevention Services and Programs (OPSP) has developed the Georgia Strategic Prevention System (GASPS) alcohol initiative utilizing SAMHSA Substance Abuse Prevention and Treatment (SAPT) Block Grant funding. This initiative aims to impact population level change of behaviors and trends of alcohol use and abuse among youth and young adults ages 9 to 25 years. GASPS will use the SAMHSA/CSAP Strategic Prevention Framework (SPF) model to develop and implement strategies aimed at population level change using the public health model approach. The objective of this initiative is to implement statewide primary prevention strategies (programs/practices/policies) that are consistent with needs as identified by epidemiological data with the following goals:

1. Reduce the early onset of alcohol use among 9- to 20-year-olds.
2. Reduce access to alcohol and binge drinking among 9- to 20-year-olds.
3. Reduce binge drinking and heavy drinking among 18- to 25-year-olds.

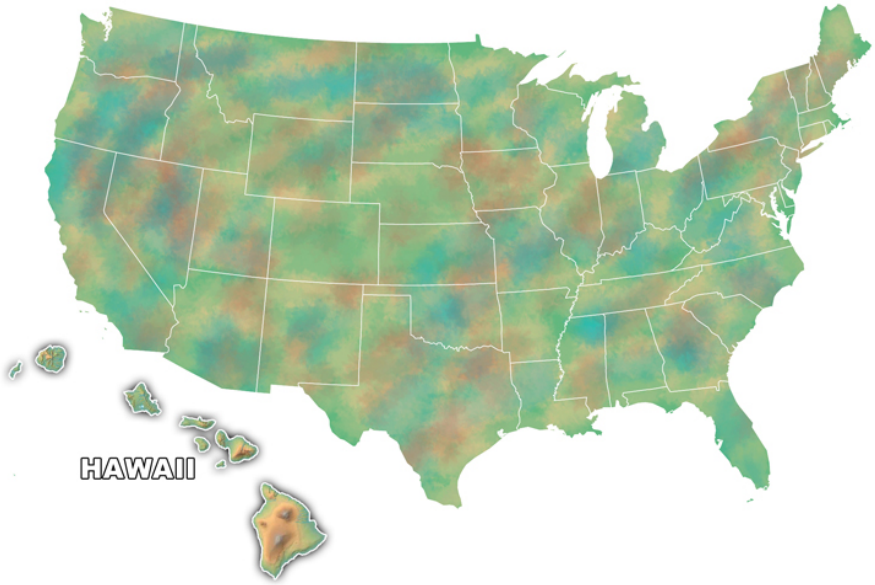

Hawaii

State Profile and Underage Drinking Facts*

State Population: 1,374,810
Population Ages 12–20: 146,000

	Percentage	Number
Ages 12–20		
Past-Month Alcohol Use	24.5	36,000
Past-Month Binge Alcohol Use	16.5	24,000
Ages 12–14		
Past-Month Alcohol Use	8.0	4,000
Past-Month Binge Alcohol Use	4.4	2,000
Ages 15–17		
Past-Month Alcohol Use	20.3	10,000
Past-Month Binge Alcohol Use	12.3	000
Ages 18–20		
Past-Month Alcohol Use	42.4	22,000
Past-Month Binge Alcohol Use	30.6	16,000
Alcohol-Attributable Deaths (under 21)		12
Years of Potential Life Lost (under 21)		707
	Percentage of All Traffic Fatalities	**Number**
Traffic Fatalities, 15- to 20-Year-Old Drivers with BAC > 0.01	39.0	6

* See Appendix C for data sources.

Laws Addressing Minors in Possession of Alcohol

Underage Possession of Alcohol

Possession is prohibited with the following exception(s):

- Private location

Underage Consumption of Alcohol

Consumption is prohibited with the following exception(s):

- Private location

Internal Possession by Minors

Internal possession is not explicitly prohibited.

Note: Hawaii has a statutory provision stating that "[n]o minor shall consume or purchase liquor and no minor shall consume or have liquor in the minor's possession or custody in any public place, public gathering, or public amusement, at any public beach or public park, or in any motor vehicle on a public highway" and that "'consume' or 'consumption' includes the ingestion of liquor" (Haw. Rev. Stat. § 281-101.5). Laws that prohibit minors from having alcohol in their bodies, but which do so without reference to a blood, breath, or urine test, are not considered as prohibiting Internal Possession, for purposes of this report.

Underage Purchase of Alcohol

Purchase is prohibited, but youth may purchase for law enforcement purposes.

False Identification for Obtaining Alcohol

Provision(s) Targeting Minors

- Use of a false ID to obtain alcohol is a criminal offense.
- Penalty may include driver's license suspension through a judicial procedure.

Provisions Targeting Retailers

- Licenses for drivers under age 21 are easily distinguishable from those for drivers age 21 and older.
- General affirmative defense—the retailer came to a good faith or reasonable decision that the purchaser was 21 years or older; inspection of an identification card not required.

Note: In Hawaii, the retailer has a defense to a charge of furnishing to a minor if, in making the sale or allowing the consumption of liquor by a minor, the retailer was misled by the appearance of the minor and the attending circumstances into honestly believing that the minor was of legal age, and if the retailer can prove that he or she acted in good faith.

Laws Targeting Underage Drinking and Driving

BAC Limits: Youth (Underage Operators of Noncommercial Motor Vehicles)

- BAC limit: 0.02
- BAC level at or above the limit is per se (conclusive) evidence of a violation
- Applies to drivers under age 21

Loss of Driving Privileges for Alcohol Violations by Minors ("Use/Lose Laws")

Provisions Applicable to Minors Under Age 18

Type(s) of Violation Leading to Driver's License Suspension, Revocation, or Denial
- Underage purchase
- Underage possession
- Underage consumption

Authority To Impose Driver's License Sanction
- Discretionary

Length of Suspension/Revocation
- Minimum: 180 days
- Maximum: Not specified

Provisions Applicable to Minors Ages 18 to 21

Type(s) of Violation Leading to Driver's License Suspension, Revocation, or Denial
- Underage purchase
- Underage possession
- Underage consumption

Authority To Impose Driver's License Sanction
- Mandatory

Length of Suspension/Revocation
- Minimum: 180 days
- Maximum: Not specified

Graduated Driver's License

Learner Stage
- Minimum entry age: 15 years, 6 months
- Minimum learner stage period: 6 months
- Minimum supervised driving requirement: 50 hours—10 of which must be at night

Intermediate Stage
- Minimum age: 16
- Unsupervised night driving
  - Prohibited after: 11 p.m.
  - Primary enforcement of the night-driving rule
- Passenger restrictions exist: No more than one passenger under 18, except household members, unless accompanied by parent or guardian
  - Primary enforcement of the passenger-restriction rule

License Stage
- Minimum age to lift restrictions: 17

Laws Targeting Alcohol Suppliers

Furnishing Alcohol to Minors

Furnishing is prohibited with the following exception(s):

- Parent/guardian

Compliance Check Protocols

No data

Penalty Guidelines for Sales to Minors

No data

Responsible Beverage Service

No beverage service training requirement

Minimum Ages for Off-Premises Sellers

- Beer: 18
- Wine: 18
- Spirits: 18

Condition(s) That Must Be Met in order for an Underage Person To Sell Alcoholic Beverages

- Manager/supervisor is present.

Note: Liquor can be sold by persons 18 to 20 years of age only in licensed establishments where selling or serving the intoxicating liquor is part of the minor's employment, and where there is proper supervision of these minor employees to ensure that the minors shall not consume the intoxicating liquor.

Minimum Ages for On-Premises Sellers

- Beer: 18 for both servers and bartenders
- Wine: 18 for both servers and bartenders
- Spirits: 18 for both servers and bartenders

Condition(s) That Must Be Met in order for an Underage Person To Sell Alcoholic Beverages

- Manager/supervisor is present.

Note: Liquor can be sold or served by persons ages 18 to 20 only in licensed establishments where selling or serving the intoxicating liquor is part of the minor's employment, and where there is proper supervision of these minor employees to ensure that the minors shall not consume the intoxicating liquor. Persons below age 18 may sell or serve liquor in individually specified licensed establishments found to be otherwise suitable by the liquor commission in which an approved program of job training and employment for dining room waiters and waitresses is being conducted in cooperation with the University of Hawaii, the state community college system, or a federally sponsored personnel development and training program, under arrangements that ensure proper control and supervision of employees.

Distance Limitations for New Alcohol Outlets Near Universities and Schools

Colleges and Universities
No distance limitation

Primary and Secondary Schools
Prohibitions against outlet siting:
- Off-premises outlets: No
- On-premises outlets: Yes—within 500 feet, if 40 percent of registered voters or property owners within area protest.
- Alcohol products: Beer, wine, spirits

Note: Exceptions are (1) hotels of more than 50 rooms; (2) bona fide private clubs.

Dram Shop Liability

- There is no statutory liability.
- The courts recognize common law dram shop liability.

Social Host Liability Laws

Statutory liability exists subject to the following conditions:
- Limitations on who may be sued: Social host must be age 21 or older.

Host Party Laws

Social host law is not specifically limited to underage drinking parties
- Action by underage guest that triggers violation: Possession
- Property type(s) covered by liability law: Residence, outdoor, other
- Standard for hosts' knowledge or action regarding the party: Knowledge—host must have actual knowledge of the occurrence
- Exception(s): Family

Retailer Interstate Shipments of Alcohol

Prohibition against retailer interstate shipments:
- Beer: Uncertain
- Wine: Uncertain
- Spirits: Uncertain

Note: Any adult may obtain a state permit to receive one shipment of beer, wine, or distilled spirits per year for personal use from outside the state, not to exceed 5 gallons. Only one permit is allowed per household. It is uncertain whether an out-of-state retailer may ship the alcohol directly to the permittee for his or her personal use.

Direct Sales/Shipments of Alcohol by Producers

Direct sales/shipments from producers to consumers are permitted for wine with the following restrictions:

Age Verification Requirements: None

State Approval/Permit Requirements
- Producer/shipper must obtain ***s***tate permit.

Reporting Requirements: None

Shipping Label Statement Requirements

- Contains alcohol
- Recipient must be 21

Note: Any adult may obtain a state permit to receive one shipment of beer, wine, or distilled spirits per year for personal use from outside the state, not to exceed 5 gallons. Only one permit is allowed per household.

Keg Registration

Not required

Alcohol Pricing Policies

Home Delivery

- Beer: No law
- Wine: No law
- Spirits: No law

Alcohol Tax

- Beer (5 percent alcohol): Specific excise tax is $0.93 per gallon ($0.54 per gallon for containers of 7 gallons or more).
- Wine (12 percent alcohol): Specific excise tax is $1.38 per gallon.
- Spirits (40 percent alcohol): Specific excise tax is $5.98 per gallon.

Drink Specials

No law

Wholesale Pricing

Pricing restrictions exist.

Beer (5 percent alcohol)

- Retailer credit: Restricted—30 days maximum

Wine (12 percent alcohol)

- Retailer credit: Restricted—30 days maximum

Spirits (40 percent alcohol)

- Retailer credit: Restricted—30 days maximum

Hawaii State Survey Responses

State Agency Information	
Agency with primary responsibility for enforcing underage drinking laws:	
Department of Liquor Control and County Police Departments	
Methods by which local and state enforcement agencies coordinate their efforts to enforce laws prohibiting underage drinking:	
The Department of Liquor Control (local) and the county police departments (local) share information and resources. In addition, the state Department of Health, Alcohol and Drug Abuse Division receives the Enforcing Underage Drinking Laws (EUDL) block grant and provides funding for county police departments and the University of Hawaii (state) to conduct compliance checks and park sweeps.	
Enforcement Strategies	
State law enforcement agencies use:	
Cops in Shops	No
Shoulder Tap Operations	No
Party Patrol Operations or Programs	No
Underage Alcohol–Related Fatality Investigations	No
Local law enforcement agencies use:	
Cops in Shops	No
Shoulder Tap Operations	No
Party Patrol Operations or Programs	No
Underage Alcohol–Related Fatality Investigations	Yes
State has a program to investigate and enforce direct sales/shipment laws	Yes
Primary state agency responsible for enforcing laws addressing direct sales/shipments of alcohol to minors	No data
Such laws are also enforced by local law enforcement agencies	Yes
Enforcement Statistics	
State collects data on the number of minors found in possession	No
Number of minors found in possession[1] by state law enforcement agencies	Data not collected
Number pertains to the 12 months ending	Data not collected
Data include arrests/citations issued by local law enforcement agencies	Data not collected
State conducts underage compliance checks/decoy operations[2] to determine if alcohol retailers are complying with laws prohibiting sales to minors	Yes
Data are collected on these activities	Yes
Number of licensees checked for compliance by state agencies	585
Number of licensees that failed state compliance checks	60
Numbers pertain to the 12 months ending	12/31/2011
Local agencies conduct underage compliance checks/decoy operations to determine if alcohol retailers are complying with laws prohibiting sales to minors	Yes
Data are collected on these activities	Yes
Number of licensees checked for compliance by local agencies	120
Number of licensees that failed local compliance checks	24
Numbers pertain to the 12 months ending	01/14/2012
Sanctions	
State collects data on fines imposed on retail establishments that furnish minors	Yes
Number of fines imposed by the state[3]	24
Total amount in fines across all licensees	$29,000
Numbers pertain to the 12 months ending	03/15/2012
State collects data on license suspensions imposed on retail establishments specifically for furnishing minors	Yes
Number of suspensions imposed by the state[4]	2
Total days of suspensions across all licensees	37
Numbers pertain to the 12 months ending	03/15/2012

State collects data on license revocations imposed on retail establishments specifically for furnishing minors	Yes
Number of license revocations imposed[5]	0
Numbers pertain to the 12 months ending	No data

Additional Clarification

There was no cooperation from three of Hawaii's County Liquor Control Boards. The information provided was from the Hawaii County Liquor Control Board and from the state Department of Health, Alcohol and Drug Abuse Division, which receives the EUDL grant. In addition, information on compliance checks is from the University of Hawaii, which assists the state in conjuction with the county police departments to conduct off-premise, on-premise (Kauai only) compliance checks and the Random Sample Alcohol Survey (statewide).

[1] Or having consumed or purchased per state statutes.
[2] Underage compliance checks/decoy operations to determine whether alcohol retailers are complying with laws prohibiting sales to minors.
[3] Does not include fines imposed by local agencies.
[4] Does not include suspensions imposed by local agencies.
[5] Does not include revocations imposed by local agencies.

Underage Drinking Prevention Programs Operated or Funded by the State: Programs SPECIFIC TO Underage Drinking

Enforcing Underage Drinking Laws Program	
Number of youth served	No data
Number of parents served	No data
Number of caregivers served	No data
Numbers pertain to the 12 months ending	No data
Program has been evaluated	No
Evaluation report is available	Not applicable
URL for evaluation report:	Not applicable
URL for more program information:	Not applicable

Program description: The EUDL Program supports and enhances efforts by state coalitions to prohibit the sale of alcoholic beverages to minors and the purchase and consumption of alcoholic beverages by minors. (Minors are defined as individuals under 21 years old.)

Hawaii Strategic Prevention Framework–State Incentive Grant (HSPF SIG)	
Number of youth served	No data
Number of parents served	No data
Number of caregivers served	No data
Numbers pertain to the 12 months ending	No data
Program has been evaluated	No data
Evaluation report is available	No data
URL for evaluation report:	No data
URL for more program information:	No data

Program description: The purpose of the HSPF SIG is to improve the quality of life for Hawaii citizens of all ages by preventing and reducing their abuse of and dependence on alcohol and drugs.

Sober Truth on Preventing Underage Drinking (STOP) Act Coalition for Drug Free Hawaii	
Number of youth served	1,330
Number of parents served	2,000
Number of caregivers served	60
Numbers pertain to the 12 months ending	12/31/2010
Program has been evaluated	No
Evaluation report is available	Not applicable

URL for evaluation report:	Not applicable
URL for more program information:	Not applicable

Program description: The purpose of this program is to prevent and reduce alcohol use among youth in the Ewa, Hawaii, community. It was created to strengthen collaboration among the coalition-formed EWAlution and to use state-of-the-art practices and initiatives that have proven to be effective in preventing and reducing alcohol use among youth.

Mothers Against Drunk Driving (MADD)–Hawaii

Number of youth served	No data
Number of parents served	No data
Number of caregivers served	No data
Numbers pertain to the 12 months ending	No data
Program has been evaluated	No
Evaluation report is available	Not applicable
URL for evaluation report:	Not applicable
URL for more program information:	http://www.maddhawaii.com

Program description: MADD Hawaii offers free support services to injured victims of impaired driving crashes and to bereaved families and friends of those killed or injured in highway crashes. MADD Hawaii has helped pass scores of new laws to strengthen the state's impaired driving statutes, prevent underage drinking, and give victims of impaired driving crashes more voice. MADD has underage drinking prevention programs available for high school students (Youth in Action), elementary school children (Protecting You Protecting Me), and college students (UMADD). MADD Hawaii has offices in Honolulu and Hilo and programs operating on Maui and Kauai. MADD Hawaii has conducted its signature holiday red ribbon campaign, "Tie One On for Safety," for over 20 years. Over 400,000 ribbons are distributed annually for people to display on their vehicles as a pledge that they will be a safe and sober driver.

Underage Drinking Prevention Programs Operated or Funded by the State: Programs RELATED TO Underage Drinking

None listed

URL for more program information	Not applicable

Program description: Not applicable

Additional Information Related to Underage Drinking Prevention Programs

State collaborates with federally recognized Tribal governments in the prevention of underage drinking	No recognized Tribal governments
Description of collaboration: Not applicable	
State has programs to measure and/or reduce youth exposure to alcohol advertising and marketing	No
Program description: Not applicable	
State has adopted or developed best practice standards for underage drinking prevention programs	Yes
Best practice standards description: On- and off-premises compliance checks	

Additional Clarification

None given

State Interagency Collaboration	
A state-level interagency governmental body/committee exists to coordinate or address underage drinking prevention activities	Yes
Committee contact information: Name: Val Mariano E-mail: valerie.s.mariano@hawaii.gov Address: 235 South Beretania St. #401, Honolulu, HI 96813-2419 Phone: 808-586-1444	
Agencies/organizations represented on the committee: Hawaii Department of Transportation Advocacy Organization Alcohol and Drug Abuse Division Department of the Attorney General Liquor Control Board County Police Departments Department of Land and Natural Resources Mothers Against Drunk Driving Coalition for Drug Free Hawaii Department of Defense—Hawaii Army National Guard	
A website or other public source exists to describe committee activities URL or other means of access: Not applicable	No

Underage Drinking Reports	
State has prepared a plan for preventing underage drinking in the last 3 years Prepared by: Hawaii Partnership to Prevent Underage Drinking (HPPUD) Coalition Plan can be accessed via: No data	Yes
State has prepared a report on preventing underage drinking in the last 3 years Prepared by: Alcohol and Drug Abuse Division Plan can be accessed via: http://hawaii.gov/health/substance-abuse/prevention- treatment/survey/adsurv.htm	Yes
Additional Clarification	
None given	

State Expenditures for the Prevention of Underage Drinking	
Compliance checks/decoy operations in retail outlets:	
Estimate of state funds expended	Data not available
Estimate based on the 12 months ending	Data not available
Checkpoints and saturation patrols:	
Estimate of state funds expended	Data not available
Estimate based on the 12 months ending	Data not available
Community-based programs to prevent underage drinking:	
Estimate of state funds expended	Data not available
Estimate based on the 12 months ending	Data not available
K–12 school-based programs to prevent underage drinking:	
Estimate of state funds expended	Data not available
Estimate based on the 12 months ending	Data not available
Programs targeted to institutes of higher learning:	
Estimate of state funds expended	Data not available
Estimate based on the 12 months ending	Data not available
Programs that target youth in the juvenile justice system:	
Estimate of state funds expended	Data not available
Estimate based on the 12 months ending	Data not available
Programs that target youth in the child welfare system:	

Estimate of state funds expended	Data not available
Estimate based on the 12 months ending	Data not available
Other programs:	
Programs or strategies included:	No data
Estimate of state funds expended	Not applicable
Estimate based on the 12 months ending	Not applicable

Funds Dedicated to Underage Drinking	
State derives funds dedicated to underage drinking from the following revenue streams:	
Taxes	No data
Fines	No data
Fees	No data
Other	No data
Description of funding streams and how they are used:	
No data	
Additional Clarification	
None given	

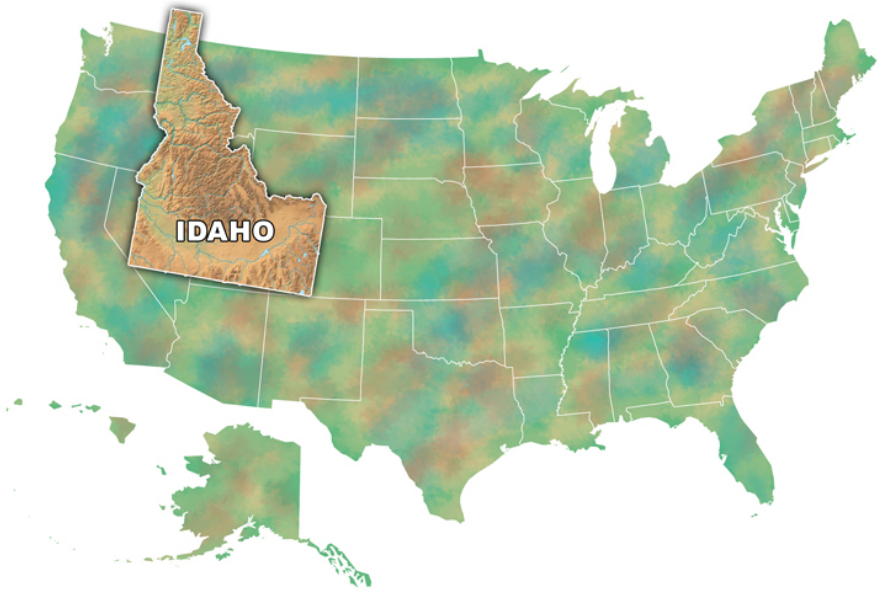

Idaho

State Profile and Underage Drinking Facts*

State Population: 1,584,985
Population Ages 12–20: 201,000

	Percentage	Number
Ages 12–20		
Past-Month Alcohol Use	23.1	46,000
Past-Month Binge Alcohol Use	15.1	30,000
Ages 12–14		
Past-Month Alcohol Use	4.5	3,000
Past-Month Binge Alcohol Use	2.1	2,000
Ages 15–17		
Past-Month Alcohol Use	22.1	13,000
Past-Month Binge Alcohol Use	15.6	10,000
Ages 18–20		
Past-Month Alcohol Use	44.2	30,000
Past-Month Binge Alcohol Use	28.8	19,000
Alcohol-Attributable Deaths (under 21)		24
Years of Potential Life Lost (under 21)		1,426
	Percentage of All Traffic Fatalities	**Number**
Traffic Fatalities, 15- to 20-Year-Old Drivers with BAC > 0.01	29.0	10

* See Appendix C for data sources.

Laws Addressing Minors in Possession of Alcohol

Underage Possession of Alcohol

Possession is prohibited with the following exception(s):

- Private residence AND
- Parent/guardian

Note: Idaho's exceptions relate specifically to the possession of beer or wine.

Underage Consumption of Alcohol

Consumption is prohibited—no explicit exceptions noted in the law.

Internal Possession by Minors

Internal possession is not explicitly prohibited.

Note: Although Idaho does not prohibit Internal Possession, it has a statutory provision that makes it unlawful "[f]or any person under the age of twenty-one (21) years to purchase, attempt to purchase, possess, serve, dispense, or consume beer, wine or other alcoholic liquor" such that "[a] person shall also be deemed to "possess" alcohol that has been consumed by the person, without regard to the place of consumption" (Idaho Code § 23-949). Laws that prohibit minors from having alcohol in their bodies, but do so without reference to a blood, breath, or urine test, are not considered as prohibiting internal possession, for purposes of this report.

Underage Purchase of Alcohol

Purchase is prohibited and there is NO ALLOWANCE for youth purchase for law enforcement purposes.

False Identification for Obtaining Alcohol

Provision(s) Targeting Minors

- Use of a false ID to obtain alcohol is a criminal offense.
- Penalty may include driver's license suspension through a judicial procedure.

Provision(s) Targeting Suppliers

- It is a criminal offense to lend, transfer, or sell a false ID.
- It is a criminal offense to manufacture or distribute a false ID.

Provisions Targeting Retailers

- Licenses for drivers under age 21 are easily distinguishable from those for drivers age 21 and older.
- No statutory affirmative defense—statutes do not provide an affirmative defense related to retailer's belief that the minor was age 21 or older.

Note: Retailers are only required to deliver documents to law enforcement that have been lost or voluntarily surrendered; however, when presented with identification documents that appear to be mutilated, altered, or fraudulent, they must contact law enforcement and refuse service.

Laws Targeting Underage Drinking and Driving

BAC Limits: Youth (Underage Operators of Noncommercial Motor Vehicles)

- BAC limit: 0.02
- BAC level at or above the limit is per se (conclusive) evidence of a violation
- Applies to drivers under age 21

Loss of Driving Privileges for Alcohol Violations by Minors ("Use/Lose Laws")

Use/lose penalties apply to minors under age 21.

Type(s) of Violation Leading to Driver's License Suspension, Revocation, or Denial

- Underage purchase
- Underage possession
- Underage consumption

Authority To Impose Driver's License Sanction

- Mandatory

Length of Suspension/Revocation

- Minimum: Not specified
- Maximum: 365 days

Graduated Driver's License

Learner Stage

- Minimum entry age: 14 years, 6 months—upon completion of driver education, instruction permit signed over to allow driving with adult over 21
- Minimum learner stage period: 6 months
- Minimum supervised driving requirement: 50 hours—10 of which must be at night

Intermediate Stage

- Minimum age: 15
- Unsupervised night driving
  - Night driving is not restricted—no unsupervised driving ½ hour after sunset
  - Primary enforcement of the night-driving rule
- Passenger restrictions exist: Any licensee under 17 shall have no more than one passenger under 17, except relatives
  - Primary enforcement of the passenger-restriction rule

License Stage

- Minimum age to lift restrictions: 16—passenger restrictions expire 6 months after issuance of license; unsupervised night-driving restrictions remain until age 16

Laws Targeting Alcohol Suppliers

Furnishing Alcohol to Minors

Furnishing is prohibited—no explicit exceptions noted in the law.

Compliance Check Protocols

Age of Decoy
- Minimum: 16
- Maximum: 20.5

Appearance Requirements
- Age-appropriate appearance
- Male: Not large in stature; no excessive facial hair
- Female: Minimal makeup and jewelry

ID Possession
- Required

Verbal Exaggeration of Age
- Not specified

Decoy Training
- Not specified

Penalty Guidelines for Sales to Minors

Time period/conditions: No guidelines provided

Responsible Beverage Service

No beverage service training requirement

Minimum Ages for Off-Premises Sellers

- Beer: 19
- Wine: 19
- Spirits: 19

Minimum Ages for On-Premises Sellers

- Beer: 19 for both servers and bartenders
- Wine: 19 for both servers and bartenders
- Spirits: 19 for both servers and bartenders

Distance Limitations for New Alcohol Outlets Near Universities and Schools

Colleges and Universities

Limitations on outlet siting:
- Off-premises outlets: Yes—on campus grounds. College or university has authority to override state restrictions.
- On-premises outlets: Yes—on campus grounds. College or university has authority to override state restrictions.
- Alcohol products: Beer, wine, spirits

Primary and Secondary Schools

Prohibitions against outlet siting:
- Off-premises outlets: Yes—within 300 feet. Local government has authority to override state restrictions.

- On-premises outlets: Yes—within 300 feet. Local government has authority to override state restrictions.
- Alcohol products: Beer, wine, spirits

Dram Shop Liability

Statutory liability exists.

Social Host Liability Laws

Statutory liability exists.

Host Party Laws

No state-imposed liability for hosting underage drinking parties

Retailer Interstate Shipments of Alcohol

Prohibition against retailer interstate shipments:

- Beer: Prohibited
- Wine: Uncertain
- Spirits: Prohibited

Note: A licensee that holds a license for the retail sale of wine for consumption off the licensed premises may ship not more than two cases of wine, containing not more than 9 liters per case, per shipment, for personal use and not for resale, directly to a resident of another state if the state to which the wine is sent allows residents of this state to receive wine sent from that state without payment of additional state tax, fees, or charges. The sale shall be considered to have occurred in this state.

Direct Sales/Shipments of Alcohol by Producers

Direct sales/shipments from producers to consumers are permitted for wine with the following restrictions:

Age Verification Requirements: None

State Approval/Permit Requirements

- Producer/shipper must obtain state permit.

Reporting Requirements

- Common carrier must record/report purchaser's name.

Shipping Label Statement Requirements

- Contains alcohol
- Recipient must be 21

Keg Registration

- Keg definition: 7.75 gallons or more
- Prohibited: Possessing unregistered, unlabeled keg—maximum fine/jail: $1,000/6 months
- Purchaser information collected: Purchaser's name and address
- Warning information to purchaser: Not required
- Deposit: Not required
- Provisions do not specifically address disposable kegs

Alcohol Pricing Policies

Home Delivery

- Beer: No law
- Wine: No law
- Spirits: No law

Alcohol Tax

Beer (5 percent alcohol)

- Specific excise tax: 0.15 per gallon

$0.45 per gallon applies to beer over 5 percent alcohol. Beer with 5 percent or less alcohol is sold by license. Beer greater than 5 percent but less than 7.5 percent alcohol is sold by both license and the state.

Wine (12 percent alcohol)

- Control state

Spirits (40 percent alcohol)

- Control state

Drink Specials

No law

Wholesale Pricing

Restrictions exist.

Beer (5 percent alcohol)

- Volume discounts: Banned
- Price posting requirements: Post and hold—6 months minimum
- Retailer credit: Not permitted

Wine (12 percent alcohol)
Control state

Spirits (40 percent alcohol)
Control state

Idaho State Survey Responses

State Agency Information	
Agency with primary responsibility for enforcing underage drinking laws:	
Idaho State Police Alcohol Beverage Control (ISP-ABC)	
Methods by which local and state enforcement agencies coordinate their efforts to enforce laws prohibiting underage drinking:	
ISP-ABC enters into a memorandum of understanding (MOU) with local law enforcement agencies; organizes, coordinates, and using EUDL grant funds to pay for costs related to underage compliance checks and other underage drinking enforcement activities. Minigrants are also issued to local agencies from the Department of Juvenile Corrections for local enforcement efforts.	
Enforcement Strategies	
State law enforcement agencies use:	
Cops in Shops	No
Shoulder Tap Operations	Yes
Party Patrol Operations or Programs	Yes
Underage Alcohol–Related Fatality Investigations	Yes
Local law enforcement agencies use:	
Cops in Shops	No
Shoulder Tap Operations	Yes
Party Patrol Operations or Programs	Yes
Underage Alcohol–Related Fatality Investigations	No
State has a program to investigate and enforce direct sales/shipment laws	No
Primary state agency responsible for enforcing laws addressing direct sales/shipments of alcohol to minors	Not applicable
Such laws are also enforced by local law enforcement agencies	No
Enforcement Statistics	
State collects data on the number of minors found in possession	No
Number of minors found in possession by state law enforcement agencies	Data not collected
Number pertains to the 12 months ending	Data not collected
Data include arrests/citations issued by local law enforcement agencies	Data not collected
State conducts underage compliance checks/decoy operations[2] to determine if alcohol retailers are complying with laws prohibiting sales to minors	Yes
Data are collected on these activities	Yes
Number of licensees checked for compliance by state agencies	229
Number of licensees that failed State compliance checks	38
Numbers pertain to the 12 months ending	12/31/2011
Local agencies conduct underage compliance checks/decoy operations to determine if alcohol retailers are complying with laws prohibiting sales to minors	Yes
Data are collected on these activities	No
Number of licensees checked for compliance by local agencies	Data not collected
Number of licensees that failed local compliance checks	Data not collected
Numbers pertain to the 12 months ending	Data not collected
Sanctions	
State collects data on fines imposed on retail establishments that furnish minors	Yes
Number of fines imposed by the state[3]	96
Total amount in fines across all licensees	$128,500
Numbers pertain to the 12 months ending	12/31/2011
State collects data on license suspensions imposed on retail establishments specifically for furnishing minors	Yes
Number of suspensions imposed by the state[4]	No data
Total days of suspensions across all licensees	No data
Numbers pertain to the 12 months ending	No data

State collects data on license revocations imposed on retail establishments specifically for furnishing minors	No
Number of license revocations imposed[5]	Not applicable
Numbers pertain to the 12 months ending	Not applicable

Additional Clarification

None given

[1] Or having consumed or purchased per state statutes.
[2] Underage compliance checks/decoy operations to determine whether alcohol retailers are complying with laws prohibiting sales to minors.
[3] Does not include fines imposed by local agencies.
[4] Does not include suspensions imposed by local agencies.
[5] Does not include revocations imposed by local agencies.

Underage Drinking Prevention Programs Operated or Funded by the State: Programs SPECIFIC TO Underage Drinking

Idaho Liquor Division Education Fund	
Number of youth served	No response
Number of parents served	No response
Number of caregivers served	No response
Numbers pertain to the 12 months ending	No response
Program has been evaluated	No
Evaluation report is available	Not applicable
URL for evaluation report:	Not applicable
URL for more program information:	http://www.liquor.idaho.gov

Program description: $3,500 from liquor profits goes toward maintenance and further development of the Office of Drug Policies underage drinking prevention website: http://www.betheparents.org.

Dept. of Health and Welfare Media campaign	
Number of youth served	No response
Number of parents served	No response
Number of caregivers served	No response
Numbers pertain to the 12 months ending	No response
Program has been evaluated	No
Evaluation report is available	Not applicable
URL for evaluation report:	Not applicable
URL for more program information:	http://www.healthandwelfare.idaho.gov

Program description: $50,000 is set aside for a media campaign to reduce underage drinking.

Enforcing Underage Drinking Laws Program	
Number of youth served	80,000
Number of parents served	No response
Number of caregivers served	No response
Numbers pertain to the 12 months ending	07/01/2011
Program has been evaluated	No
Evaluation report is available	Not applicable
URL for evaluation report:	Not applicable
URL for more program information:	http://www.idjc.idaho.gov

Program description: The EUDL program provides funding to state agencies and local organizations (through a minigrant process) to reduce underage drinking. Strategies include enforcement, education, and task force development. Recipients include Alcohol Beverage Control, the state film library, the Idaho College Health Coalition, the statewide Community Coalitions of Idaho organization, local law enforcement agencies, and local community coalitions. Funds totaling $300,000 are received by the Idaho Department of Juvenile Corrections and coordinated with other Office of Juvenile Justice and Delinquency Prevention (OJJDP) funding.

Underage Drinking Prevention Programs Operated or Funded by the State: Programs RELATED TO Underage Drinking

Idaho State Treasurer's Office Millenium Fund

URL for more program information: http:// www.sto.idaho.gov

Program description: This fund provides funding for applicant programs, including public health districts, tobacco countermarketing, nicotine replacement therapy, Idaho Supreme Court, Department of Health and Welfare Substance Abuse Prevention and Treatment ($1.5 million for prevention), American Lung Association, Idaho Meth Project, and Idaho Drug-Free Youth i2i Program. Fiscal Year 2013 funds requested total $5,064,400.

Idaho Dept. of Health and Welfare Prevention Block Grant

URL for more program information: http://www.healthandwelfare.idaho.gov

Program description: $1.6 million is allocated to best-practice community prevention programs and coalition development.

Additional Information Related to Underage Drinking Prevention Programs

State collaborates with federally recognized Tribal governments in the prevention of underage drinking	Yes

Description of collaboration: Program description: EUDL funding is sometimes awarded to Tribal applicants. Furthermore, the EUDL coordinator is a member of the State Advisory Group for juvenile justice (JJ) and a chair of one of Idaho's eight local JJ councils. Another of the councils is made up of representatives from Idaho's Tribes. There are quarterly collaborative meetings.

State has programs to measure and/or reduce youth exposure to alcohol advertising and marketing	No

Program description: Not applicable

State has adopted or developed best practice standards for underage drinking prevention programs	No

Best practice standards description: Not applicable

Additional Clarification

Although there is no requirement that EUDL programs be certified as "best practice," recipients of funds are required to identify the research basis of their proposed strategies.

State Interagency Collaboration

A state-level interagency governmental body/committee exists to coordinate or address underage drinking prevention activities	Yes

Committee contact information:

Name: Elisha Figueroa
E-mail: Elisha.figueroa@odp.idaho.gov
Address: 304 N. 8th Street, Suite 455, Boise, ID 83702
Phone: 208-854-3040

Agencies/organizations represented on the committee:

Office of Drug Policy
Department of Juvenile Corrections

State Department of Education Department of Transportation Idaho State Police Bureau of Alcohol Beverage Control Drug Free Idaho Community Coalitions of Idaho Parent-Teacher Association Idaho Liquor Division Idaho RADAR Center Idaho Department of Health and Welfare Project Filter Idaho Meth Project Idaho Drug Free Youth District V Alcohol Project Local coalitions	
A website or other public source exists to describe committee activities URL or other means of access: http://www.odp.idaho.gov	Yes

Underage Drinking Reports	
State has prepared a plan for preventing underage drinking in the last 3 years Prepared by: Strategic State Prevention Planning Committee Plan can be accessed via: Plan is in progress.	Yes
State has prepared a report on preventing underage drinking in the last 3 years Prepared by: Idaho Department of Juvenile Corrections Plan can be accessed via: The report is part of the annual EUDL application process.	Yes
Additional Clarification	
None given	

State Expenditures for the Prevention of Underage Drinking	
Compliance checks/decoy operations in retail outlets:	
Estimate of state funds expended	No data
Estimate based on the 12 months ending	No data
Checkpoints and saturation patrols:	
Estimate of state funds expended	Data unavailable
Estimate based on the 12 months ending	Data unavailable
Community-based programs to prevent underage drinking:	
Estimate of state funds expended	Data unavailable
Estimate based on the 12 months ending	Data unavailable
K–12 school-based programs to prevent underage drinking:	
Estimate of state funds expended	Data unavailable
Estimate based on the 12 months ending	Data unavailable
Programs targeted to institutes of higher learning:	
Estimate of state funds expended	Data unavailable
Estimate based on the 12 months ending	Data unavailable
Programs that target youth in the juvenile justice system:	
Estimate of state funds expended	Data unavailable
Estimate based on the 12 months ending	Data unavailable
Programs that target youth in the child welfare system:	
Estimate of state funds expended	Data unavailable
Estimate based on the 12 months ending	Data unavailable

Other programs:	
Programs or strategies included: Department of Health and Welfare campaign to reduce underage drinking	
Estimate of state funds expended	$50,000
Estimate based on the 12 months ending	06/30/2012

Funds Dedicated to Underage Drinking

State derives funds dedicated to underage drinking from the following revenue streams:	
Taxes	No
Fines	No
Fees	No
Other	No data

Description of funding streams and how they are used:

This revenue goes largely into the general funds and is then reallocated; therefore, the funds reach programs aimed at reducing underage drinking in an indirect way.

Additional Clarification

Additional answer to "Other programs" above: Enforcing Underage Drinking Laws program. The EUDL program provides funding to other state agencies and to local organizations (through a minigrant process) to reduce underage drinking. Strategies include enforcement, education, and task force development. Recipients include Alcohol Beverage Control, the state film library, the Idaho College Health Coalition, the Community Coalitions of Idaho, local law enforcement agencies, and local community coalitions. The funding of $354,000 is received by the Idaho Department of Juvenile Corrections and coordinated with other OJJDP funding.

Additional comment: It is difficult to identify purely underage drinking funding to community-based, school-based, and other systems, as the money may be distributed to them by the state for a multitude of purposes.

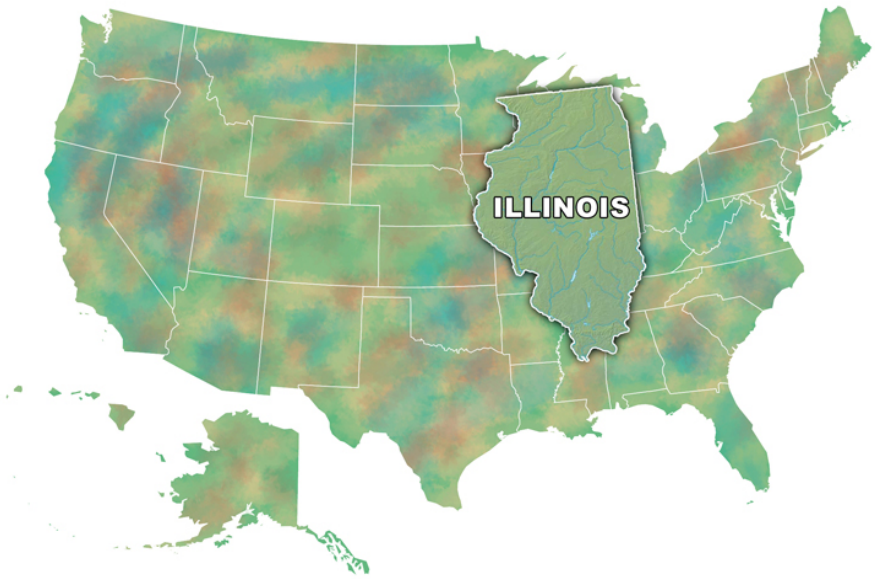

Illinois

State Profile and Underage Drinking Facts*

State Population: 12,869,259
Population Ages 12–20: 1,641,000

	Percentage	Number
Ages 12–20		
Past-Month Alcohol Use	27.5	452,000
Past-Month Binge Alcohol Use	18.9	310,000
Ages 12–14		
Past-Month Alcohol Use	4.8	24,000
Past-Month Binge Alcohol Use	2.3	12,000
Ages 15–17		
Past-Month Alcohol Use	22.8	126,000
Past-Month Binge Alcohol Use	14.9	83,000
Ages 18–20		
Past-Month Alcohol Use	51.9	301,000
Past-Month Binge Alcohol Use	37.2	216,000
Alcohol-Attributable Deaths (under 21)		211
Years of Potential Life Lost (under 21)		12,600
	Percentage of All Traffic Fatalities	**Number**
Traffic Fatalities, 15- to 20-Year-Old Drivers with BAC > 0.01	17.0	26

* See Appendix C for data sources.

Laws Addressing Minors in Possession of Alcohol

Underage Possession of Alcohol

Possession is prohibited with the following exception(s):

- Parent/guardian

Underage Consumption of Alcohol

Consumption is prohibited with the following exception(s):

- Private residence AND
- Parent/guardian

Internal Possession by Minors

Internal possession is not explicitly prohibited.

Underage Purchase of Alcohol

Purchase is prohibited, but youth may purchase for law enforcement purposes.

False Identification for Obtaining Alcohol

Provision(s) Targeting Minors

- Use of a false ID to obtain alcohol is a criminal offense.
- Penalty may include driver's license suspension through an administrative procedure.

Provision(s) Targeting Suppliers

- It is a criminal offense to lend, transfer, or sell a false ID.
- It is a criminal offense to manufacture or distribute a false ID.

Provisions Targeting Retailers

- Licenses for drivers under age 21 are easily distinguishable from those for drivers age 21 and older.
- Specific affirmative defense—the retailer inspected the false ID and came to a reasonable conclusion based on its appearance that it was valid.

Laws Targeting Underage Drinking and Driving

BAC Limits: Youth (Underage Operators of Noncommercial Motor Vehicles)

- BAC limit: 0.00
- Any detectable alcohol in the blood is per se (conclusive) evidence of a violation
- Applies to drivers under age 21

Loss of Driving Privileges for Alcohol Violations by Minors ("Use/Lose Laws")

Use/lose penalties apply to minors under age 21.

Type(s) of Violation Leading to Driver's License Suspension, Revocation, or Denial

- Underage purchase
- Underage possession
- Underage consumption

Authority To Impose Driver's License Sanction
- Mandatory

Length of Suspension/Revocation
- 180 days

Graduated Driver's License

Learner Stage
- Minimum entry age: 15
- Minimum learner stage period: 9 months
- Minimum supervised driving requirement: 50 hours—10 of which must be at night

Intermediate Stage
- Minimum age: 16
- Unsupervised night driving
  - Prohibited after: 10 p.m.—11 p.m. on Friday and Saturday
  - Primary enforcement of the night-driving rule
- Passenger restrictions exist: No more than one passenger under 20, except for siblings and children
  - Primary enforcement of the passenger-restriction rule

License Stage
- Minimum age to lift restrictions: 18—passenger restrictions expire 12 months after issuance of license; unsupervised night-driving restrictions remain until age 18.

Laws Targeting Alcohol Suppliers

Furnishing Alcohol to Minors

Furnishing is prohibited—no explicit exceptions noted in the law

Compliance Check Protocols

Age of Decoy
- Minimum: Not specified
- Maximum: Not specified

Appearance Requirements
- Age-appropriate dress
- No clothing with alcohol logos
- Female: No heavy makeup, excessive jewelry, wedding bands, or suggestive clothing

ID Possession
- Required

Verbal Exaggeration of Age
- Prohibited

Decoy Training
- Mandated

Penalty Guidelines for Sales to Minors

- Time period/conditions: Not specified
- First offense: $500 fine
- Second offense: $2,500 fine and 3-day suspension
- Third offense: $10,000 fine and 10-day suspension
- Fourth offense: License revocation

Note: Mitigating and/or aggravating circumstances may be considered.

Responsible Beverage Service

Voluntary Beverage Service Training

- Applies to both on-sale and off-sale establishments.
- The law does not specify new or existing outlets.

Minimum Ages for Off-Premises Sellers

- Beer: 18
- Wine: 18
- Spirits: 18

Minimum Ages for On-Premises Sellers

- Beer: 18 for both servers and bartenders
- Wine: 18 for both servers and bartenders
- Spirits: 18 for both servers and bartenders

Distance Limitations for New Alcohol Outlets Near Universities and Schools

Colleges and Universities

No distance limitation

Primary and Secondary Schools

Prohibitions against outlet siting:

- Off-premises outlets: Yes—within 100 feet
- On-premises outlets: Yes—within 100 feet
- Alcohol products: Beer, wine, spirits

Note: Exceptions are (1) hotels with restaurant service, regularly organized clubs, certain restaurants; (2) food shops and other places where alcohol sales is not principal business and location is not a municipality of more than 500,000 persons.

Dram Shop Liability

Statutory liability exists subject to the following conditions:

- Limitations on damages: Injured parties: $62,961.47 per person. Families of injured parties (for loss of means of support): $76,952.91.

Note: The dram shop statute requires the Illinois Comptroller to determine each year the liability limits for causes brought under the statute in accordance with the consumer price index during the preceding 12 months. See Illinois Comptroller, Dram Shop Liability Limits, on State of Illinois website.

Social Host Liability Laws

There is no statutory liability.

Host Party Laws

Law Applicable to Parties in Residences

Social host law is not specifically limited to underage drinking parties.

- Action by underage guest that triggers violation: Consumption
- Property type(s) covered by liability law: Residence
- Standard for hosts' knowledge or action regarding the party: Knowledge—host must have actual knowledge of the occurrence
- Exception(s): Family

Law Applicable to Parties in Other Locations

Social host law is not specifically limited to underage drinking parties.

- Action by underage guest that triggers violation: Consumption
- Property type(s) covered by liability law: Other
- Standard for hosts' knowledge or action regarding the party: Overt act—host must have actual knowledge and commit an act that contributes to the occurrence.

Note: A person commits a social host offense by renting a hotel or motel room for the purpose of or with the knowledge that such room be used for the consumption of alcoholic liquor by underage persons.

Retailer Interstate Shipments of Alcohol

Retailer interstate shipments are prohibited for all types of beverages.

Direct Sales/Shipments of Alcohol by Producers

Direct sales/shipments from producers to consumers are permitted for wine with the following restrictions:

Age Verification Requirements: None

State Approval/Permit Requirements

- Producer/shipper must obtain state permit.

Reporting Requirements

- Producer must record/report purchaser's name.
- Common carrier must record/report purchaser's name.

Shipping Label Statement Requirements

- Contains alcohol
- Recipient must be 21

Keg Registration

Registration not required

Alcohol Pricing Policies

Home Delivery

- Beer: Permitted
- Wine: Permitted
- Spirits: Permitted

Alcohol Tax

- Beer (5 percent alcohol): Specific excise tax is $0.23 per gallon.
- Wine (12 percent alcohol): Specific excise tax is $1.39 per gallon.
- Spirits (40 percent alcohol): Specific excise tax is $8.55 per gallon
  - $1.39 per gallon for alcohol content of more than 14 percent and less than 20 percent

Drink Specials

- Free beverages: Prohibited
- Multiple servings at one time: Prohibited
- Multiple servings for same price as single serving: Not prohibited
- Reduced price at specified day or time: Prohibited
- Unlimited beverages: Prohibited
- Increased volume: Prohibited

Wholesale Pricing

Pricing restrictions exist.

Beer (5 percent alcohol)

- Retailer credit: Restricted—30 days maximum

Wine (12 percent alcohol)

- Retailer credit: Restricted—30 days maximum

Spirits (40 percent alcohol)

- Retailer credit: Restricted—30 days maximum

Illinois State Survey Responses

State Agency Information	
Agency with primary responsibility for enforcing underage drinking laws:	
No one agency has primary responsibility for enforcement of underage drinking laws.	
Methods by which local and state enforcement agencies coordinate their efforts to enforce laws prohibiting underage drinking:	
No data	
Enforcement Strategies	
State law enforcement agencies use:	
Cops in Shops	No
Shoulder Tap Operations	No
Party Patrol Operations or Programs	Yes
Underage Alcohol–Related Fatality Investigations	No
Local law enforcement agencies use:	
Cops in Shops	Yes
Shoulder Tap Operations	Yes
Party Patrol Operations or Programs	Yes
Underage Alcohol–Related Fatality Investigations	Yes
State has a program to investigate and enforce direct sales/shipment laws	Unknown
Primary state agency responsible for enforcing laws addressing direct sales/shipments of alcohol to minors	No data
Such laws are also enforced by local law enforcement agencies	No data
Enforcement Statistics	
State collects data on the number of minors found in possession	No
Number of minors found in possession[1] by state law enforcement agencies	Data not collected
Number pertains to the 12 months ending	Data not collected
Data include arrests/citations issued by local law enforcement agencies	Data not collected.
State conducts underage compliance checks/decoy operations[2] to determine if alcohol retailers are complying with laws prohibiting sales to minors	Yes
Data are collected on these activities	Yes
Number of licensees checked for compliance by state agencies	1,349
Number of licensees that failed state compliance checks	315
Numbers pertain to the 12 months ending	06/30/2011
Local agencies conduct underage compliance checks/decoy operations to determine if alcohol retailers are complying with laws prohibiting sales to minors	Yes
Data are collected on these activities	No
Number of licensees checked for compliance by local agencies	Data not collected
Number of licensees that failed local compliance checks	Data not collected
Numbers pertain to the 12 months ending	Data not collected
Sanctions	
State collects data on fines imposed on retail establishments that furnish minors	Yes
Number of fines imposed by the state[3]	No data
Total amount in fines across all licensees	$279,500
Numbers pertain to the 12 months ending	06/30/2011
State collects data on license suspensions imposed on retail establishments specifically for furnishing minors	Yes
Number of suspensions imposed by the state[4]	No data
Total days of suspensions across all licensees	331
Numbers pertain to the 12 months ending	06/30/2011
State collects data on license revocations imposed on retail establishments specifically for furnishing minors	Yes
Number of license revocations imposed[5]	5
Numbers pertain to the 12 months ending	06/30/2011

Additional Clarification
None given

[1] Or having consumed or purchased per state statutes.
[2] Underage compliance checks/decoy operations to determine whether alcohol retailers are complying with laws prohibiting sales to minors.
[3] Does not include fines imposed by local agencies.
[4] Does not include suspensions imposed by local agencies.
[5] Does not include revocations imposed by local agencies.

Underage Drinking Prevention Programs Operated or Funded by the State: Programs SPECIFIC TO Underage Drinking	
Enforcing Underage Drinking Laws (EUDL) – Block Grant	
Number of youth served	No data
Number of parents served	No data
Number of caregivers served	No data
Numbers pertain to the 12 months ending	No data
Program has been evaluated	No data
Evaluation report is available	No data
URL for evaluation report:	Not applicable
URL for more program information:	Not applicable
Program description: The EUDL Block Grant provides funds to support the enforcement of state laws prohibiting the sale of alcoholic beverages to minors and to prevent the purchase or consumption of alcoholic beverages by minors.	
Partnerships for Success	
Number of youth served	No data
Number of parents served	No data
Number of caregivers served	No data
Numbers pertain to the 12 months ending	No data
Program has been evaluated	No data
Evaluation report is available	No data
URL for evaluation report:	Not applicable
URL for more program information:	Not applicable
Program description: The Partnerships for Success program is designed to address gaps in prevention services and to increase the ability of Illinois to help specific populations or geographic areas with serious, emerging substance abuse problems. The goals of the project are to use a data-driven process to leverage existing prevention dollars and to reduce underage drinking at the state level. Illinois is partnering with 20 subrecipient community coalitions to meet those targets. Subrecipient communities will implement at least two evidence-based environmental programs, policies, and practices guided by the five steps of the strategic prevention framework (SPF).	
Enforcing Underage Drinking Laws—College Discretionary Initiative	
Number of youth served	No data
Number of parents served	No data
Number of caregivers served	No data
Numbers pertain to the 12 months ending	No data
Program has been evaluated	No data
Evaluation report is available	No data
URL for evaluation report:	Not applicable
URL for more program information:	Not applicable
Program description: The EUDL College Discretionary Initiative is designed to reduce underage drinking on campuses and in selected communities by systematically implementing environmental strategies that increase the enforcement of underage drinking laws and enhance research-based prevention planning	

and programming with a special emphasis on underage drinking among college students. Two subrecipients are funded by this initiative.

Underage Drinking Prevention Programs Operated or Funded by the State: Programs RELATED TO Underage Drinking

Comprehensive Grant Program

URL for more program information: No data

Program description: The Comprehensive Grant Programs supports approximately 100 providers in the delivery of services that are designed to reduce alcohol, tobacco, and drug use among youth ages 10 through 17. The direct services include the following approaches:

- Youth prevention education.
- Parent/family education
- Tutoring
- Mentoring
- Technical assistance for student assistance programming
- Communication campaigns
- Strategic prevention framework and public policy for alcohol, tobacco, and drug prevention

Statewide Grant Programs

URL for more program information: No data

Program description: The Statewide Grant Programs address unique populations or geographic areas throughout Illinois. These programs target businesses (promoting the adoption of policies and practices that support a drug-free workplace), institutions of higher education, and high school students (developing leadership skills to address alcohol, tobacco, and drugs).

Additional Information Related to Underage Drinking Prevention Programs

State collaborates with federally recognized Tribal governments in the prevention of underage drinking — No recognized Tribal governments

Description of collaboration: Not applicable

State has programs to measure and/or reduce youth exposure to alcohol advertising and marketing — No

Program description: Not applicable

State has adopted or developed best practice standards for underage drinking prevention programs — Yes

Best practice standards description: The state requires the use of evidence-based programs, practices, and policies. In Illinois, evidence-based standards are also promoted. For example, if a community-based provider proposed an underage drinking communication campaign, the provider would be expected to address all of the standards for communication campaigns. To review standards for communication campaigns, visit http://www.cprd.illinois.edu/files/ResearchBrief_CommCampaigns_2009.pdf and see pages 18-19.

Evidence-based standards exist for the following approaches:

- Social norms and communication campaigns
- Mentoring
- Tutoring
- Parent/family education
- Youth prevention education
- Strategic prevention framework
- Public policy
- Technical assistance to student assistance programs

Additional Clarification

None given

State Interagency Collaboration	
A state-level interagency governmental body/committee exists to coordinate or address underage drinking prevention activities	No
Committee contact information: Not applicable	
Agencies/organizations represented on the committee: Not applicable	
A website or other public source exists to describe committee activities	Not applicable

Underage Drinking Reports	
State has prepared a plan for preventing underage drinking in the last 3 years	No
Prepared by: Department of Human Services, Bureau of Community-Based and Primary Prevention, Substance Abuse Prevention Program Plan can be accessed via: No data	
State has prepared a report on preventing underage drinking in the last 3 years	Yes
Prepared by: The state published "How Illinois' SPF Grant Improved Data Access and Quality for State and Local Users" Plan can be accessed via: http://www.cprd.illinois.edu/files/How_IL_Improved_Data_2010.pdf	
Additional Clarification	
The plan developed is associated with the Strategic Prevention Framework State Incentive Grant (SPF SIG) program.	

State Expenditures for the Prevention of Underage Drinking	
Compliance checks/decoy operations in retail outlets:	
Estimate of state funds expended	No data
Estimate based on the 12 months ending	No data
Checkpoints and saturation patrols:	
Estimate of state funds expended	No data
Estimate based on the 12 months ending	No data
Community-based programs to prevent underage drinking:	
Estimate of state funds expended	$5,920,165
Estimate based on the 12 months ending	06/30/2011
K–12 school-based programs to prevent underage drinking:	
Estimate of state funds expended	Data not available
Estimate based on the 12 months ending	Data not available
Programs targeted to institutes of higher learning:	
Estimate of state funds expended	Data not available
Estimate based on the 12 months ending	Data not available
Programs that target youth in the juvenile justice system:	
Estimate of state funds expended	Data not available
Estimate based on the 12 months ending	Data not available
Programs that target youth in the child welfare system:	
Estimate of state funds expended	Data not available
Estimate based on the 12 months ending	Data not available
Other programs:.	
Programs or strategies included:	No data
Estimate of state funds expended	Not applicable
Estimate based on the 12 months ending	Not applicable

Funds Dedicated to Underage Drinking	
State derives funds dedicated to underage drinking from the following revenue streams:	
Taxes	Yes
Fines	No
Fees	Yes
Other	No data
Description of funding streams and how they are used:	
Illinois Liquor Control Commission collects alcohol license fees and a portion of the fees is used to support substance abuse prevetion services. Taxes: The Substance Abuse Prevention Progam is supported by General Revenue funds	
Additional Clarification	
None given	

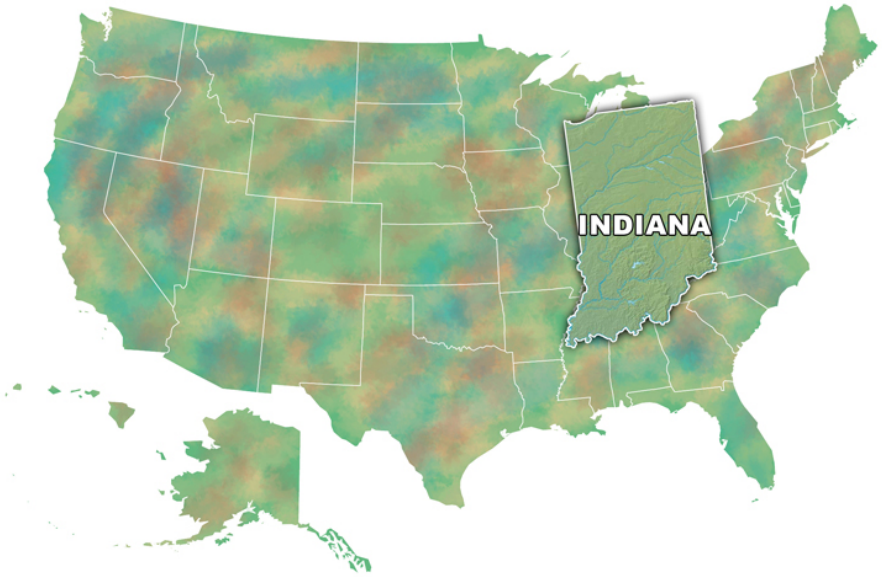

Indiana

State Profile and Underage Drinking Facts*

State Population: 6,516,922
Population Ages 12–20: 826,000

	Percentage	Number
Ages 12–20		
Past-Month Alcohol Use	22.7	188,000
Past-Month Binge Alcohol Use	15.7	130,000
Ages 12–14		
Past-Month Alcohol Use	4.8	12,000
Past-Month Binge Alcohol Use	1.5	4,000
Ages 15–17		
Past-Month Alcohol Use	19.3	53,000
Past-Month Binge Alcohol Use	13.5	37,000
Ages 18–20		
Past-Month Alcohol Use	41.4	122,000
Past-Month Binge Alcohol Use	30.1	89,000
Alcohol-Attributable Deaths (under 21)		102
Years of Potential Life Lost (under 21)		6,130

	Percentage of All Traffic Fatalities	Number
Traffic Fatalities, 15- to 20-Year-Old Drivers with BAC > 0.01	12.0	16

* See Appendix C for data sources.

Laws Addressing Minors in Possession of Alcohol

Underage Possession of Alcohol

Possession is prohibited—no explicit exceptions noted in the law.

Underage Consumption of Alcohol

Consumption is prohibited—no explicit exceptions noted in the law.

Internal Possession by Minors

Internal possession is not explicitly prohibited.

Underage Purchase of Alcohol

Purchase is not prohibited.

Note: Indiana does not have a statute that specifically prohibits purchase, but it does prohibit purchasing or attempting to purchase alcohol in connection with making a false statement or using false evidence of majority or identity, except that youth may purchase for law enforcement purposes.

False Identification for Obtaining Alcohol

Provision(s) Targeting Minors

- Use of a false ID to obtain alcohol is a criminal offense.
- Penalty may include driver's license suspension through a judicial procedure.

Provision(s) Targeting Suppliers

- It is a criminal offense to lend, transfer, or sell a false ID.

Provisions Targeting Retailers

- Licenses for drivers under age 21 are easily distinguishable from those for drivers age 21 and older.
- General affirmative defense—the retailer came to a good faith or reasonable decision that the purchaser was 21 years or older; inspection of an identification card not required.

Laws Targeting Underage Drinking and Driving

BAC Limits: Youth (Underage Operators of Noncommercial Motor Vehicles)

- BAC limit: 0.02
- BAC level at or above the limit is per se (conclusive) evidence of a violation
- Applies to drivers under age 21

Loss of Driving Privileges for Alcohol Violations by Minors ("Use/Lose Laws")

Use/lose penalties apply to minors under age 21.

Type(s) of Violation Leading to Driver's License Suspension, Revocation, or Denial

- Underage purchase
- Underage possession

Authority To Impose Driver's License Sanction
- Mandatory

Length of Suspension/Revocation
- Minimum: 90 days
- Maximum: 365 days

Graduated Driver's License

Learner Stage
- Minimum entry age: 15
- Minimum learner stage period: 6 months
- Minimum supervised driving requirement: 50 hours—10 of which must be at night

Intermediate Stage
- Minimum age: 16 years, 6 months—16 years, 9 months without driver education
- Unsupervised night driving
  - Prohibited after: 10 p.m.—first 180 days, 10 p.m.; then, 11 p.m. Sunday through Friday and 1 a.m. on Saturday and Sunday
  - Primary enforcement of the night-driving rule
- Passenger restrictions exist: No passengers except immediate family, unless accompanied by parent or a licensed driver at least 21 years old
  - Primary enforcement of the passenger-restriction rule

License Stage
- Minimum age to lift restrictions: 18—passenger restrictions expire 180 days after issuance of intermediate license; unsupervised night-driving restrictions remain until age 18.

Laws Targeting Alcohol Suppliers

Furnishing Alcohol to Minors

Furnishing is prohibited—no explicit exceptions noted in the law.

Compliance Check Protocols

Age of Decoy
- Minimum: 18
- Maximum: 20.75

Appearance Requirements
- Age-appropriate dress and grooming

ID Possession
- Prohibited

Verbal Exaggeration of Age
- Prohibited

Decoy Training
- Mandated

Penalty Guidelines for Sales to Minors

Time period/conditions: No guidelines provided

Responsible Beverage Service

Mandatory Beverage Service Training for Licensees, Managers, Servers

- Applies to both on-sale and off-sale establishments
- Applies to both new and existing outlets

Minimum Ages for Off-Premises Sellers

- Beer: 19
- Wine: 19
- Spirits: 19

Condition(s) That Must Be Met in order for an Underage Person To Sell Alcoholic Beverages

- Manager/supervisor is present.

Minimum Ages for On-Premises Sellers

- Beer: 19 for servers and 21 for bartenders
- Wine: 19 for servers and 21 for bartenders
- Spirits: 19 for servers and 21 for bartenders

Condition(s) That Must Be Met in order for an Underage Person To Sell Alcoholic Beverages

- Manager/supervisor is present.

Distance Limitations for New Alcohol Outlets Near Universities and Schools

Colleges and Universities

No distance limitation

Primary and Secondary Schools

Prohibitions against outlet siting:

- Off-premises outlets: Yes—within 200 feet
- On-premises outlets: Yes—within 200 feet
- Alcohol products: Beer, wine, spirits

Note: Exceptions are (1) restaurants in historic places or districts; (2) shopping malls and city markets; and (3) if school does not object, grocery or drug store.

Dram Shop Liability

Statutory liability exists subject to the following conditions:

- Limitations on elements/standards of proof: Knowledge of visible intoxication

Social Host Liability Laws

Statutory liability exists subject to the following conditions:

- Limitations on elements/standards of proof: Knowledge of visible intoxication.

Host Party Laws

No state-imposed liability for hosting underage drinking parties

Retailer Interstate Shipments of Alcohol

Retailer interstate shipments are prohibited for all types of beverages.

Direct Sales/Shipments of Alcohol by Producers

- Direct sales/shipments from producers to consumers are permitted for wine with the following restrictions:
- Consumer must make at least one trip to producer's place of business to verify age before any direct shipments are permitted.

Age Verification Requirements

- Producer must verify age of purchaser.
- Common carrier must verify age of recipient.

State Approval/Permit Requirements

- Producer/shipper must obtain state permit.
- State must approve common carrier.

Reporting Requirements

- Producer must record/report purchaser's name.

Shipping Label Statement Requirements

- Contains alcohol
- Recipient must be 21

Note: Brewers who manufacture not more than 30,000 barrels of beer in a single calendar year may ship up to one half barrel of beer directly to Indiana consumers without being subject to the restrictions placed on wine shipments.

Keg Registration

- Keg definition: At least 7¾ gallons
- Prohibited: Possessing an unregistered, unlabeled keg—maximum fine/jail: $1,000
- Purchaser information collected:
  - Purchaser's name and address
  - Verified by a government-issued ID
- Warning information to purchaser: Not required
- Deposit: Not required
- Provisions do not specifically address disposable kegs.

Alcohol Pricing Policies

Home Delivery

- Beer: Permitted—6¾ to 15¾ gallons in a single transaction depending on the type of retail license
- Wine: Permitted
- Spirits: Permitted—4 to 12 quarts in a single transaction depending on the type of retail license

Alcohol Tax

- Beer (5 percent alcohol): Specific excise tax is $0.12 per gallon.
- Wine (12 percent alcohol): Specific excise tax is $0.47 per gallon.
- Spirits (40 percent alcohol): Specific excise tax is $2.68 per gallon.

Drink Specials

- Free beverages: Not prohibited
- Multiple servings at one time: Prohibited
- Multiple servings for same price as single serving: Prohibited
- Reduced price at specified day or time: Prohibited
- Unlimited beverages: Not prohibited
- Increased volume: Not prohibited

Wholesale Pricing

Pricing restrictions exist.

Beer (5 percent alcohol)

- Price posting requirements: Post—all prices, discounts, or allowances offered by wholesalers shall be disseminated to customers in such a manner and for such a period of time to ensure that customers are afforded reasonable opportunity to secure the discount. For dissemination purposes, the customer is anyone the wholesaler had sold alcoholic beverages to within the last 30 days. For the purposes of this rule, a reasonable opportunity to secure the discount shall be presumed when offer is extended for not less than 7 days after dissemination of the price list.
- Retailer credit: Not permitted

Wine (12 percent alcohol)

- Price posting requirements: Post—all prices, discounts, or allowances offered by wholesalers shall be disseminated to customers in such a manner and for such a period of time to insure that customers are afforded reasonable opportunity to secure the discount. For dissemination purposes, the customer is anyone the wholesaler had sold alcoholic beverages to within the last 30 days. For the purposes of this rule, a reasonable opportunity to secure the discount shall be presumed when offer is extended for not less than 7 days after dissemination of the price list.
- Retailer credit: Restricted—15 days maximum

Spirits (40 percent alcohol)

- Price posting requirements: Post—all prices, discounts, or allowances offered by wholesalers shall be disseminated to customers in such a manner and for such a period of time to insure that customers are afforded reasonable opportunity to secure the discount. For dissemination purposes, the customer is anyone the wholesaler had sold alcoholic beverages to within the last 30 days. For the purposes of this rule, a reasonable opportunity to secure the discount shall be presumed when offer is extended for not less than 7 days after dissemination of the price list.
- Retailer credit: Restricted—15 days maximum

Indiana State Survey Responses

State Agency Information	
Agency with primary responsibility for enforcing underage drinking laws:	
Indiana State Excise Police	
Methods by which local and state enforcement agencies coordinate their efforts to enforce laws prohibiting underage drinking:	
State Excise Police provide training to local law enforcement on compliance checks and enforcement. The State Excise Police are the primary agency responsible for enforcement. However, local police do participate in enforcement activities subject to the availability of funds, which are typically provided by the Local Coordinating Councils (LCCs).	
Enforcement Strategies	
State law enforcement agencies use:	
Cops in Shops	Yes
Shoulder Tap Operations	No
Party Patrol Operations or Programs	No
Underage Alcohol–Related Fatality Investigations	Yes
Local law enforcement agencies use:	
Cops in Shops	No
Shoulder Tap Operations	Yes
Party Patrol Operations or Programs	Yes
Underage Alcohol–Related Fatality Investigations	Yes
State has a program to investigate and enforce direct sales/shipment laws	Unknown
Primary state agency responsible for enforcing laws addressing direct sales/shipments of alcohol to minors	No data
Such laws are also enforced by local law enforcement agencies	Unknown
Enforcement Statistics	
State collects data on the number of minors found in possession	Yes
Number of minors found in possession by state law enforcement agencies	2315
Number pertains to the 12 months ending	12/31/2011
Data include arrests/citations issued by local law enforcement agencies	No
State conducts underage compliance checks/decoy operations[2] to determine if alcohol retailers are complying with laws prohibiting sales to minors	Yes
Data are collected on these activities	Yes
Number of licensees checked for compliance by state agencies	11,977
Number of licensees that failed state compliance checks	603
Numbers pertain to the 12 months ending	12/31/2011
Local agencies conduct underage compliance checks/decoy operations to determine if alcohol retailers are complying with laws prohibiting sales to minors	Yes
Data are collected on these activities	No
Number of licensees checked for compliance by local agencies	Data not collected
Number of licensees that failed local compliance checks	Data not collected
Numbers pertain to the 12 months ending	Data not collected
Sanctions	
State collects data on fines imposed on retail establishments that furnish minors	Yes
Number of fines imposed by the state[3]	No data
Total amount in fines across all licensees	No data
Numbers pertain to the 12 months ending	No data
State collects data on license suspensions imposed on retail establishments specifically for furnishing minors	Yes
Number of suspensions imposed by the state[4]	No data
Total days of suspensions across all licensees	No data
Numbers pertain to the 12 months ending	No data

State collects data on license revocations imposed on retail establishments specifically for furnishing minors	Yes
Number of license revocations imposed[5]	No data
Numbers pertain to the 12 months ending	No data

Additional Clarification

None given

[1] Or having consumed or purchased per state statutes.
[2] Underage compliance checks/decoy operations to determine whether alcohol retailers are complying with laws prohibiting sales to minors.
[3] Does not include fines imposed by local agencies.
[4] Does not include suspensions imposed by local agencies.
[5] Does not include revocations imposed by local agencies.

Underage Drinking Prevention Programs Operated or Funded by the State: Programs SPECIFIC TO Underage Drinking

Indiana Coalition to Reduce Underage Drinking (ICRUD)

Number of youth served	No data
Number of parents served	No data
Number of caregivers served	No data
Numbers pertain to the 12 months ending	No data
Program has been evaluated	Yes
Evaluation report is available	No
URL for evaluation report:	Not applicable
URL for more program information:	http://www.icrud.org/about

Program description: ICRUD is a program of Mental Health America of Indiana. The Coalition's mission is to create healthier and safer environments by reducing the accessibility and availability of alcohol to underage persons. It aims to reduce youth access to alcohol by educating policymakers and the public about underage drinking and advocating for effective alcohol policies and laws. The Coalition believes that all young people have the right to live and learn in environments that do not promote, condone, or allow underage drinking.

Underage Drinking Prevention Programs Operated or Funded by the State: Programs RELATED TO Underage Drinking

None

URL for more program information: Not applicable

Additional Information Related to Underage Drinking Prevention Programs

State collaborates with federally recognized Tribal governments in the prevention of underage drinking	No (see additional clarification below)
Description of collaboration: Not applicable	
State has programs to measure and/or reduce youth exposure to alcohol advertising and marketing	No
Program description: Not applicable	
State has adopted or developed best practice standards for underage drinking prevention programs	No
Best practice standards description: Not applicable	

Additional Clarification

The total American Indian/Alaskan Native population in Indiana is 0.3 percent, a portion of which is the Miami Nation of Indiana. The Miamis are not a federally recognized Tribe. Legislation was introduced in the 2011 session of the Indiana General Assembly to confer state recognition on the Miami Nation, but the bill died in committee without receiving a hearing. The Pokagon Band of Potawatomi Indians is a federally recognized Tribe of 3,150 members. The land held by the Tribe in federal trust is all located in Michigan, and the Tribal government is located in Dowagiac, Michigan. The Tribe considers the

Pokagon Homeland to be four counties in southwest Michigan and six counties in northwest Indiana (LaPorte, St. Joseph, Elkhart, Starke, Marshall, and Kosciusko). The Pokagon own and operate the Four Winds Casino Resort in New Buffalo, Michigan, and the new Four Winds Hartford, which opened in 2011. The Pokagon Band Behavioral Health Services is licensed by the State of Michigan to provide outpatient counseling for mental health and substance abuse.

Because the Tribal government and services are based in Michigan, the Indiana Division of Mental Health and Addiction (DMHA) has not had a relationship with the Pokagon Band of Potawatomi Indians. However, DMHA is identifying a contact in the Pokagon Tribal government to ascertain the Tribe's willingness to consult in the ongoing development of the Substance Abuse Prevention and Treatment (SAPT) Block Grant plan. This could also include invitations to participate as a member of the State Epidemiological Outcomes Workgroup (SEOW) or the Mental Health and Addiction Planning and Advisory Council (MHAPAC).

State Interagency Collaboration	
A state-level interagency governmental body/committee exists to coordinate or address underage drinking prevention activities	No
Committee contact information: Not applicable	
Agencies/organizations represented on the committee: Not applicable	
A website or other public source exists to describe committee activities URL or other means of access: Not applicable	Not applicable

Underage Drinking Reports	
State has prepared a plan for preventing underage drinking in the last 3 years Prepared by: Not applicable Plan can be accessed via: Not applicable	No
State has prepared a report on preventing underage drinking in the last 3 years Prepared by: Not applicable Plan can be accessed via: Not applicable	No

Additional Clarification
None given

State Expenditures for the Prevention of Underage Drinking	
Compliance checks/decoy operations in retail outlets:	
Estimate of state funds expended	No data
Estimate based on the 12 months ending	No data
Checkpoints and saturation patrols:	
Estimate of state funds expended	No data
Estimate based on the 12 months ending	No data
Community-based programs to prevent underage drinking:	
Estimate of state funds expended	$70,000
Estimate based on the 12 months ending	12/31/2011

K–12 school-based programs to prevent underage drinking:	
Estimate of state funds expended	Data not available
Estimate based on the 12 months ending	Data not available

Programs targeted to institutes of higher learning:	
Estimate of state funds expended	$100,000
Estimate based on the 12 months ending	12/31/2011
Programs that target youth in the juvenile justice system:	
Estimate of state funds expended	Data not available
Estimate based on the 12 months ending	Data not available
Programs that target youth in the child welfare system:	
Estimate of state funds expended	Data not available
Estimate based on the 12 months ending	Data not available
Other programs:	
Programs or strategies included: Underage Drinking Prevention Component of Afternoons ROCK	
Estimate of state funds expended	$250,000
Estimate based on the 12 months ending	12/31/2011

Funds Dedicated to Underage Drinking

State derives funds dedicated to underage drinking from the following revenue streams:	
Taxes	No
Fines	Yes
Fees	No
Other	No data

Description of funding streams and how they are used:

Fines and forfeitures collected for alcohol- or drug-related offenses are given to coalitions in all 92 counties for alcohol and drug prevention efforts. As each county is given a different allotment based on the amount of fines collected in their county, and each coalition provides grant funding to various agencies and priorities in their count, it is difficult to determine the exact amount being spent solely on underage drinking prevention from these funds. Typically, these funds go to multiple initiatives or programs targeting multiple areas.

Additional Clarification

The State of Indiana funds the Indiana Coalition to Reduce Underage Drinking and the Indiana Collegiate Action Network, whose sole focus is alcohol prevention activities. As underage drinking is their sole focus it is easy to determine what activities occur and how funds are being spent. However, the Governor's Commission also funds Local Coordinating Councils (LCCs) to do community-level prevention work. As the Governor's Commission has not had a stringent process to collect data or determine how funds are being spent, it is difficult to determine how much of the funding the LCCs receive is going toward underage drinking prevention. Family Subsistence Supplemental Allowance (FSSA) also funds afterschool prevention programs that have an alcohol prevention component; again, as billing is done for the entire cohort of the program, it is difficult to determine the exact figure spent on those activities. The number represented in the survey is the best estimate based on average attendance figures.

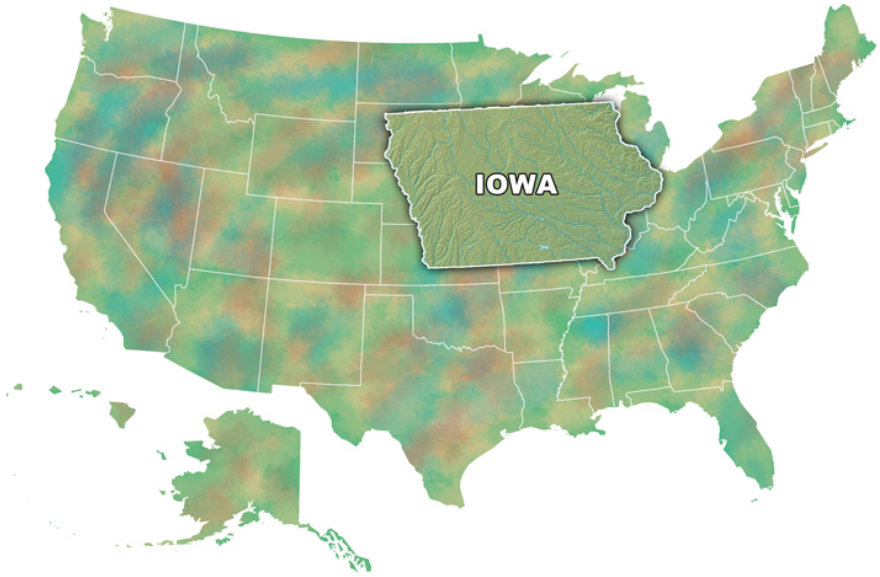

Iowa

State Profile and Underage Drinking Facts*

State Population: 3,062,309
Population Ages 12–20: 370,000

	Percentage	Number
Ages 12–20		
Past-Month Alcohol Use	30.1	112,000
Past-Month Binge Alcohol Use	21.7	80,000
Ages 12–14		
Past-Month Alcohol Use	8.0	9,000
Past-Month Binge Alcohol Use	3.4	4,000
Ages 15–17		
Past-Month Alcohol Use	25.0	31,000
Past-Month Binge Alcohol Use	17.7	000
Ages 18–20		
Past-Month Alcohol Use	54.1	71,000
Past-Month Binge Alcohol Use	41.2	54,000
Alcohol-Attributable Deaths (under 21)		36
Years of Potential Life Lost (under 21)		2,187
	Percentage of All Traffic Fatalities	**Number**
Traffic Fatalities, 15- to 20-Year-Old Drivers with BAC > 0.01	21.0	13

* See Appendix C for data sources.

Laws Addressing Minors in Possession of Alcohol

Underage Possession of Alcohol

Possession is prohibited with the following exception(s):

- Private residence AND
- Parent/guardian

Underage Consumption of Alcohol

Consumption is not explicitly prohibited.

Note: Iowa law does not specifically prohibit consumption of alcohol by persons under 21. Iowa does, however, have a general statute prohibiting the use or consumption of alcohol by any person in a public place. In addition, Iowa law provides that if a child, defined as a person under 18 years old, is found to have violated the general prohibition against consumption of alcohol in a public place, the child's driver's license or operating privilege may be suspended or revoked for a period of 1 year.

Internal Possession by Minors

Internal possession is not explicitly prohibited.

Underage Purchase of Alcohol

Purchase is prohibited and there is NO ALLOWANCE for youth purchase for law enforcement purposes.

False Identification for Obtaining Alcohol

Provision(s) Targeting Minors

- Use of a false ID to obtain alcohol is a criminal offense.
- Penalty may include driver's license suspension through a judicial or administrative procedure.

Provisions Targeting Retailers

- Licenses for drivers under age 21 are easily distinguishable from those for drivers age 21 and older.
- Retailers are permitted to seize apparently false IDs.
- General affirmative defense—the retailer came to a good faith or reasonable decision that the purchaser was 21 years or older; inspection of an identification card not required.

Laws Targeting Underage Drinking and Driving

BAC Limits: Youth (Underage Operators of Noncommercial Motor Vehicles)

- BAC limit: 0.02
- BAC level at or above the limit is per se (conclusive) evidence of a violation
- Applies to drivers under age 21

Loss of Driving Privileges for Alcohol Violations by Minors ("Use/Lose Laws")

Use/lose penalties apply to minors under age 18.

Type(s) of Violation Leading to Driver's License Suspension, Revocation, or Denial
- Underage purchase
- Underage consumption

Authority To Impose Driver's License Sanction
- Discretionary

Length of Suspension/Revocation
- 365 days

Graduated Driver's License

Learner Stage
- Minimum entry age: 14
- Minimum learner stage period: 6 months
- Minimum supervised driving requirement: 20 hours—2 of which must be at night

Intermediate Stage
- Minimum age: 16
- Unsupervised night driving
  - Prohibited after: 12:30 a.m.
  - Primary enforcement of the night-driving rule
- No passenger restrictions

License Stage
- Minimum age to lift restrictions: 17

Note: In addition to the supervised driving requirement at the learner's stage, Iowa requires an intermediate license holder to complete 10 hours of supervised driving with two of these hours being at night.

Laws Targeting Alcohol Suppliers

Furnishing Alcohol to Minors

Furnishing is prohibited with the following exception(s):
- Private residence AND
- Parent/guardian

Compliance Check Protocols

No data

Penalty Guidelines for Sales to Minors
- Time period/conditions: Second offense, 2 years; third and subsequent offenses, 3 years
- First offense: $500 fine
- Second offense: $1,500 fine and 30-day license suspension
- Third offense: $1,500 fine and 60-day license suspension
- Fourth offense: License revocation

Note: Affirmative defense is possible for licensees when the employee guilty of the violation has successfully completed the Iowa Program for Alcohol Compliance Training.

Responsible Beverage Service

Voluntary Beverage Service Training

- Applies to both on-sale and off-sale establishments
  - The law does not specify new or existing outlets.

Incentives for Training

- Mitigation of fines or other administrative penalties for sales to minors
- Protection against license revocation for sales to minors

Note: Mitigation of penalties incentive does not apply if a sale is made to a minor under age 18.

Minimum Ages for Off-Premises Sellers

- Beer: 16
- Wine: 16
- Spirits: 18

Minimum Ages for On-Premises Sellers

- Beer: 18 for both servers and bartenders
- Wine: 18 for both servers and bartenders
- Spirits: 18 for both servers and bartenders

Distance Limitations for New Alcohol Outlets Near Universities and Schools

Colleges and Universities

No distance limitation

Primary and Secondary Schools

No distance limitation

Dram Shop Liability

Statutory liability exists subject to the following conditions:

- Limitations on who may sue: Retailers that furnish alcohol for off-premises consumption are exempt.
- Limitations on elements/standards of proof: Retailer should have known that minor was intoxicated or was going to become intoxicated.

Social Host Liability Laws

Statutory liability exists subject to the following conditions:

- Limitations on elements/standards of proof: Social host should have known that minor was intoxicated or was going to become intoxicated.

Host Party Laws

No state-imposed liability for hosting underage drinking parties

Retailer Interstate Shipments of Alcohol

Retailer interstate shipments are prohibited for all types of beverages.

Direct Sales/Shipments of Alcohol by Producers

Direct sales/shipments from producers to consumers are permitted for wine with the following restrictions:

Age Verification Requirements

- Common carrier must verify age of recipient.

State Approval/Permit Requirements

- Producer/shipper must obtain state permit.
- State must approve common carrier.

Reporting Requirements

- Common carrier must record/report purchaser's name.

Shipping Label Statement Requirements

- Contains alcohol
- Recipient must be 21

Keg Registration

- Keg definition: 5 or more gallons
- Prohibited: Destroying the label on a keg—maximum fine/jail: $625/30 days
- Purchaser information collected:
  - Purchaser's name and address
  - Verified by a government-issued ID
- Warning information to purchaser: Passive—no purchaser action required
- Deposit required
- Provisions specifically address disposable kegs.

Alcohol Pricing Policies

Home Delivery

- Beer: Permitted
- Wine: Permitted
- Spirits: Permitted

Alcohol Tax

- Beer (5 percent alcohol): Specific excise tax is $0.19 per gallon.
- Wine (12 percent alcohol): Specific excise tax is $1.75 per gallon.
- Spirits (40 percent alcohol): Control state.

Drink Specials

No law

Wholesale Pricing

Pricing restrictions exist.

Beer (5 percent alcohol)

- Retailer credit: Not permitted

Wine (12 percent alcohol)

- Price posting requirements: Post and hold—1 month minimum
- Retailer credit: Restricted—30 days maximum

Spirits (40 percent alcohol)

- Control state

Iowa State Survey Responses

State Agency Information	
Agency with primary responsibility for enforcing underage drinking laws:	
Iowa Department of Public Safety, Iowa State Patrol	
Methods by which local and state enforcement agencies coordinate their efforts to enforce laws prohibiting underage drinking:	
There is no single state alcohol agency for enforcement in Iowa. The Iowa State Patrol works closely with local law enforcement agencies to conduct projects involving underage drinking. Strong working relationships have enabled the program to succeed in making a difference in communities across the state. The Division of Criminal and Juvenile Justice Planning in the Iowa Department of Human Rights receives Enforcing Underage Drinking Laws (EUDL) grant funds, and part of those funds are used by the State Patrol and other local law enforcement agencies to conduct compliance checks and other underage drinking education efforts. Some community coalitions also fund compliance checks. The Alcoholic Beverages Division (ABD) of the Iowa Department of Commerce also partners with local law enforcement when following up on a complaint or an investigation.	
Enforcement Strategies	
State law enforcement agencies use:	
Cops in Shops	No
Shoulder Tap Operations	No
Party Patrol Operations or Programs	Yes
Underage Alcohol–Related Fatality Investigations	Yes
Local law enforcement agencies use:	
Cops in Shops	No
Shoulder Tap Operations	No
Party Patrol Operations or Programs	Yes
Underage Alcohol–Related Fatality Investigations	Yes
State has a program to investigate and enforce direct sales/shipment laws	Yes
Primary state agency responsible for enforcing laws addressing direct sales/shipments of alcohol to minors	Iowa Alcoholic Beverages Div, Iowa Dept of Commerce
Such laws are also enforced by local law enforcement agencies	Yes
Enforcement Statistics	
State collects data on the number of minors found in possession	Yes
Number of minors found in possession[1] by state law enforcement agencies	3,005
Number pertains to the 12 months ending	06/30/2011
Data include arrests/citations issued by local law enforcement agencies	Yes
State conducts underage compliance checks/decoy operations[2] to determine if alcohol retailers are complying with laws prohibiting sales to minors	Yes
Data are collected on these activities	Yes
Number of licensees checked for compliance by state agencies	1,781
Number of licensees that failed State compliance checks	175
Numbers pertain to the 12 months ending	06/30/2011
Local agencies conduct underage compliance checks/decoy operations to determine if alcohol retailers are complying with laws prohibiting sales to minors	Yes
Data are collected on these activities	Yes
Number of licensees checked for compliance by local agencies	No data
Number of licensees that failed local compliance checks	155
Numbers pertain to the 12 months ending	06/30/2011
Sanctions	
State collects data on fines imposed on retail establishments that furnish minors	Yes
Number of fines imposed by the state[3]	155
Total amount in fines across all licensees	$95,500
Numbers pertain to the 12 months ending	06/30/2011

State collects data on license suspensions imposed on retail establishments specifically for furnishing minors	Yes
Number of suspensions imposed by the state[4]	19
Total days of suspensions across all licensees	570
Numbers pertain to the 12 months ending	06/30/2011
State collects data on license revocations imposed on retail establishments specifically for furnishing minors	Yes
Number of license revocations imposed[5]	0
Numbers pertain to the 12 months ending	06/30/2011

Additional Clarification

The Iowa Alcoholic Beverage Division does not have any police powers over anyone shipping into the state without a license. ABD compliance investigators do contact the entities shipping wine into Iowa without a license and have been successful so far in getting the entities to stop shipping into Iowa or to obtain a proper license to do so. When these situations occur, ABD reviews UPS and FedEx logs to determine which violators do not have a license.

EUDL funding provided Iowa with $336,330 for federal FY2011 enforcement activities. These activities include compliance checks, saturation and party patrols, retailer education, and various media campaigns. Iowa does have STOP Act grantees, but funding data for compliance checks and party patrols has not been submitted to any state agency by these local organizations.

[1] Or having consumed or purchased per state statutes.
[2] Underage compliance checks/decoy operations to determine whether alcohol retailers are complying with laws prohibiting sales to minors.
[3] Does not include fines imposed by local agencies.
[4] Does not include suspensions imposed by local agencies.
[5] Does not include revocations imposed by local agencies.

Underage Drinking Prevention Programs Operated or Funded by the State: Programs SPECIFIC TO Underage Drinking

Iowa Department of Public Health (IDPH) Community Coalition Grant Program

Number of youth served	No data
Number of parents served	No data
Number of caregivers served	No data
Numbers pertain to the 12 months ending	06/30/2011
Program has been evaluated	No
Evaluation report is available	Not applicable
URL for evaluation report:	Not applicable
URL for more program information: http://www.idph.state.ia.us/bh/sa_community_coalition.asp	

Program description: IDPH funds community coalitions to provide environmental substance abuse prevention strategies to reduce underage alcohol use in communities. Coalitions receive up to $3,000 from state appropriations for 1 year. Coalitions receiving funding from a state or federal agency in a cumulative amount of more than $10,000 are not eligible. In state FY2011, 10 coalitions were funded by IDPH. No numbers of youth or adults served were required in the year-end report. Also, 21 Iowa communities receive Drug-Free Communities (DFC) Support Program Grants from the Office of National Drug Control Policy (ONDCP) and SAMHSA. Two communities have DFC Mentoring Grants. Much of their work is to prevent and reduce underage drinking, and it affects overall underage drinking efforts in Iowa. Several of the Substance Abuse Prevention and Treatment Block Grant-funded agencies work closely with them. Also, Iowa has an Alliance of Coalitions for 4 Change (AC4C), a network of substance abuse prevention coalitions that hold quarterly retreats and share strategies to reduce underage drinking. More information about DFCs is available from SAMHSA and ONDCP.

IDPH Strategic Prevention Framework State Incentive Grant (SPF SIG)	
Number of youth served	0
Number of parents served	0
Number of caregivers served	0
Numbers pertain to the 12 months ending	06/30/2011
Program has been evaluated	No
Evaluation report is available	Not applicable
URL for evaluation report:	Not applicable
URL for more program information: http://www.idph.state.ia.ua/spfsig/default/asp	

Program description: In 2009, IDPH received a SPF SIG funded by SAMHSA, a 5-year grant to prevent the onset and reduce the progression of substance abuse including childhood and underage drinking, reduce substance abuse-related problems in communities, and build prevention capacity and infrastructure at the state/Tribal and community levels. SPF is a five-step process that assists states in developing a comprehensive plan and supports selected communites in implementing effective programs, policies, and practices. One of the two data-driven priorities for Iowa is underage drinking. Environmental strategies will be implemented in 23 Iowa counties selected based on needs data. SAMHSA approved the Strategic Plan, and this spring, the counties will begin implementation. Therefore, no local service data are available at this time.

Iowa Department of Education Prime for Life OWI Program	
Number of youth served	340
Number of parents served	0
Number of caregivers served	0
Numbers pertain to the 12 months ending	06/30/2011
Program has been evaluated	Yes
Evaluation report is available	Yes
URL for evaluation report: http://owi.educateiowa.gov (PRIME For Life – OWI Education 2011 Report under the Resources tab)	
URL for more program information: http://owi.educateiowa.gov	

Program description: PRIME for Life is an alcohol and drug program designed to challenge common beliefs and attitudes that directly contribute to high-risk use of alcohol and other drug use. This state-mandated program is required for all individuals (regardless of age) convicted of operating while intoxicated (OWI) in Iowa. The program goals are to reduce the risk for health problems and impairment problems. PRIME for Life's intervention component focuses on self-assessment to help people understand and accept the need for change. PRIME for Life is recognized as an evidence-based program on SAMHSA's National Registry of Evidence-Based Programs and Practices. During FY2011, 14,691 offenders took PRIME for Life courses from 1 of 51 agencies statewide. The 340 recipients were age 20 or younger. The program is for offenders only; parents and caregivers are not included.

Iowa Department of Public Health Youth Diversion Programs	
Number of youth served	1,968
Number of parents served	244
Number of caregivers served	0
Numbers pertain to the 12 months ending	06/30/2011
Program has been evaluated	Yes
Evaluation report is available	Yes
URL for evaluation report: http://www.idph.state.ia.us/bh/common/pdf/substance_abuse/comp_prevention_evaluation.pdf	
URL for more program information: http://www.idph.state.ia.us/bh/sa_comprehensive_prevention.asp	

Program description: IDPH funds 18 community-based agencies for 23 service areas, which collectively cover all 99 Iowa counites. These comprehensive substance abuse prevention contracts are funded by the prevention portion of the Substance Abuse Prevention and Treament (SAPT) Block Grant and some state appropriations. Among the services provided are diversion programs in most of the 23 services areas. A diversion program is for youth who have received a minor-in-possession charge or other

alcohol offense (except OWI). If the youth successfully completes the program, then they may be diverted from the court system. The programs have different names, such as "Rethinking Drinking" or "Juvenile Education Group (JEG)," and vary somewhat as to the number of sessions and whether a parent or guardian is required to attend. One diversion program receives EUDL funds from the Department of Human Rights. The data codes to determine the number of parents served were revised this year. Not all the programs require a parent or guardian to attend.

Coalitions to Prevent and Reduce Alcohol Abuse at Institutes of Higher Education

Number of youth served	2,489
Number of parents served	0
Number of caregivers served	0
Numbers pertain to the 12 months ending	06/30/2011
Program has been evaluated	No
Evaluation report is available	Not applicable
URL for evaluation report:	Not applicable
URL for more program information:	Not applicable

Program description: The Iowa Office of Drug Control Policy funds substance abuse prevention coalitions to work with 10 of the 15 community colleges in Iowa. The U.S. Department of Education Office of Safe and Drug-Free Schools provides funding. The coalitions are assessing reported past-30-day alcohol use and past-30-day binge drinking among underage students using the CORE survey. The survey was conducted twice, once in 2010 and once in 2011. In 2011, 2,489 students completed the survey. Five of the 10 schools are also funded to implement environmental and social media strategies aimed at reducing both past-30-day use and binge drinking. Coalition and college representatives at the sites have all filled out a college readiness survey to measure what supports are already in place. They also completed an Environmental Strategies checklist to see what strategies have been implemented on campuses and in the communities. This project was to end in April 2012.

Underage Drinking Prevention Programs Operated or Funded by the State: Programs RELATED TO Underage Drinking

IDPH Alcohol, Tobacco, and Other Drug Education Programs

URL for more program information: http://www.idph.ia.us/bh/sa_comprehensive_prevention.asp

Program description: Through the SAPT Block Grant, IDPH funds Comprehensive Substance Abuse Prevention contracts. The contracts collectively cover all 99 Iowa counties. One of the main services provided is alcohol, tobacco, and other drug education programs in school and community settings. Many are small-group, recurring-service (multiple sessions), evidence-based programs. Some of the names of the evidence-based programs include LifeSkills Training Program, Project ALERT, Project Towards No Tobacco Use, Project Towards No Drug Abuse, All Stars, and Too Good For Drugs.

IDPH Youth Mentoring and Prevention Through Mentoring Programs

URL for more program information: http://www.idph.state.ia.us/bh/sa_youth_mentoring.asp

Program description: IDPH receives state appropriations to fund the Prevention Through Mentoring contracts, which create new and support existing community youth mentoring programs. The program supports the state's goals of primary prevention of the use or abuse of alcohol, tobacco, and other drugs. Other state funding from Sunday sales liquor license fees is used by IDPH for the Youth Mentoring contracts. These also establish or sustain mentoring programs that promote relationship building and social skills development, use elements of effective practice as established by the National Mentoring Partnership, and promote a positive perception of caring adults in the community. The Mentoring Collaborative Grant is administred by IDPH from Byrne Justice Assistance Grant Program funds received from the Iowa Office of Drug Control Policy to fund mentoring services for at-risk youth ages 11 to 18 in two counties in Iowa. In addition to substance abuse goals, these contracts also work to reduce crime rates. See also http://www.idph.state.ia.us/bh/sa_mentoring.asp and http://www.idph.state.ia.us/bh/substance_abuse_mentoring.asp.

IDPH Youth Development Program
URL for more program information: http://www.idph.state.ia.us/bh/sa_youth_development.asp

Program description: No data

IDPH Safe and Drug-Free Schools Program
URL for more program information: http://www.idph.state.ia.us/bh/sa_free_schools.asp

Program description: No data

Iowa Program for Alcohol Compliance Training (I-PACT)
URL for more program information: http://I-PACT.com

Program description: No data

Drug Abuse Resistance Education (D.A.R.E.)
URL for more program information: http://www.dareiowa.org

Program description: No data

Additional Information Related to Underage Drinking Prevention Programs	
State collaborates with federally recognized Tribal governments in the prevention of underage drinking	No
Description of collaboration: Not applicable	
State has programs to measure and/or reduce youth exposure to alcohol advertising and marketing	No
Program description: Not applicable	
State has adopted or developed best practice standards for underage drinking prevention programs	No
Best practice standards description: Not applicable	

Additional Clarification

Some, but not all, agencies specify using evidence-based practices when funding contracts for prevention services.

State Interagency Collaboration	
A state-level interagency governmental body/committee exists to coordinate or address underage drinking prevention activities	Yes

Committee contact information:
Name: Becky Swift and Debbie Synhorst, co-chairs
E-mail: Becky.swift@iowa.gov; Deborah.synhorst@idph.iowa.gov
Address: ODCP, Wallace Office Building, 502 East 9th Street, First Floor, Des Moines, IA 50319; IDPH, 321 East 12th Street, Des Moines, IA 50319
Phone: 515-725-0301; 515-281-4404

Agencies/organizations represented on the committee:
Office of Drug Control Policy
Department of Public Health, Bureau of Substance Abuse
Departent of Commerce, Alcohol Beverage Division
Department of Human Rights, Division of Criminal and Juvenile Justice Planning
Department of Public Safety, Governor's Traffic Safety Bureau
Department of Public Safety, Iowa State Patrol
Department of Education
Alliance of Coalitions 4 Change
Youth and Shelter Services, Inc.
Partnerships in Prevention Science Institute, Iowa State University

A website or other public source exists to describe committee activities	No
URL or other means of access: Not applicable	

Underage Drinking Reports	
State has prepared a plan for preventing underage drinking in the last 3 years	Yes
Prepared by: The Underage Drinking Task Force	
Plan can be accessed via: http://www.iowa.gov/odcp/docs/UnderageDrinkingPlanAug2010.pdf	
State has prepared a report on preventing underage drinking in the last 3 years	No
Prepared by: Not applicable	
Plan can be accessed via: Not applicable	

Additional Clarification

Representatives from Iowa attended the SAMHSA Regional Meeting on Underage Drinking Plan last summer in Denver. The Task Force is waiting to update the Iowa plan until the federal plan is completed.

State Expenditures for the Prevention of Underage Drinking	
Compliance checks/decoy operations in retail outlets:	
Estimate of state funds expended	Data not available
Estimate based on the 12 months ending	Data not available
Checkpoints and saturation patrols:	
Estimate of state funds expended	Data not available
Estimate based on the 12 months ending	Data not available
Community-based programs to prevent underage drinking:	
Estimate of state funds expended	$72,594
Estimate based on the 12 months ending	06/30/2011
K–12 school-based programs to prevent underage drinking:	
Estimate of state funds expended	$0
Estimate based on the 12 months ending	06/30/2011
Programs targeted to institutes of higher learning:	
Estimate of state funds expended	$12,824
Estimate based on the 12 months ending	06/30/2011
Programs that target youth in the juvenile justice system:	
Estimate of state funds expended	$0
Estimate based on the 12 months ending	06/30/2011
Programs that target youth in the child welfare system:	
Estimate of state funds expended	$0
Estimate based on the 12 months ending	06/30/2011
Other programs:	
Programs or strategies included:	No data
Estimate of state funds expended	$0
Estimate based on the 12 months ending	06/30/2011

Funds Dedicated to Underage Drinking	
State derives funds dedicated to underage drinking from the following revenue streams:	
Taxes	No
Fines	No
Fees	Yes
Other	No data
Description of funding streams and how they are used:	
The Iowa Department of Public Health Community Coalition Grants come from state funds that are generated from the sale of Sunday beer and liquor permits.	

Additional Clarification

The Office of Drug Control Policy produces the Iowa Drug Control Strategy as a required annual report to the legislature and the general public. The Strategy describes funding, but allocations are not broken out specifically for underage drinking services. The funding provided for higher education was only from one state university. The Strategy is available at http://www.iowa.gov/odcp/drug_control_strategy/strategy.pdf.



Kansas

State Profile and Underage Drinking Facts*

State Population: 2,871,238
Population Ages 12–20: 350,000

	Percentage	Number
Ages 12–20		
Past-Month Alcohol Use	27.0	95,000
Past-Month Binge Alcohol Use	18.1	63,000
Ages 12–14		
Past-Month Alcohol Use	6.5	7,000
Past-Month Binge Alcohol Use	1.9	2,000
Ages 15–17		
Past-Month Alcohol Use	21.4	27,000
Past-Month Binge Alcohol Use	14.1	18,000
Ages 18–20		
Past-Month Alcohol Use	50.8	61,000
Past-Month Binge Alcohol Use	36.3	44,000
Alcohol-Attributable Deaths (under 21)		48
Years of Potential Life Lost (under 21)		2,880
	Percentage of All Traffic Fatalities	**Number**
Traffic Fatalities, 15- to 20-Year-Old Drivers with BAC > 0.01	34.0	26

* See Appendix C for data sources.

Laws Addressing Minors in Possession of Alcohol

Underage Possession of Alcohol

Possession is prohibited—no explicit exceptions noted in the law.

Note: Kansas has an exception permitting persons under 21 years old to possess alcohol, but the exception applies only to cereal malt beverages (defined as any fermented but undistilled liquor brewed or made from malt or from a mixture of malt or malt substitute, but not including any such liquor that is more than 4 percent alcohol by volume [ABV]).

Underage Consumption of Alcohol

Consumption is prohibited—no explicit exceptions noted in the law.

Note: Kansas has an exception permitting persons under 21 years old to consume alcohol, but the exception applies only to cereal malt beverages (defined as any fermented but undistilled liquor brewed or made from malt or from a mixture of malt or malt substitute, but not including any such liquor that is more than 4 percent ABV).

Internal Possession by Minors

Internal possession is prohibited—no explicit exceptions noted in the law.

Note: Kansas has an exception permitting persons under 21 years old to possess or consume alcohol but the exception applies only to cereal malt beverages (defined as any fermented but undistilled liquor brewed or made from malt or from a mixture of malt or malt substitute, but not including any such liquor that is more than 4 percent ABV).

Underage Purchase of Alcohol

Purchase is prohibited, but youth may purchase for law enforcement purposes.

False Identification for Obtaining Alcohol

Provision(s) Targeting Minors

- Use of a false ID to obtain alcohol is a criminal offense.
- No driver's license suspension procedure.

Provision(s) Targeting Suppliers

- It is a criminal offense to lend, transfer, or sell a false ID.

Provisions Targeting Retailers

- Licenses for drivers under age 21 are easily distinguishable from those for drivers age 21 and older.
- Specific affirmative defense—the retailer inspected the false ID and came to a reasonable conclusion based on its appearance that it was valid.

Laws Targeting Underage Drinking and Driving

BAC Limits: Youth (Underage Operators of Noncommercial Motor Vehicles)

- BAC limit: 0.02
- BAC level at or above the limit is per se (conclusive) evidence of a violation
- Applies to drivers under age 21

Loss of Driving Privileges for Alcohol Violations by Minors ("Use/Lose Laws")

Use/lose penalties apply to minors under age 21.

Type(s) of Violation Leading to Driver's License Suspension, Revocation, or Denial

- Underage purchase
- Underage possession
- Underage consumption

Authority To Impose Driver's License Sanction

- Mandatory

Length of Suspension/Revocation

- 30 days

Graduated Driver's License

Learner Stage

- Minimum entry age: 14
- Minimum learner stage period: 12 months
- Minimum supervised driving requirement: 50 hours—10 of which must be at night

Intermediate Stage

- Minimum age: 16
- Unsupervised night driving
  - Prohibited after: 9 p.m.
  - Primary enforcement of the night-driving rule
- Passenger restrictions exist: No more than one passenger under 18 who is not immediate family
  - Primary enforcement of the passenger-restriction rule

License Stage

- Minimum age to lift restrictions: 16 years, 6 months

Note: Kansas has a "restricted license" that allows unsupervised 15-year-olds to drive to and from school or work using the most direct route possible. They must have completed driver's education, held an instruction permit for 12 months, completed 25 hours of supervised driving with an additional 25 hours of driving prior to age 16, and obtained parental consent. They must not operate the vehicle with nonsibling minor passengers.

Laws Targeting Alcohol Suppliers

Furnishing Alcohol to Minors

Furnishing is prohibited—no explicit exceptions noted in the law.

Note: Kansas has an exception permitting the furnishing by a parent or legal guardian to a child or ward but the exception applies only to cereal malt beverages (defined as any fermented but undistilled liquor brewed or made from malt or from a mixture of malt or malt substitute, but not including any liquor that is more than 4 percent ABV).

Compliance Check Protocols

Age of Decoy
- Minimum: 18
- Maximum: 19.5

Appearance Requirements
- Youthful-looking appearance
- Males: No facial hair

ID Possession
- Required

Verbal Exaggeration of Age
- Prohibited

Decoy Training
- Not specified

Penalty Guidelines for Sales to Minors

- Time period/conditions: Not specified
- First offense: $500 fine
- Second offense: $750 fine
- Third offense: $1,000 fine
- Fourth offense: $1,000 fine and license suspension for 2 weekend days

Note: Fifth offense: $1,000 fine and 4-day license suspension (weekend days); sixth offense: $1,000 fine and 7-day license suspension; seventh offense: $1,000 fine and 14-day license suspension; eighth offense: $1,000 fine and license revocation.

Responsible Beverage Service

No beverage service training requirement

Minimum Ages for Off-Premises Sellers

- Beer: 21
- Wine: 21
- Spirits: 21

Note: Although employees must be at least 21 to sell alcoholic liquors at off-sale establishments, employees who are at least 18 may sell cereal malt beverages (defined as containing not more than 4 percent alcohol by volume) if the licensee's place of business is licensed only to sell cereal malt beverages at retail in original and unopened containers and not for consumption on the premises.

Minimum Ages for On-Premises Sellers

- Beer: 18 for servers and 21 for bartenders
- Wine: 18 for servers and 21 for bartenders
- Spirits: 18 for servers and 21 for bartenders

Condition(s) That Must Be Met in order for an Underage Person To Sell Alcoholic Beverages

- Manager/supervisor is present.

Distance Limitations for New Alcohol Outlets Near Universities and Schools

Colleges and Universities

Limitations on outlet siting:

- Off-premises outlets: Yes—within 200 feet
- On-premises outlets: No
- Alcohol products: Beer, wine, spirits

Primary and Secondary Schools

Prohibitions against outlet siting:

- Off-premises outlets: Yes—within 200 feet
- On-premises outlets: No
- Alcohol products: Beer, wine, spirits

Dram Shop Liability

There is no statutory liability.

Social Host Liability Laws

There is no statutory liability.

Host Party Laws

Social host law is specifically limited to underage drinking parties.

- Action by underage guest that triggers violation: Possession, consumption
- Property type(s) covered by liability law: Residence, outdoor, other
- Standard for hosts' knowledge or action regarding the party: Recklessness
- Exception(s): Family, resident

Retailer Interstate Shipments of Alcohol

Retailer interstate shipments are prohibited for all types of beverages.

Direct Sales/Shipments of Alcohol by Producers

Direct sales/shipments from producers to consumers are permitted for wine with the following restrictions:

Age Verification Requirements

- Producer must verify age of purchaser.

State Approval/Permit Requirements

- Producer/shipper must obtain state permit.
- State must approve common carrier.

Reporting Requirements

- Producer must record/report purchaser's name.

Shipping Label Statement Requirements

- Contains alcohol

Keg Registration

- Keg definition: 4 or more gallons
- Prohibited:
  - Possessing an unregistered, unlabeled keg—maximum fine/jail: $1,000/6 months
  - Destroying the label on a keg—maximum fine/jail: $1,000/6 months
- Purchaser information collected:
  - Purchaser's name and address
  - Verified by a government-issued ID
- Warning information to purchaser: Not required
- Deposit: Not required
- Provisions specifically address disposable kegs.

Alcohol Pricing Policies

Home Delivery

- Beer: No law
- Wine: No law
- Spirits: No law

Alcohol Tax

Beer (5 percent alcohol)

- Specific excise tax: $0.18 per gallon
- Ad valorem excise tax (on-premises sales): 10 percent
- Ad valorem excise tax (off-premises sales): 8 percent

General sales tax rate of 6.3 percent does not apply to onsite or offsite sales. The onsite ad valorem retail tax is 10 percent. The "sales tax adjusted" onsite retail ad valorem rate is therefore 3.7 percent. An additional 8 percent ad valorem tax applies at the onsite wholesale level. The offsite ad valorem tax of 8 percent is applied at the retail level. The "sales tax adjusted" offsite retail ad valorem rate is therefore 1.70 percent.

Wine (12 percent alcohol)

- Specific excise tax: $0.30 per gallon
- Ad valorem excise tax (on-premises sales): 10 percent
- Ad valorem excise tax (off-premises sales): 8 percent

General sales tax rate of 6.3 percent does not apply to onsite or offsite sales. The onsite ad valorem retail tax is 10 percent. The "sales tax adjusted" onsite retail ad valorem rate is therefore 3.7 percent. An additional 8 percent ad valorem tax applies at the onsite wholesale level. The offsite ad valorem tax of 8 percent is applied at the retail level. The "sales tax adjusted" offsite retail ad valorem rate is therefore 1.70 percent.

Spirits (40 percent alcohol)

- Specific excise tax: $2.50 per gallon
- Ad valorem excise tax (on-premises sales): 10 percent
- Ad valorem excise tax (off-premises sales): 8 percent

General sales tax rate of 6.3 percent does not apply to onsite or offsite sales. The onsite ad valorem retail tax is 10 percent. The "sales tax adjusted" onsite retail ad valorem rate is therefore 3.7 percent. An additional 8 percent ad valorem tax applies at the onsite wholesale level. The offsite ad valorem tax of 8 percent is applied at the retail level. The "sales tax adjusted" offsite retail ad valorem rate is therefore 1.70 percent.

Drink Specials

- Free beverages: Prohibited
- Multiple servings at one time: Not prohibited
- Multiple servings for same price as single serving: Not prohibited
- Reduced price at specified day or time: Prohibited
- Unlimited beverages: Prohibited
- Increased volume: Prohibited

Wholesale Pricing

Pricing restrictions exist.

Beer (5 percent alcohol)

- Volume discounts: Restricted—distributors cannot sell alcoholic liquor or cereal malt beverages at a discount for multiple case lots.
- Retailer credit: Not permitted

Wine (12 percent alcohol)

- Volume discounts: Restricted—Distributors cannot sell alcoholic liquor or cereal malt beverages at a discount for multiple case lots.
- Price posting requirements: Post
- Retailer credit: Not permitted

Spirits (40 percent alcohol)

- Volume discounts: Restricted—Distributors cannot sell alcoholic liquor or cereal malt beverages at a discount for multiple case lots.
- Price posting requirements: Post
- Retailer credit: Not permitted

Kansas State Survey Responses

State Agency Information	
Agency with primary responsibility for enforcing underage drinking laws:	
Kansas Department of Revenue, Alcoholic Beverage Control (ABC) Division	
Methods by which local and state enforcement agencies coordinate their efforts to enforce laws prohibiting underage drinking:	
ABC partners with local law enforcement agencies to provide training on how to enforce underage drinking laws and to conduct underage drinking enforcement activities, including grant-funded task force enforcement operations in conjunction with local law enforcement officers.	
Enforcement Strategies	
State law enforcement agencies use:	
Cops in Shops	Yes
Shoulder Tap Operations	Yes
Party Patrol Operations or Programs	Yes
Underage Alcohol–Related Fatality Investigations	No
Local law enforcement agencies use:	
Cops in Shops	No
Shoulder Tap Operations	Yes
Party Patrol Operations or Programs	Yes
Underage Alcohol–Related Fatality Investigations	Yes
State has a program to investigate and enforce direct sales/shipment laws	Yes
Primary state agency responsible for enforcing laws addressing direct sales/shipments of alcohol to minors	Kansas Department of Revenue, ABC
Such laws are also enforced by local law enforcement agencies	No
Enforcement Statistics	
State collects data on the number of minors found in possession	Yes
Number of minors found in possession by state law enforcement agencies	339
Number pertains to the 12 months ending	06/30/2011
Data include arrests/citations issued by local law enforcement agencies	No
State conducts underage compliance checks/decoy operations[2] to determine if alcohol retailers are complying with laws prohibiting sales to minors	Yes
Data are collected on these activities	Yes
Number of licensees checked for compliance by state agencies	729
Number of licensees that failed state compliance checks	92
Numbers pertain to the 12 months ending	06/30/2011
Local agencies conduct underage compliance checks/decoy operations to determine if alcohol retailers are complying with laws prohibiting sales to minors	Yes
Data are collected on these activities	No
Number of licensees checked for compliance by local agencies	Not applicable
Number of licensees that failed local compliance checks	Not applicable
Numbers pertain to the 12 months ending	Not applicable
Sanctions	
State collects data on fines imposed on retail establishments that furnish minors	Yes
Number of fines imposed by the state[3]	564
Total amount in fines across all licensees	$361,475
Numbers pertain to the 12 months ending	06/30/2011
State collects data on license suspensions imposed on retail establishments specifically for furnishing minors	Yes
Number of suspensions imposed by the state[4]	90
Total days of suspensions across all licensees	360
Numbers pertain to the 12 months ending	No data

State collects data on license revocations imposed on retail establishments specifically for furnishing minors	No
Number of license revocations imposed[5]	Not applicable
Numbers pertain to the 12 months ending	Not applicable

Additional Clarification

Some information is not available due to staff being on annual leave.

[1] Or having consumed or purchased per state statutes.
[2] Underage compliance checks/decoy operations to determine whether alcohol retailers are complying with laws prohibiting sales to minors.
[3] Does not include fines imposed by local agencies.
[4] Does not include suspensions imposed by local agencies.
[5] Does not include revocations imposed by local agencies.

Underage Drinking Prevention Programs Operated or Funded by the State: Programs SPECIFIC TO Underage Drinking

Communities Mobilizing for Change on Alcohol (CMCA)	
Number of youth served	54,332
Number of parents served	108,664
Number of caregivers served	No data
Numbers pertain to the 12 months ending	03/31/2012
Program has been evaluated	Yes
Evaluation report is available	No
URL for evaluation report:	Not applicable
URL for more program information:	Not applicable

Program description: CMCA is a community-organizing program designed to reduce teenagers' (13 to 20 years old) access to alcohol by changing community policies and practices. CMCA seeks both to limit youth access to alcohol and to communicate a clear message to the community that underage drinking is inappropriate and unacceptable.

Saturation Patrols	
Number of youth served	387
Number of parents served	356
Number of caregivers served	No data
Numbers pertain to the 12 months ending	03/31/2012
Program has been evaluated	Yes
Evaluation report is available	No
URL for evaluation report:	Not applicable
URL for more program information:	Not applicable

Program description: A strategy wherein large numbers of officers are concentrated in a geographic area looking for cases of underage drinking.

Responsible Beverage Services/Compliance Checks	
Number of youth served	No data
Number of parents served	1,000
Number of caregivers served	No data
Numbers pertain to the 12 months ending	03/31/2012
Program has been evaluated	Yes
Evaluation report is available	No
URL for evaluation report:	Not applicable
URL for more program information:	Not applicable

Program description: Responsible Beverage Services educates merchants who sell alcohol on state laws and standards to eliminate the sale of alcohol to minors. Compliance checks evaluate the selling practices of alcohol outlets and raise awareness of current laws.

Project SUCCESS (Schools Using Coordinated Community Efforts to Strengthen Students)	
Number of youth served	380
Number of parents served	No data
Number of caregivers served	No data
Numbers pertain to the 12 months ending	03/31/2012
Program has been evaluated	Yes
Evaluation report is available	No
URL for evaluation report:	Not applicable
URL for more program information:	Not applicable
Program description: Project SUCCESS is designed to prevent and reduce substance use among students 12 to 18 years of age. The program was originally developed for students attending alternative high schools who are at high risk for substance use and abuse due to poor academic performance, truancy, discipline problems, negative attitudes toward school, and parental substance abuse.	
Class Action	
Number of youth served	358
Number of parents served	No data
Number of caregivers served	No data
Numbers pertain to the 12 months ending	03/31/2012
Program has been evaluated	Yes
Evaluation report is available	No
URL for evaluation report:	Not applicable
URL for more program information:	Not applicable
Program description: Class Action is the second phase of the Project Northland alcohol use prevention curriculum series. Class Action (for grades 11–12) and Project Northland (for grades 6–8) are designed to delay the onset of alcohol use, reduce use among youth who have already tried alcohol, and limit the number of alcohol-related problems experienced by young drinkers.	
Keep a Clear Mind (KACM)	
Number of youth served	25
Number of parents served	24
Number of caregivers served	No data
Numbers pertain to the 12 months ending	03/31/2012
Program has been evaluated	Yes
Evaluation report is available	No
URL for evaluation report:	Not applicable
URL for more program information:	Not applicable
Program description: KACM is a take-home drug education program for elementary school students in grades 4–6 (ages 9–11) and their parents. KACM is designed to help children develop specific skills to refuse and avoid use of “gateway” drugs.	
Too Good for Drugs (TGFD)	
Number of youth served	1,839
Number of parents served	No data
Number of caregivers served	No data
Numbers pertain to the 12 months ending	03/31/2012
Program has been evaluated	Yes
Evaluation report is available	No
URL for evaluation report:	Not applicable
URL for more program information:	Not applicable
Program description: TGFD is a school-based prevention program for kindergarten through 12th grade that builds on students’ resiliency by teaching them how to be socially competent and autonomous problemsolvers.	

Guiding Good Choices (GGC)	
Number of youth served	No data
Number of parents served	51
Number of caregivers served	No data
Numbers pertain to the 12 months ending	03/31/2012
Program has been evaluated	Yes
Evaluation report is available	No
URL for evaluation report:	Not applicable
URL for more program information:	Not applicable
Program description: GGC is a drug use prevention program that provides parents of children in grades 4–8 (9–14 years old) with knowledge and skills to guide their children through early adolescence.	
Life Skills Training (LST)	
Number of youth served	1,352
Number of parents served	No data
Number of caregivers served	No data
Numbers pertain to the 12 months ending	03/31/2012
Program has been evaluated	Yes
Evaluation report is available	No
URL for evaluation report:	Not applicable
URL for more program information:	Not applicable
Program description: LST is a school-based program that aims to prevent alcohol, tobacco, and marijuana use and violence by targeting the major social and psychological factors that promote the initiation of substance use and other risky behaviors.	
Protecting You/Protecting Me (PY/PM)	
Number of youth served	67
Number of parents served	No data
Number of caregivers served	No data
Numbers pertain to the 12 months ending	03/31/2012
Program has been evaluated	Yes
Evaluation report is available	No
URL for evaluation report:	Not applicable
URL for more program information:	Not applicable
Program description: PY/PM is a 5-year classroom-based alcohol use prevention and vehicle safety program for students in grades 1–5 (ages 6–11) and grades 11 and 12.	
YouthFriends	
Number of youth served	112
Number of parents served	No data
Number of caregivers served	No data
Numbers pertain to the 12 months ending	03/31/2012
Program has been evaluated	Yes
Evaluation report is available	No
URL for evaluation report:	Not applicable
URL for more program information:	Not applicable
Program description: Mentoring program	
Big Brothers/Big Sisters	
Number of youth served	447
Number of parents served	No data
Number of caregivers served	No data
Numbers pertain to the 12 months ending	03/31/2012
Program has been evaluated	Yes
Evaluation report is available	No

URL for evaluation report:	Not applicable
URL for more program information:	Not applicable
Program description: Mentoring program	
Lion's Quest	
Number of youth served	1,773
Number of parents served	No data
Number of caregivers served	No data
Numbers pertain to the 12 months ending	03/31/2012
Program has been evaluated	Yes
Evaluation report is available	No
URL for evaluation report:	Not applicable
URL for more program information:	Not applicable

Program description: Lion's Quest kindergarten through 12th-grade programs are among the most highly acclaimed positive prevention programs in the world. Lion's Quest curricula are designed to:

- Reduce risk factors that encourage drug use.
- Engage the home, school, and community in developing assets for young people within a unified school–community initiative.
- Promote protective factors that discourage drug use.
- Establish normative beliefs that drug use is not the norm among young people, and provide a clear "no use" message.
- Address internal and external pressures to use drugs and teach peer pressure strategies.
- Teach resistance and other social skills as well as emotional competencies.

Strengthening Families Program for Parents and Youth 10–14 (SPF 10–14)	
Number of youth served	135
Number of parents served	135
Number of caregivers served	No data
Numbers pertain to the 12 months ending	03/31/2012
Program has been evaluated	Yes
Evaluation report is available	No
URL for evaluation report:	Not applicable
URL for more program information:	Not applicable
Program description: SPF 10–14 is a family skills training intervention designed to enhance school success and reduce youth substance use and aggression among 10- to 14-year-olds.	
Project Alert	
Number of youth served	52
Number of parents served	No data
Number of caregivers served	No data
Numbers pertain to the 12 months ending	03/31/2012
Program has been evaluated	Yes
Evaluation report is available	No
URL for evaluation report:	Not applicable
URL for more program information:	Not applicable
Program description: Project Alert is a school-based prevention program for middle or junior high school students that focuses on alcohol, tobacco, and marijuana use. It seeks to prevent adolescent nonusers from experimenting with these drugs and to prevent youth who are already experimenting from becoming regular users or abusers.	
All Stars	
Number of youth served	139
Number of parents served	No data
Number of caregivers served	No data
Numbers pertain to the 12 months ending	03/31/2012

Program has been evaluated	Yes
Evaluation report is available	No
URL for evaluation report:	Not applicable
URL for more program information:	Not applicable

Program description: All Stars is a multiyear school-based program for middle school students (11–14 years old) designed to prevent and delay the onset of high-risk behaviors such as drug use, violence, and premature sexual activity.

Capturing Kids' Hearts

Number of youth served	No data
Number of parents served	46
Number of caregivers served	No data
Numbers pertain to the 12 months ending	03/31/2012
Program has been evaluated	Yes
Evaluation report is available	No
URL for evaluation report:	Not applicable
URL for more program information:	Not applicable

Program description: Capturing Kids' Hearts training teaches parents—specifically within the Hispanic community or high-risk families—skills to help their students, raise their families, and gear their children toward further education.

Positive Action

Number of youth served	8,354
Number of parents served	No data
Number of caregivers served	No data
Numbers pertain to the 12 months ending	03/31/2012
Program has been evaluated	Yes
Evaluation report is available	Yes
URL for evaluation report:	Not applicable
URL for more program information:	Not applicable

Program description: Positive Action is an integrated and comprehensive program designed to improve academic achievement; school attendance; and problem behaviors such as substance use, violence, suspensions, disruptive behaviors, dropping out, and sexual behavior.

Underage Drinking Prevention Programs Operated or Funded by the State: Programs RELATED TO Underage Drinking

None listed

URL for more program information: Not applicable

Program description: Not applicable

Additional Information Related to Underage Drinking Prevention Programs

State collaborates with federally recognized Tribal governments in the prevention of underage drinking — Yes

Description of collaboration: The Regional Prevention Center provides interactive prevention education activities to a youth group sponsor focused on underage drinking. These activities help students develop healthy beliefs regarding underage and binge drinking. Underage drinking is the focus for their activities every few months.

State has programs to measure and/or reduce youth exposure to alcohol advertising and marketing — No

Program description: Not applicable

State has adopted or developed best practice standards for underage drinking prevention programs — Yes

Best practice standards description: A definition of "evidence based" was established during the planning phase of the Strategic Prevention Framework State Incentive Grant (SPF SIG). The definition of evidence-based prevention strategies established for the Kansas SPF SIG is as follows:

1. Included in a federal list or registry of evidence-based intervention strategies, OR
2. Reported in a peer-reviewed journal to have produced positive results, OR
3. Meeting all of the following criteria:
   - Based on a solid theory or theoretical perspective that has validated research; AND
   - Supported by a documented body of knowledge—a converging of empirical evidence of effectiveness—generated from similar or related interventions that indicate effectiveness; AND
   - Judged by consensus of informed experts to be effective based on their combined knowledge of theory and their research and practice experience. "Informed experts" may include key community leaders and elders or other respected leaders within indigenous cultures.

Additional Clarification

None given

State Interagency Collaboration

A state-level interagency governmental body/committee exists to coordinate or address underage drinking prevention activities — Yes

Committee contact information:

Name: Sarah Fischer
E-mail: sarah.fischer@srs.ks.gov
Address: 915 SW Harrison, 9th Floor, Topeka, KS 66612
Phone: 785-291-3632

Agencies/organizations represented on the committee:

Department of Social and Rehabilitation Services
Department of Transportation
Department of Health and Environment
Department of Education
Kansas Board of Regents
Department of Revenue
Department of Corrections
Juvenile Justice Authority
Highway Patrol
University of Kansas
Army National Guard
Office of the Governor
League of Kansas Municipalities
Wichita Regional Prevention Center
Kansas Children's Cabinet and Trust
Bureau of Investigation
Kansas Family Partnership

A website or other public source exists to describe committee activities — No

URL or other means of access: Not applicable

Underage Drinking Reports

State has prepared a plan for preventing underage drinking in the last 3 years — Yes

Prepared by: Strategic Prevention Framework Advisory Committee
Plan can be accessed via: No data

State has prepared a report on preventing underage drinking in the last 3 years	Yes
Prepared by: Kansas Family Partnership	
Plan can be accessed via: No data	

Additional Clarification

None given

State Expenditures for the Prevention of Underage Drinking	
Compliance checks/decoy operations in retail outlets:	
Estimate of state funds expended	No data
Estimate based on the 12 months ending	No data
Checkpoints and saturation patrols:	
Estimate of state funds expended	No data
Estimate based on the 12 months ending	No data
Community-based programs to prevent underage drinking:	
Estimate of state funds expended	Data not available
Estimate based on the 12 months ending	Data not available
K–12 school-based programs to prevent underage drinking:	
Estimate of state funds expended	Data not available
Estimate based on the 12 months ending	Data not available
Programs targeted to institutes of higher learning:	
Estimate of state funds expended	Data not available
Estimate based on the 12 months ending	Data not available
Programs that target youth in the juvenile justice system:	
Estimate of state funds expended	Data not available
Estimate based on the 12 months ending	Data not available
Programs that target youth in the child welfare system:	
Estimate of state funds expended	Data not available
Estimate based on the 12 months ending	Data not available
Other programs:	
Programs or strategies included: No data	
Estimate of state funds expended	$0
Estimate based on the 12 months ending	06/30/2011

Funds Dedicated to Underage Drinking	
State derives funds dedicated to underage drinking from the following revenue streams:	
Taxes	No
Fines	No
Fees	No
Other	No data
Description of funding streams and how they are used:	
No data	

Additional Clarification

None given

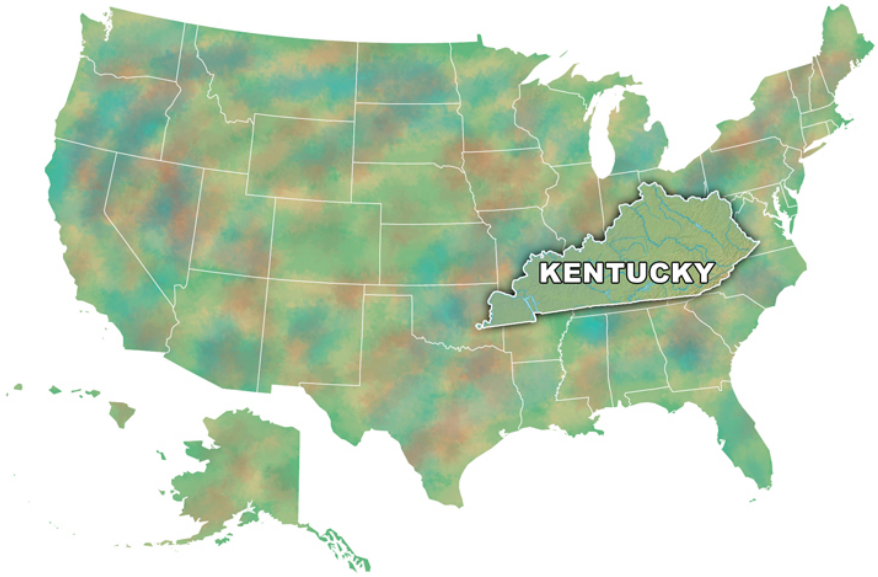

Kentucky

State Profile and Underage Drinking Facts*

State Population: 4,369,356
Population Ages 12–20: 516,000

	Percentage	Number
Ages 12–20		
Past-Month Alcohol Use	23.7	123,000
Past-Month Binge Alcohol Use	16.6	86,000
Ages 12–14		
Past-Month Alcohol Use	4.9	8,000
Past-Month Binge Alcohol Use	1.9	3,000
Ages 15–17		
Past-Month Alcohol Use	19.1	34,000
Past-Month Binge Alcohol Use	13.9	25,000
Ages 18–20		
Past-Month Alcohol Use	44.9	81,000
Past-Month Binge Alcohol Use	32.2	58,000
Alcohol-Attributable Deaths (under 21)		75
Years of Potential Life Lost (under 21)		4,492
	Percentage of All Traffic Fatalities	**Number**
Traffic Fatalities, 15- to 20-Year-Old Drivers with BAC > 0.01	11.0	12

* See Appendix C for data sources.

Laws Addressing Minors in Possession of Alcohol

Underage Possession of Alcohol

Possession is prohibited—no explicit exceptions noted in the law.

Underage Consumption of Alcohol

Consumption is not explicitly prohibited.

Internal Possession by Minors

Internal possession is not explicitly prohibited.

Underage Purchase of Alcohol

Purchase is prohibited and there is NO ALLOWANCE for youth purchase for law enforcement purposes.

False Identification for Obtaining Alcohol

Provision(s) Targeting Minors

- Use of a false ID to obtain alcohol is a criminal offense.
- Penalty may include driver's license suspension through a judicial procedure.

Provisions Targeting Retailers

- Licenses for drivers under age 21 are easily distinguishable from those for drivers age 21 and older.
- Specific affirmative defense—the retailer inspected the false ID and came to a reasonable conclusion based on its appearance that it was valid.

Laws Targeting Underage Drinking and Driving

BAC Limits: Youth (Underage Operators of Noncommercial Motor Vehicles)

- BAC limit: 0.02
- BAC level at or above the limit is per se (conclusive) evidence of a violation
- Applies to drivers under age 21

Loss of Driving Privileges for Alcohol Violations by Minors ("Use/Lose Laws")

No use/lose law

Graduated Driver's License

Learner Stage

- Minimum entry age: 16
- Minimum learner stage period: 6 months
- Minimum supervised driving requirement: 60 hours—10 of which must be at night

Intermediate Stage

- Minimum age: 16 years, 6 months
- Unsupervised night driving
  - Prohibited after: 12 a.m.

  - Primary enforcement of the night-driving rule
- Passenger restrictions exist: No more than one passenger under 20, unless supervised by instructor
  - No primary enforcement of the passenger-restriction rule

License Stage
- Minimum age to lift restrictions: 17

Laws Targeting Alcohol Suppliers

Furnishing Alcohol to Minors

Furnishing is prohibited with the following exception(s):
- Parent/guardian

Compliance Check Protocols

Age of Decoy
- Minimum: 18
- Maximum: 20.5

Appearance Requirements
- Age-appropriate appearance and character

ID Possession
- Prohibited

Verbal Exaggeration of Age
- Prohibited

Decoy Training
- Mandated

Penalty Guidelines for Sales to Minors

- Time period/conditions: 2 years
- First offense: $1,800 fine and/or 36-day suspension
- Second offense: $3,600 fine and/or 72-day license suspension

Responsible Beverage Service

No beverage service training requirement

Minimum Ages for Off-Premises Sellers

- Beer: 18
- Wine: 20
- Spirits: 20

Condition(s) That Must Be Met in order for an Underage Person To Sell Alcoholic Beverages
- Manager/supervisor is present.

Note: Although 20 years old is the minimum age requirement to sell alcoholic beverages at both off-sale and on-sale establishments, 18-year-olds may stock, arrange displays, accept payment for, and sack malt beverages by the package, under supervision of a person 20 years old or older.

Minimum Ages for On-Premises Sellers

- Beer: 20 for both servers and bartenders
- Wine: 20 for both servers and bartenders
- Spirits: 20 for both servers and bartenders

Distance Limitations for New Alcohol Outlets Near Universities and Schools

Colleges and Universities
No distance limitation

Primary and Secondary Schools
No distance limitation

Dram Shop Liability

Statutory liability exists.

Social Host Liability Laws

There is no statutory liability.

Host Party Laws

No state-imposed liability for hosting underage drinking parties

Retailer Interstate Shipments of Alcohol

Retailer interstate shipments are prohibited for all types of beverages.

Direct Sales/Shipments of Alcohol by Producers

Direct sales/shipments from producers to consumers are permitted for wine with the following restrictions:

Age Verification Requirements: None

State Approval/Permit Requirements

- Producer/shipper must obtain state permit.
- State must approve common carrier.

Reporting Requirements: None

Shipping Label Statement Requirements: None

Note: Kentucky's laws permitted direct wine shipments provided the customer purchased the wine at the producer's place of business. This provision was ruled unconstitutional as violating the U.S. Constitution's interstate commerce clause. The remainder of the statutory scheme was upheld (Cherry Hill Vineyards, LLC v. Hudgins (W.D.Ky. 2006) 488 F.Supp.2d 601, affirmed by Cherry Hill Vineyards, LLC v. Lilly, 553 F.3d 423, 424+(6th Cir.(Ky.) Dec 24, 2008) (NO. 07-5128)).

Keg Registration

Registration not required

Alcohol Pricing Policies

Home Delivery

- Beer: No law
- Wine: Prohibited
- Spirits: Prohibited

Alcohol Tax

Beer (5 percent alcohol)

- Specific excise tax: $0.08 per gallon
- Ad valorem excise tax (on-premises sales): 11 percent
- Ad valorem excise tax (off-premises sales): 11 percent
- Ad valorem tax applied at wholesale level

Wine (12 percent alcohol)

- Specific excise tax: $0.50 per gallon
- Ad valorem excise tax (on-premises sales): 11 percent
- Ad valorem excise tax (off-premises sales): 11 percent
- Ad valorem tax applied at wholesale level

Spirits (40 percent alcohol)

- Specific excise tax: $1.92 per gallon
- Ad valorem excise tax (on-premises sales): 11 percent
- Ad valorem excise tax (off-premises sales): 11 percent
- Ad valorem tax applied at wholesale level

Drink Specials

- Free beverages: Prohibited
- Multiple servings at one time: Not prohibited
- Multiple servings for same price as single serving: Not prohibited
- Reduced price at specified day or time: Not prohibited
- Unlimited beverages: Not prohibited
- Increased volume: Not prohibited

Wholesale Pricing

Pricing restrictions exist.

Beer (5 percent alcohol)

- Retailer credit: Not permitted

Wine (12 percent alcohol)

- Retailer credit: Restricted—30 days maximum

Spirits (40 percent alcohol)

- Retailer credit: Restricted—30 days maximum

Kentucky State Survey Responses

State Agency Information	
Agency with primary responsibility for enforcing underage drinking laws:	
Kentucky Department of Alcoholic Beverage Control (ABC)	
Methods by which local and state enforcement agencies coordinate their efforts to enforce laws prohibiting underage drinking:	
Kentucky ABC investigators have full police powers in the state. ABC investigators work with and assist local law enforcement upon request in areas of the state that legally sell alcoholic beverages.	
Enforcement Strategies	
State law enforcement agencies use:	
Cops in Shops	Yes
Shoulder Tap Operations	No
Party Patrol Operations or Programs	Yes
Underage Alcohol–Related Fatality Investigations	Yes
Local law enforcement agencies use:	
Cops in Shops	No
Shoulder Tap Operations	No
Party Patrol Operations or Programs	Yes
Underage Alcohol–Related Fatality Investigations	Yes
State has a program to investigate and enforce direct sales/shipment laws	Unknown
Primary state agency responsible for enforcing laws addressing direct sales/shipments of alcohol to minors	Kentucky ABC
Such laws are also enforced by local law enforcement agencies	Yes
Enforcement Statistics	
State collects data on the number of minors found in possession	Yes
Number of minors found in possession by state law enforcement agencies	435
Number pertains to the 12 months ending	12/31/2011
Data include arrests/citations issued by local law enforcement agencies	Yes
State conducts underage compliance checks/decoy operations[2] to determine if alcohol retailers are complying with laws prohibiting sales to minors	Yes
Data are collected on these activities	Yes
Number of licensees checked for compliance by state agencies	1,854
Number of licensees that failed state compliance checks	119
Numbers pertain to the 12 months ending	12/31/2011
Local agencies conduct underage compliance checks/decoy operations to determine if alcohol retailers are complying with laws prohibiting sales to minors	Yes
Data are collected on these activities	No
Number of licensees checked for compliance by local agencies	Not applicable
Number of licensees that failed local compliance checks	Not applicable
Numbers pertain to the 12 months ending	Not applicable
Sanctions	
State collects data on fines imposed on retail establishments that furnish minors	Yes
Number of fines imposed by the state[3]	279
Total amount in fines across all licensees	$317,750
Numbers pertain to the 12 months ending	12/31/2011
State collects data on license suspensions imposed on retail establishments specifically for furnishing minors	Yes
Number of suspensions imposed by the state[4]	15
Total days of suspensions across all licensees	No data
Numbers pertain to the 12 months ending	12/31/2011

State collects data on license revocations imposed on retail establishments specifically for furnishing minors	Yes
Number of license revocations imposed[5]	5
Numbers pertain to the 12 months ending	12/31/2011

Additional Clarification

None given

[1] Or having consumed or purchased per state statutes.
[2] Underage compliance checks/decoy operations to determine whether alcohol retailers are complying with laws prohibiting sales to minors.
[3] Does not include fines imposed by local agencies.
[4] Does not include suspensions imposed by local agencies.
[5] Does not include revocations imposed by local agencies.

Underage Drinking Prevention Programs Operated or Funded by the State: Programs SPECIFIC TO Underage Drinking

Early Intervention Program (EIP)

Number of youth served	1,067
Number of parents served	No data
Number of caregivers served	No data
Numbers pertain to the 12 months ending	06/30/2011
Program has been evaluated	Yes
Evaluation report is available	Yes

URL for evaluation report:
http://eip.reachoflouisville.com/state/EvaluationReport.aspx?Region=&BeginDate=01/01/2010&EndDate= 12/31/2010
URL for more program information: No data

Program description: The EIP provides multifaceted prevention and intervention targeting specific needs related to alcohol- and drug-related behaviors and choices. There are two primary target populations for this program: (1) young persons under 21 who are charged with a zero-tolerance offense—driving with a blood alcohol content of .02-.08; and (2) juveniles at risk of becoming involved or who are already involved with the Juvenile Justice System and youth who are identified as using or at risk for using substances. The outcomes of the EIP are:

1. Divert youth from involvement with the juvenile justice system.
2. Reduce the recidivism rate of first- and second- time juvenile offenders.
3. Reduce the number of youth who experience future substance-related problems.

These outcomes are achieved through screenings, prevention and intervention strategies, education, and referrals to community resources. Program components contribute to reducing youth substance use, increasing parent–child communication, and encouraging youth to make positive peer and lifestyle choices.

Underage Drinking Prevention Programs Operated or Funded by the State: Programs RELATED TO Underage Drinking

Prime for Life

URL for more program information:
http://www.primeforlife.org/homepage.cfm?CFID=342699&CFTOKEN=60435865

Program description: Prime for Life is an alcohol and drug program for people of all ages. It is designed to gently but powerfully challenge common beliefs and attitudes that directly contribute to high-risk alcohol and drug use. The program goals are to reduce the risk of health and impairment problems.

A primary goal of Prime for Life is prevention of any type of alcohol or drug problem. This includes prevention of health problems such as alcoholism, or impairment problems such as car crashes or fights. Emphasis is on knowing and understanding risks one cannot change and reducing risks one can change. Many people who attend a Prime for Life program already show signs of alcohol- or drug-

related health or impairment problems. Prime for Life is designed to effectively interrupt the progression of use with these audiences. Prime for Life's intervention component focuses on self-assessment to help people understand and accept the need for change. Intensive prevention services, counseling, or treatment may be necessary to support these changes. For those who already need treatment, the program serves as pretreatment and support for abstinence.

Additional Information Related to Underage Drinking Prevention Programs	
State collaborates with federally recognized Tribal governments in the prevention of underage drinking Description of collaboration: Not applicable	No recognized Tribal governments
State has programs to measure and/or reduce youth exposure to alcohol advertising and marketing Program description: The Alcohol Prevention Enhancement Site (PES), funded by the Division for Behavioral Health and operated by Bluegrass Regional Prevention Center in Lexington, Kentucky, researches alcohol environmental strategies, disseminates the latest national research, and provides technical assistance and training on implementing and evaluating effective environmental strategies to reduce alcohol availability to underage youth. The Alcohol PES also seeks to build community capacity to implement policies to limit the availability of alcohol and excessive advertising of alcohol and to change community norms that are favorable to underage drinking. The Alcohol PES was established in 1999 during Kentucky's first State Incentive Grant (SIG) and has been instrumental in a number of countywide alcohol policy changes such as responsible beverage server, social host, and keg registration ordinances. The Fetal Alcohol Spectrum Disorder Prevention Enhancement Site (FASD PES) was created in 2007 to increase awareness of FASD in Kentucky and to offer training and technical assistance to communities to prevent it. The scope of work of the FASD PES includes: • Establishing a training network composed of a variety of community partners and other interested community members that will provide indepth information about FASD and prepare participants to be local FASD trainers. • Training Regional Prevention Center staff to educate middle and high school students about FASD and to gather data for use in FASD curriculum development. • Advocating for effective public policy at the state and local levels. • Working with colleges and universities throughout the state to determine effective and efficient methods for including FASD information in freshman orientation and other forums. • Responding to information requests and supporting local efforts toward mobilizing around FASD issues. • Maintaining a resource and networking list for people seeking assistance outside the scope of prevention to be shared with stakeholders across the state. • Remaining current on new information, research, and best practices in FASD through participation and mentoring with the National Organization on Fetal Alcohol Syndrome (NOFAS).	Yes
State has adopted or developed best practice standards for underage drinking prevention programs Best practice standards description: The state standard is the SAMHSA document, *Identifying and Selecting Evidence Based Interventions*. Although not formally adopted, the document was disseminated to all Regional Prevention Centers to guide community selection of prevention strategies. In addition, the Alcohol PES and FASD PED conduct research regularly on best practices for alcohol prevention. This information is disseminated to Kentucky's network of Regional Prevention Centers, which use it to inform community planning on underage drinking prevention.	Yes

Additional Clarification
The State Prevention Branch of the Kentucky Division of Behavioral Health funds the FASD and Alcohol PESs and the Regional Prevention Centers though the Prevention portion of the Substance Abuse Prevention and Treatment (SAPT) Block Grant.

State Interagency Collaboration	
A state-level interagency governmental body/committee exists to coordinate or address underage drinking prevention activities	No
Committee contact information: Not applicable	
Agencies/organizations represented on the committee: Not applicable	
A website or other public source exists to describe committee activities URL or other means of access: Not applicable	Not applicable

Underage Drinking Reports	
State has prepared a plan for preventing underage drinking in the last 3 years	Yes
Prepared by: The Prevention Branch of the Division of Behavioral Health Plan can be accessed via: The Plan was our application for SAMHSA's Center for Substance Abuse Prevention (CSAP) Partnership for Success (PFS) grant. The State Epidemiological Outcomes Workgroup (SEOW) needs assessment conducted as part of the application process identified underage drinking as the state priority. Kentucky was not awarded the PFS but is implementing parts of the PFS to the extent possible with limited resources. These efforts include two minigrants to Marion and Meade Counties and the statewide "Changing Social Norms and Policy" (CSNaP) initiative. The plan itself is not posted on a website.	
State has prepared a report on preventing underage drinking in the last 3 years	No
Prepared by: Not applicable Plan can be accessed via: Not applicable	

Additional Clarification
Although the state has not prepared any reports on underage drinking within the last 3 years, several reports on underage drinking were produced by Kentucky's SEOW in year 1 of the SPF SIG 5 years ago (http://sig.reachoflouisville.com/ReportsPresentations.aspx#presentations). The SEOW is in the process of preparing a state report on underage drinking in Kentucky. This report will not available until late summer. Also, the Kentucky Prevention Branch has collaborated in the past with the Kentucky State Police Highway and Traffic Safety Branch on underage drinking initiatives and EUDL grants. The state has also worked with the Kentucky Network, a collaborative alcohol and drug prevention effort among colleges and universities across the state. The Network provides support for underage drinking through grant opportunities as well as training opportunties. Both the Highway and Traffic Safety Branch and the Kentucky Network served on the SPF Advisory Council.

State Expenditures for the Prevention of Underage Drinking	
Compliance checks/decoy operations in retail outlets:	
Estimate of state funds expended	Data not available
Estimate based on the 12 months ending	Data not available
Checkpoints and saturation patrols:	
Estimate of state funds expended	Data not available
Estimate based on the 12 months ending	Data not available
Community-based programs to prevent underage drinking:	
Estimate of state funds expended	Data not available
Estimate based on the 12 months ending	Data not available

K–12 school-based programs to prevent underage drinking:	
Estimate of state funds expended	Data not available
Estimate based on the 12 months ending	Data not available
Programs targeted to institutes of higher learning:	
Estimate of state funds expended	Data not available
Estimate based on the 12 months ending	Data not available
Programs that target youth in the juvenile justice system:	
Estimate of state funds expended	Data not available
Estimate based on the 12 months ending	Data not available
Programs that target youth in the child welfare system:	
Estimate of state funds expended	Data not available
Estimate based on the 12 months ending	Data not available
Other programs:	
Programs or strategies included: "I Won't Be the One" (Changing Social Norms and Policy Initiative) Alcohol Prevention Enhancement Site Fetal Alcohol Spectral Disorder	
Estimate of state funds expended	$309,000
Estimate based on the 12 months ending	06/30/2011

Funds Dedicated to Underage Drinking	
State derives funds dedicated to underage drinking from the following revenue streams:	
Taxes	No
Fines	No
Fees	No
Other	No data
Description of funding streams and how they are used:	
No data	

Additional Clarification

Money for all current underage drinking efforts comes from Prevention Block Grant funds.

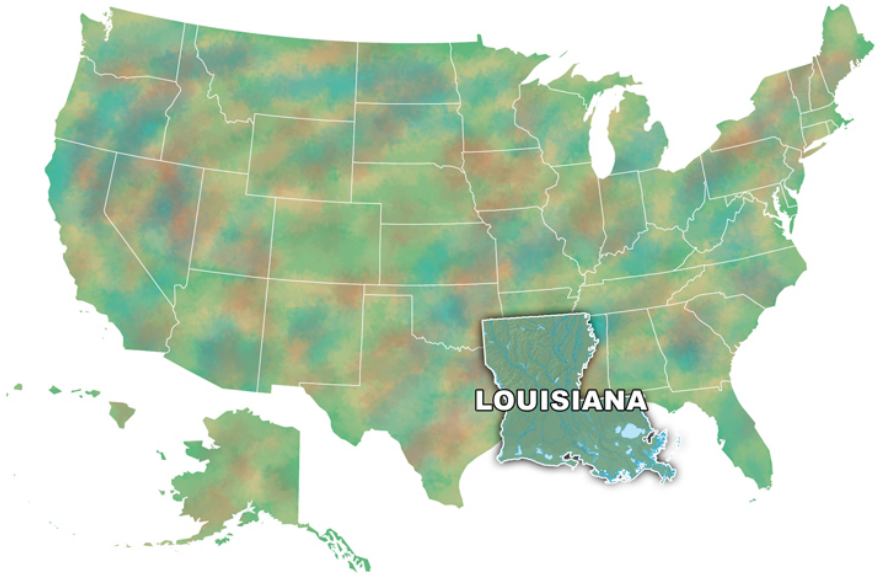

Louisiana

State Profile and Underage Drinking Facts*

State Population: 4,574,836
Population Ages 12–20: 579,000

	Percentage	Number
Ages 12–20		
Past-Month Alcohol Use	29.0	168,000
Past-Month Binge Alcohol Use	16.9	98,000
Ages 12–14		
Past-Month Alcohol Use	6.8	12,000
Past-Month Binge Alcohol Use	2.6	5,000
Ages 15–17		
Past-Month Alcohol Use	23.9	45,000
Past-Month Binge Alcohol Use	12.5	24,000
Ages 18–20		
Past-Month Alcohol Use	52.7	111,000
Past-Month Binge Alcohol Use	33.0	69,000
Alcohol-Attributable Deaths (under 21)		125
Years of Potential Life Lost (under 21)		7,431
	Percentage of All Traffic Fatalities	**Number**
Traffic Fatalities, 15- to 20-Year-Old Drivers with BAC > 0.01	27.0	32

* See Appendix C for data sources.

Laws Addressing Minors in Possession of Alcohol

Underage Possession of Alcohol

Possession is prohibited with the following exception(s):

- Private residence OR EITHER
- Parent/guardian OR
- Spouse

Underage Consumption of Alcohol

Consumption is prohibited with the following exception(s):

- Private residence OR EITHER
- Parent/guardian OR
- Spouse

Internal Possession by Minors

Internal possession is not explicitly prohibited.

Underage Purchase of Alcohol

Purchase is prohibited and there is NO ALLOWANCE for youth purchase for law enforcement purposes.

False Identification for Obtaining Alcohol

Provision(s) Targeting Minors

- Use of a false ID to obtain alcohol is a criminal offense.
- Penalty may include driver's license suspension through a judicial procedure.

Provisions Targeting Retailers

- Licenses for drivers under age 21 are easily distinguishable from those for drivers age 21 and older.
- Specific affirmative defense—the retailer inspected the false ID and came to a reasonable conclusion based on its appearance that it was valid.

Laws Targeting Underage Drinking and Driving

BAC Limits: Youth (Underage Operators of Noncommercial Motor Vehicles)

- BAC limit: 0.02
- BAC level at or above the limit is per se (conclusive) evidence of a violation
- Applies to drivers under age 21

Loss of Driving Privileges for Alcohol Violations by Minors ("Use/Lose Laws")

Use/lose penalties apply to minors under age 21.

Type(s) of Violation Leading to Driver's License Suspension, Revocation, or Denial

- Underage purchase
- Underage possession
- Underage consumption

Authority To Impose Driver's License Sanction
- Mandatory

Length of Suspension/Revocation
- Minimum: 90 days
- Maximum: 365 days

Graduated Driver's License

Learner Stage
- Minimum entry age: 15
- Minimum learner stage period: 6 months
- Minimum supervised driving requirement: 50 hours—15 of which must be at night

Intermediate Stage
- Minimum age: 16
- Unsupervised night driving
  - Prohibited after: 11 p.m.
  - Primary enforcement of the night-driving rule
- Passenger restrictions exist: Unless accompanied by a licensed driver at least 21 years old, no more than one unrelated passenger under 21 between the hours of 6 p.m. and 5 a.m.
  - Primary enforcement of the passenger-restriction rule

License Stage
- Minimum age to lift restrictions: 17

Laws Targeting Alcohol Suppliers

Furnishing Alcohol to Minors

Furnishing is prohibited with the following exception(s): EITHER
- Parent/guardian OR
- Spouse

Compliance Check Protocols

No data

Penalty Guidelines for Sales to Minors

No data

Responsible Beverage Service

Mandatory Beverage Service Training for Managers, Servers
- Applies to both on-sale and off-sale establishments
- Applies to both new and existing outlets

Minimum Ages for Off-Premises Sellers
- Beer: Not specified
- Wine: Not specified
- Spirits: Not specified

Condition(s) That Must Be Met in order for an Underage Person To Sell Alcoholic Beverages
- Manager/supervisor is present.

Minimum Ages for On-Premises Sellers
- Beer: 18 for both servers and bartenders
- Wine: 18 for both servers and bartenders
- Spirits: 18 for both servers and bartenders

Distance Limitations for New Alcohol Outlets Near Universities and Schools

Colleges and Universities
No distance limitation

Primary and Secondary Schools
No distance limitation

Dram Shop Liability
- There is no statutory liability.
- The courts recognize common law dram shop liability.

Social Host Liability Laws
- There is no statutory liability.
- The courts recognize common law social host liability.

Host Party Laws

No state-imposed liability for hosting underage drinking parties

Retailer Interstate Shipments of Alcohol

Prohibition against retailer interstate shipments:
- Beer: Prohibited
- Wine: Permitted
- Spirits: Prohibited

Direct Sales/Shipments of Alcohol by Producers

Direct sales/shipments from producers to consumers are permitted for wine with the following restrictions:

Age Verification Requirements: None

State Approval/Permit Requirements
- Producer/shipper must obtain state permit.

Reporting Requirements
- Common carrier must record/report purchaser's name.

Shipping Label Statement Requirements
- Contains alcohol
- Recipient must be 21

Keg Registration

- Keg definition: 4 or more gallons
- Purchaser information collected:
  - Purchaser's name and address
  - Verified by a government-issued ID
- Warning information to purchaser: Active—purchaser action required (e.g., signature)
- Deposit: Not required
- Provisions do not specifically address disposable kegs.

Alcohol Pricing Policies

Home Delivery

- Beer: No law
- Wine: Permitted—no more than 144 (750ml) bottles per year per person per household
- Spirits: No law

Alcohol Tax

- Beer (5 percent alcohol): Specific excise tax is $0.32 per gallon.
- Wine (12 percent alcohol): Specific excise tax is $0.11 per gallon ($0.32 per gallon for alcohol content of 6 percent ABV or less).
- Spirits (40 percent alcohol): Specific excise tax is $2.50 per gallon.

Drink Specials

- Free beverages: Not prohibited
- Multiple servings at one time: Not prohibited
- Multiple servings for same price as single serving: Not prohibited
- Reduced price at specified day or time: Not prohibited
- Unlimited beverages: Prohibited—not permitted after 10 p.m.
- Increased volume: Not prohibited

Wholesale Pricing

Pricing restrictions exist.

Beer (5 percent alcohol)

- Volume discounts: Banned
- Retailer credit: Not permitted

Wine (12 percent alcohol)

- Volume discounts: Banned
- Retailer credit: Restricted—15 days maximum

Spirits (40 percent alcohol)

- Volume discounts: Banned
- Retailer credit: Restricted—15 days maximum

Louisiana State Survey Responses

State Agency Information	
Agency with primary responsibility for enforcing underage drinking laws:	
Louisiana Office of Alcohol and Tobacco Control	
Methods by which local and state enforcement agencies coordinate their efforts to enforce laws prohibiting underage drinking:	
No data	
Enforcement Strategies	
State law enforcement agencies use:	
Cops in Shops	Yes
Shoulder Tap Operations	No
Party Patrol Operations or Programs	No
Underage Alcohol–Related Fatality Investigations	Yes
Local law enforcement agencies use:	
Cops in Shops	No
Shoulder Tap Operations	No
Party Patrol Operations or Programs	No
Underage Alcohol–Related Fatality Investigations	No
State has a program to investigate and enforce direct sales/shipment laws	Yes
Primary state agency responsible for enforcing laws addressing direct sales/shipments of alcohol to minors	Louisiana Office of Alcohol and Tobacco Control
Such laws are also enforced by local law enforcement agencies	No
Enforcement Statistics	
State collects data on the number of minors found in possession	Yes
Number of minors found in possession[1] by state law enforcement agencies	1,050
Number pertains to the 12 months ending	06/30/2011
Data include arrests/citations issued by local law enforcement agencies	No
State conducts underage compliance checks/decoy operations[2] to determine if alcohol retailers are complying with laws prohibiting sales to minors	Yes
Data are collected on these activities	Yes
Number of licensees checked for compliance by state agencies	3,997
Number of licensees that failed state compliance checks	218
Numbers pertain to the 12 months ending	06/30/2011
Local agencies conduct underage compliance checks/decoy operations to determine if alcohol retailers are complying with laws prohibiting sales to minors	Yes
Data are collected on these activities	No
Number of licensees checked for compliance by local agencies	Not applicable
Number of licensees that failed local compliance checks	Not applicable
Numbers pertain to the 12 months ending	Not applicable
Sanctions	
State collects data on fines imposed on retail establishments that furnish minors	Yes
Number of fines imposed by the state[3]	257
Total amount in fines across all licensees	No data
Numbers pertain to the 12 months ending	06/30/2011
State collects data on license suspensions imposed on retail establishments specifically for furnishing minors	Yes
Number of suspensions imposed by the state[4]	0
Total days of suspensions across all licensees	Not applicable
Numbers pertain to the 12 months ending	06/30/2011

State collects data on license revocations imposed on retail establishments specifically for furnishing minors	Yes
Number of license revocations imposed[5]	0
Numbers pertain to the 12 months ending	06/30/2011
Additional Clarification	
None given	

[1] Or having consumed or purchased per state statutes.
[2] Underage compliance checks/decoy operations to determine whether alcohol retailers are complying with laws prohibiting sales to minors.
[3] Does not include fines imposed by local agencies.
[4] Does not include suspensions imposed by local agencies.
[5] Does not include revocations imposed by local agencies.

Underage Drinking Prevention Programs Operated or Funded by the State: Programs SPECIFIC TO Underage Drinking	
Project Northland	
Number of youth served	8,452
Number of parents served	No data
Number of caregivers served	No data
Numbers pertain to the 12 months ending	06/30/2011
Program has been evaluated	Yes
Evaluation report is available	Yes
URL for evaluation report: Hard copy available by request.	
URL for more program information: http://www.hazelden.org/web/go/projectnorthland	

Program description: Project Northland is a multilevel intervention involving students, peers, parents, and communities in programs designed to delay the age at which adolescents begin drinking, reduce alcohol use among those already drinking, and limit the number of alcohol-related problems among young drinkers. Administered to adolescents in grades 6 to 8 on a weekly basis, the program has a specific theme within each grade level that is incorporated into the parent, peer, and community components. The 6th-grade home-based program targets communication about adolescent alcohol use through student-parent homework assignments, in-class group discussions, and a community-wide task force. The 7th-grade peer- and teacher-led curriculum focuses on resistance skills and normative expectations regarding teen alcohol use, and it is implemented through discussions, games, problem solving tasks, and role plays. During the first half of the 8th-grade Powerlines peer-led program, students learn about community dynamics related to alcohol use prevention through small group and classroom interactive activities. During the second half, they work on community-based projects and hold a mock town meeting to make community policy recommendations to prevent teen alcohol use.

Protecting You/Protecting Me (PY/PM)	
Number of youth served	1,178
Number of parents served	No data
Number of caregivers served	No data
Numbers pertain to the 12 months ending	06/30/2011
Program has been evaluated	Yes
Evaluation report is available	Yes
URL for evaluation report: Hard copy available by request	
URL for more program information: http://www.pypm.org www.hazelden.org/	

Program description: PY/PM is a 5-year classroom-based alcohol use prevention and vehicle safety program for elementary school students in grades 1–5 (ages 6–11) and high school students in grades 11 and 12. The program aims to reduce alcohol-related injuries and death among children and youth due to underage alcohol use and riding in vehicles with drivers who are not alcohol free. PY/PM consists of a series of 40 science- and health-based lessons, with eight lessons per year for grades 1–5. All lessons are correlated with educational achievement objectives.

PY/PM lessons and activities focus on teaching children about:

1. The brain—how it continues to develop throughout childhood and adolescence, what alcohol does to the developing brain, and why it is important for children to protect their brains.
2. Vehicle safety, particularly what children can do to protect themselves if they have to ride with someone who is not alcohol free.
3. Life skills, including decisionmaking, stress management, media awareness, resistance strategies, and communication.

Lessons are taught weekly and last 20–25 minutes or 45–50 minutes, depending on the grade level. A variety of ownership activities promote students' ownership of the information and reinforce the skills taught during each lesson. Parent take-home activities are offered for all 40 lessons. PY/PM's interactive and affective teaching processes include role playing, small group and classroom discussions, reading, writing, storytelling, art, and music. The curriculum can be taught by school staff or prevention specialists. PY/PM also has a high school component for students in grades 11 and 12. The youth-led implementation model involves delivery of the PY/PM curriculum to elementary students by trained high school students who are enrolled in a peer mentoring, family and consumer science, or leadership course for credit. The program's benefits to high school students are derived from learning about the brain and how alcohol use can affect adolescents, serving as role models to the elementary school participants, and taking coursework in preparation for delivering the curriculum.

Underage Drinking Prevention Programs Operated or Funded by the State: Programs RELATED TO Underage Drinking

LifeSkills Training (LST)

URL for more program information: http://www.lifeskillstraining.com

Program description: LST is a school-based program that aims to prevent alcohol, tobacco, and marijuana use and violence by targeting the major social and psychological factors that promote the initiation of substance use and other risky behaviors. LST is based on both the social influence and the competence enhancement models of prevention. Consistent with this theoretical framework, LST addresses multiple risk and protective factors and teaches personal and social skills that build resilience and help youth navigate developmental tasks, including the skills necessary to understand and resist pro-drug influences. LST provides information relevant to the important life transitions that adolescents and young teens face by using culturally sensitive and developmentally and age-appropriate language and content. Facilitated discussion, structured small group activities, and role-playing scenarios are used to stimulate participation and promote the acquisition of skills. Separate LST programs are offered for elementary school (grades 3–6), middle school (grades 6–9), and high school (grades 9–12); the research studies and outcomes reviewed for this summary involved middle school students.

Positive Action

URL for more program information: http://www.positiveaction.net

Program description: Positive Action is an integrated and comprehensive program that is designed to improve academic achievement; school attendance; and problem behaviors such as substance use, violence, suspensions, disruptive behaviors, dropping out, and sexual behavior. It is also designed to improve parent–child bonding, family cohesion, and family conflict. Positive Action has materials for schools, homes, and community agencies. All materials are based on the same unifying broad concept (one feels good about oneself when taking positive actions) with six explanatory subconcepts (positive actions for the physical, intellectual, social, and emotional areas) that elaborate on the overall theme. Program components include grade-specific curriculum kits for kindergarten through 12th grade, drug education kits, a conflict resolution kit, statewide climate development kits for elementary and secondary school levels, a counselor's kit, a family kit, and a community kit. All the components and their parts can be used separately or in any combination and are designed to reinforce and support one another.

Project Alert

URL for more program information: http://www.projectalert.com

Program description: No data

Coping Skills URL for more program information: http://www.learncopingskills.com/about_the_program
Program description: No data
Too Good for Drugs URL for more program information: http://www.mendezfoundation.org
Program description: No data
Al's Pals: Kids Making Healthy Choices URL for more program information: http://www.wingspanworks.com/educational_programs
Program description: No data
Strengthening Families URL for more program information: http:// www.strengtheningfamiliesprogram.org/about.html
Program description: No data
All Stars URL for more program information: http://www.allstarsprevention.com
Program description: No data
Stay on Track URL for more program information: http://www.ncprs.org/sotHome.htm
Program description: No data

Additional Information Related to Underage Drinking Prevention Programs	
State collaborates with federally recognized Tribal governments in the prevention of underage drinking	No
Description of collaboration: Not applicable.	
State has programs to measure and/or reduce youth exposure to alcohol advertising and marketing	No
Program description: Not applicable	
State has adopted or developed best practice standards for underage drinking prevention programs	Yes

Best practice standards description: The state funds programs that meet the following criteria:

1. Inclusion in a federal list or registry of evidence-based interventions.
2. Being reported (with positive effects) in a peer-reviewed journal.
3. Documentation of effectiveness based on the following guidelines:
    a. The intervention is based on a theory of change that is documented in a clear logic or conceptual model.
    b. The intervention is similar in content and structure to interventions that appear in registries and/or the peer-reviewed literature.
    c. The intervention is supported by documentation indicating effective implementation in the past, and multiple times, in a manner attentive to Identifying and Selecting Evidence-Based Interventions scientific standards of evidence and with results that show a consistent pattern of credible and positive effects.
    d. The intervention is reviewed and deemed appropriate by a panel of informed prevention experts that includes well-qualified prevention researchers who are experienced in evaluating prevention interventions similar to those under review; local prevention practitioners; and key community leaders as appropriate (e.g., officials from law enforcement and education sectors or elders in indigenous cultures).

Additional Clarification

The following are additional related underage drinking prevention programs: Life Skills Parenting; Guiding Good Choices; and ATLAS (Athletes Training and Learning to Avoid Steroids).

State Interagency Collaboration

A state-level interagency governmental body/committee exists to coordinate or address underage drinking prevention activities	No
Committee contact information: Not applicable	
Agencies/organizations represented on the committee: Not applicable: Due to diminished resources, both financial and human, the High Risk and Underage Drinking Taskforce disbanded in 2011. The Taskforce was a subcommittee of the statewide Prevention Systems Committee. It is the intention of the state that should resources become available, the state will work to revitalize the taskforce.	
A website or other public source exists to describe committee activities URL or other means of access: Not applicable	Not applicable

Underage Drinking Reports

State has prepared a plan for preventing underage drinking in the last 3 years Prepared by: Not applicable. Plan can be accessed via: Not applicable.	No
State has prepared a report on preventing underage drinking in the last 3 years Prepared by: Louisiana Department of Health and Hospitals Office of Behavioral Health (OBH) sponsors the Louisiana Caring Communities Youth Survey (CCYS) The State Epidemiology Workgroup in collaboration with the state evaluator produced a data brief on Underage Drinking in Louisiana Plan can be accessed via: http://www.gov.state.la.us/safe	Yes

Additional Clarification

Since 1998, OBH has cosponsored the CCYS of students in grades 6, 8, 10, and 12 statewide. The survey measures students' involvement in a specific set of problem behaviors (including alcohol use) as well as their exposure to a set of scientifically validated risk and protective factors identified in the Risk and Protective Factor Model of adolescent problem behaviors. The survey is conducted every 2 years. Website address: http://new.dhh.louisiana.gov/index.cfm/newsroom/detail/1392.

The Drug Policy Board (DPB) holds statutory authority in Louisiana to coordinate all substance abuse efforts, including prevention, treatment, and enforcement. The DPB is supported by two formalized committees: the Prevention Systems Committee (PSC) and the State Epidemiology Workgroup (SEW). The DPB tasked the SEW with collection and analyses of data related to consumption and consequences of substance use. The DPB tasked the PSC with implementing Louisiana's Strategic Plan for Substance Abuse Prevention. The SEW collaborates with the PSC to advise and make data-driven recommendations to the DPB on issues relating to programs, policies, and practices. The DPB, SEW, and PSC provide the infrastructure for state and community planners to deliver and sustain effective substance abuse prevention efforts. Member agencies are committed to support local coalitions to address substance abuse prevention on a local level.

As stated previously, due to diminished resources, both financial and human, the High Risk and Underage Drinking Taskforce no longer exists as a subcommittee of the PSC. Should resources become available, the state will work to revitalize the taskforce.

State Expenditures for the Prevention of Underage Drinking	
Compliance checks/decoy operations in retail outlets:	
Estimate of state funds expended	$400,000
Estimate based on the 12 months ending	06/30/2011
Checkpoints and saturation patrols:	
Estimate of state funds expended	$150,000
Estimate based on the 12 months ending	06/30/2011
Community-based programs to prevent underage drinking:	
Estimate of state funds expended	Data not available
Estimate based on the 12 months ending	Data not available
K–12 school-based programs to prevent underage drinking:	
Estimate of state funds expended	$368,050
Estimate based on the 12 months ending	06/30/2011
Programs targeted to institutes of higher learning:	
Estimate of state funds expended	No data
Estimate based on the 12 months ending	No data
Programs that target youth in the juvenile justice system:	
Estimate of state funds expended	No data
Estimate based on the 12 months ending	No data
Programs that target youth in the child welfare system:	
Estimate of state funds expended	No data
Estimate based on the 12 months ending	No data
Other programs:	
Programs or strategies included:	No data
Estimate of state funds expended	Not applicable
Estimate based on the 12 months ending	Not applicable

Funds Dedicated to Underage Drinking	
State derives funds dedicated to underage drinking from the following revenue streams:	
Taxes	No
Fines	No
Fees	No
Other	No data
Description of funding streams and how they are used:	
No data	

Additional Clarification

While Louisiana does not dedicate any state general funds to underage drinking prevention programs, a Substance Abuse Prevention and Treatment (SAPT) Block Grant funds K–12 school-based programs to prevent underage drinking to include Project Northland and Protecting You/Protecting Me.

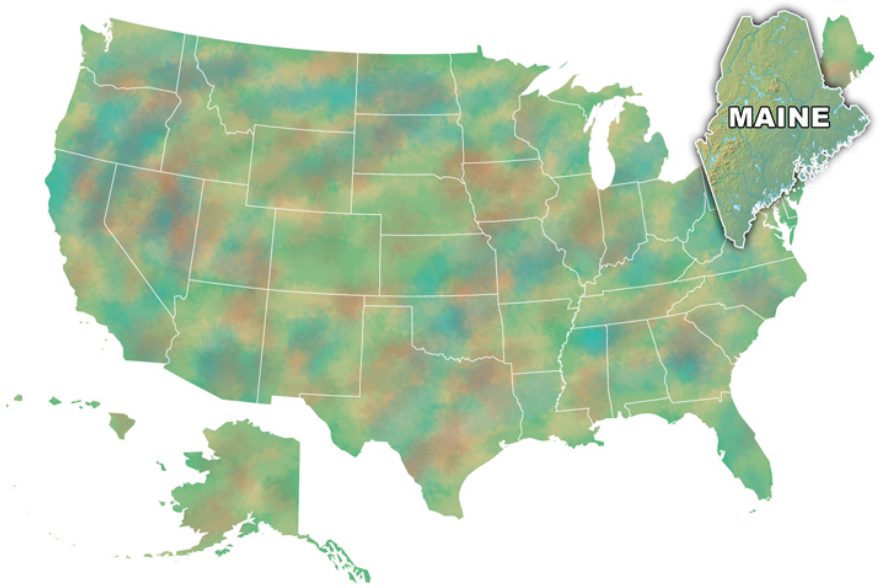

Maine

State Profile and Underage Drinking Facts*

State Population: 1,328,188
Population Ages 12–20: 151,000

	Percentage	Number
Ages 12–20		
Past-Month Alcohol Use	25.4	38,000
Past-Month Binge Alcohol Use	16.1	24,000
Ages 12–14		
Past-Month Alcohol Use	2.3	1,000
Past-Month Binge Alcohol Use	0.8	1,000
Ages 15–17		
Past-Month Alcohol Use	20.5	10,000
Past-Month Binge Alcohol Use	10.8	5,000
Ages 18–20		
Past-Month Alcohol Use	51.0	27,000
Past-Month Binge Alcohol Use	34.9	18,000
Alcohol-Attributable Deaths (under 21)		15
Years of Potential Life Lost (under 21)		872
	Percentage of All Traffic Fatalities	**Number**
Traffic Fatalities, 15- to 20-Year-Old Drivers with BAC > 0.01	22.0	6

* See Appendix C for data sources.

Laws Addressing Minors in Possession of Alcohol

Underage Possession of Alcohol

Possession is prohibited with the following exception(s):

- Private residence AND
- Parent/guardian

Underage Consumption of Alcohol

Consumption is prohibited with the following exception(s):

- Private residence AND
- Parent/guardian

Internal Possession by Minors

Internal possession is not explicitly prohibited.

Underage Purchase of Alcohol

Purchase is prohibited and there is NO ALLOWANCE for youth purchase for law enforcement purposes.

False Identification for Obtaining Alcohol

Provision(s) Targeting Minors

- Use of a false ID to obtain alcohol is a criminal offense.
- Penalty may include driver's license suspension through a judicial procedure.

Provision(s) Targeting Suppliers

- It is a criminal offense to lend, transfer, or sell a false ID.

Provisions Targeting Retailers

- Licenses for drivers under age 21 are easily distinguishable from those for drivers age 21 and older.
- Retailers are permitted to seize apparently false IDs.
- No statutory affirmative defense—statutes do not provide an affirmative defense related to retailer's belief that the minor was 21 years of age or older.

Note: In Maine, the provisions targeting suppliers apply to acts prohibited for minors. The more general laws that address adults are not collected here as they are not, for purposes of this report, specific to the lending, transfer, sale, or production of false identification for a minor's obtaining alcoholic beverages.

Laws Targeting Underage Drinking and Driving

BAC Limits: Youth (Underage Operators of Noncommercial Motor Vehicles)

- BAC limit: 0.00
- Any detectable alcohol in the blood is per se (conclusive) evidence of a violation.
- Applies to drivers under age 21

Loss of Driving Privileges for Alcohol Violations by Minors ("Use/Lose Laws")

No use/lose law

Graduated Driver's License

Learner Stage

- Minimum entry age: 15
- Minimum learner stage period: 6 months
- Minimum supervised driving requirement: 35 hours—5 of which must be at night

Intermediate Stage

- Minimum age: 16
- Unsupervised night driving
  - Prohibited after: 12 a.m.
  - Primary enforcement of the night-driving rule
- Passenger restrictions exist: Immediate family members only, unless accompanied by licensed driver who is at least 20 years old
  - Primary enforcement of the passenger-restriction rule

License Stage

- Minimum age to lift restrictions: 16 years, 6 months

Laws Targeting Alcohol Suppliers

Furnishing Alcohol to Minors

Furnishing is prohibited with the following exception(s):

- Private residence AND
- Parent/guardian

Compliance Check Protocols

No data

Penalty Guidelines for Sales to Minors

No data

Responsible Beverage Service

Voluntary Beverage Service Training

- The law does not specify on- or off-sale establishments.
- The law does not specify new or existing outlets.

Incentive for Training

- Defense in dram shop liability lawsuits

Minimum Ages for Off-Premises Sellers

- Beer: 17
- Wine: 17
- Spirits: 17

Condition(s) That Must Be Met in order for an Underage Person To Sell Alcoholic Beverages

- Manager/supervisor is present.

Minimum Ages for On-Premises Sellers

- Beer: 17 for both servers and bartenders
- Wine: 17 for both servers and bartenders
- Spirits: 17 for both servers and bartenders

Condition(s) That Must Be Met in order for an Underage Person To Sell Alcoholic Beverages

- Manager/supervisor is present.

Distance Limitations for New Alcohol Outlets Near Universities and Schools

Colleges and Universities

No distance limitation

Primary and Secondary Schools

Prohibitions against outlet siting:

- Off-premises outlets: No
- On-premises outlets: Yes—within 300 feet
- Alcohol products: Beer, wine, spirits
- Exceptions: Downtown location

Dram Shop Liability

Statutory liability exists subject to the following conditions:

- Limitations on damages: $350,000 limit for all claims per occurrence. Medical care and treatment costs excluded from limit.

Note: Maine law includes a responsible beverage service defense.

Social Host Liability Laws

Statutory liability exists subject to the following conditions:

- Limitations on damages: $350,000 limit for all claims per occurrence. Medical care and treatment costs excluded from limit.

Host Party Laws

Social host law is not specifically limited to underage drinking parties

- Action by underage guest that triggers violation: Possession, consumption
- Property type(s) covered by liability law: Residence, outdoor, other
- Standard for hosts' knowledge or action regarding the party: Knowledge—host must have actual knowledge of the occurrence
- Exception(s): Family

Retailer Interstate Shipments of Alcohol

Retailer interstate shipments are prohibited for all types of beverages.

Direct Sales/Shipments of Alcohol by Producers

Direct sales/shipments from producers to consumers are permitted for wine with the following restrictions:

Age Verification Requirements

- Common carrier must verify age of recipient.

State Approval/Permit Requirements

- Producer/shipper must obtain state permit.
- State must approve common carrier.

Reporting Requirements

- Producer must record/report purchaser's name.

Shipping Label Statement Requirements

- Contains alcohol
- Recipient must be 21

Keg Registration

- Keg definition: At least 7.75 gallons
- Prohibited:
  - Possessing an unregistered, unlabeled keg—maximum fine/jail: $500
  - Destroying the label on a keg—maximum fine/jail: $1,000/6 months
- Purchaser information collected: Purchaser's name and address
- Warning information to purchaser: Passive—no purchaser action required
- Deposit required
- Provisions do not specifically address disposable kegs.

Alcohol Pricing Policies

Home Delivery

- Beer: No law
- Wine: No law
- Spirits: No law

Alcohol Tax

Beer (5 percent alcohol)

- Specific excise tax: $0.35 per gallon
- Ad valorem excise tax (on-premises sales): 7 percent

General sales tax rate of 5 percent does not apply to onsite sales. The onsite ad valorem retail tax is 7 percent. The "sales tax adjusted" onsite retail ad valorem rate is therefore 2 percent.

Wine (12 percent alcohol)

- Control state

Spirits (40 percent alcohol)

- Control state

Drink Specials

- Free beverages: Prohibited
- Multiple servings at one time: Not prohibited
- Multiple servings for same price as single serving: Not prohibited
- Reduced price at specified day or time: Not prohibited
- Unlimited beverages: Prohibited
- Increased volume: Not prohibited

Wholesale Pricing

Pricing restrictions exist.

Beer (5 percent alcohol)

- Volume discounts: Banned
- Price posting requirements: Post and hold—1 month minimum
- Retailer credit: Not permitted

Wine (12 percent alcohol)

- Control state

Spirits (40 percent alcohol)

- Control state

Maine State Survey Responses

State Agency Information	
Agency with primary responsibility for enforcing underage drinking laws:	
Maine Department of Health and Human Services, Office of Substance Abuse	
Methods by which local and state enforcement agencies coordinate their efforts to enforce laws prohibiting underage drinking:	
Three trainings were held across the state on Maine administrative liquor law. Twenty-one law enforcement agencies that were awarded money to increase their underage drinking enforcement efforts have continued their work across the state. These contracts ended 9/30/12 but will be renewed for another 2 years of funding with the same grantees (pending funding availability). There were 1,001 statewide compliance checks conducted with off-premise liquor licensees. Seventy-five of those failed, yielding a 92.5 percent compliance rate. Maine's Higher Education Alcohol Prevention Partnership (HEAPP) sustained its efforts to reduce underage and high-risk alcohol use by college students. Minigrants, training, technical assistance, and materials on underage drinking enforcement and prevention strategies were provided to law enforcement agencies and coalitions in college areas, as well as directly to Maine colleges and universities. Supported strategies include evidence-based enforcement tactics, environmental management efforts, and educational interventions for those who violate policies/laws or are at increased risk for engaging in underage drinking (i.e., first-year students, athletes, student groups). Some campuses provided brief interventions to alcohol law violators on campus as an effective sanction to reduce recidivism. A focus of the campus underage drinking prevention efforts is to reduce illegal alcohol availability to underage students through social sources by increasing awareness and enforcement of Maine's underage drinking laws, especially furnishing.	
Enforcement Strategies	
State law enforcement agencies use:	
Cops in Shops	No
Shoulder Tap Operations	No
Party Patrol Operations or Programs	No
Underage Alcohol–Related Fatality Investigations	No
Local law enforcement agencies use:	
Cops in Shops	No
Shoulder Tap Operations	No
Party Patrol Operations or Programs	Yes
Underage Alcohol–Related Fatality Investigations	No
State has a program to investigate and enforce direct sales/shipment laws	Unknown
Primary state agency responsible for enforcing laws addressing direct sales/shipments of alcohol to minors	No data
Such laws are also enforced by local law enforcement agencies	No data
Enforcement Statistics	
State collects data on the number of minors found in possession	Yes
Number of minors found in possession[1] by state law enforcement agencies	288
Number pertains to the 12 months ending	06/30/2012
Data include arrests/citations issued by local law enforcement agencies	Yes
State conducts underage compliance checks/decoy operations[2] to determine if alcohol retailers are complying with laws prohibiting sales to minors	Yes
Data are collected on these activities	Yes
Number of licensees checked for compliance by state agencies	1,001
Number of licensees that failed state compliance checks	75
Numbers pertain to the 12 months ending	06/30/2012

Local agencies conduct underage compliance checks/decoy operations to determine if alcohol retailers are complying with laws prohibiting sales to minors	Yes
Data are collected on these activities	Yes
Number of licensees checked for compliance by local agencies	343
Number of licensees that failed local compliance checks	42
Numbers pertain to the 12 months ending	06/30/2012
Sanctions	
State collects data on fines imposed on retail establishments that furnish minors	Unknown
Number of fines imposed by the state[3]	No data
Total amount in fines across all licensees	No data
Numbers pertain to the 12 months ending	No data
State collects data on license suspensions imposed on retail establishments specifically for furnishing minors	Unknown
Number of suspensions imposed by the state[4]	No data
Total days of suspensions across all licensees	No data
Numbers pertain to the 12 months ending	No data
State collects data on license revocations imposed on retail establishments specifically for furnishing minors	Unknown
Number of license revocations imposed[5]	No data
Numbers pertain to the 12 months ending	No data
Additional Clarification	
None given	

[1] Or having consumed or purchased per state statutes.
[2] Underage compliance checks/decoy operations to determine whether alcohol retailers are complying with laws prohibiting sales to minors.
[3] Does not include fines imposed by local agencies.
[4] Does not include suspensions imposed by local agencies.
[5] Does not include revocations imposed by local agencies.

Underage Drinking Prevention Programs Operated or Funded by the State: Programs SPECIFIC TO Underage Drinking	
Healthy Maine Partnership Coalitions	
Number of youth served	No data
Number of parents served	No data
Number of caregivers served	No data
Numbers pertain to the 12 months ending	No data
Program has been evaluated	Yes
Evaluation report is available	Yes
URL for evaluation report	http://www.maine.gov/dhhs/osa/prevention/community/spfsig/index.htm
URL for more program information	http://www.healthymainepartnerships.org
Program description: Healthy Maine Partnerships provide systemic and policy-focused substance abuse prevention with an emphasis on underage drinking, high-risk drinking among young adults, and prescription drug abuse in collaboration with the Maine Center for Disease Control and Maine Department of Education. Healthy Maine Partnership substance abuse prevention specialists work within the Healthy Maine Partnership Coalition structure to develop and improve alcohol policies that support a healthy and safe environment, and also to educate all community members on the risks of underage drinking, binge drinking in young adults, and misuse of prescription drugs. They work with police and sheriff departments to enhance enforcement of alcohol laws and strengthen community relationships.	

Student Intervention and Reintegration Program (SIRP)	
Number of youth served	139
Number of parents served	0
Number of caregivers served	0
Numbers pertain to the 12 months ending	06/30/2011
Program has been evaluated	Yes
Evaluation report is available	Yes
URL for evaluation report	Not applicable
URL for more program information	http://www.neias.org/sirp.html

Program description: SIRP targets at-risk youth ages 15–18 (high school age). Youth are considered at risk if they are experimenting or otherwise using alcohol or drugs but do not qualify for treatment intervention. Young people are referred to SIRP by a parent, teacher, administrator, or probation officer. The aim of SIRP is to empower youth to make healthy decisions and reduce risk for problems. The program focuses on two measurable behavioral prevention goals: reduce risk of alcohol and drug problems throughout their lifetime and reduce high-risk choices. The intervention used by SIRP is the PRIME for Life Under 21 program provided by the Prevention Research Institute, Inc. (PRI); it is designed to influence behaviors using a research-based persuasion protocol. The PRI program is taught by trained and certified PRIME for Life Instructors.

Parent Media Campaign—MaineParents.net	
Number of youth served	No data
Number of parents served	No data
Number of caregivers served	No data
Numbers pertain to the 12 months ending	No data
Program has been evaluated	Yes
Evaluation report is available	Yes
URL for evaluation report	http://www.maineparents.net/Media/data_survey.htm
URL for more program information	http://www.maineparents.net

Program description: The first Parent Media Campaign goal in 2002 was to heighten the awareness of Maine parents that their teenagers are at risk for alcohol use. The campaign posed the question, "Your teen and alcohol: do you really know?" The goal of this campaign was to reduce/prevent teen alcohol use through effective parenting techniques. Objectives were to raise parental awareness of the magnitude of the problem and then localize concern to their own teens; improve behavioral monitoring; and integrate mass awareness with grassroots efforts to enhance distribution of the message. Materials were created to address parental modeling and help parents understand how their behavior influences their children. In 2006, the campaign continued with "Find Out More, Do More" to heighten parental awareness of Maine's underage alcohol use. The campaign is intended to increase parental monitoring and modeling techniques. "Find Out More, Do More" centers on practical tips:

- Limit Access
- Network, Reinforce, & Enforce
- Check In
- Be Up and Be Ready

It provides a starting point for parental monitoring of teen behavior and alcohol use. For each tip, there are three levels of monitoring—good, better, and best. As parents learn and practice new skills, they step up their monitoring level. This campaign also incorporates modeling messages from the previous campaign: helping parents of children of all ages understand how their actions affect their children.

Enforcing Underage Drinking Laws (EUDL) Block Grant	
Number of youth served	No data
Number of parents served	No data
Number of caregivers served	No data
Numbers pertain to the 12 months ending	No data
Program has been evaluated	No
Evaluation report is available	Not applicable
URL for evaluation report	Not applicable
URL for more program information	http://www.maine.gov/dhhs/osa/prevention/lawenforcement/EUDL%20Grantees%20Web/index.htm

Program description: The EUDL Block Grant is administered by the Office of Substance Abuse (OSA) from the Office of Juvenile Justice and Delinquency Prevention (OJJDP). Each year, OJJDP awards OSA this grant and the funds are used for projects like:

- Higher Education Alcohol Prevention Partnership (HEAPP).
- Statewide compliance checks.
- Minigrants for law enforcement agencies to increase enforcement of underage drinking laws.

EUDL Assessment, Strategic Planning, and Implementation Initiative	
Number of youth served	No data
Number of parents served	No data
Number of caregivers served	No data
Numbers pertain to the 12 months ending	No data
Program has been evaluated	No
Evaluation report is available	Not applicable
URL for evaluation report	Not applicable
URL for more program information	http://www.maine.gov/dhhs/osa/prevention/lawenforcement/EUDL%20Grantees%20Web/ASPII%20Grant.htm

Program description: The purpose of this project is to reduce underage drinking and alcohol-related unintentional injuries and car crashes in Maine among persons under 21 years old. The program aims to do this by:

- Improving Maine's system for analyzing underage drinking data to guide strategic planning.
- Strengthening a statewide Underage Drinking Enforcement Task Force.
- Systematically increasing the effective and visible enforcement of underage drinking laws through enhanced research-based prevention and intervention programming.

By implementing these efforts statewide and within Maine's eight public health districts, this project affects youth, adult, community, and public system knowledge, attitudes, behaviors, and perceptions around underage drinking and related laws. (Note: this is a 3-year grant starting 10/1/2010.)

Table Talks—Parents Connecting for Alcohol-Free Youth	
Number of youth served	No data
Number of parents served	No data
Number of caregivers served	No data
Numbers pertain to the 12 months ending	No data
Program has been evaluated	No
Evaluation report is available	Not applicable
URL for evaluation report	Not applicable
URL for more program information	http://www.maine.gov/dhhs/osa/prevention/adult/tabletalks/index.htm

Program description: Table Talks are small-group discussions held in a parent's home or in another community meeting space. They provide a comfortable setting for parents to communicate openly with each other about underage drinking and how to prevent it. Each Table Talk is meant to be friendly and relaxed and is led by a trained facilitator.

The Card ME Program	
Number of youth served	No data
Number of parents served	No data
Number of caregivers served	No data
Numbers pertain to the 12 months ending	No data
Program has been evaluated	No data
Evaluation report is available	Not applicable
URL for evaluation report	Not applicable
URL for more program information	No data

Program description: The Card ME Program aims to reduce illegal and/or irresponsible alcohol sales and service by providing communities and liquor licensees with a model and resources to:

- Make it more difficult for underage and visibly intoxicated persons to obtain alcohol from liquor licensees.
- Increase a licensee's capacity and motivation in improving their responsible retailing efforts.
- Build stronger community norms around limiting alcohol availability to underage and visibly intoxicated persons.

The Card ME Program is a voluntary responsible alcohol sales/service program that takes an innovative approach to reducing sales of alcohol to minors and visibly intoxicated persons. The program provides managers and owners with free tools to help set norms and expectations around selling/serving alcohol at their businesses.

Underage Drinking Prevention Programs Operated or Funded by the State: Programs RELATED TO Underage Drinking	
Youth Substance Abuse Prevention Programs	
URL for more program information	No data
Program description: Youth-targeted, evidence-based substance abuse prevention programs have been implemented in several locations throughout the state. Currently funded projects include Project Success, Project Alert, LifeSkills Training, Lion's Quest, and Coping and Support Training Community Action for a Safer Tomorrow (CAST).	
Maine Youth Action Network (MYAN)	
URL for more program information	http://www.myan.org
Program description: MYAN works to empower and prepare youth and adults to partner to create positive change on issues about which they feel passionate.	
Youth Empowerment and Policy Project	
URL for more program information	http://www.neias.org/YEP
Program description: No data	
Maine Alliance for the Prevention of Substance Abuse	
URL for more program information	http://www.masap.org/site/mapsa.asp
Program description: No data	
Building State Capacity Grant From the U.S. Department of Education (DOE)	
URL for more program information	No data
Program description: No data	
State Epidemiological Outcomes Workgroup	
URL for more program information	http://www.maine.gov/dhhs/osa/data/cesn/index.htm
Program description: No data	

Additional Information Related to Underage Drinking Prevention Programs	
State collaborates with federally recognized Tribal governments in the prevention of underage drinking	Yes
Program description: OSA is building and strengthening relationships with Tribal communities in Maine. Altogether, there are five federally recognized Tribes in Maine: Penobscot, Passamaquoddy	

(Indian Township), Passamaquoddy (Pleasant Point), Maliseet, and Micmac. One OSA Prevention Specialist attends the Tribal Health Directors meeting that occurs every other month when invited. Strategic Prevention Framework State Incentive Grant (SPF SIG) funding was allocated toward the development and inclusion of substance abuse questions in the Tribal Health Needs Assessment last year. One OSA Prevention Specialist attends Project Linking Actions for Unmet Needs in Children's Health (LAUNCH) meetings on a regular basis. Relevant information is shared with Tribal health directors and other members as identified (e.g., Prevention News listserv material; OSA resource materials and web links). OSA also participates in other meetings as identified and invited.

State has programs to measure and/or reduce youth exposure to alcohol advertising and marketing — Yes

Program description:

A Guide to Replicating an Alcohol Retailer's Marketing Code of Conduct in Your Local Community (2007; http://www.neias.org/YEP/documents.html) is intended to help local, state, and national groups replicate a code of conduct, which provides a set of guidelines to help retailers make concrete changes in their stores to reduce the impact of alcohol advertising on underage youth. The purpose of this guide is twofold: provide a history and tools for local Maine communities implementing the code, and provide guidelines to communities outside Maine on the replication of the code and explore how alcohol advertising promotes underage drinking in local markets.

Alcohol Pricing and Promotion Guides: Low alcohol prices and special promotions meant to encourage product sales and brand loyalty can have the unintended consequence of promoting overservice and binge drinking. Low alcohol prices and promotions appeal mostly to younger drinkers—and individuals 18 to 25 years old make up the nation's highest risk age group when it comes to binge and heavy drinking (2006 National Survey on Drug Use and Health: National Findings, SAMHSA Office of Applied Studies).
See http://www.maine.gov/dhhs/osa/prevention/community/licensee/pricepromo.htm.

- *Environmental Assessment: Pricing and Promotion* was developed to assess a community's environment in regard to pricing and promotions of alcohol, which contribute to high-risk drinking.
- *Alcohol Pricing and Promotions: Protect Your Business* was developed to help licensees understand the laws around pricing and promotion and why pricing and promotions can cause problems. It offers tips for protecting their businesses from the negative consequences of low pricing and promotions.

State has adopted or developed best practice standards for underage drinking prevention programs — Yes

Best practice standards description: OSA SPF SIG Strategy approval process: SAMHSA developed a guidance document to help SPF SIG recipient states and communities identify and select evidence-based interventions through a common definition and process. The SPF SIG program specifically requires implementation of evidence-based interventions. Along with being evidence based, effective strategies should match the needs of the community, include multiple activities, and involve multiple people. To be able to implement strategies that fall outside of options 1 or 2 below, a process needed to be developed to operationalize option 3 below. The evidence-based strategy definitions are (1) included on federal lists or registries of evidence-based interventions; or (2) reported (with positive effects) in peer-reviewed journals; or (3) documented effectiveness based on the three new guidelines for evidence:

- Guideline 1: The intervention is based on a solid theory or theoretical perspective that has been validated by research.
- Guideline 2: The intervention is supported by a documented body of knowledge—a converging accumulation of empirical evidence of effectiveness—generated from similar or related interventions that indicate effectiveness.
- Guideline 3: The intervention is judged by a consensus among informed experts to be effective based on a combination of theory, research, and practice experience. Informed experts may include key community prevention leaders, and elders or other respected leaders within indigenous cultures.

OSA created two manuals to operationalize an approval process:

- OSA SPF SIG Strategy Approval Guide For OSA SPF SIG grantees (http://www.maine.gov/dhhs/osa/prevention/community/spfsig/index.htm)
- Maine OSA SPF SIG Reviewers Manual, Evidence Based Approval Process Card ME (http://www.maine.gov/dhhs/osa/prevention/community/licensee/cardme/index.htm)

Additional Clarification

None given

State Interagency Collaboration	
A state-level interagency governmental body/committee exists to coordinate or address underage drinking prevention activities	Yes
Committee contact information: Name: Prevention Team Manager E-mail: osa.ircosa@maine.gov Address: 41 Anthony Ave. #11, SHS, Augusta, ME 04333-0011 Phone: 207-287-2595	
Agencies/organizations represented on the committee: Teen and Young Adult Health Program Maine Office of Substance Abuse Maine Community Health Promotion Program U.S. Department of Justice Maine Drug Enforcement Agency Higher Educaton Alcohol Prevention Partnership Maine Children's Trust Maine Center for Disease Control & Prevention, Healthy Maine Partnership Maine Youth Suicide Prevention Program Maine Department of Health and Human Service, Mental Health Hornby Zeller Associates Maine Department of Education Maine Alliance for the Prevention of Substance Abuse Communities for Children and Youth Maine Coordinated School Health Program Maine Department of Corrections, Juvenile Justice Northern New England Poison Control	
A website or other public source exists to describe committee activities	No
URL or other means of access	Not applicable

Underage Drinking Reports	
State has prepared a plan for preventing underage drinking in the last 3 years	Yes (Strategic Plan)
Prepared by	OSA Prevention Team
Plan can be accessed via	Not applicable
State has prepared a report on preventing underage drinking in the last 3 years	No
Prepared by	Not applicable
Report can be accessed via	Not applicable

Additional Clarification

In addition to the OSA Prevention advisory board, currently there are two other advisory/planning groups addressing prevention of underage drinking:

1. Underage Drinking Enforcement Task Force: The purpose of the Underage Drinking Enforcement Task Force is to ensure, via collaboration, that Maine's underage drinking enforcement efforts are coordinated amongst invested stakeholders. The task force was reconvened in August 2010. (http://www.maine.gov/dhhs/osa/prevention/lawenforcement/EUDL percent20Grantees percent20Web/UADETF.htm)

2. Maine DOE, in partnership with OSA, was awarded a Building State Capacity Grant from the U.S. DOE. Continuing to help schools create safe, disciplined, and drug-free learning environments that promote academic achievement is a priority. The grant funds will be used to build and sustain capacity to prevent youth substance use and violence and support collaboration between state educational agencies (SEAs) and other state agencies that are involved in efforts to prevent these problems. This 1-year grant includes convening a workgroup of state-level stakeholders across all state agencies, referred to as the Substance Abuse and Violence Prevention in Schools Workgroup (SAVPS); conducting a needs assessment at the state level of all substance and violence prevention programming; and developing a strategic plan that will allow Maine to better coordinate the delivery of youth substance abuse and violence prevention programming.

Maine is currently enhancing our 2010 strategic plan for substance abuse prevention and is engaged in planning processes with the Underage Drinking Enforcement Task Force, the Office of Substance Abuse Advisory Board, and other key statewide stakeholders.

State Expenditures for the Prevention of Underage Drinking	
Compliance checks/decoy operations in retail outlets:	
Estimate of state funds expended	$120,000
Estimate based on the 12 months ending	06/30/2012
Checkpoints and saturation patrols:	
Estimate of state funds expended	Data not available
Estimate based on the 12 months ending	Data not available
Community-based programs to prevent underage drinking:	
Estimate of state funds expended	$184,000
Estimate based on the 12 months ending	06/30/2011
K–12 school-based programs to prevent underage drinking:	
Estimate of state funds expended	$0
Estimate based on the 12 months ending	06/30/2011
Programs targeted to institutes of higher learning:	
Estimate of state funds expended	$80,000
Estimate based on the 12 months ending	06/30/2011
Programs that target youth in the juvenile justice system:	
Estimate of state funds expended	$0
Estimate based on the 12 months ending	06/30/2011
Programs that target youth in the child welfare system:	
Estimate of state funds expended	$0
Estimate based on the 12 months ending	06/30/2011
Other programs:	
Programs or strategies included:	No data
Estimate of state funds expended	Not applicable
Estimate based on the 12 months ending	Not applicable

Funds Dedicated to Underage Drinking	
State derives funds dedicated to underage drinking from the following revenue streams:	
Taxes	No
Fines	No
Fees	No
Other	No data
Description of funding streams and how they are used:	
No data	
Additional Clarification	
None given	

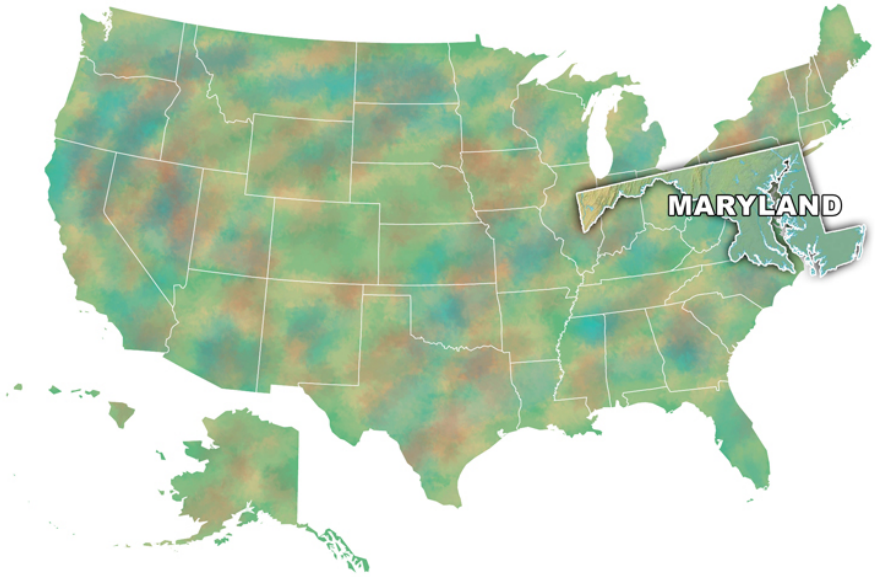

Maryland

State Profile and Underage Drinking Facts*

State Population: 5,828,289
Population Ages 12–20: 679,000

	Percentage	Number
Ages 12–20		
Past-Month Alcohol Use	26.0	177,000
Past-Month Binge Alcohol Use	15.9	108,000
Ages 12–14		
Past-Month Alcohol Use	3.3	7,000
Past-Month Binge Alcohol Use	1.3	3,000
Ages 15–17		
Past-Month Alcohol Use	22.4	54,000
Past-Month Binge Alcohol Use	12.6	30,000
Ages 18–20		
Past-Month Alcohol Use	52.0	116,000
Past-Month Binge Alcohol Use	33.8	75,000
Alcohol-Attributable Deaths (under 21)		101
Years of Potential Life Lost (under 21)		5,994
	Percentage of All Traffic Fatalities	**Number**
Traffic Fatalities, 15- to 20-Year-Old Drivers with BAC > 0.01	25.0	15

* See Appendix C for data sources.

Laws Addressing Minors in Possession of Alcohol

Underage Possession of Alcohol

Possession is prohibited with the following exception(s):

- Private residence AND EITHER
- Parent/guardian OR
- Spouse

Note: Maryland's exception includes members of an individual's "immediate family" when the alcoholic beverage is furnished and possessed "in a private residence or within the curtilage of the residence." This report interprets the phrase "immediate family" as including a spouse.

Underage Consumption of Alcohol

Consumption is prohibited with the following exception(s):

- Private residence AND EITHER
- Parent/guardian OR
- Spouse

Note: Maryland's exception includes members of an individual's "immediate family" when the alcoholic beverage is furnished and consumed "in a private residence or within the curtilage of the residence." This report interprets the phrase "immediate family" as including a spouse.

Internal Possession by Minors

Internal possession is not explicitly prohibited.

Underage Purchase of Alcohol

Purchase is prohibited and there is NO ALLOWANCE for youth purchase for law enforcement purposes.

False Identification for Obtaining Alcohol

Provision(s) Targeting Minors

- Use of a false ID to obtain alcohol is a criminal offense.
- Penalty may include driver's license suspension through a judicial procedure.

Provisions Targeting Retailers

- Licenses for drivers under age 21 are easily distinguishable from those for drivers age 21 and older.
- Specific affirmative defense—the retailer inspected the false ID and came to a reasonable conclusion based on its appearance that it was valid.

Laws Targeting Underage Drinking and Driving

BAC Limits: Youth (Underage Operators of Noncommercial Motor Vehicles)

- BAC limit: 0.00
- Any detectable alcohol in the blood is per se (conclusive) evidence of a violation
- Applies to drivers under age 21

Loss of Driving Privileges for Alcohol Violations by Minors ("Use/Lose Laws")

Use/lose penalties apply to minors under age 18.

Type(s) of Violation Leading to Driver's License Suspension, Revocation, or Denial

- Underage possession
- Underage consumption

Authority To Impose Driver's License Sanction

- discretionary

Length of Suspension/Revocation

- Minimum: 30 days
- Maximum: 90 days

Graduated Driver's License

Learner Stage

- Minimum entry age: 15 years, 9 months
- Minimum learner stage period: 9 months
- Minimum supervised driving requirement: 60 hours—10 of which must be at night

Intermediate Stage

- Minimum age: 16 years, 6 months
- Unsupervised night driving
  - Prohibited after: 12 a.m.
  - Primary enforcement of the night-driving rule
- Passenger restrictions exist: No unrelated passengers under 18
  - No primary enforcement of the passenger-restriction rule

License Stage

- Minimum age to lift restrictions: 18 years—passenger restrictions expire 151 days after issuance of intermediate license.

Laws Targeting Alcohol Suppliers

Furnishing Alcohol to Minors

Furnishing is prohibited with the following exception(s):

- Private residence AND EITHER
- Parent/guardian OR
- Spouse

Note: Maryland's exception allows furnishing of alcohol to minors by members of their "immediate family" when the alcoholic beverage is furnished and consumed "in a private residence or within the curtilage of the residence." This report interprets the phrase "immediate family" as including a spouse.

Compliance Check Protocols

No data

Penalty Guidelines for Sales to Minors

No data

Responsible Beverage Service

Mandatory Beverage Service Training for Licensees, Managers

- Applies to both on-sale and off-sale establishments
- Applies to both new and existing outlets

Minimum Ages for Off-Premises Sellers

- Beer: 18
- Wine: 18
- Spirits: 21

Note: Maryland statutes allow for exceptions by specific localities within Maryland that may have more or less restrictive laws on the age to sell or serve alcoholic beverages. Such "local options" are not addressed by this report.

Minimum Ages for On-Premises Sellers

- Beer: 18 for both servers and bartenders
- Wine: 18 for both servers and bartenders
- Spirits: 18 for both servers and bartenders

Note: Maryland statutes allow for exceptions by specific localities within Maryland that may have more or less restrictive laws on the age to sell or serve alcoholic beverages. Such "local options" are not addressed by this report.

Distance Limitations for New Alcohol Outlets Near Universities and Schools

Colleges and Universities

No distance limitation

Primary and Secondary Schools

Prohibitions against outlet siting:

- Off-premises outlets: Yes—distance restrictions vary by county and municipality.
- On-premises outlets: Yes—distance restrictions vary by county and municipality.
- Alcohol products: Beer, wine, spirits—product restrictions vary by county and municipality.
- Exceptions: Exceptions vary by county and municipality.

Dram Shop Liability

There is no statutory liability.

Social Host Liability Laws

There is no statutory liability.

Host Party Laws

Social host law is not specifically limited to underage drinking parties

- Action by underage guest that triggers violation: Possession, consumption

- Property type(s) covered by liability law: Residence, outdoor, other
- Standard for hosts' knowledge or action regarding the party: Knowledge—host must have actual knowledge of the occurrence
- Exception(s): Family

Retailer Interstate Shipments of Alcohol

Retailer interstate shipments are prohibited for all types of beverages.

Direct Sales/Shipments of Alcohol by Producers

Direct sales/shipments from producers to consumers are permitted for wine with the following restrictions:

Age Verification Requirements
- Common carrier must verify age of recipient.

State Approval/Permit Requirements
- Producer/shipper must obtain state permit.
- State must approve common carrier.

Reporting Requirements
- Producer must record/report purchaser's name.
- Common carrier must record/report purchaser's name.

Shipping Label Statement Requirements
- Contains alcohol
- Recipient must be 21

Keg Registration

- Keg definition: At least 4 gallons
- Prohibited:
  - Possessing an unregistered, unlabeled keg—maximum fine/jail: $500 (or $1,000 if repeat violation)
  - Destroying the label on a keg—maximum fine/jail: $500 (or $1,000 if repeat violation)
- Purchaser information collected:
  - Purchaser's name and address
  - Verified by a government-issued ID
- Warning information to purchaser: Not required
- Deposit: Not required
- Provisions specifically address disposable kegs

Alcohol Pricing Policies

Home Delivery

- Beer: Permitted—written approval from the state and county or city is required.
- Wine: Permitted—written approval from the state and county or city is required.
- Spirits: Permitted—written approval from the state and county or city is required.

Alcohol Tax

Beer (5 percent alcohol)

- Specific excise tax: $0.09 per gallon
- Ad valorem excise tax (on-premises sales): 9 percent
- Ad valorem excise tax (off-premises sales): 9 percent

General sales tax rate of 6 percent does not apply to onsite or offsite sales. The onsite ad valorem retail tax is 9 percent. The "sales tax adjusted" onsite retail ad valorem rate is therefore 3 percent. The offsite ad valorem tax of 9 percent is applied at the retail level. The "sales tax adjusted" offsite retail ad valorem rate is therefore 3 percent.

Wine (12 percent alcohol)

- Specific excise tax: $0.40 per gallon
- Ad valorem excise tax (on-premises sales): 9 percent
- Ad valorem excise tax (off-premises sales): 9 percent

General sales tax rate of 6 percent does not apply to onsite or offsite sales. The onsite ad valorem retail tax is 9 percent. The "sales tax adjusted" onsite retail ad valorem rate is therefore 3 percent. The offsite ad valorem tax of 9 percent is applied at the retail level. The "sales tax adjusted" offsite retail ad valorem rate is therefore 3 percent.

Spirits (40 percent alcohol)

- Specific excise tax: $1.50 per gallon
- Ad valorem excise tax (on-premises sales): 9 percent
- Ad valorem excise tax (off-premises sales): 9 percent

General sales tax rate of 6 ***percent does not apply to onsite or offsite sales. The onsite ad valorem retail tax is 9 percent. The "sales tax adjusted" onsite retail ad valorem rate is therefore 3 percent. The offsite ad valorem tax of 9 percent is applied at the retail level. The "sales tax adjusted" offsite retail ad valorem rate is therefore 3 percent.

Drink Specials

No law

Wholesale Pricing

Pricing restrictions exist.

Beer (5 percent alcohol)

- Retailer credit: Not permitted—all counties require payment on delivery except Worcester County, where 10 days of credit may be extended.

Wine (12 percent alcohol)

- Volume discounts: Uncertain due to case law
- Price posting requirements: Uncertain due to case law
- Retailer credit: Unrestricted—Alcohol and Tobacco Tax (MATT) Regulatory Division posts a list of purchase periods and due dates that is accessible only to Maryland wholesalers and retail licensees.

Spirits (40 percent alcohol)

- Volume discounts: Uncertain due to case law
- Price posting requirements: Uncertain due to case law
- Retailer credit: Unrestricted—Alcohol and Tobacco Tax (MATT) Regulatory Division posts a list of purchase periods and due dates that is accessible only to Maryland wholesalers and retail licensees.

Note: Federal Court of Appeals (4th Circuit) held that Maryland's wholesaler volume discounting and post-and-hold provisions, considered together, violate the Sherman Act's ban on price fixing and are not protected by the 21st Amendment. The Court did not determine whether either of the provisions, if enacted separately, violated Federal law (TFWS, Inc. v. Franchot, 572 F.3d 186 (2009)).

Maryland State Survey Responses

State Agency Information	
Agency with primary responsibility for enforcing underage drinking laws:	
None	
Methods by which local and state enforcement agencies coordinate their efforts to enforce laws prohibiting underage drinking:	
Maryland is a licensure state, except Montgomery County, which is a controlled jurisdiction. Licensure means that Maryland issues licenses with conditions to private sellers in order to more indirectly control the sale of alcohol. A controlled jurisdiction directly regulates alcohol sales by controlling retail and/or wholesale distribution. Each county and Balitmore City has within its Board of License Commissioners a Liquor Control Board. Each Liquor Control Board has personnel charged with insuring that state regulations are observed. Often, Liquor Control Board personnel work with local law enforcement to conduct various enforcement initiatives. Enforcement of laws prohibiting underage drinking is a part of their overall mission.	
Enforcement Strategies	
State law enforcement agencies use:	
Cops in Shops	Yes
Shoulder Tap Operations	Yes
Party Patrol Operations or Programs	Yes
Underage Alcohol–Related Fatality Investigations	Yes
Local law enforcement agencies use:	
Cops in Shops	Yes
Shoulder Tap Operations	Yes
Party Patrol Operations or Programs	Yes
Underage Alcohol–Related Fatality Investigations	Yes
State has a program to investigate and enforce direct sales/shipment laws	Yes
Primary state agency responsible for enforcing laws addressing direct sales/shipments of alcohol to minors	Maryland Comptroller's Office (http://compnet.comp.state.md.us/Field_Enforcement_Division)
Such laws are also enforced by local law enforcement agencies	Yes
Enforcement Statistics	
State collects data on the number of minors found in possession	Yes
Number of minors found in possession[1] by state law enforcement agencies	1,303
Number pertains to the 12 months ending	12/31/2010
Data include arrests/citations issued by local law enforcement agencies	Yes
State conducts underage compliance checks/decoy operations[2] to determine if alcohol retailers are complying with laws prohibiting sales to minors	Yes
Data are collected on these activities	No
Number of licensees checked for compliance by state agencies	Data not collected
Number of licensees that failed state compliance checks	Data not collected
Numbers pertain to the 12 months ending	Data not collected
Local agencies conduct underage compliance checks/decoy operations to determine if alcohol retailers are complying with laws prohibiting sales to minors	Yes
Data are collected on these activities	No
Number of licensees checked for compliance by local agencies	Data not collected
Number of licensees that failed local compliance checks	Data not collected
Numbers pertain to the 12 months ending	Data not collected

Sanctions	
State collects data on fines imposed on retail establishments that furnish minors	Yes
Number of fines imposed by the state[3]	No data
Total amount in fines across all licensees	No data
Numbers pertain to the 12 months ending	No data
State collects data on license suspensions imposed on retail establishments specifically for furnishing minors	Yes
Number of suspensions imposed by the state[4]	No data
Total days of suspensions across all licensees	No data
Numbers pertain to the 12 months ending	No data
State collects data on license revocations imposed on retail establishments specifically for furnishing minors	Yes
Number of license revocations imposed[5]	No data
Numbers pertain to the 12 months ending	No data

Additional Clarification

Local law enforcement agencies work independently as well as in tandem with local liquor control boards to prevent underage drinking. Data are identified and collected at the local level based on local requirements/needs. While various state agencies (Maryland State Police-Central Records Division Uniform Crime Report, Maryland Department of Transportation, Office of the Attorney General, Comptroller's Office, etc.) collaborate on this issue and have specific mandates, there is no designated state agency responsible for identification and collection of the data requested in this survey. The Comptroller's Office is responsible for investigating issues relating to direct shipment of alcohol by licensed wholesalers and wineries. The Office of the Maryland Attorney General contributes to efforts to prevent underage access to and purchases of alcohol through civil consumer protection enforcement initiatives in Maryland and through multistate actions via the National Association of Attorneys General Youth Access to Alcohol Committee.

[1] Or having consumed or purchased per state statutes.
[2] Underage compliance checks/decoy operations to determine whether alcohol retailers are complying with laws prohibiting sales to minors.
[3] Does not include fines imposed by local agencies.
[4] Does not include suspensions imposed by local agencies.
[5] Does not include revocations imposed by local agencies.

Underage Drinking Prevention Programs Operated or Funded by the State: Programs SPECIFIC TO Underage Drinking	
Maryland Alcohol and Drug Abuse Administration— Communities Mobilizing for Change on Alcohol (CMCA)	
Number of youth served	3,876
Number of parents served	8,907
Number of caregivers served	No data
Numbers pertain to the 12 months ending	06/30/2011
Program has been evaluated	No
Evaluation report is available	Not applicable
URL for evaluation report:	Not applicable
URL for more program information:	http://dhmh.maryland.gov/adaa

Program description: CMCA, an environmental approach to reducing underage drinking and access to alcohol by changing community policies and practices, is implemented in 10 jurisdictions in Maryland. County Prevention Coordinators serve as technical assistance experts to community, agency, school, law enforcement, citizens, and others seeking to make institutional and policy changes that limit youth access to alcohol to improve the health of the entire population in the designated community. Strategies include changing community norms, community mobilization, and law enforcement.

Maryland Alcohol and Drug Abuse Administration—Maryland Strategic Prevention Framework (MSPF) Program	
Number of youth served	No data
Number of parents served	No data
Number of caregivers served	No data
Numbers pertain to the 12 months ending	No data
Program has been evaluated	No
Evaluation report is available	Not applicable
URL for evaluation report:	Not applicable
URL for more program information:	http://dhmh.maryland.gov/

Program description: The MSPF Program will implement evidence-based programs and strategies that assist in reducing misuse of alcohol by youth and young adults as measured by the following indicators:

1. Reduced number of youth ages 12 to 20 reporting past-month alcohol use.
2. Reduced number of young persons ages 18 to 25 reporting past-month binge drinking.
3. Reduced number of alcohol-related crashes involving youth ages 16 to 25.

Maryland's 24 jurisdictions will be required to implement the five-step Strategic Prevention Framework (SPF) process (assessment; capacity building; planning; implementation of evidence-based programs; evaluation of effectiveness). During FY2012, the jurisdictions are completing steps 1 to 3 of the process in preparation for implementing prevention strategies beginning in FY2013. Intensive training was provided throughout the year to approximately 500 local community coalition members to assist them in this initiative. Process evaluation activities began in FY2012, and evaluation results will be available beginning in FY2014.

Maryland Alcohol and Drug Abuse Administration (ADAA)—College Prevention Initiative	
Number of youth served	38,942
Number of parents served	No data
Number of caregivers served	No data
Numbers pertain to the 12 months ending	06/30/2011
Program has been evaluated	No
Evaluation report is available	Not applicable
URL for evaluation report:	Not applicable
URL for more program information:	http://dhmh.maryland.gov/adaa

Program description: ADAA provides funding to four Maryland universities to develop and maintain programs/activities that prevent and reduce substance use and risk-taking behaviors associated with the use of alcohol, tobacco, and drugs. Alcohol, Tobacco, and Drug Prevention Centers have been established at Frostburg State University, Towson University, Bowie State University, and the University of Maryland Eastern Shore. The centers promote and assist in design and implementation of campus policies, evidence-based practices, and prevention/wellness education programs for their institutions. They also collaborate with agencies and organizations in communities surrounding the campuses. Center directors have working relationships with local health department prevention coordinators, local drug and alcohol councils, and other colleges/universities in the region.

Maryland Office of the Attorney General—National Association of Attorneys General Youth Access to Alcohol Committee	
Number of youth served	No data
Number of parents served	No data
Number of caregivers served	No data
Numbers pertain to the 12 months ending	No data
Program has been evaluated	No
Evaluation report is available	Not applicable
URL for evaluation report:	Not applicable
URL for more program information:	http://www.oag.state.md.us

Program description: The Maryland Attorney General's Office is a leader in the National Association of Attorneys General Youth Access to Alcohol Committee, which, since 2005, has worked to reduce youth access to alcohol by using state consumer protection authority to investigate and curb unfair or deceptive marketing practices by alcohol manufacturers. Examples of efforts include calling for an increase in the alcohol advertising placement standard to reduce youth exposure to alcohol ads, initiatives to restrict youth access to flavored malt beverages (including by enforcing current state laws), and petitioning the U.S. Food and Drug Administration to identify that caffeinated alcohol beverages are "not generally recognized as safe" and therefore are adulterated and unlawful under federal food and drug laws.

Governor's Office of Crime Control and Prevention—Enforcing Underage Drinking Laws (EUDL) Initiative

Number of youth served	77,048 (Note: 75,000 were youth involved with the annual Play-It-Safe Campaign)
Number of parents served	1,050
Number of caregivers served	2
Numbers pertain to the 12 months ending	06/30/2011
Program has been evaluated	No
Evaluation report is available	Not applicable
URL for evaluation report:	Not applicable
URL for more program information:	http://www.goccp.maryland.gov

Program description: The EUDL Coordinator works with local coalitions, prevention coordinators, law enforcement, and schools to provide educational training, resources, and initiatives to combat problems with underage drinking locally and statewide. Activities include Communities Mobilizing for Change on Alcohol (CMCA), Techniques of Alcohol Management (TAM) training, Reducing the Availability of Alcohol to Minors (RAAM) training, compliance checks, and local campaigns to reduce youth substance abuse through marketing and extensive collaboration among Maryland's youth-serving agencies.

Maryland Motor Vehicle Administration—Maryland Driver Education & Rookie Driver Program

Number of youth served	No data
Number of parents served	No data
Number of caregivers served	No data
Numbers pertain to the 12 months ending	No data
Program has been evaluated	No
Evaluation report is available	Not applicable
URL for evaluation report:	Not applicable
URL for more program information:	http://www.mva.maryland.gov/Driver-Safety/Young/safety.htm

Program description: These programs discuss, in part, the dangers of operating a vehicle while intoxicated and the penalties faced by minors who drive while influenced or impaired by drugs and/or alcohol.

Underage Drinking Prevention Programs Operated or Funded by the State: Programs RELATED TO Underage Drinking

None

URL for more program information: Not applicable

Program description: Not applicable

Additional Information Related to Underage Drinking Prevention Programs	
State collaborates with federally recognized Tribal governments in the prevention of underage drinking Description of collaboration: Not applicable	No recognized Tribal governments
State has programs to measure and/or reduce youth exposure to alcohol advertising and marketing Program description: Not applicable	No
State has adopted or developed best practice standards for underage drinking prevention programs Best practice standards description: Not applicable	No
Additional Clarification	
None given	

State Interagency Collaboration	
A state-level interagency governmental body/committee exists to coordinate or address underage drinking prevention activities	Yes
Committee contact information: Name: Laura Burns-Heffner, Interim Executive Director E-mail: lburns-heffner@dhmh.state.md.us Address: MD Alcohol and Drug Abuse Administration, 55 Wade Avenue, Catonsville, MD 21228 Phone: 410-402-8611	
Agencies/organizations represented on the committee: Maryland Department of Health and Mental Hygiene Maryland Department of Public Safety and Correctional Services Maryland Department of Juvenile Services Maryland Department of Human Resources MarylandDepartment of Budget and Management Maryland Department of Housing and Community Development Maryland Department of Transportation Maryland Department of Education Governor's Office for Children Governor's Office of Crime Control and Prevention Maryland Senate Maryland House of Delegates Circuit Court District Court Maryland Citizens Maryland Alcohol and Drug Abuse Administration Maryland Mental Hygiene Administration Maryland Division of Parole and Probation Maryland Addiction Directors Council	
A website or other public source exists to describe committee activities URL or other means of access: dhmh.maryland.gov/adaa	Yes

Underage Drinking Reports	
State has prepared a plan for preventing underage drinking in the last 3 years	Yes
Prepared by: Maryland Alcohol and Drug Abuse Administration Plan can be accessed via: MD Strategic Prevention Framework Plan http://dhmh.maryland.gov/adaa	
State has prepared a report on preventing underage drinking in the last 3 years	Yes
Prepared by: Maryland Alcohol and Drug Abuse Administration, Maryland State Department of Education, Maryland Department of Transportation-State Highway Administration, and the Governor's Office for Children	

Plan can be accessed via:

1. Maryland Epidemiological Profile: Consequences of Illicit Drug Use, Alcohol Use and Smoking, 2009; Maryland Compendium of Cross County Indicators on Underage Drinking, 2008 http://dhmh.maryland.gov/adaa
2. MD Youth Risk Behavior Survey (YRBS)-2009 http://www.marylandpublicschools.org/msde
3. Task Force to Combat Driving Under the Influence of Drugs and Alcohol- 2009 http://www.sha.maryland.gov
4. Maryland's Results for Child Well-Being-2008 http://www.ocyf.state.md.us

Additional Clarification

The Maryland State Drug and Alcohol Abuse Council (SDAAC) was initially established by executive order in 2008 and codified into law on October 1, 2010, as part of a comprehensive strategy to coordinate substance abuse prevention, intervention, and treatment services and to improve the criminal justice and correctional systems' links to these services. The Council is composed of key state cabinet department secretaries, judges, legislators, and citizens. A major responsibility of the Council is to prepare and annually update a 2-year strategic plan that identifies priorities for the delivery and funding of services to the State. Other responsibilities include:

- Identifying promising practices in substance abuse prevention, intervention and treatment.
- Conducting annual surveys of federal and state funds used in maryland.
- Identifying emerging needs and potential funding sources.
- Disseminating information about funding opportunities to the local and state drug and alcohol abuse councils.

The MSPF Advisory Committee is one of five SDACC workgroups. The committee provides guidance on implementation of the SAMHSA Strategic Prevention Framework design in Maryland. ADAA administers SAMHSA-SPF funds. ADAA staff provide funding, technical assistance, and additional support for the State Epidemiological Outcomes Workgroup (SEOW) and the MSPF Advisory Committee.

State Expenditures for the Prevention of Underage Drinking	
Compliance checks/decoy operations in retail outlets:	
Estimate of state funds expended	Data not available
Estimate based on the 12 months ending	Data not available
Checkpoints and saturation patrols:	
Estimate of state funds expended	$170,000
Estimate based on the 12 months ending	09/30/2011
Community-based programs to prevent underage drinking:	
Estimate of state funds expended	$131,243
Estimate based on the 12 months ending	06/30/2011
K–12 school-based programs to prevent underage drinking:	
Estimate of state funds expended	$18,210
Estimate based on the 12 months ending	06/30/2011
Programs targeted to institutes of higher learning:	
Estimate of state funds expended	No data
Estimate based on the 12 months ending	No data
Programs that target youth in the juvenile justice system:	
Estimate of state funds expended	No data
Estimate based on the 12 months ending	No data
Programs that target youth in the child welfare system:	
Estimate of state funds expended	No data
Estimate based on the 12 months ending	No data
Other programs:	
Programs or strategies included:	
• Law Enforcement Overtime Personnel	
• National Alcohol Enforcement Training Center (NAETC)	

- Officer Training Compliance Checks
- Breathalyzer Equipment
- Public Service Announcements (PSAs) Advertising and Media Campaigns
- Training for Intervention Procedures (TIPS) Conference

Estimate of state funds expended	$179,949
Estimate based on the 12 months ending	06/30/2011

Funds Dedicated to Underage Drinking

State derives funds dedicated to underage drinking from the following revenue streams:	
Taxes	No
Fines	No
Fees	No
Other	No data

Description of funding streams and how they are used:

No data

Additional Clarification

Initiatives to address underage drinking are usually coordinated at the local county and community levels with partnerships between local health departments, law enforcement, judiciary, county government, schools, and community-based organizations.

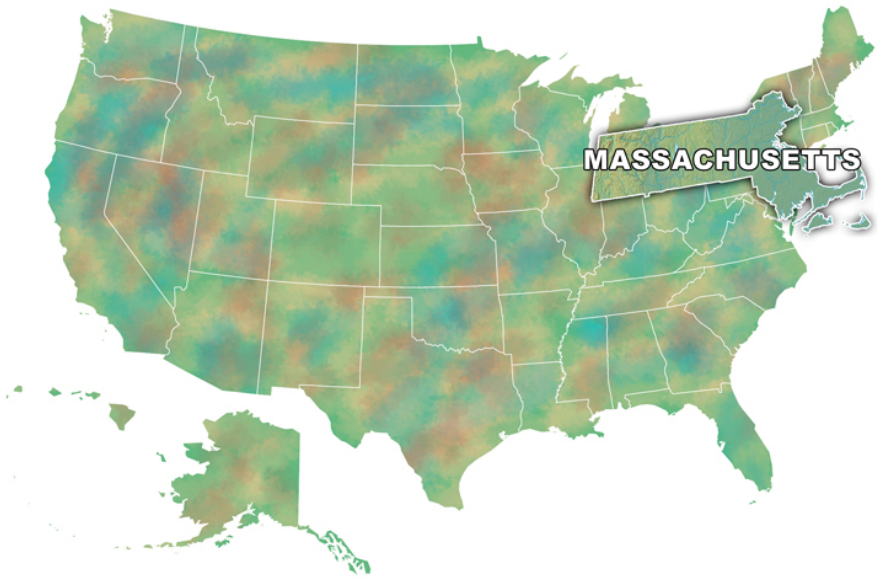

Massachusetts

State Profile and Underage Drinking Facts*

State Population: 6,587,536
Population Ages 12–20: 774,000

	Percentage	Number
Ages 12–20		
Past-Month Alcohol Use	32.0	247,000
Past-Month Binge Alcohol Use	20.8	161,000
Ages 12–14		
Past-Month Alcohol Use	5.5	14,000
Past-Month Binge Alcohol Use	1.9	5,000
Ages 15–17		
Past-Month Alcohol Use	27.4	67,000
Past-Month Binge Alcohol Use	17.6	43,000
Ages 18–20		
Past-Month Alcohol Use	60.0	167,000
Past-Month Binge Alcohol Use	40.6	113,000
Alcohol-Attributable Deaths (under 21)		57
Years of Potential Life Lost (under 21)		3,398
	Percentage of All Traffic Fatalities	**Number**
Traffic Fatalities, 15- to 20-Year-Old Drivers with BAC > 0.01	36.0	19

* See Appendix C for data sources.

Laws Addressing Minors in Possession of Alcohol

Underage Possession of Alcohol

Possession is prohibited with the following exception(s):

- Parent/guardian

Underage Consumption of Alcohol

Consumption is not explicitly prohibited.

Internal Possession by Minors

Internal possession is not explicitly prohibited.

Underage Purchase of Alcohol

Purchase is prohibited and there is NO ALLOWANCE for youth purchase for law enforcement purposes.

False Identification for Obtaining Alcohol

Provision(s) Targeting Minors

- Use of a false ID to obtain alcohol is a criminal offense.
- Penalty may include driver's license suspension through a judicial procedure.

Provision(s) Targeting Suppliers

- It is a criminal offense to lend, transfer, or sell a false ID.
- It is a criminal offense to manufacture or distribute a false ID.

Provisions Targeting Retailers

- Licenses for drivers under age 21 are easily distinguishable from those for drivers age 21 and older.
- Specific affirmative defense—the retailer inspected the false ID and came to a reasonable conclusion based on its appearance that it was valid.

Laws Targeting Underage Drinking and Driving

BAC Limits: Youth (Underage Operators of Noncommercial Motor Vehicles)

- BAC limit: 0.02
- BAC level at or above the limit is per se (conclusive) evidence of a violation
- Applies to drivers under age 21

Loss of Driving Privileges for Alcohol Violations by Minors ("Use/Lose Laws")

Use/lose penalties apply to minors under age 21.

Type(s) of Violation Leading to Driver's License Suspension, Revocation, or Denial

- Underage possession

Authority To Impose Driver's License Sanction

- Mandatory

Length of Suspension/Revocation
- 90 days

Provisions Applied to Underage Purchase Violations

Use/lose penalties apply to minors under age 21

Type(s) of Violation Leading to Driver's License Suspension, Revocation, or Denial
- Underage purchase

Authority To Impose Driver's License Sanction
- Mandatory

Length of Suspension/Revocation
- 180 days

Graduated Driver's License

Learner Stage
- Minimum entry age: 16
- Minimum learner stage period: 6 months
- Minimum supervised driving requirement: 40 hours—or 30 hours of supervised driving if applicant completes driver skills program

Intermediate Stage
- Minimum age: 16 years, 6 months
- Unsupervised night driving
  - Prohibited after: 12:30 a.m.
  - Primary enforcement of the night-driving rule: Exception: secondary enforcement between 12:30 and 1 a.m. and between 4 and 5 a.m.
- Passenger restrictions exist: No unrelated passengers under 18, unless supervised by licensed driver over 21
  - Primary enforcement of the passenger-restriction rule

License Stage
- Minimum age to lift restrictions: 18—passenger restrictions expire 6 months after issuance of intermediate license; unsupervised night-driving restrictions remain until full licensure is obtained.

Laws Targeting Alcohol Suppliers

Furnishing Alcohol to Minors

Furnishing is prohibited with the following exception(s): EITHER
- Parent/guardian OR
- Spouse

Compliance Check Protocols

Age of Decoy
- Minimum: Not specified
- Maximum: Not specified

Appearance Requirements
- Age-appropriate appearance

ID Possession
- Prohibited

Verbal Exaggeration of Age
- Prohibited

Decoy Training
- Recommended

Penalty Guidelines for Sales to Minors

Time period/conditions: No guidelines provided

Responsible Beverage Service

No beverage service training requirement

Minimum Ages for Off-Premises Sellers

- Beer: 18
- Wine: 18
- Spirits: 18

Minimum Ages for On-Premises Sellers

- Beer: 18 for both servers and bartenders
- Wine: 18 for both servers and bartenders
- Spirits: 18 for both servers and bartenders

Distance Limitations for New Alcohol Outlets Near Universities and Schools

Colleges and Universities
No distance limitation

Primary and Secondary Schools
Prohibitions against outlet siting:
- Off-premises outlets: Yes—within 500 feet. Local government has authority to override state restrictions.
- On-premises outlets: Yes—within 500 feet. Local government has authority to override state restrictions.
- Alcohol products: Beer, wine, spirits
- Exceptions: (1) Premises of an innholder and parts of buildings located 10 or more floors above street level; (2) extension of licensed premises that do not exceed 50 feet

Dram Shop Liability

- There is no statutory liability.
- The courts recognize common law dram shop liability.

Social Host Liability Laws

- There is no statutory liability.
- The courts recognize common law social host liability.

Host Party Laws

Social host law is not specifically limited to underage drinking parties

- Action by underage guest that triggers violation: Possession
- Property type(s) covered by liability law: Residence, outdoor, other
- Standard for hosts' knowledge or action regarding the party: Knowledge—host must have actual knowledge of the occurrence.
- Exception(s): Family

Retailer Interstate Shipments of Alcohol

Retailer interstate shipments are prohibited for all types of beverages.

Direct Sales/Shipments of Alcohol by Producers

Direct sales/shipments from producers to consumers are permitted for wine with the following restrictions:

Age Verification Requirements

- Common carrier must verify age of recipient.

State Approval/Permit Requirements

- Producer/shipper must obtain state permit.
- State must approve common carrier.

Reporting Requirements

- Producer must record/report purchaser's name.

Shipping Label Statement Requirements

- Contains alcohol
- Recipient must be 21

Note: Current law provides that a winery that produces 30,000 gallons of wine or more may obtain a direct shipment only if the winery has not contracted with or has not been represented by a Massachusetts wholesaler licensed for the preceding 6 months. There is no such requirement on wineries producing less than 30,000 gallons, which includes all wineries in Massachusetts. This provision was ruled unconstitutional in a federal district court on November 19, 2008, and upheld on appeal in the First Circuit U.S. Court of Appeals on January 14, 2010.

Keg Registration

- Keg definition: More than 2 gallons
- Purchaser information collected: Purchaser's name and address
- Warning information to purchaser: Active—purchaser action required (e.g., signature)
- Deposit required: $5
- Provisions do not specifically address disposable kegs.

Note: The deposit provisions in Massachusetts require that a purchaser pay the following: (a) a container fee of not less than $10 for each keg having a capacity of 6 or more gallons and of not

less than $1 for each container having a capacity of less than 6 gallons; and (b) a registration fee of $10 for each keg having a capacity of 6 or more gallons and of $4 for each keg having a capacity of less than 6 gallons.

Alcohol Pricing Policies

Home Delivery

- Beer: Permitted—each vehicle used for transportation and delivery must be covered by a permit issued by the commission.
- Wine: Permitted—each vehicle used for transportation and delivery must be covered by a permit issued by the commission.
- Spirits: Permitted—each vehicle used for transportation and delivery must be covered by a permit issued by the commission.

Alcohol Tax

- Beer (5 percent alcohol): Specific excise tax is $0.11 per gallon.
- Wine (12 percent alcohol): Specific excise tax is $0.55 per gallon.
- Spirits (40 percent alcohol): Specific excise tax is $4.05 per gallon.

Drink Specials

- Free beverages: Prohibited
- Multiple servings at one time: Not prohibited
- Multiple servings for same price as single serving: Not prohibited
- Reduced price at specified day or time: Prohibited
- Unlimited beverages: Prohibited
- Increased volume: Prohibited

Wholesale Pricing

Pricing restrictions exist.

Beer (5 percent alcohol)

- Price posting requirements: Post and hold—1 month minimum
- Retailer credit: Restricted—60 days maximum

Wine (12 percent alcohol)

- Price posting requirements: Post and hold—1 month minimum
- Retailer credit: Restricted—60 days maximum

Spirits (40 percent alcohol)

- Price posting requirements: Post and hold—1 month minimum
- Retailer credit: Restricted—60 days maximum

Massachusetts State Survey Responses

State Agency Information	
Agency with primary responsibility for enforcing underage drinking laws:	
Massachusetts Alcoholic Beverages Control Commission (ABCC)	
Methods by which local and state enforcement agencies coordinate their efforts to enforce laws prohibiting underage drinking:	
The ABCC Enforcement Division works in cooperation with local and state law enforcement agencies to obtain optimal enforcement coverage. Most often, these efforts are generated from requests for assistance from local police chiefs who have problematic licensees in their communities or local conflicts that are eliminated through ABCC cooperation. Furthermore, when a complaint is received at ABCC, investigators also reach out to police departments to conduct cooperative enforcement operations when feasible. In 2011 this cooperative enforcement was particularly successful in the cities of Lawrence and Springfield.	
Enforcement Strategies	
State law enforcement agencies use:	
Cops in Shops	Yes
Shoulder Tap Operations	No
Party Patrol Operations or Programs	No
Underage Alcohol–Related Fatality Investigations	Yes
Local law enforcement agencies use:	
Cops in Shops	No
Shoulder Tap Operations	No
Party Patrol Operations or Programs	No
Underage Alcohol–Related Fatality Investigations	No
State has a program to investigate and enforce direct sales/shipment laws	Yes
Primary state agency responsible for enforcing laws addressing direct sales/shipments of alcohol to minors	Massachusetts ABCC
BCSuch laws are also enforced by local law enforcement agencies	No
Enforcement Statistics	
State collects data on the number of minors found in possession	Yes
Number of minors found in possession by state law enforcement agencies	374
Number pertains to the 12 months ending	12/31/2011
Data include arrests/citations issued by local law enforcement agencies	No
State conducts underage compliance checks/decoy operations[2] to determine if alcohol retailers are complying with laws prohibiting sales to minors	Yes
Data are collected on these activities	Yes
Number of licensees checked for compliance by state agencies	1,975
Number of licensees that failed state compliance checks	135
Numbers pertain to the 12 months ending	12/31/2011
Local agencies conduct underage compliance checks/decoy operations to determine if alcohol retailers are complying with laws prohibiting sales to minors	Yes
Data are collected on these activities	Yes
Number of licensees checked for compliance by local agencies	91
Number of licensees that failed local compliance checks	15
Numbers pertain to the 12 months ending	12/31/2011
Sanctions	
State collects data on fines imposed on retail establishments that furnish minors	Yes
Number of fines imposed by the state[3]	No data
Total amount in fines across all licensees	$100,000
Numbers pertain to the 12 months ending	12/31/2011

State collects data on license suspensions imposed on retail establishments specifically for furnishing minors	Yes
Number of suspensions imposed by the state[4]	163
Total days of suspensions across all licensees	No data
Numbers pertain to the 12 months ending	12/31/2011
State collects data on license revocations imposed on retail establishments specifically for furnishing minors	Yes
Number of license revocations imposed[5]	0
Numbers pertain to the 12 months ending	12/31/2011

Additional Clarification

Reporting of municipal compliance check results varies from year to year. There is no statutory or regulatory requirement for reporting, so it often depends on the relationships developed among the agencies and if the office issuing grants funding makes it mandatory. For example, compared with the data reported in 2011, the following data were reported by municipalities to the ABCC in 2010: licensees checked, 1,378; licensees failed, 118.

[1] Or having consumed or purchased per state statutes.
[2] Underage compliance checks/decoy operations to determine whether alcohol retailers are complying with laws prohibiting sales to minors.
[3] Does not include fines imposed by local agencies.
[4] Does not include suspensions imposed by local agencies.
[5] Does not include revocations imposed by local agencies.

Underage Drinking Prevention Programs Operated or Funded by the State: Programs SPECIFIC TO Underage Drinking

Bureau of Substance Abuse Services (BSAS), Underage Drinking Prevention Programs, and Regional Centers for Healthy Communities	
Number of youth served	996,757
Number of parents served	730,617
Number of caregivers served	313,122
Numbers pertain to the 12 months ending	06/30/2011
Program has been evaluated	No
Evaluation report is available	Not applicable
URL for evaluation report:	Not applicable
URL for more program information:	Not applicable

Program description:

- 31 underage drinking prevention programs in collaboration with 6 regional centers in communities across the Commonwealth
- Coalition/community focused
- Require city/town participation
- Use the SAMHSA Strategic Prevention Framework (SPF)
- Required to use evidence-based environmental strategies that relate directly to assessment-identified problems

Town Meeting Initiative	
Number of youth served	Not applicable
Number of parents served	Not applicable
Number of caregivers served	Not applicable
Numbers pertain to the 12 months ending	06/30/2011
Program has been evaluated	Not applicable
Evaluation report is available	Not applicable
URL for evaluation report:	Not applicable
URL for more program information:	Not applicable

There were no town hall meetings for underage drinking funded during this reporting period.

Berklee School of Music Demonstration Project	
Number of youth served	No data
Number of parents served	No data
Number of caregivers served	No data
Numbers pertain to the 12 months ending	09/30/2011
Program has been evaluated	No
Evaluation report is available	Not applicable
URL for evaluation report:	Not applicable
URL for more program information:.	Not applicable
Program description: The Berklee College of Music completed the final year of its 3-year College/ University Alcohol Education Demonstration Project. The social norming campaign highlighted positive statistics on alcohol use on campus, which were used in a poster project. The Substance Abuse Prevention (SAP) Team sponsored a songwriting competition with lyrics based on alcohol use/abuse and recovery. The SAP Team collaborated to host promotion of healthy lifestyle behaviors. The Team also began a Brief Alcohol Screening and Intervention for College Students (BASICS) program.	
District Attorneys Underage Drinking Prevention	
Number of youth served	No data
Number of parents served	No data
Number of caregivers served	No data
Numbers pertain to the 12 months ending	09/30/2011
Program has been evaluated	No
Evaluation report is available	Not applicable
URL for evaluation report:	Not applicable
URL for more program information:	Not applicable
Program description: Office of Juvenile Justice and Delinquency Prevention (OJJDP) funding enabled five District Attorney's Offices to convene underage drinking prevention conferences.	
Student Athlete Underage Drinking Prevention Conferences	
Number of youth served	500
Number of parents served	No data
Number of caregivers served	No data
Numbers pertain to the 12 months ending	09/30/2011
Program has been evaluated	No
Evaluation report is available	Not applicable
URL for evaluation report: Not applicable	Not applicable
URL for more program information: No data	Not applicable
Program description: Funded by the National Highway Traffic Safety Administration (NHTSA), two conferences for student athletes were attended by 500 students.	
Dance Don't Chance Contest	
Number of youth served	No data
Number of parents served	No data
Number of caregivers served	No data
Numbers pertain to the 12 months ending	9/30/2011
Program has been evaluated	No data
Evaluation report is available	No data
URL for evaluation report: No data	Not applicable
URL for more program information:	http://www.youtube.com/promshorts
Program description: Funded by NHTSA, this is a spring prom and graduation season safe-driving video contest in which teens write, produce, and submit a 60-second YouTube video on safe driving and avoiding underage drinking. The winning school is awarded a package of prizes for their prom donated by private sponsors.	

Underage Drinking Prevention Programs Operated or Funded by the State: Programs RELATED TO Underage Drinking

Bureau of Substance Abuse Services (BSAS) Underage Drinking Prevention Public Information Initiative

URL for more program information: http://www.maclearinghouse.com

Program description: The BSAS Underage Drinking Prevention Public Information Initiative offered evidence-based information to health professionals, parents and youth. The major approaches used were print media, newspapers, and ads on public transportation. Parent guides and youth brochures were also distributed through health, social services, and educational settings. Social marketing and health communication techniques were also used to reach health professionals to motivate them to offer effective primary prevention services to a variety of populations, including pregnant women. Radio advertisements and web-based information reinforced the power of parents in preventing underage alcohol use. Presentations were made at local and national conferences on the retailers' toolkit to prevent sales to underage youth.

Picture Yourself Alcohol and Drug Free

URL for more program information: No data

Program description: The *Picture Yourself: Alcohol and Drug Free* initiative for alcohol and drug prevention pilot program targeted 7th and 8th graders. The campaign featured messages from middle school–aged youth for middle school–aged youth. It used an aspirational message to encourage students to live a life without alcohol and drugs, so that alcohol and other substances would not get in the way of their goals and interests. Posters and news articles (in the school newsletters and community) as well as school-based incentive items reinforced this message.

MassSTART at Six Department of Youth Services sites

URL for more program information: No data

The Department of Youth Services currently operates the MassStart program in three of our five regions, with those regions hosting two sites each. The MassStart program is run out of the Springfield, Holyoke, Lawrence, Lowell, Dorchester, and Roxbury District Offices of the Department of Youth Services. Each site carries a caseload of 15 clients per worker. The MassStart model targets high-risk youth and their families and seeks to reduce their exposure to drugs/alcohol and criminal activity by delivering enhanced case management services.

Additional Information Related to Underage Drinking Prevention Programs

State collaborates with federally recognized Tribal governments in the prevention of underage drinking — Yes

Description of collaboration: The Department of Public Health has continued to reach out to Native American key partners to try to provide appropriate services to Native Americans in Massachusetts.

State has programs to measure and/or reduce youth exposure to alcohol advertising and marketing — Yes

Program Description:
Community level: restrictions on advertising; counteralcohol advertising on billboards and public transportation.
State level: counteralcohol advertising via radio and transit ads. The Massachusetts Bay Transit Authority, the state's largest transit authority, has agreed to suspend alcohol advertising at the beginning of the next fiscal year beginning on 7/1/2012.

State has adopted or developed best practice standards for underage drinking prevention programs — Yes

Best practice standards description: Best practice standards description: The Bureau of Substance Abuse Services implements best practices through:

1. A competitive request-for-response (RFR) process.
2. Strategy meetings.
3. Regular site visits.

The RFR requires the selection of a evidence-based model. Regular meetings provide technical assistance to ensure implementation of the Strategic Prevention Framework (SPF) sustainability as

well as cultural competence. The community's logic model, action plan, accomplishments, and challenges are reviewed throughout the year.

Additional Clarification

None given

State Interagency Collaboration	
A state-level interagency governmental body/committee exists to coordinate or address underage drinking prevention activities	Yes
Committee contact information: Name: William D. Luzier, Executive Director, Interagency Council on Substance Abuse & Prevention E-mail: william.luzier@state.ma.us Address: 250 Washington Street, Floor 3, Boston, MA 02108 Phone: 617-624-5121	
Agencies/organizations represented on the committee: Lieutenant Governor, Chair Executive Office of Health and Human Services Executive Office of Public Safety Executive Office of Elder Affairs Executive Office of Veterans Affairs Department of Elementary and Secondary Education Department of Corrections Parole Board Department of Probation Department of Public Health Department of Youth Services Department of Mental Health Department of Developmental Services Massachusetts Rehabilitation Commission Department of Transitional Assistance Department of Children and Families Department of Health Care Finance and Policy Department of the Deaf and Hard of Hearing Department of Early Education and Care Bureau of Substance Abuse Services MassHealth (Medicaid) Superior Court District Court Juvenile Court Governor's Office Senate House Private citizen recovering from substance abuse problems	
A website or other public source exists to describe committee activities URL or other means of access: http://www.mass.gov/governor/administration/ltgov/lgcommittee/subabuseprevent	Yes

Underage Drinking Reports	
State has prepared a plan for preventing underage drinking in the last 3 years	Yes
Prepared by: Interagency Council on Substance Abuse and Prevention	
Plan can be accessed via: http://www.mass.gov/governor/docs/icsap-strategic-plan-update-july-2010.pdf	
State has prepared a report on preventing underage drinking in the last 3 years	Yes
Prepared by: Department of Elementary & Secondary Education and Department of Public Health	
Plan can be accessed via: http://www.doe.mass.edu/cnp/hprograms/yrbs	

Additional Clarification

None given

State Expenditures for the Prevention of Underage Drinking	
Compliance checks/decoy operations in retail outlets:	
Estimate of state funds expended	$21,000
Estimate based on the 12 months ending	12/31/2011
Checkpoints and saturation patrols:	
Estimate of state funds expended	$100,000
Estimate based on the 12 months ending	12/31/2011
Community-based programs to prevent underage drinking:	
Estimate of state funds expended	Data not available
Estimate based on the 12 months ending	Data not available
K–12 school-based programs to prevent underage drinking:	
Estimate of state funds expended	Data not available
Estimate based on the 12 months ending	Data not available
Programs targeted to institutes of higher learning:	
Estimate of state funds expended	Data not available
Estimate based on the 12 months ending	Data not available
Programs that target youth in the juvenile justice system:	
Estimate of state funds expended	Data not available
Estimate based on the 12 months ending	Data not available
Programs that target youth in the child welfare system:	
Estimate of state funds expended	Data not available
Estimate based on the 12 months ending	Data not available
Other programs:	
Programs or strategies included: No data	
Estimate of state funds expended	Not applicable
Estimate based on the 12 months ending	Not applicable

Funds Dedicated to Underage Drinking	
State derives funds dedicated to underage drinking from the following revenue streams:	
Taxes	No
Fines	No
Fees	No
Other	No data
Description of funding streams and how they are used:	
No data	

Additional Clarification

All of the programs that target underage drinking prevention are funded either through the Prevention portion of the SAMHSA Block Grant or through specific federal grant funding.

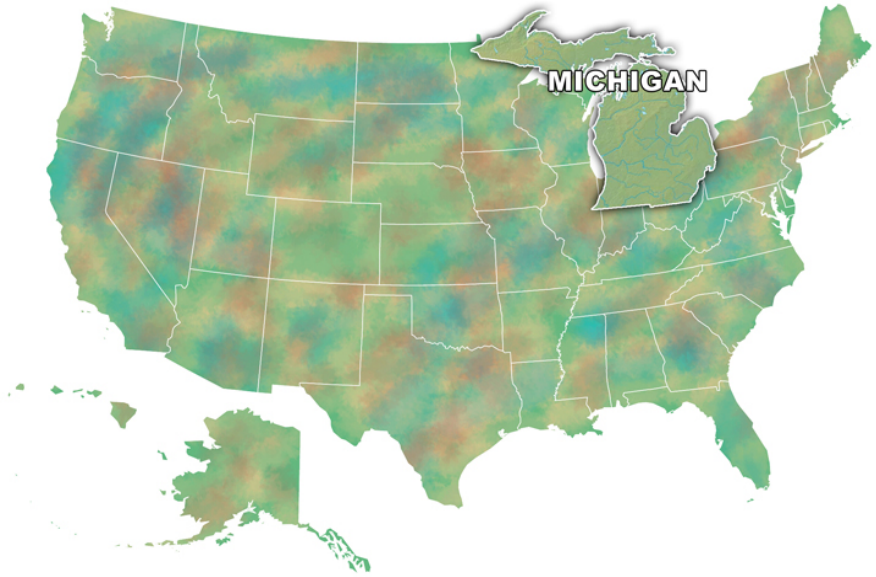

Michigan

State Profile and Underage Drinking Facts*

State Population: 9,876,187
Population Ages 12–20: 1,293,000

	Percentage	Number
Ages 12–20		
Past-Month Alcohol Use	25.9	335,000
Past-Month Binge Alcohol Use	17.2	223,000
Ages 12–14		
Past-Month Alcohol Use	5.2	20,000
Past-Month Binge Alcohol Use	2.1	8,000
Ages 15–17		
Past-Month Alcohol Use	20.9	91,000
Past-Month Binge Alcohol Use	0.0	000
Ages 18–20		
Past-Month Alcohol Use	48.2	223,000
Past-Month Binge Alcohol Use	33.7	156,000
Alcohol-Attributable Deaths (under 21)		146
Years of Potential Life Lost (under 21)		8,810
	Percentage of All Traffic Fatalities	**Number**
Traffic Fatalities, 15- to 20-Year-Old Drivers with BAC > 0.01	12.0	20

* See Appendix C for data sources.

Laws Addressing Minors in Possession of Alcohol

Underage Possession of Alcohol

Possession is prohibited—no explicit exceptions noted in the law.

Underage Consumption of Alcohol

Consumption is prohibited—no explicit exceptions noted in the law.

Internal Possession by Minors

Internal possession is prohibited—no explicit exceptions noted in the law.

Underage Purchase of Alcohol

Purchase is prohibited, but youth may purchase for law enforcement purposes.

False Identification for Obtaining Alcohol

Provision(s) Targeting Minors

- Use of a false ID to obtain alcohol is a criminal offense.
- Penalty may include driver's license suspension through a judicial procedure.

Provision(s) Targeting Suppliers

- It is a criminal offense to lend, transfer, or sell a false ID.

Provisions Targeting Retailers

- Licenses for drivers under age 21 are easily distinguishable from those for drivers age 21 and older.
- Specific affirmative defense—the retailer inspected the false ID and came to a reasonable conclusion based on its appearance that it was valid.

Laws Targeting Underage Drinking and Driving

BAC Limits: Youth (Underage Operators of Noncommercial Motor Vehicles)

- BAC limit: 0.00
- Any detectable alcohol in the blood is per se (conclusive) evidence of a violation
- Applies to drivers under age 21

Loss of Driving Privileges for Alcohol Violations by Minors ("Use/Lose Laws")

- No use/lose law

Graduated Driver's License

Learner Stage

- Minimum entry age: 14 years, 9 months
- Minimum learner stage period: 6 months
- Minimum supervised driving requirement: 50 hours,10 of which must be at night

Intermediate Stage

- Minimum age: 16
- Unsupervised night driving

  - Prohibited after: 10 p.m.
  - Primary enforcement of the night-driving rule
- Passenger restrictions exist: No more than one passenger under 21
  - Primary enforcement of the passenger-restriction rule

License Stage

- Minimum age to lift restrictions: 17

Laws Targeting Alcohol Suppliers

Furnishing Alcohol to Minors

- Furnishing is prohibited—no explicit exceptions noted in the law.
- There is an affirmative defense if the minor is not charged.

Compliance Check Protocols

No data

Penalty Guidelines for Sales to Minors

No data

Responsible Beverage Service

Mandatory Provisions

Mandatory Beverage Service Training for Managers, Servers

- Applies only to on-sale establishments
- Applies only to new outlets

Voluntary Provisions

Voluntary Beverage Service Training

- Applies only to on-sale establishments
- Applies only to existing outlets

Incentives for Training

- Defense in dram shop liability lawsuits
- Discounts in dram shop liability insurance

Minimum Ages for Off-Premises Sellers

- Beer: 18
- Wine: 18
- Spirits: 18

Minimum Ages for On-Premises Sellers

- Beer: 18 for both servers and bartenders
- Wine: 18 for both servers and bartenders
- Spirits: 18 for both servers and bartenders

Distance Limitations for New Alcohol Outlets Near Universities and Schools

Colleges and Universities
No distance limitation

Primary and Secondary Schools
Prohibitions against outlet siting:

- Off-premises outlets: Yes—within 500 feet for spirits. Local government has authority to override state restrictions.
- On-premises outlets: Yes—within 500 feet. Local government has authority to override state restrictions.
- Alcohol products: Beer, wine, spirits

Dram Shop Liability

Statutory liability exists.

Note: Michigan law includes a responsible beverage service defense.

Social Host Liability Laws

- There is no statutory liability.
- The courts recognize common law social host liability.

Host Party Laws

Social host law is specifically limited to underage drinking parties

- Action by underage guest that triggers violation: Possession, consumption
- Property type(s) covered by liability law: Residence, outdoor, other
- Standard for hosts' knowledge or action regarding the party: Knowledge—host must have actual knowledge of the occurrence.
- Preventive action by the host negates the violation.
- Exception(s): Family, resident

Note: Michigan's social host statute does not apply if all individuals attending the social gathering are members of the same household or immediate family, or if a minor's use, consumption, or possession of an alcoholic beverage is for religious purposes. The "preventive action" provision in Michigan allows the prosecution to establish guilt by proving that the host failed to take preventive action.

Retailer Interstate Shipments of Alcohol

Prohibition against retailer interstate shipments:

- Beer: Permitted
- Wine: Permitted
- Spirits: Prohibited

Note: The beer or wine must be delivered by the retailer's employee and not by an agent or by a third-party delivery service. A retailer that holds a specially designated merchant license or an out-of-state retailer that holds its state's substantial equivalent license may utilize a third party that provides delivery service to municipalities in this state that are surrounded by water and inaccessible by motor vehicle.

Direct Sales/Shipments of Alcohol by Producers

Direct sales/shipments from producers to consumers are permitted for wine with the following restrictions:

Age Verification Requirements

- Producer must verify age of purchaser.
- Common carrier must verify age of recipient.

State Approval/Permit Requirements

- Producer/shipper must obtain state permit.

Reporting Requirements

- Producer must record/report purchaser's name.

Shipping Label Statement Requirements

- Contains alcohol
- Recipient must be 21

Keg Registration

- Keg definition: 5 gallons or more
- Prohibited: Destroying the label on a keg—maximum fine/jail: $500/93 days
- Purchaser information collected:
  - Purchaser's name and address
  - Verified by a government-issued ID
- Warning information to purchaser: Active—purchaser action required (e.g., signature)
- Deposit required: $30
- Provisions do not specifically address disposable kegs.

Alcohol Pricing Policies

Home Delivery

- Beer: Permitted
- Wine: Permitted
- Spirits: Prohibited

Alcohol Tax

- Beer (5 percent alcohol): Specific excise tax is $0.20 per gallon.
- Wine (12 percent alcohol): Specific excise tax is $0.51 per gallon.
- Spirits (40 percent alcohol): Control state

Drink Specials

- Free beverages: Prohibited
- Multiple servings at one time: Not prohibited
- Multiple servings for same price as single serving: Prohibited
- Reduced price at specified day or time: Not prohibited
- Unlimited beverages: Prohibited
- Increased volume: Not prohibited

Wholesale Pricing

Pricing restrictions exist.

Beer (5 percent alcohol)

- Volume discounts: Banned
- Price posting requirements: Post and hold—180-day minimum. Prices may be decreased during the 180-day period to meet a competing wholesalers price. The price reduction must not exceed the competition's price and must continue for the balance of the 180 days filed by the competition.
- Retailer credit: Restricted—30 days maximum for on-sale retailers. No credit extended to off-sale retailers.

Wine (12 percent alcohol)

- Volume discounts: Banned
- Price posting requirements: Post and hold—3-month minimum. By written order the commission may approve a price change for a period of no fewer than 14 days.
- Retailer credit: Restricted—30 days for on-sale retailers. No credit extended to off-sale retailers.

Spirits (40 percent alcohol)

- Control state

Michigan State Survey Responses

State Agency Information	
Agency with primary responsibility for enforcing underage drinking laws:	
Michigan Liquor Control Commission (MLCC)	
Methods by which local and state enforcement agencies coordinate their efforts to enforce laws prohibiting underage drinking:	
MLCC periodically works with local, county, and state police on enforcement assignments. MLCC also conducts training for police on liquor laws on an ongoing basis. Police are encouraged to apprise MLCC of results of their own enforcement activities so that MLCC can make that part of each licensee's operating history on the database.	
Enforcement Strategies	
State law enforcement agencies use:	
Cops in Shops	No
Shoulder Tap Operations	No
Party Patrol Operations or Programs	Yes
Underage Alcohol–Related Fatality Investigations	Yes
Local law enforcement agencies use:	
Cops in Shops	Yes
Shoulder Tap Operations	No
Party Patrol Operations or Programs	Yes
Underage Alcohol–Related Fatality Investigations	Yes
State has a program to investigate and enforce direct sales/shipment laws	Yes
Primary state agency responsible for enforcing laws addressing direct sales/shipments of alcohol to minors	MLCC
Such laws are also enforced by local law enforcement agencies	Unknown
Enforcement Statistics	
State collects data on the number of minors found in possession	No
Number of minors found in possession by state law enforcement agencies	Data not collected
Number pertains to the 12 months ending	Data not collected
Data include arrests/citations issued by local law enforcement agencies	Data not collected
State conducts underage compliance checks/decoy operations[2] to determine if alcohol retailers are complying with laws prohibiting sales to minors	Yes
Data are collected on these activities	Yes
Number of licensees checked for compliance by state agencies	2,558
Number of licensees that failed state compliance checks	356
Numbers pertain to the 12 months ending	12/31/2011
Local agencies conduct underage compliance checks/decoy operations to determine if alcohol retailers are complying with laws prohibiting sales to minors	Yes
Data are collected on these activities	Yes
Number of licensees checked for compliance by local agencies	No data
Number of licensees that failed local compliance checks	577
Numbers pertain to the 12 months ending	12/31/2011
Sanctions	
State collects data on fines imposed on retail establishments that furnish minors	Yes
Number of fines imposed by the state[3]	775
Total amount in fines across all licensees	$482,795
Numbers pertain to the 12 months ending	12/31/2011
State collects data on license suspensions imposed on retail establishments specifically for furnishing minors	Yes
Number of suspensions imposed by the state[4]	75
Total days of suspensions across all licensees	44
Numbers pertain to the 12 months ending	12/31/2011

State collects data on license revocations imposed on retail establishments specifically for furnishing minors	Yes
Number of license revocations imposed[5]	1
Numbers pertain to the 12 months ending	12/31/2011

Additional Clarification

One total revocation was issued; however, there were an additional 124 "Revoked/Terminated unless Transferred" imposed during the time period ending 12/31/2011. The MLCC investigates and enforces on direct ship laws, but does not complete full field investigations.

[1] Or having consumed or purchased per state statutes.
[2] Underage compliance checks/decoy operations to determine whether alcohol retailers are complying with laws prohibiting sales to minors.
[3] Does not include fines imposed by local agencies.
[4] Does not include suspensions imposed by local agencies.
[5] Does not include revocations imposed by local agencies.

Underage Drinking Prevention Programs Operated or Funded by the State: Programs SPECIFIC TO Underage Drinking

Michigan Coalition to Reduce Underage Drinking (MCRUD)

Number of youth served	No data
Number of parents served	No data
Number of caregivers served	No data
Numbers pertain to the 12 months ending	No data
Program has been evaluated	No
Evaluation report is available	Not applicable
URL for evaluation report:	Not applicable
URL for more program information:	Not applicable

Program description: MCRUD provides training, technical assistance, and networking opportunities for local volunteer and professional groups that are working to address specific issues related to reducing underage drinking at the local level. MCRUD also provides small grants (up to $1,500) for volunteer grassroots groups on the same topics. Constituents include other statewide organizations (e.g., Mothers Against Drunk Driving), local professional prevention agencies, local public health departments, hospital staff, local teen centers, and volunteer groups (e.g., high school leadership groups, parent groups, and community coalitions).

Office of Juvenile Justice and Delinquency Prevention (OJJDP) Enforcing Underage Drinking Laws (EUDL) Program

Number of youth served	100
Number of parents served	No data
Number of caregivers served	No data
Numbers pertain to the 12 months ending	09/30/11
Program has been evaluated	Yes
Evaluation report is available	Yes
URL for report: http://www.michigan.gov/documents/msp/2005_EUDL_Evaluation_197592_7.pdf	
URL for more program information:	Not applicable

Program description: Michigan's EUDL program seeks to reduce the availability of alcohol to minors by enforcing underage drinking laws. Law enforcement agencies across Michigan are actively patrolling for underage drinking parties as well as conducting retail compliance checks with liquor licensees.

Underage Drinking Prevention Programs Operated or Funded by the State: Programs RELATED TO Underage Drinking
Sub-State Regional Coordinating Agencies URL for more program information: http://www.michigan.gov/mdch-bsaas
Program description: No data
Prevention Network URL for more program information: http://www.preventionnetwork.org
Program description: No data
Parenting Awareness Michigan (PAM) URL for more program information: http://www.preventionnetwork.org/pam
Program description: No data

Additional Information Related to Underage Drinking Prevention Programs	
State collaborates with federally recognized Tribal governments in the prevention of underage drinking	Yes
Program description: Collaboration with both the Grand Traverse Band of Ottawa and Chippewa Indians and the Little Traverse Bay Band of Odawa Indians occurs through offering technical assistance as appropriate or requested. Both Tribes have member representation with the State Epidemiology Outcomes Workgroup (SEOW). In addition, there is partnership with the Michigan Inter-Tribal Council.	
State has programs to measure and/or reduce youth exposure to alcohol advertising and marketing	No
Program description: Not applicable	
State has adopted or developed best practice standards for underage drinking prevention programs	Yes
Best practice standards description: Michigan's EUDL grantees use the controlled dispersal method when processing underage drinkers. Controlled dispersal is a systematic operational plan using the concepts of zero tolerance and education to safely and efficiently close underage drinking parties. A successful controlled dispersal results in effective zero-tolerance enforcement by placing appropriate charges against violators. It also minimizes the potential for disaster by ensuring that the party attendees are provided safe rides home. Proper implementation of the controlled dispersal plan benefits communities and youth by reducing the negative consequences associated with underage drinking. The Michigan Department of Community Health (MDCH)/Bureau of Substance Abuse and Addiction Services (BSAAS) has also adopted overarching principles of effective prevention based on the Surgeon General's Call to Action to Prevent and Reduce Underage Drinking (2007). Specific guidelines for safe prom/graduation initiatives have also been adopted. In addition, MDCH/BSAAS requires that at least 90 percent of prevention programming within a coordinating agency region is evidence based.	
Additional Clarification	
None given	

State Interagency Collaboration	
A state-level interagency governmental body/committee exists to coordinate or address underage drinking prevention activities	Yes
Committee contact information: Name: Mike Tobias E-mail: mike@preventionnetwork.org Address: PO Box 4458, East Lansing, MI 48826-4458 Phone: 517-393-6890	
Agencies/organizations represented on the committee: Barry County Community Mental Health Bay County Sacred Heart Cass Alcohol Safety Solutions Cristo Rey Community Center Courageous Persuaders Ingham Substance Abuse Prevention Coalition Little Traverse Bay Band of Odawa Indians Marquette County Health Department/Coalition Michigan Council on Alcohol Problems Michigan Liquor Control Commission Oakland County Health Division Ottawa County Health Department Van Buren Substance Abuse Task Force Washtenaw County Partnership/Clean Teens	
A website or other public source exists to describe committee activities URL or other means of access: http://www.mcrud.org	Yes

Underage Drinking Reports	
State has prepared a plan for preventing underage drinking in the last 3 years Prepared by: MDCH/BSAAS Plan can be accessed via: http://www.michigan.gov/mdch-bsaas	Yes
State has prepared a report on preventing underage drinking in the last 3 years Prepared by: SPF SIG Childhood and Underage Drinking (CUAD) Workgroup Plan can be accessed via: http://www.michigan.gov/documents/mdch/Blueprint_for_Michigan_336742_7.pdf	Yes
Additional Clarification	
None given	

State Expenditures for the Prevention of Underage Drinking	
Compliance checks/decoy operations in retail outlets:	
Estimate of state funds expended	$120,643
Estimate based on the 12 months ending	12/31/2011
Checkpoints and saturation patrols:	
Estimate of state funds expended	Data not available
Estimate based on the 12 months ending	Data not available
Community-based programs to prevent underage drinking:	
Estimate of state funds expended	$200,000
Estimate based on the 12 months ending	09/30/2011
K–12 school-based programs to prevent underage drinking:	
Estimate of state funds expended	$40,000
Estimate based on the 12 months ending	09/30/2011
Programs targeted to institutes of higher learning:	
Estimate of state funds expended	Data not available
Estimate based on the 12 months ending	Data not available

Programs that target youth in the juvenile justice system:	
Estimate of state funds expended	Data not available
Estimate based on the 12 months ending	Data not available
Programs that target youth in the child welfare system:	
Estimate of state funds expended	Data not available
Estimate based on the 12 months ending	Data not available

Other programs:	
Programs or strategies included: Non-SAPT funds to Coordinating Agencies from the state general fund	
Estimate of state funds expended	$165,209
Estimate based on the 12 months ending	09/30/2011

Funds Dedicated to Underage Drinking	
State derives funds dedicated to underage drinking from the following revenue streams:	
Taxes	Yes
Fines	Yes
Fees	Yes
Other	No data
Description of funding streams and how they are used:	
Taxes on alcohol; fines for violations; license and renewal fees. These sources are used to fund controlled buy operations through the Michigan Liquor Control Commission.	
Additional Clarification	
None given	

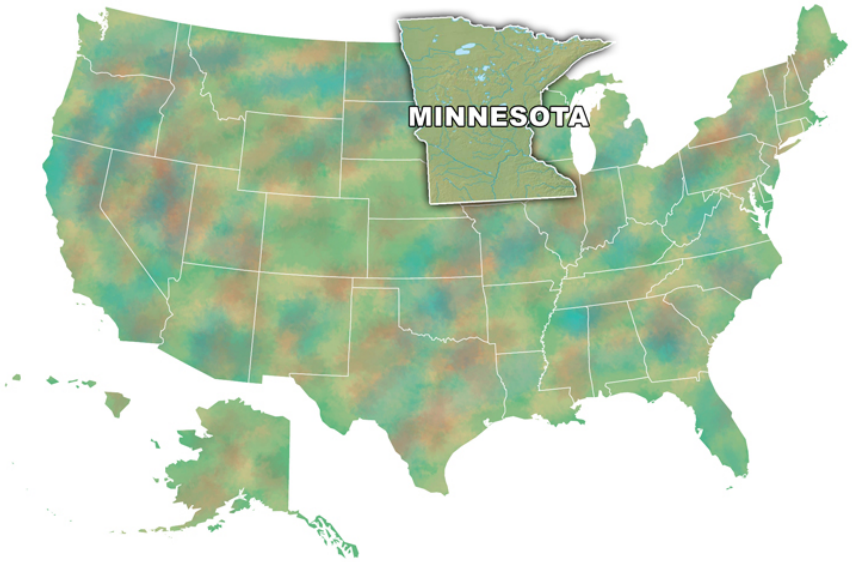

Minnesota

State Profile and Underage Drinking Facts*

State Population: 5,344,861
Population Ages 12–20: 641,000

	Percentage	Number
Ages 12–20		
Past-Month Alcohol Use	25.6	164,000
Past-Month Binge Alcohol Use	17.9	115,000
Ages 12–14		
Past-Month Alcohol Use	4.2	8,000
Past-Month Binge Alcohol Use	1.2	2,000
Ages 15–17		
Past-Month Alcohol Use	20.6	45,000
Past-Month Binge Alcohol Use	12.2	27,000
Ages 18–20		
Past-Month Alcohol Use	49.9	111,000
Past-Month Binge Alcohol Use	38.7	86,000
Alcohol-Attributable Deaths (under 21)		63
Years of Potential Life Lost (under 21)		3,793
	Percentage of All Traffic Fatalities	**Number**
Traffic Fatalities, 15- to 20-Year-Old Drivers with BAC > 0.01	18.0	13

* See Appendix C for data sources.

Laws Addressing Minors in Possession of Alcohol

Underage Possession of Alcohol

Possession is prohibited with the following exception(s):

- Parent/guardian's home

Underage Consumption of Alcohol

Consumption is prohibited with the following exception(s):

- Parent/guardian's home AND
- Parent/guardian

Internal Possession by Minors

Internal possession is not explicitly prohibited.

Note: Although Minnesota does not prohibit Internal Possession, it has a statutory provision that makes it unlawful "[f]or any person under the age of 21 years to consume any alcoholic beverages" and further defines "consume" to " [include] the ingestion of an alcoholic beverage and the physical condition of having ingested an alcoholic beverage" (Minn. Stat. § 340A.503). Laws that prohibit minors from having alcohol in their bodies, but which do so without reference to a blood, breath, or urine test, are not considered as prohibiting internal possession, for purposes of this report.

Underage Purchase of Alcohol

Purchase is prohibited and there is NO ALLOWANCE for youth purchase for law enforcement purposes.

False Identification for Obtaining Alcohol

Provision(s) Targeting Minors

- Use of a false ID to obtain alcohol is a criminal offense.
- Penalty may include driver's license suspension through a judicial procedure.

Provision(s) Targeting Suppliers

- It is a criminal offense to lend, transfer, or sell a false ID.

Provisions Targeting Retailers

- Licenses for drivers under age 21 are easily distinguishable from those for drivers age 21 and older.
- Retailers are permitted to seize apparently false IDs
- Specific affirmative defense—the retailer inspected the false ID and came to a reasonable conclusion based on its appearance that it was valid.

Laws Targeting Underage Drinking and Driving

BAC Limits: Youth (Underage Operators of Noncommercial Motor Vehicles)

- BAC limit: 0.00
- Any detectable alcohol in the blood is per se (conclusive) evidence of a violation
- Applies to drivers under age 21

Loss of Driving Privileges for Alcohol Violations by Minors ("Use/Lose Laws")

No use/lose law

Graduated Driver's License

Learner Stage

- Minimum entry age: 15
- Minimum learner stage period: 6 months
- Minimum supervised driving requirement: 30 hours—10 of which must be at night

Intermediate Stage

- Minimum age: 16
- Unsupervised night driving
  - Prohibited after: 12 a.m.
  - Primary enforcement of the night-driving rule
- Passenger restrictions exist: For first 6 months, no more than one unrelated passenger under 20. For second 6 months, no more than three unrelated passengers under 20.
  - Primary enforcement of the passenger-restriction rule

License Stage

- Minimum age to lift restrictions: 17—passenger restrictions expire 12 months after obtaining intermediate license; unsupervised night-driving restrictions expire 6 months after issuance of intermediate license.

Laws Targeting Alcohol Suppliers

Furnishing Alcohol to Minors

Furnishing is prohibited with the following exception(s):

- Parent/guardian's home AND
- Parent/guardian

Compliance Check Protocols

No data

Penalty Guidelines for Sales to Minors

Time period/conditions: No guidelines provided

Responsible Beverage Service

No beverage service training requirement

Minimum Ages for Off-Premises Sellers

- Beer: 18
- Wine: 18
- Spirits: 18

Minimum Ages for On-Premises Sellers

- Beer: 18 for both servers and bartenders
- Wine: 18 for both servers and bartenders
- Spirits: 18 for both servers and bartenders

Note: Minors who have reached age 16 may be employed to provide waiter or waitress service in rooms or areas where the presence of 4 percent alcohol by volume (ABV) "malt liquor" is incidental to food service or preparation. Minnesota defines "4 percent malt liquor" as any beer, ale, or other malt beverage containing not more than 4 percent alcohol by volume.

Distance Limitations for New Alcohol Outlets Near Universities and Schools

Colleges and Universities

No distance limitation

Primary and Secondary Schools

Prohibitions against outlet siting:

- Off-premises outlets: Yes—within 1,500 feet, if not within a city
- On-premises outlets: Yes—within 1,500 feet, if not within a city
- Alcohol products: Beer, wine, spirits—excludes beverages with 3.2 percent of alcohol by weight or less

Dram Shop Liability

Statutory liability exists.

Note: Minn. Stat. § 340A.801(6) states that nothing in Chapter 340A, Minnesota's alcohol beverage control law, "precludes common law tort claims against any person 21 years old or older who knowingly provides or furnishes alcoholic beverages to a person under the age of 21 years." The age limitation applied to the furnisher and the "knowingly" evidentiary requirement result in a "no" coding for dram shop common law liability.

Social Host Liability Laws

Statutory liability exists subject to the following conditions:

- Limitations on who may be sued: Social host must be 21 years of age or older.
- Limitations on elements/standards of proof: Knowingly or recklessly furnishing alcohol to a minor or permitting consumption by a minor.

Note: Minn. Stat. § 340A.801(6) states that nothing in Chapter 340A, Minnesota's alcohol beverage control law, "precludes common law tort claims against any person 21 years old or older who knowingly provides or furnishes alcoholic beverages to a person under the age of 21 years." The age limitation applied to the furnisher and the "knowingly" evidentiary requirement result in a "no" coding for social host common law liability.

Host Party Laws

No state-imposed liability for hosting underage drinking parties

Retailer Interstate Shipments of Alcohol

Retailer interstate shipments are prohibited for all types of beverages.

Direct Sales/Shipments of Alcohol by Producers

Direct sales/shipments from producers to consumers are permitted for wine with the following restrictions:

Age Verification Requirements: None

State Approval/Permit Requirements: None

Reporting Requirements: None

Shipping Label Statement Requirements

- Contains alcohol
- Recipient must be 21

Keg Registration

- Keg definition: Not less than 7 gallons
- Prohibited: Destroying the label on a keg—maximum fine/jail: $1,000/90 days
- Purchaser information collected: Verified by a government-issued ID
- Warning information to purchaser: Passive—no purchaser action required
- Deposit: Not required
- Provisions do not specifically address disposable kegs.

Alcohol Pricing Policies

Home Delivery

- Beer: Permitted
- Wine: Permitted
- Spirits: Permitted

Alcohol Tax

Beer (5 percent alcohol)

- Specific excise tax: $0.15 per gallon
- Ad valorem excise tax (on-premises sales): 2.5 percent
- Ad valorem excise tax (off-premises sales): 2.5 percent

$0.08 per gallon for beverages containing an alcohol content of 4 percent or less. With respect to malt liquor containing 4 percent alcohol or less, the 2.5 percent retail tax is applied only when sold at an on-sale or off-sale municipal liquor store or other establishment licensed to sell any type of intoxicating liquor.

Wine (12 percent alcohol)

- Specific excise tax: $0.30 per gallon
- Ad valorem excise tax (on-premises sales): 2.5 percent
- Ad valorem excise tax (off-premises sales): 2.5 percent
- Ad valorem tax applied at retail level

Spirits (40 percent alcohol)

- Specific excise tax: $5.03 per gallon
- Ad valorem excise tax (on-premises sales): 2.50 percent
- Ad valorem excise tax (off-premises sales): 2.50 percent
- Ad valorem tax applied at retail level.

Drink Specials

- Free beverages: Prohibited
- Multiple servings at one time: Not prohibited
- Multiple servings for same price as single serving: Not prohibited
- Reduced price at specified day or time: Not prohibited
- Unlimited beverages: Not prohibited
- Increased volume: Not prohibited

Wholesale Pricing

Pricing restrictions exist.

Beer (5 percent alcohol)

- Retailer credit: Not permitted

Wine (12 percent alcohol)

- Volume discounts: Restricted—a variable volume price may not be for a quantity of more than 25 cases.
- Retailer credit: Restricted—30 days maximum.

Spirits (40 percent alcohol)

- Volume discounts: Restricted—A variable volume price may not be for a quantity of more than 25 cases.
- Retailer credit: Restricted—30 days maximum.

Minnesota State Survey Responses

State Agency Information	
Agency with primary responsibility for enforcing underage drinking laws:	
Minnesota Department of Public Safety	
Methods by which local and state enforcement agencies coordinate their efforts to enforce laws prohibiting underage drinking:	
Minnesota state patrol and Bureau of Criminal Apprehension (BCA) collaborate with local agencies on an as-needed basis. Primarily, this will occur to investigate underage drinking–related fatalities and other serious cases.	
Enforcement Strategies	
State law enforcement agencies use:	
Cops in Shops	No
Shoulder Tap Operations	No
Party Patrol Operations or Programs	No
Underage Alcohol–Related Fatality Investigations	No
Local law enforcement agencies use:	
Cops in Shops	No
Shoulder Tap Operations	No
Party Patrol Operations or Programs	Yes
Underage Alcohol–Related Fatality Investigations	Yes
State has a program to investigate and enforce direct sales/shipment laws	Unknown
Primary state agency responsible for enforcing laws addressing direct sales/shipments of alcohol to minors	No data
Such laws are also enforced by local law enforcement agencies	Unknown
Enforcement Statistics	
State collects data on the number of minors found in possession	No
Number of minors found in possession[1] by state law enforcement agencies	Data not collected
Number pertains to the 12 months ending	Data not collected
Data include arrests/citations issued by local law enforcement agencies	Data not collected
State conducts underage compliance checks/decoy operations[2] to determine if alcohol retailers are complying with laws prohibiting sales to minors	No
Data are collected on these activities	No
Number of licensees checked for compliance by state agencies	Data not collected
Number of licensees that failed state compliance checks	Data not collected
Numbers pertain to the 12 months ending	Data not collected
Local agencies conduct underage compliance checks/decoy operations to determine if alcohol retailers are complying with laws prohibiting sales to minors	Yes
Data are collected on these activities	No
Number of licensees checked for compliance by local agencies	Data not collected
Number of licensees that failed local compliance checks	Data not collected
Numbers pertain to the 12 months ending	Data not collected
Sanctions	
State collects data on fines imposed on retail establishments that furnish minors	No
Number of fines imposed by the state[3]	Data not collected
Total amount in fines across all licensees	Data not collected
Numbers pertain to the 12 months ending	Data not collected
	Unknown
Number of suspensions imposed by the state[4]	No data
Total days of suspensions across all licensees	No data
Numbers pertain to the 12 months ending	No data

State collects data on license revocations imposed on retail establishments specifically for furnishing minors	Unknown
Number of license revocations imposed[5]	No data
Numbers pertain to the 12 months ending	No data

Additional Clarification

While many local law enforcement agencies may conduct alcohol compliance checks, only data on those conducted by law enforcement agencies with Enforcing Underage Drinking Laws (EUDL) funding for this activity are available. Data available for EUDL-funded local alcohol compliance checks with 47 local law enforcement agencies show a 92.9 percent compliance rate. These data present a partial picture of the statewide compliance rate, of which data are not collected. Roadway checkpoints to detect impaired drivers are not constitutionally allowed in Minnesota. Roadway saturation patrols are conducted following the National Highway Traffic Safety Administration (NHTSA) enhanced enforcement mobilization schedule. The enforcement effort identifies younger males as a high-risk population, but does not specify drivers under age 21 as a primary concern of focus.

Civil or criminal action taken against liquor retailers may be documented at a local level, or possibly through the State Department of Public Safety, Alcohol & Gambling Enforcement Division.

[1] Or having consumed or purchased per state statutes.
[2] Underage compliance checks/decoy operations to determine whether alcohol retailers are complying with laws prohibiting sales to minors.
[3] Does not include fines imposed by local agencies.
[4] Does not include suspensions imposed by local agencies.
[5] Does not include revocations imposed by local agencies.

Underage Drinking Prevention Programs Operated or Funded by the State: Programs SPECIFIC TO Underage Drinking

Office of Juvenile Justice and Delinquency Programs (OJJDP) Enforcing Underage Drinking Laws (EUDL) Block Grant

Number of youth served	No data
Number of parents served	No data
Number of caregivers served	No data
Numbers pertain to the 12 months ending	No data
Program has been evaluated	No
Evaluation report is available	Not applicable
URL for evaluation report:	Not applicable
URL for more program information:	Not applicable

Program description: Supports and enhances the efforts of state and local jurisdictions to prohibit the sale of alcoholic beverages to minors and the purchase and consumption of alcoholic beverages by minors.

Underage Drinking Prevention Programs Operated or Funded by the State: Programs RELATED TO Underage Drinking

MN Institute of Public Health

URL for more program information: No data

Program description: Provides minigrants to local law enforcement agencies for alcohol compliance checks.

Additional Information Related to Underage Drinking Prevention Programs

State collaborates with federally recognized Tribal governments in the prevention of underage drinking	Yes

Description of collaboration: Native American Prevention Programming

State has programs to measure and/or reduce youth exposure to alcohol advertising and marketing	No
Program description: Not applicable	
State has adopted or developed best practice standards for underage drinking prevention programs	Yes
Best practice standards description: Utilizing Drug Free Communities coalition approach and implementing the Strategic Prevention Framework	

Additional Clarification

Such standards for license revocations have not been specifically developed by the Minnesota Department of Public Safety (DPS) Alcohol & Gambling Enforcement. There are entities in Minnesota working in this area, but coordination and communication efforts between interested parties are still in an early stage of development, and it is thus problematic to obtain readily available information to address these questions.

State Interagency Collaboration	
A state-level interagency governmental body/committee exists to coordinate or address underage drinking prevention activities	Yes
Committee contact information:	
No data	
Agencies/organizations represented on the committee:	
State agencies; Department of Human Services, Department of Health, Department of Education, Department of Public Safety, and other sectors per Strategic Prevention Framework State Incentive Grant (SPF SIG) guidelines.	
A website or other public source exists to describe committee activities	No data
URL or other means of access: No data	

Underage Drinking Reports	
State has prepared a plan for preventing underage drinking in the last 3 years	No
Prepared by: Not applicable	
Plan can be accessed via: Not applicable	
State has prepared a report on preventing underage drinking in the last 3 years	No
Prepared by: Not applicable	
Plan can be accessed via: Not applicable	

Additional Clarification

Clarification on the State Interagency Collaboration question above: Minnesota Department of Human Services - Minnesota is a cohort IV SPF SIG state and as such has established a required SPF SIG Advisory Council consisting of the sectors required by the SPF. In addition, Minnesota has received a State Prevention Enhancement (SPE) grant through which it created a consortium, a subcommittee of the SPF SIG Advisory Council.

State Expenditures for the Prevention of Underage Drinking	
Compliance checks/decoy operations in retail outlets:	
Estimate of state funds expended	Data not available
Estimate based on the 12 months ending	Data not available
Checkpoints and saturation patrols:	
Estimate of state funds expended	Data not available
Estimate based on the 12 months ending	Data not available
Community-based programs to prevent underage drinking:	
Estimate of state funds expended	$1,076,714
Estimate based on the 12 months ending	06/30/2011

K–12 school-based programs to prevent underage drinking:	
Estimate of state funds expended	$1,076,714
Estimate based on the 12 months ending	06/30/2011
Programs targeted to institutes of higher learning:	
Estimate of state funds expended	Data not available
Estimate based on the 12 months ending	Data not available
Programs that target youth in the juvenile justice system:	
Estimate of state funds expended	Data not available
Estimate based on the 12 months ending	Data not available
Programs that target youth in the child welfare system:	
Estimate of state funds expended	Data not available
Estimate based on the 12 months ending	Data not available
Other programs:	
Programs or strategies included: American Indian Prevention programming	
Estimate of state funds expended	$1,512,138
Estimate based on the 12 months ending	06/30/2011

Funds Dedicated to Underage Drinking	
State derives funds dedicated to underage drinking from the following revenue streams:	
Taxes	No
Fines	No
Fees	No
Other	No data
Description of funding streams and how they are used:	
No data	
Additional Clarification	
None given	



Mississippi

State Profile and Underage Drinking Facts*

State Population: 2,978,512
Population Ages 12–20: 386,000

	Percentage	Number
Ages 12–20		
Past-Month Alcohol Use	23.7	91,000
Past-Month Binge Alcohol Use	15.2	59,000
Ages 12–14		
Past-Month Alcohol Use	5.5	6,000
Past-Month Binge Alcohol Use	3.2	4,000
Ages 15–17		
Past-Month Alcohol Use	18.8	25,000
Past-Month Binge Alcohol Use	11.4	15,000
Ages 18–20		
Past-Month Alcohol Use	44.1	60,000
Past-Month Binge Alcohol Use	29.3	40,000
Alcohol-Attributable Deaths (under 21)		74
Years of Potential Life Lost (under 21)		4,474
	Percentage of All Traffic Fatalities	**Number**
Traffic Fatalities, 15- to 20-Year-Old Drivers with BAC > 0.01	29.0	28

* See Appendix C for data sources.

Laws Addressing Minors in Possession of Alcohol

Underage Possession of Alcohol

Possession is prohibited with the following exception(s):

- Private location OR
- Parent/guardian

Note: Mississippi's parent/guardian exception applies to persons at least 18 years old and only for possession of light wine or beer. The location exception is not limited to persons between 18 and 21, and applies only to alcoholic beverages, not including light wine or beer.

Underage Consumption of Alcohol

Consumption is not explicitly prohibited.

Internal Possession by Minors

Internal possession is not explicitly prohibited.

Underage Purchase of Alcohol

Purchase is prohibited and there is NO ALLOWANCE for youth purchase for law enforcement purposes.

False Identification for Obtaining Alcohol

Provision(s) Targeting Minors

- Use of a false ID to obtain alcohol is a criminal offense.
- Penalty may include driver's license suspension through a judicial procedure.

Provisions Targeting Retailers

- Licenses for drivers under age 21 are easily distinguishable from those for drivers age 21 and older.
- Specific affirmative defense—the retailer inspected the false ID and came to a reasonable conclusion based on its appearance that it was valid.

Laws Targeting Underage Drinking and Driving

BAC Limits: Youth (Underage Operators of Noncommercial Motor Vehicles)

- BAC limit: 0.02
- BAC level at or above the limit is per se (conclusive) evidence of a violation
- Applies to drivers under age 21

Loss of Driving Privileges for Alcohol Violations by Minors ("Use/Lose Laws")

Use/lose penalties apply to minors under age 21.

Type(s) of Violation Leading to Driver's License Suspension, Revocation, or Denial

- Underage purchase
- Underage possession

Authority To Impose Driver's License Sanction

- Mandatory

Length of Suspension/Revocation
- Minimum: Not specified
- Maximum: 90 days

Graduated Driver's License

Learner Stage
- Minimum entry age: 15
- Minimum learner stage period: 12 months
- There is no minimum supervised driving requirement.

Intermediate Stage
- Minimum age: 16 years
- Unsupervised night driving
  - Prohibited after: 10 p.m. Sunday through Thursday; 11:30 p.m. Friday and Saturday
  - Primary enforcement of the night-driving rule
- No passenger restrictions

License Stage
- Minimum age to lift restrictions: 16 years, 6 months

Laws Targeting Alcohol Suppliers

Furnishing Alcohol to Minors

Furnishing is prohibited with the following exception(s): EITHER
- Parent/guardian OR
- Spouse

Note: Mississippi's parent/guardian and spouse exceptions apply to persons at least 18 years old and only for furnishing of light wine or beer.

Compliance Check Protocols

Age of Decoy
- Minimum: 16
- Maximum: 19

Appearance Requirements
- Male: No facial hair and youthful looking

ID Possession
- Not specified

Verbal Exaggeration of Age
- Prohibited

Decoy Training
- Not specified

Penalty Guidelines for Sales to Minors

Time period/conditions: No guidelines provided

Responsible Beverage Service

No beverage service training requirement

Minimum Ages for Off-Premises Sellers

- Beer: 21
- Wine: 21
- Spirits: 21

Minimum Ages for On-Premises Sellers

- Beer: 18 for servers and 21 for bartenders
- Wine: 18 for servers and 21 for bartenders
- Spirits: 18 for servers and 21 for bartenders

Distance Limitations for New Alcohol Outlets Near Universities and Schools

Colleges and Universities

Limitations on outlet siting:

- Off-premises outlets: Yes—no permits on campus
- On-premises outlets: Yes—no permits on campus
- Alcohol products: Wine, spirits—"alcoholic beverage" does not include wine or beer containing 6.25 percent alcohol by volume (ABV) or less.

Primary and Secondary Schools

Prohibitions against outlet siting:

- Off-premises outlets: Yes—within 400 feet; within 100 feet in areas zoned commercial or industrial
- On-premises outlets: Yes—within 400 feet; within 100 feet in areas zoned commercial or industrial
- Alcohol products: Wine, spirits—"alcoholic beverage" does not include wine or beer containing 6.25 percent ABV or less.

Note: Exceptions are (1) bed and breakfast inn or historic district listed in the National Register of Historic Places; (2) qualified resort area located in a municipality having a population greater than 100,000.

Dram Shop Liability

- There is no statutory liability.
- The courts recognize common law dram shop liability.

Social Host Liability Laws

There is no statutory liability.

Host Party Laws

Social host law is specifically limited to underage drinking parties.

- Action by underage guest that triggers violation: Possession, consumption
- Property type(s) covered by liability law: Residence, outdoor, other
- Standard for hosts' knowledge or action regarding the party: Knowledge—host must have actual knowledge of the occurrence.
- Exception(s): Family

Retailer Interstate Shipments of Alcohol

Retailer interstate shipments are prohibited for all types of beverages.

Direct Sales/Shipments of Alcohol by Producers

Direct sales/shipments from producers to consumers are not permitted.

Keg Registration

Not required

Alcohol Pricing Policies

Home Delivery

- Beer: No law
- Wine: No law
- Spirits: No law

Alcohol Tax

- Beer (5 percent alcohol): Specific excise tax is $0.43 per gallon.
- Wine (12 percent alcohol): Control state
- Spirits (40 percent alcohol): Control state

Drink Specials

No law

Wholesale Pricing

Pricing restrictions exist.

- Beer (5 percent alcohol): Retailer credit not permitted
- Wine (12 percent alcohol): Control state
- Spirits (40 percent alcohol): Control state

Mississippi State Survey Responses

State Agency Information	
Agency with primary responsibility for enforcing underage drinking laws:	
Mississippi Alcoholic Beverage Control (ABC)/Bureau of Enforcement	
Methods by which local and state enforcement agencies coordinate their efforts to enforce laws prohibiting underage drinking:	
In Mississippi, state and local agencies routinely share information and provide mutual support for planned and unplanned enforcement.	
Enforcement Strategies	
State law enforcement agencies use:	
Cops in Shops	Yes
Shoulder Tap Operations	No
Party Patrol Operations or Programs	Yes
Underage Alcohol–Related Fatality Investigations	Yes
Local law enforcement agencies use:	
Cops in Shops	Yes
Shoulder Tap Operations	No
Party Patrol Operations or Programs	Yes
Underage Alcohol–Related Fatality Investigations	Yes
State has a program to investigate and enforce direct sales/shipment laws	Yes
Primary state agency responsible for enforcing laws addressing direct sales/shipments of alcohol to minors	Mississippi ABC
Such laws are also enforced by local law enforcement agencies	No
Enforcement Statistics	
State collects data on the number of minors found in possession	Yes
Number of minors found in possession[1] by state law enforcement agencies	550
Number pertains to the 12 months ending	12/31/2011
Data include arrests/citations issued by local law enforcement agencies	No
State conducts underage compliance checks/decoy operations[2] to determine if alcohol retailers are complying with laws prohibiting sales to minors	Yes
Data are collected on these activities	Yes
Number of licensees checked for compliance by state agencies	37
Number of licensees that failed state compliance checks	31
Numbers pertain to the 12 months ending	12/31/2011
Local agencies conduct underage compliance checks/decoy operations to determine if alcohol retailers are complying with laws prohibiting sales to minors	Yes
Data are collected on these activities	No
Number of licensees checked for compliance by local agencies	Data not collected
Number of licensees that failed local compliance checks	Data not collected
Numbers pertain to the 12 months ending	Data not collected
Sanctions	
State collects data on fines imposed on retail establishments that furnish minors	No
Number of fines imposed by the state[3]	Data not collected
Total amount in fines across all licensees	Data not collected
Numbers pertain to the 12 months ending	Data not collected
State collects data on license suspensions imposed on retail establishments specifically for furnishing minors	Yes
Number of suspensions imposed by the state[4]	31
Total days of suspensions across all licensees	217
Numbers pertain to the 12 months ending	12/31/2011

State collects data on license revocations imposed on retail establishments specifically for furnishing minors	Yes
Number of license revocations imposed[5]	0
Numbers pertain to the 12 months ending	12/31/2011

Additional Clarification

Fines are not collected for sales to minors; this is cause for automatic suspension of a license, regardless of whether this is a first offense or not.

[1] Or having consumed or purchased per state statutes.
[2] Underage compliance checks/decoy operations to determine whether alcohol retailers are complying with laws prohibiting sales to minors.
[3] Does not include fines imposed by local agencies.
[4] Does not include suspensions imposed by local agencies.
[5] Does not include revocations imposed by local agencies.

Underage Drinking Prevention Programs Operated or Funded by the State: Programs SPECIFIC TO Underage Drinking

Vicksburg Family Development (VFD)	
Number of youth served	6,200
Number of parents served	4,000
Number of caregivers served	0
Numbers pertain to the 12 months ending	10/09/2011
Program has been evaluated	Yes
Evaluation report is available	No
URL for evaluation report	Not applicable
URL for more program information	No data

Program description: VFD has two primary activities targeting underage drinking: Alcohol Education and Communities Mobilizing for Change. Alcohol Education is an online alcohol prevention program that takes a project-based approach to learning, giving students the opportunity to travel through a community to better understand the risks around drinking alcohol. Communities Mobilizing for Change is a community organizing effort designed to change policies and practices of major community institutions in ways that underage individuals' access to alcohol.

Region I Community Mental Health Center: Preventing Underage Drinking in Tunica County	
Number of youth served	125
Number of parents served	0
Number of caregivers served	No data
Numbers pertain to the 12 months ending	09/30/2011
Program has been evaluated	Yes
Evaluation report is available	No
URL for evaluation report	Not applicable
URL for more program information	No data

Program description: Preventing Underage Drinking in Tunica County is a coalition-based project that uses educational and environmental strategies. Evidence-based programs are used to implement the strategies.

Region 3 Community Mental Health Center: Prime for Life	
Number of youth served	855
Number of parents served	0
Number of caregivers served	0
Numbers pertain to the 12 months ending	02/23/2012
Program has been evaluated	No
Evaluation report is available	Not applicable
URL for evaluation report	Not applicable
URL for more program information	Not applicable

Program description: Community Trials is an evidence-based alcohol and drug program for people of all ages. The program challenges common beliefs and attitudes that contribute to binge drinking.

Region 4 Mental Health and Mental Retardation (MH/MR) Commission: Underage Drinking Program	
Number of youth served	655
Number of parents served	5,600
Number of caregivers served	No data
Numbers pertain to the 12 months ending	No data
Program has been evaluated	No
Evaluation report is available	No
URL for evaluation report	Not applicable
URL for more program information	Not applicable
Program description: The program offers lessons on alcohol, tobacco, marijuana, and inhalants. The lessons offer resistance and social skills needed to resist alcohol and other drugs. A media campaign that targets parents via billboards is also used.	
Mississippi Underage Drinking Prevention Coalition (MUDPC) of Madison and Rankin Counties	
Number of youth served	No data
Number of parents served	No data
Number of caregivers served	No data
Numbers pertain to the 12 months ending	01/01/2012
Program has been evaluated	No data
Evaluation report is available	No
URL for evaluation report	Not applicable
URL for more program information	Not applicable
Program description: The vision of the MUDPC is to see every youth in Madison and Rankin Counties alcohol free.	
DREAM of Hattiesburg, Inc.	
Number of youth served	16,159
Number of parents served	0
Number of caregivers served	0
Numbers pertain to the 12 months ending	12/30/2011
Program has been evaluated	No data
Evaluation report is available	No data
URL for evaluation report	Not applicable
URL for more program information	Not applicable
Program description: DREAM of Hattiesburg is a nonprofit drug and alcohol prevention agency working in both the local school districts and surrounding communities. It offers an afterschool tutoring program. DREAM is also a designated Regional Alcohol Drug Awareness Resource (RADAR) center providing prevention materials, training, and activities to reduce and prevent use of alcohol, tobacco, and drugs.	
DREAM, Inc., Strategic Prevention Framework State Incentive Grant (SPF SIG)	
Number of youth served	174
Number of parents served	0
Number of caregivers served	0
Numbers pertain to the 12 months ending	02/25/2012
Program has been evaluated	No data
Evaluation report is available	No data
URL for evaluation report	Not applicable
URL for more program information	Not applicable
Program description: SPF SIG provide services including, but not limited to, community education, underage alcohol drinking awareness, an evidence-based drug education curriculum taught in Rankin County high schools, and an adult and youth community coalition to aid in endeavors to reduce and prevent underage drinking in Rankin County.	

Weems Community Mental Health Center	
Number of youth served	414
Number of parents served	0
Number of caregivers served	0
Numbers pertain to the 12 months ending	12/31/2011
Program has been evaluated	No data
Evaluation report is available	No data
URL for evaluation report	Not applicable
URL for more program information	Not applicable
Program description: SPF SIG provides services including, but not limited to, community education, underage alcohol drinking awareness, an evidence-based drug education curriculum taught in Meridian middle schools, and an adult and youth community coalition to aid in endeavors to reduce and prevent underage drinking in Lauderdale and Leake Counties.	
Choctaw Behavioral Health (CBH) SPF SIG	
Number of youth served	3,576
Number of parents served	111
Number of caregivers served	0
Numbers pertain to the 12 months ending	12/31/2011
Program has been evaluated	Yes
Evaluation report is available	No
URL for evaluation report	Not applicable
URL for more program information	Not applicable
Program description: The CBH SPF SIG program vision is to promote a healthier, safer Choctaw Community by decreasing underage drinking among Choctaw youth through a framework for collaboration between service agencies, Tribal communities, and policymakers. CBH SPF SIG teaches Project Northland Class Action to youth in detention, Choctaw Alternative School, and all Tribal Boys & Girls Club locations. It also provides underage drinking prevention activities and education to youth, parents, and health care professionals through health fairs, presentations, youth programs and conferences, and monthly community events.	
East MS SPF SIG Partnership	
Number of youth served	50
Number of parents served	5
Number of caregivers served	0
Numbers pertain to the 12 months ending	09/30/2011
Program has been evaluated	No data
Evaluation report is available	No data
URL for evaluation report	Not applicable
URL for more program information	Not applicable
Program description: The Bradley A. Sanders Adolescent Complex (BASAC) SPF SIG provide services including, but not limited to, community education, underage alcohol drinking awareness, an evidence-based drug education curriculum taught in Leake County middle schools, and an adult and youth community coalition to aid in endeavors to reduce and prevent underage drinking in Leake and Lauderdale Counties.	
Alcohol Services Center	
Number of youth served	346
Number of parents served	235
Number of caregivers served	0
Numbers pertain to the 12 months ending	10/01/2011
Program has been evaluated	No
Evaluation report is available	No
URL for evaluation report	Not applicable
URL for more program information	Not applicable

Program description: Class Action is the high school component to Project Northland, Hazelden's evidence-based alcohol prevention program. Class Action looks at the real-world social and legal consequences involving teens and alcohol. Teens are divided into six Class Action legal teams to prepare and present hypothetical civil cases in which someone has been harmed as a result of underage drinking.	
Jackson County Community Services Coalition	
Number of youth served	7,230
Number of parents served	0
Number of caregivers served	0
Numbers pertain to the 12 months ending	01/31/2012
Program has been evaluated	No
Evaluation report is available	No
URL for evaluation report	Not applicable
URL for more program information	Not applicable
Program description: The goals of Project Northland are to delay the age when young people begin drinking, reduce alcohol use among young people who have already tried drinking, and limit the number of alcohol-related problems among young people. Alcohol is the focus of the Project Northland program because it is the substance of choice of American teenagers and inflicts the most harm during this age period. The programs of Project Northland provide state-of-the-art prevention materials for 6th grade (Slick Tracy), 7th grade (Amazing Alternatives), and 8th grade (Powerlines). These programs invite participation and experiential learning at home and in the classroom. Project Northland has been shown to be effective in delaying and reducing alcohol use among young adolescents in the largest and most rigorous alcohol use prevention trial ever funded by the National Institute on Alcohol Abuse and Alcoholism (NIAAA). Furthermore, among those students who had not begun using alcohol by the beginning of 6th grade, reports of cigarette use and marijuana use were lower in those who participated in the Project Northland prevention programs.	
Pine Belt Mental Healthcare Resources	
Number of youth served	5,015
Number of parents served	0
Number of caregivers served	0
Numbers pertain to the 12 months ending	12/31/2012
Program has been evaluated	No
Evaluation report is available	No
URL for evaluation report	Not applicable
URL for more program information	Not applicable
Program description: Pine Belt Mental Healthcare Resources is a regional mental health center in Region XII, in the state of Mississippi, covering a nine-county area. Prevention is provided primarily by the prevention specialist and prevention coordinator. Evidence-based curricula are implemented in local schools, representation is provided at local and state events, and speakers are provided at speaking engagements. The primary goals of the prevention program are to significantly prevent the use, experimentation with, or continued use of alcohol, tobacco, and drugs and to decrease the problems associated with abuse of these substances. The prevention program involves services and a curriculum that focus on at-risk individuals prior to harmful involvement with alcohol, tobacco, and drugs. A part of our prevention program and funding, SPF SIG, focuses specifically on underage drinking and covers two counties within our service area.	
Community Counseling Services: Project Northland Class Action	
Number of youth served	414
Number of parents served	50
Number of caregivers served	0
Numbers pertain to the 12 months ending	01/01/2012
Program has been evaluated	Yes
Evaluation report is available	No
URL for evaluation report	Not applicable
URL for more program information	Not applicable

Program description: Class Action is an evidence-based curriculum emphasizing the social and legal consequences of underage drinking. Students are grouped into law firms and are assigned one of six cases created by Class Action. The students are responsible for representing the clients in their cases who have filed civil law suits because of personal injury or property damage that occurred as a result of consumption of alcohol by teenagers. Students conduct research related to their case and formulate arguments on behalf of their clients, just as actual attorneys would do. In a setting similar to that of official courtroom proceedings, students present their cases to their classmates, who act as the jury.

Warren Yazoo Mental Health Services Gateway Make a Promise (MAP) Coalition

Number of youth served	16,666
Number of parents served	125
Number of caregivers served	0
Numbers pertain to the 12 months ending	02/24/2012
Program has been evaluated	Yes
Evaluation report is available	No
URL for evaluation report	Not applicable
URL for more program information	Not applicable

Program description: This program focuses on underage drinking via coalition and community planning to implement evidence- and research-based individual and environmental strategies to decrease underage drinking in Yazoo County, Mississippi.

Mississippi Underage Drinking Prevention Coalition of Hinds County (MUDPC-HC)

Number of youth served	7,230
Number of parents served	0
Number of caregivers served	0
Numbers pertain to the 12 months ending	12/30/2011
Program has been evaluated	Yes
Evaluation report is available	No
URL for evaluation report	Not applicable
URL for more program information	Not applicable

Program description: MUDPC-HC is a collaboration between three freestanding prevention programs: Jackson State University's Metro Jackson Community Prevention Coalition, the Interdisciplinary Alcohol and Other Drug Studies Center, and Alcohol Services Center, Inc. The goals are to reduce alcohol usage and related consequences, including alcohol-related motor vehicle crashes, binge drinking, and drinking and driving, among youth between the ages of 11 and 21 in Hinds County, Mississippi. While implementing the coalition's goals, the following activities are being conducted:

1. Develop a community strategic plan that includes a comprehensive needs and resource assessment for Hinds County.
2. Identify and implement appropriate evidence-based programs.
3. Provide timely evaluation data to the evaluator.
4. Participate in state-sponsored meetings, trainings, and technical assistance events and efforts.
5. Work collaboratively with other coalitions, key community stakeholders, partners, and others to prevent underage alcohol consumption.

Alcohol Beverage Control Bureau of Enforcement

Number of youth served	No data
Number of parents served	No data
Number of caregivers served	No data
Numbers pertain to the 12 months ending	No data
Program has been evaluated	No
Evaluation report is available	No data
URL for evaluation report	Not applicable
URL for more program information	Not applicable

Program description: Staff of the Bureau of Enforcement meet with parent organizations to provide education about the prevalence and consequences of underage drinking and to increase their awareness of current and pending laws related to underage drinking.

Underage Drinking Prevention Programs Operated or Funded by the State: Programs Related to Underage Drinking

MS Department of Public Safety (DPS) - Recipients of Enforcing Underage Drinking Laws (EUDL) grant funding

URL for more program information http://www.dps.state.ms.us

Program description: Part of the charge of the DPS is to administer EUDL funds provided by the Office of Juvenile Justice and Delinquency Prevention (OJJDP). These funds are provided to enforcement agencies and community-based agencies for the purpose of targeting underage drinking.

Prevention Programs funded by the Department of Mental Health via a Substance Abuse Prevention and Treatment Block Grant

URL for more program information http://www.dmh.state.ms.us

Program description: Thirty community-based organizations are funded around the state to implement prevention services related to alcohol, tobacco, and drug use and abuse. Each program must submit a work plan that targets underage drinking to be eligible for funding.

Additional Information Related to Underage Drinking Prevention Programs

State collaborates with federally recognized Tribal governments in the prevention of underage drinking Yes

Program description: The Mississippi Department of Mental Health (DMH) Bureau of Alcohol and Drug Abuse provides funds to the Mississippi Band of Choctaw Indians in the form of two grants: SPF SIG funds and funds provided by a SAMHSA Substance Abuse Prevention and Treatment (SAPT) Block Grant. SPF SIG directly targets underage drinking using evidence-based programs. The grant allocated by DMH using SAPT Block Grant funds requires that at least one work plan (initiative) target underage drinking. Additionally, a staff member of Choctaw Behavioral Health serves as a member of the Advisory Council for DMH's Bureau of Alcohol and Drug Abuse.

State has programs to measure and/or reduce youth exposure to alcohol advertising and marketing No

Program description: Not applicable

State has adopted or developed best practice standards for underage drinking prevention programs Yes

Best practice standards description: Programs must use programs that are evidence based as determined by either the National Registry of Evidence-Based Programs and Practices (NREPP) or a peer-reviewed journal.

Additional Clarification

None given

State Interagency Collaboration

A state-level interagency governmental body/committee exists to coordinate or address underage drinking prevention activities Yes

Committee contact information:

Name: Chuck Oliphant
E-mail: chuck.oliphant@dmh.state.ms.us
Address: 1101 Robert E. Lee Building, Jackson, MS 39201
Phone: 601-359-6227

Agencies/organizations represented on the committee:

Department of Mental Health
Department of Education
Department of Public Safety
Attorney General's Office
Rankin County Youth Court
DREAM of Hattiesburg
DREAM, Inc.
Mississippi National Guard

Department of Health Jackson State University Drug Enforcement Agency Region 6 Community Mental Health Center Center for Applied Prevention Technology SAMHSA Center for Substance Abuse Prevention	
A website or other public source exists to describe committee activities	Yes
URL or other means of access	http://www.mpn.ms

Underage Drinking Reports	
State has prepared a plan for preventing underage drinking in the last 3 years	Yes
Prepared by	Mississippi Department of Mental Health, Bureau of Alcohol and Drug Abuse
Plan can be accessed via	http://www.mpn.ms
State has prepared a report on preventing underage drinking in the last 3 years	Yes
Prepared by:	Mississippi Department of Mental Health Bureau of Alcohol and Drug Abuse
Report can be accessed via:	http://www.snapshots.ms.gov
Additional Clarification	
None given	

State Expenditures for the Prevention of Underage Drinking	
Compliance checks/decoy operations in retail outlets:	
Estimate of state funds expended	Data not available
Estimate based on the 12 months ending	Data not available
Checkpoints and saturation patrols:	
Estimate of state funds expended	Data not available
Estimate based on the 12 months ending	Data not available
Community-based programs to prevent underage drinking:	
Estimate of state funds expended	No data
Estimate based on the 12 months ending	No data
K–12 school-based programs to prevent underage drinking:	
Estimate of state funds expended	No data
Estimate based on the 12 months ending	No data
Programs targeted to institutes of higher learning:	
Estimate of state funds expended	No data
Estimate based on the 12 months ending	No data
Programs that target youth in the juvenile justice system:	
Estimate of state funds expended	No data
Estimate based on the 12 months ending	No data
Programs that target youth in the child welfare system:	
Estimate of state funds expended	No data
Estimate based on the 12 months ending	No data
Other programs:	
Programs or strategies included: Mississippi does not receive state funds for prevention	
Estimate of state funds expended	No data
Estimate based on the 12 months ending	No data

Funds Dedicated to Underage Drinking	
State derives funds dedicated to underage drinking from the following revenue streams:	
Taxes	No data
Fines	No data
Fees	No data
Other	No data
Description of funding streams and how they are used:	
No data	
Additional Clarification	
None given	

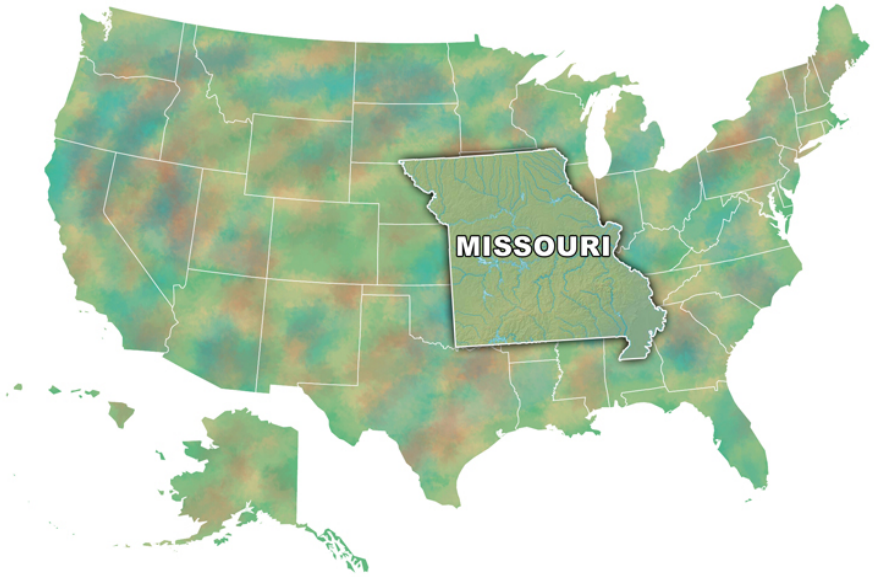

Missouri

State Profile and Underage Drinking Facts*

State Population: 6,010,688
Population Ages 12–20: 718,000

	Percentage	Number
Ages 12–20		
Past-Month Alcohol Use	23.7	170,000
Past-Month Binge Alcohol Use	15.5	111,000
Ages 12–14		
Past-Month Alcohol Use	4.9	11,000
Past-Month Binge Alcohol Use	2.6	6,000
Ages 15–17		
Past-Month Alcohol Use	23.5	58,000
Past-Month Binge Alcohol Use	15.8	39,000
Ages 18–20		
Past-Month Alcohol Use	42.2	101,000
Past-Month Binge Alcohol Use	27.6	66,000
Alcohol-Attributable Deaths (under 21)		118
Years of Potential Life Lost (under 21)		7,089
	Percentage of All Traffic Fatalities	**Number**
Traffic Fatalities, 15- to 20-Year-Old Drivers with BAC > 0.01	26.0	32

* See Appendix C for data sources.

Laws Addressing Minors in Possession of Alcohol

Underage Possession of Alcohol

Possession is prohibited—no explicit exceptions noted in the law.

Underage Consumption of Alcohol

Consumption is not explicitly prohibited.

Internal Possession by Minors

Internal possession is prohibited—no explicit exceptions noted in the law.

Underage Purchase of Alcohol

Purchase is prohibited, but youth may purchase for law enforcement purposes.

False Identification for Obtaining Alcohol

Provision(s) Targeting Minors

- Use of a false ID to obtain alcohol is a criminal offense.
- Penalty may include driver's license suspension through a judicial procedure.

Provision(s) Targeting Suppliers

- It is a criminal offense to lend, transfer, or sell a false ID.
- It is a criminal offense to manufacture or distribute a false ID.

Provisions Targeting Retailers

- Licenses for drivers under age 21 are easily distinguishable from those for drivers ages 21 and older.
- Specific affirmative defense—the retailer inspected the false ID and came to a reasonable conclusion based on its appearance that it was valid.

Laws Targeting Underage Drinking and Driving

BAC Limits: Youth (Underage Operators of Noncommercial Motor Vehicles)

- BAC limit: 0.02
- BAC level at or above the limit is per se (conclusive) evidence of a violation
- Applies to drivers under age 21

Loss of Driving Privileges for Alcohol Violations by Minors ("Use/Lose Laws")

Use/lose penalties apply to minors under age 21.

Type(s) of Violation Leading to Driver's License Suspension, Revocation, or Denial

- Underage purchase
- Underage possession

Authority To Impose Driver's License Sanction

- Mandatory

Length of Suspension/Revocation

- 30 days

Note: Although Missouri does not authorize a use/lose penalty for all underage consumption, it does impose the mandatory license sanction on an underage person who "has a detectable blood alcohol content of more than two-hundredths of one percent or more by weight of alcohol in such person's blood" (Mo. Rev. Stat. §§ 311.325(1), 577.500(2)).

Graduated Driver's License

Learner Stage

- Minimum entry age: 15
- Minimum learner stage period: 6 months
- Minimum supervised driving requirement: 40 hours—10 of which must be at night

Intermediate Stage

- Minimum age: 16
- Unsupervised night driving
  - Prohibited after: 1 a.m.
  - Primary enforcement of the night-driving rule
- Passenger restrictions exist: First 6 months, no more than one unrelated passenger under 19. After 6 months, no more than three unrelated passengers under 19.
  - Primary enforcement of the passenger-restriction rule

License Stage

- Minimum age to lift restrictions: 17 years, 11 months

Laws Targeting Alcohol Suppliers

Furnishing Alcohol to Minors

Furnishing is prohibited with the following exception(s):

- Parent/guardian

Compliance Check Protocols

Age of Decoy

- Minimum: 18
- Maximum: 19

Appearance Requirements

- Youthful appearance
- No headgear obstructing face or hairline
- Male: No facial hair or receding hairline
- Female: No excessive makeup or jewelry

ID Possession

- Required

Verbal Exaggeration of Age

- Prohibited

Decoy Training

- Mandated

Penalty Guidelines for Sales to Minors

Time period/conditions: No guidelines provided

Responsible Beverage Service

No beverage service training requirement

Minimum Ages for Off-Premises Sellers

- Beer: 18
- Wine: 18
- Spirits: 18

Condition(s) That Must Be Met in order for an Underage Person To Sell Alcoholic Beverages

- Manager/supervisor is present.

Minimum Ages for On-Premises Sellers

- Beer: 18 for servers and 21 for bartenders
- Wine: 18 for servers and 21 for bartenders
- Spirits: 18 for servers and 21 for bartenders

Distance Limitations for New Alcohol Outlets Near Universities and Schools

Colleges and Universities

No distance limitation

Primary and Secondary Schools

Prohibitions against outlet siting:

- Off-premises outlets: Yes—within 100 feet. Local government has authority to override state restrictions.
- On-premises outlets: Yes—within 100 feet. Local government has authority to override state restrictions.
- Alcohol products: Beer, wine, spirits

Note: Exceptions are a church, school, civic, service, fraternal, veteran, political, or charitable club or organization that has obtained an exemption from the payment of federal taxes.

Dram Shop Liability

Statutory liability exists subject to the following conditions:

- Limitations on who may sue: Retailers that furnish alcohol for off-premises consumption exempt.
- Limitations on elements/standards of proof: Clear and convincing evidence required to show that retailer knew or should have known underage status.

Social Host Liability Laws

There is no statutory liability.

Host Party Laws

Social host law is not specifically limited to underage drinking parties.

- Action by underage guest that triggers violation: Possession, consumption
- Property type(s) covered by liability law: Residence, outdoor, other
- Standard for hosts' knowledge or action regarding the party: Knowledge—host must have actual knowledge of the occurrence.
- Preventive action by the host negates the violation.
- Exception(s): Family

Retailer Interstate Shipments of Alcohol

Prohibition against retailer interstate shipments:

- Beer: Prohibited
- Wine: Uncertain
- Spirits: Prohibited

Note: A holder of a retailer alcoholic beverage license in a state that affords Missouri licensees an equal reciprocal shipping privilege may ship, for personal use and not for resale, no more than two cases of wine (no more than 9 liters each case) per year to any adult resident of the state. Delivery of a shipment pursuant to this section shall not be deemed to constitute a sale in this state.

Direct Sales/Shipments of Alcohol by Producers

Direct sales/shipments from producers to consumers are permitted for wine with the following restrictions:

Age Verification Requirements

- Common carrier must verify age of recipient.

State Approval/Permit Requirements

- Producer/shipper must obtain state permit.
- State must approve common carrier.

Reporting Requirements

- Common carrier must record/report purchaser's name.

Shipping Label Statement Requirements

- Contains alcohol
- Recipient must be 21
- Keg definition: 4 gallons or more
- Purchaser information collected:
  - Purchaser's name, address, and date of birth
  - Verified by a government-issued ID
- Warning information to purchaser: Active—purchaser action required (e.g., signature)
- Deposit required: $50
- Provisions specifically address disposable kegs.

Keg Registration

- Keg definition: 4 or more gallons
- Purchaser information collected:
  - Purchaser's name and address
  - Verified by a government-issued ID
- Warning information to purchaser: Active—purchaser action required (e.g., signature)
- Deposit: $50
- Provisions specifically address disposable kegs.

Note: Although Missouri does not require a retailer to record the number of a keg purchaser's ID, it does require the retailer to record the form of identification presented by the purchaser, as well as the purchaser's name, address, and date of birth.

Alcohol Pricing Policies

Home Delivery

- Beer: No law
- Wine: No law
- Spirits: No law

Alcohol Tax

- Beer (5 percent alcohol): Specific excise tax is $0.06 per gallon.
- Wine (12 percent alcohol): Specific excise tax is $0.42 per gallon.
- Spirits (40 percent alcohol): Specific excise tax is $2.00 per gallon.

Drink Specials

No law

Wholesale Pricing

Pricing restrictions exist.

Beer (5 percent alcohol)

- Volume discounts: Restricted—a quantity discount may be granted only for quantities of two or more. Such discounts may be graduated but may not exceed 1 percent.
- Minimum markup/Maximum discount: Yes—1 percent for time of payment; no sales below cost.
- Price posting requirements: Post and hold—1 month minimum
- Retailer credit: Restricted—30 days maximum

Wine (12 percent alcohol)

- Volume discounts: Restricted—a quantity discount may be granted only for quantities of two or more. Such discounts may be graduated but may not exceed 1 percent.
- Minimum markup/Maximum discount: Yes—1 percent for time of payment; no sales below cost.
- Price posting requirements: Post and hold—1 month minimum
- Retailer credit: Restricted—30 days maximum

Spirits (40 percent alcohol)

- Volume discounts: Restricted—a quantity discount may be granted only for quantities of two or more. Such discounts may be graduated but may not exceed 1 percent.
- Minimum markup/Maximum discount: Yes—1 percent for time of payment; no sales below cost.
- Price posting requirements: Post and hold—1 month minimum
- Retailer credit: Restricted—30 days maximum

Missouri State Survey Responses

State Agency Information	
Agency with primary responsibility for enforcing underage drinking laws:	
Missouri Department of Public Safety	
Methods by which local and state enforcement agencies coordinate their efforts to enforce laws prohibiting underage drinking:	
The Enforcing Underage Drinking Laws (EUDL) grant in Missouri funds a State Alcohol and Tobacco Control Special Agent position. The person who holds this position is responsible for training EUDL and Division of Highway Safety subgrantees as requested. The special agent provides training at the EUDL Compliance Seminar, collects and reviews compliance check reports from the subgrantees, and refers for state administrative action if warranted. This position also provides training to retail merchants on the proper service of alcoholic beverages, and participates in local and statewide initiatives.	
Enforcement Strategies	
State law enforcement agencies use:	
Cops in Shops	No
Shoulder Tap Operations	No
Party Patrol Operations or Programs	No
Underage Alcohol–Related Fatality Investigations	Yes
Local law enforcement agencies use:	
Cops in Shops	Yes
Shoulder Tap Operations	No
Party Patrol Operations or Programs	Yes
Underage Alcohol–Related Fatality Investigations	No
State has a program to investigate and enforce direct sales/shipment laws	Yes
Primary state agency responsible for enforcing laws addressing direct sales/shipments of alcohol to minors	Department of Public Safety, Division of Alcohol and Tobacco Control
Such laws are also enforced by local law enforcement agencies	No
Enforcement Statistics	
State collects data on the number of minors found in possession	Yes
Number of minors found in possession by state law enforcement agencies	11,247
Number pertains to the 12 months ending	06/30/2011
Data include arrests/citations issued by local law enforcement agencies	Yes
State conducts underage compliance checks/decoy operations[2] to determine if alcohol retailers are complying with laws prohibiting sales to minors	No
Data are collected on these activities	No
Number of licensees checked for compliance by state agencies	Data not collected
Number of licensees that failed state compliance checks	Data not collected
Numbers pertain to the 12 months ending	Data not collected
Local agencies conduct underage compliance checks/decoy operations to determine if alcohol retailers are complying with laws prohibiting sales to minors	Yes
Data are collected on these activities	No
Number of licensees checked for compliance by local agencies	No data
Number of licensees that failed local compliance checks	278
Numbers pertain to the 12 months ending	06/30/2011
Sanctions	
State collects data on fines imposed on retail establishments that furnish minors	Yes
Number of fines imposed by the state[3]	245
Total amount in fines across all licensees	$64,400
Numbers pertain to the 12 months ending	06/30/2011

State collects data on license suspensions imposed on retail establishments specifically for furnishing minors	Yes
Number of suspensions imposed by the state[4]	32
Total days of suspensions across all licensees	72
Numbers pertain to the 12 months ending	06/30/2011
State collects data on license revocations imposed on retail establishments specifically for furnishing minors	Yes
Number of license revocations imposed[5]	0
Numbers pertain to the 12 months ending	06/30/2011

Additional Clarification

Compliance checks are not tracked for the entire state. The figure (278) given for number of licensees that failed local compliance checks represents the number of violations the Division of Alcohol and Tobacco Control processed for Sales to a Minor during the year that ended June 30, 2011.

[1] Or having consumed or purchased per state statutes.
[2] Underage compliance checks/decoy operations to determine whether alcohol retailers are complying with laws prohibiting sales to minors.
[3] Does not include fines imposed by local agencies.
[4] Does not include suspensions imposed by local agencies.
[5] Does not include revocations imposed by local agencies.

Underage Drinking Prevention Programs Operated or Funded by the State: Programs SPECIFIC TO Underage Drinking

Partners in Prevention (PIP)	
Number of youth served	122,000
Number of parents served	30,000
Number of caregivers served	400
Numbers pertain to the 12 months ending	06/30/2011 Yes
Program has been evaluated	Yes
Evaluation report is available	Upon request
URL for evaluation report:	http://pip.missouri.edu
URL for more program information:	

Program description: PIP is an established statewide substance abuse prevention coalition of Missouri universities implementing evidence-based strategies to reduce binge and underage drinking among students at participating institutions of higher education. The coalition began as a consortium of 13 public universities, and, in 2009-2010, expanded to include 7 additional private institutions. Since 2001, PIP has effectively reduced binge drinking and underage drinking behavior on campuses throughout the state and has been nationally recognized for its efforts.

Missouri's Youth Adult Alliance (MYAA)	
Number of youth served	963
Number of parents served	226
Number of caregivers served	No data
Numbers pertain to the 12 months ending	06/30/2011
Program has been evaluated	Yes
Evaluation report is available	Yes
URL for report:	Upon request
URL for more program information:	http://www.myaa.org

Program description: MYAA is a statewide coalition that assists local community efforts in addressing underage drinking. Its mission is to encourage advocates to reduce youth access to alcohol by implementing environmental and social change in their communities. Membership in MYAA consists of other agencies as well as other adults and youth interested in reducing underage drinking.

Underage Drinking Prevention Programs Operated or Funded by the State: Programs RELATED TO Underage Drinking
Missouri School-Based Substance Abuse Prevention Intervention and Resources Initiative (SPIRIT) URL for more program information: http://dmh.mo.gov/ada/progs/SPIRIT.htm
Program description: In 2002, the Missouri Department of Mental Health (DMH) Division of Alcohol and Drug Abuse (ADA) launched SPIRIT. This project proposes to delay the onset and decrease the use of substances, improve overall school performance, and reduce incidents of violence. To achieve these goals, prevention agencies are paired with participating school districts to provide technical assistance in implementing evidence-based substance abuse prevention programming and referral and assessment services as needed. The project offers a variety of evidence-based prevention programs selected by the districts.
Regional Support Center (RSC) Network and Community Coalitions URL for more program information: http://dmh.mo.gov/ada/progs/prevention.htm
Program description: RSCs are the primary sources of technical assistance support for community coalitions. The goal of the RSC is to facilitate development of teams capable of making changes in substance use patterns in their communities. Each RSC has a prevention specialist who works directly with the teams in his or her area and assists with the development of teams and task forces in communities that desire them. Community coalitions comprise a network of volunteer community teams that focus solely on alcohol, tobacco, and drug issues as a part of a broad mission and/or array of services. Organization and development of community coalitions were initiated in 1987. Each coalition is composed of community volunteers from the area served. Coalitions receive technical assistance and training from the RSC on a variety of topics related to organization, development, and implementation of prevention strategies. The RSC and community coalitions implement various evidence-based strategies and programs.
Direct Prevention Services for High-Risk Youth URL for more program information: http://dmh.mo.gov/ada/progs/DirectPreventionProviders.htm
Program description: No data
St. Louis Arc Fetal Alcohol Syndrome Prevention Project URL for more program information: http://www.slarc.org
Program description: No data
Drug Abuse Resistance Education (DARE) Officer Training (through the Missouri Police Chiefs Association) URL for more program information: http://www.mopca.com
Program description: No data
State of Missouri Alcohol Responsibility Training (SMART) Program URL for more program information: http://wellness.missouri.edu/SMART
Program description: No data
CHEERS to the Designated Driver Program URL for more program information: http://wellness.missouri.edu/CHEERS
Program description: No data
Team Spirit Program URL for more program information: http://www.saveMOlives.com
Program description: No data
Doc-u-Dramas URL for more program information: http://www.saveMOlives.com
Program description: No data
Never Say Never Media Campaign URL for more program information: http://www.saveMOlives.com
Program description: No data

Statewide Training and Resource Center (ACT Missouri)
URL for more program information: dmh.mo.gov/ada/progs/StatewideTrainingandResourceCenter.htm
Program description: No data
Underage Drinking law enforcement training
URL for more program information: Not applicable
Program description: No data

Additional Information Related to Underage Drinking Prevention Programs	
State collaborates with federally recognized Tribal governments in the prevention of underage drinking	No recognized Tribes
Program description	Not applicable
State has programs to measure and/or reduce youth exposure to alcohol advertising and marketing	Yes
Program description: Missouri has many coalitions around the state that provide workshops and activities addressing youth exposure to alcohol advertising and marketing.	
State has adopted or developed best practice standards for underage drinking prevention programs	Yes

Best practice standards description: ADA requires providers to use evidence-based programs and environmental strategies. The SAMHSA publication, *Identifying and Selecting Evidence-Based Interventions for Substance Abuse Prevention*, serves as a guide, which provides the following definition for evidence-based programs:

- Inclusion in a federal list or registry of evidence-based interventions.
- Being reported (with positive effects) in a peer-reviewed journal.
- Documentation of effectiveness based on the following guidelines:
  - Guideline 1: The intervention is based on a theory of change that is documented in a clear logic or conceptual model.
  - Guideline 2: The intervention is similar in content and structure to interventions that appear in registries and/or the peer-reviewed literature.
  - Guideline 3: The intervention is supported by documentation that it has been effectively implemented in the past, and multiple times, in a manner attentive to *Identifying and Selecting Evidence-Based Interventions* scientific standards of evidence and with results that show a consistent pattern of credible and positive effects.
  - Guideline 4: The intervention is reviewed and deemed appropriate by a panel of informed prevention experts that includes well-qualified prevention researchers who are experienced in evaluating prevention interventions similar to those under review, local prevention practitioners, and key community leaders as appropriate (e.g., officials from law enforcement and education sectors or elders within indigenous cultures).

Missouri uses the Strategic Prevention Framework model to implement the four guidelines. The process includes:

- Assessment of the community's needs and readiness.
- Capacity building to mobilize and address the needs of the community.
- Development of a prevention plan to identify the activities, programs, and strategies necessary to address the needs.
- Implementation of the prevention plan.
- Evaluation of the results to achieve sustainability and cultural competence.

Missouri identifies appropriate strategies based on validated research, empirical evidence of effectiveness, and the use of local, state, and federal key community prevention leaders such as National Prevention Network, Southwest Regional Expert Team, and SAMHSA's Center for Substance Abuse Prevention.

Additional Clarification
None given

State Interagency Collaboration	
A state-level interagency governmental body/committee exists to coordinate or address underage drinking prevention activities	Yes
Committee contact information: Name: Alicia Ozenberger, Deputy Director, ACT Missouri E-mail: aozenberger@actmissouri.org Address: 428 E. Capitol, Second Floor, Jefferson City, MO 65101 Phone: 573-635-6669	
Agencies/organizations represented on the committee: Division of Alcohol and Drug Abuse Division of Alcohol and Tobacco Control, Department of Public Safety Department of Health and Senior Services Division of Highway Safety Partners in Prevention Preferred Family Healthcare Pathways Community Behavioral Healthcare National Council on Alcoholism and Drug Abuse First Call Community Partnership of the Ozarks Southeast Missouri State University Family Counseling Center of Missouri Prevention Consultants of Missouri Tri-County Mental Health Services Family Counseling Center, Inc.	
A website or other public source exists to describe committee activities	Yes
URL or other means of access	http://www.myaa.org

Underage Drinking Reports	
State has prepared a plan for preventing underage drinking in the last 3 years	Yes
Prepared by:	Missouri Division of Alcohol and Drug Abuse, with guidance from the State Advisory Council on Alcohol and Drug Abuse
Plan can be accessed via:	http://dmh.mo.gov/docs/ada/Progs/Prevention/StrategicPlanforPrevention2010.pdf
State has prepared a report on preventing underage drinking in the last 3 years	Yes
Prepared by:	Missouri Institute of Mental Health, evaluation staff of the Strategic Prevention Framework State Incentive Grant (SPF SIG)
Plan can be accessed via:	Available upon request

Additional Clarification
Underage drinking is one of the priorities in Missouri's Strategic Plan for Prevention. Missouri's SPF SIG grant ended in September 2010, and a final report was developed acknowledging activities, outcomes, and lessons learned. The priority under that grant was to reduce risky drinking (binge and underage) in 12- to 25-year-olds.

State Expenditures for the Prevention of Underage Drinking	
Compliance checks/decoy operations in retail outlets:	
Estimate of state funds expended	$0
Estimate based on the 12 months ending	06/30/2011

Checkpoints and saturation patrols:	
Estimate of state funds expended	$0
Estimate based on the 12 months ending	06/30/2011

Community-based programs to prevent underage drinking:	
Estimate of state funds expended	$591,342
Estimate based on the 12 months ending	06/30/2011
K–12 school-based programs to prevent underage drinking:	
Estimate of state funds expended	$0
Estimate based on the 12 months ending	06/30/2011
Programs targeted to institutes of higher learning:	
Estimate of state funds expended	$0
Estimate based on the 12 months ending	06/30/2011
Programs that target youth in the juvenile justice system:	
Estimate of state funds expended	$0
Estimate based on the 12 months ending	06/30/2011
Programs that target youth in the child welfare system:	
Estimate of state funds expended	$0
Estimate based on the 12 months ending	06/30/2011
Other programs:	
Programs or strategies included: Merchant Education and Training	
Estimate of state funds expended	$300,000
Estimate based on the 12 months ending	06/30/2011

Funds Dedicated to Underage Drinking	
State derives funds dedicated to underage drinking from the following revenue streams:	
Taxes	No
Fines	No
Fees	No
Other	No data
Description of funding streams and how they are used:	
No data	

Additional Clarification
None given

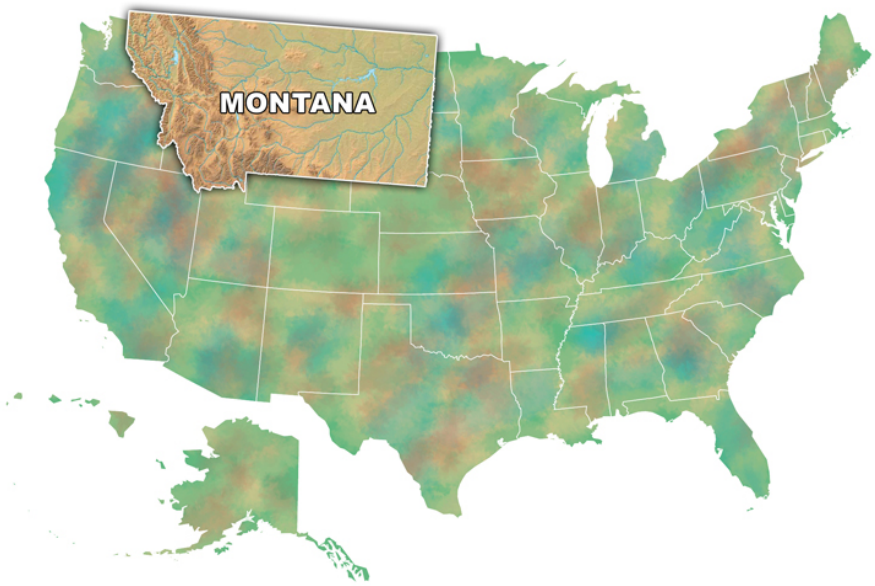

Montana

State Profile and Underage Drinking Facts*

State Population: 998,199
Population Ages 12–20: 117,000

	Percentage	Number
Ages 12–20		
Past-Month Alcohol Use	34.2	40,000
Past-Month Binge Alcohol Use	23.9	28,000
Ages 12–14		
Past-Month Alcohol Use	8.4	3,000
Past-Month Binge Alcohol Use	4.2	1,000
Ages 15–17		
Past-Month Alcohol Use	33.2	13,000
Past-Month Binge Alcohol Use	23.9	000
Ages 18–20		
Past-Month Alcohol Use	56.8	24,000
Past-Month Binge Alcohol Use	40.5	17,000
Alcohol-Attributable Deaths (under 21)		19
Years of Potential Life Lost (under 21)		1,136
	Percentage of All Traffic Fatalities	**Number**
Traffic Fatalities, 15- to 20-Year-Old Drivers with BAC > 0.01	34.0	14

* See Appendix C for data sources.

Laws Addressing Minors in Possession of Alcohol

Underage Possession of Alcohol

Possession is prohibited with the following exception(s):

- Parent/guardian

Note: The parental exception to Montana's possession and consumption statute applies only to alcohol supplied and consumed in a "nonintoxicating quantity." In Montana, "intoxicating quantity" is defined as a quantity "sufficient to produce a blood, breath, or urine alcohol concentration in excess of 0.05 or substantial or visible mental or physical impairment" (see Mont. Code Ann. §§ 16-6-305, 45-5-6240.

Underage Consumption of Alcohol

Consumption is prohibited with the following exception(s):

- Parent/guardian

Note: The parental exception to Montana's possession and consumption statute applies only to alcohol supplied and consumed in a "nonintoxicating quantity." In Montana, "intoxicating quantity" is defined as a quantity "sufficient to produce a blood, breath, or urine alcohol concentration in excess of 0.05 or substantial or visible mental or physical impairment" (see Mont. Code Ann. §§ 16-6-305, 45-5-624).

Internal Possession by Minors

Internal possession is not explicitly prohibited.

Underage Purchase of Alcohol

Purchase is prohibited and there is NO ALLOWANCE for youth purchase for law enforcement purposes.

False Identification for Obtaining Alcohol

Provision(s) Targeting Minors

- Use of a false ID to obtain alcohol is a criminal offense.
- Penalty may include driver's license suspension through a judicial procedure.

Provision(s) Targeting Suppliers

- It is a criminal offense to lend, transfer, or sell a false ID.
- It is a criminal offense to manufacture or distribute a false ID.

Provisions Targeting Retailers

- Specific affirmative defense—the retailer inspected the false ID and came to a reasonable conclusion based on its appearance that it was valid.

Laws Targeting Underage Drinking and Driving

BAC Limits: Youth (Underage Operators of Noncommercial Motor Vehicles)

- BAC limit: 0.02
- BAC level at or above the limit is per se (conclusive) evidence of a violation
- Applies to drivers under age 21

Loss of Driving Privileges for Alcohol Violations by Minors ("Use/Lose Laws")

Use/lose penalties apply to minors under age 18.

Type(s) of Violation Leading to Driver's License Suspension, Revocation, or Denial

- Underage possession
- Underage consumption

Authority To Impose Driver's License Sanction

- Mandatory

Length of Suspension/Revocation

- 30 days

Graduated Driver's License

Learner Stage

- Minimum entry age: 14 years, 6 months
- Minimum learner stage period: 6 months
- Minimum supervised driving requirement: 50 hours—10 of which must be at night

Intermediate Stage

- Minimum age: 15
- Unsupervised night driving
  - Prohibited after: 11 p.m.
  - Primary enforcement of the night-driving rule
- Passenger restrictions exist: For first 6 months, no more than one unrelated passenger under 18 unless supervised by a driver at least 18 years old. For second 6 months, no more than three unrelated passengers under 18 unless supervised by a driver at least 18 years old
  - Primary enforcement of the passenger-restriction rule

License Stage

- Minimum age to lift restrictions: 16

Laws Targeting Alcohol Suppliers

Furnishing Alcohol to Minors

Furnishing is prohibited with the following exception(s):

- Parent/guardian

Note: The parental exception applies to the provision of alcohol in a "nonintoxicating quantity." In Montana, "intoxicating quantity" is defined as a quantity "sufficient to produce a blood, breath, or urine alcohol concentration in excess of 0.05 or substantial or visible mental or physical impairment" (see Mont. Code Ann. § 16-6-305).

Compliance Check Protocols

No data

Penalty Guidelines for Sales to Minors

Time period/conditions: 3 years
First offense: $250 fine
Second offense: $1,000 fine
Third offense: $1,500 fine and 20-day license suspension
Fourth offense: License revocation

Note: Lists of aggravating and mitigating factors are provided.

Responsible Beverage Service

Mandatory Provisions

Mandatory Beverage Service Training for Managers, Servers

- Applies to both on-sale and off-sale establishments
- Applies to both new and existing outlets

Minimum Ages for Off-Premises Sellers

- Beer: 18
- Wine: 18
- Spirits: 18

Minimum Ages for On-Premises Sellers

- Beer: 18 for both servers and bartenders
- Wine: 18 for both servers and bartenders
- Spirits: 18 for both servers and bartenders

Distance Limitations for New Alcohol Outlets Near Universities and Schools

Colleges and Universities
No distance limitation

Primary and Secondary Schools
Prohibitions against outlet siting:

- Off-premises outlets: No
- On-premises outlets: Yes—within 600 feet
- Alcohol products: Beer, wine, spirits
- Exceptions: Commercially operated schools

Dram Shop Liability

Statutory liability exists subject to the following conditions:

- Limitations on damages: $250,000 noneconomic damages per person and $250,000 punitive damages per person

Social Host Liability Laws

Statutory liability exists subject to the following conditions:

- Limitations on damages: $250,000 noneconomic damages per person and $250,000 punitive damages per person

Host Party Laws

No state-imposed liability for hosting underage drinking parties

Retailer Interstate Shipments of Alcohol

Retailer interstate shipments are prohibited for all types of beverages.

Direct Sales/Shipments of Alcohol by Producers

Direct sales/shipments from producers to consumers are permitted for beer or wine with the following restrictions:

Age Verification Requirements: None

State Approval/Permit Requirements

- Producer/shipper must obtain state permit.

Reporting Requirements: None

Shipping Label Statement Requirements: None

Note: An out-of-state brewer or winery desiring to ship beer or wine to an individual in Montana shall register with the Montana Department of Revenue. An individual seeking to receive such a shipment for personal consumption must obtain a connoisseur's license. The licensee must forward to the out-of-state brewer or winery a distinctive address label, provided by the department, clearly identifying any package that is shipped as a legal direct-shipment package to the holder of a connoisseur's license.

Keg Registration

- Keg definition: Not less than 7 gallons
- Prohibited: Destroying the label on a keg—maximum fine/jail: $500/6 months
- Purchaser information collected:
  - Purchaser's name and address
  - Verified by a government-issued ID
- Warning information to purchaser: Passive—no purchaser action required
- Deposit: Not required
- Provisions do not specifically address disposable kegs.

Alcohol Pricing Policies

Home Delivery

- Beer: No law
- Wine: No law
- Spirits: No law

Alcohol Tax

- Beer (5 percent alcohol): Specific excise tax is $0.14 per gallon. Reported tax rate is the rate for brewers who produce more than 20,000 barrels of beer per year. Omitted are the tax rates for brewers who produce 20,000 barrels of beer or less per year.
- Wine (12 percent alcohol): Control state
- Spirits (40 percent alcohol): Control state

Drink Specials

No law

Wholesale Pricing

Pricing restrictions exist.

Beer (5 percent alcohol)

- Retailer credit: Restricted—7 days maximum

Wine (12 percent alcohol)

- Retailer credit: Restricted—7 days maximum

Spirits (40 percent alcohol)

- Control state

Montana State Survey Responses

State Agency Information	
Agency with primary responsibility for enforcing underage drinking laws:	
Local law enforcement	
Methods by which local and state enforcement agencies coordinate their efforts to enforce laws prohibiting underage drinking:	
No data	
Enforcement Strategies	
State law enforcement agencies use:	
Cops in Shops	No
Shoulder Tap Operations	No
Party Patrol Operations or Programs	No
Underage Alcohol–Related Fatality Investigations	No
Local law enforcement agencies use:	
Cops in Shops	Yes
Shoulder Tap Operations	Yes
Party Patrol Operations or Programs	Yes
Underage Alcohol–Related Fatality Investigations	Yes
State has a program to investigate and enforce direct sales/shipment laws	No
Primary state agency responsible for enforcing laws addressing direct sales/shipments of alcohol to minors	Not applicable
Such laws are also enforced by local law enforcement agencies	No data
Enforcement Statistics	
State collects data on the number of minors found in possession	Yes
Number of minors found in possession by state law enforcement agencies	2,146
Number pertains to the 12 months ending	12/31/2011
Data include arrests/citations issued by local law enforcement agencies	Yes
State conducts underage compliance checks/decoy operations[2] to determine if alcohol retailers are complying with laws prohibiting sales to minors	No
Data are collected on these activities	Data not collected
Number of licensees checked for compliance by state agencies	Data not collected
Number of licensees that failed state compliance checks	Data not collected
Numbers pertain to the 12 months ending	Data not collected
Local agencies conduct underage compliance checks/decoy operations to determine if alcohol retailers are complying with laws prohibiting sales to minors	Yes
Data are collected on these activities	Yes
Number of licensees checked for compliance by local agencies	568
Number of licensees that failed local compliance checks	144
Numbers pertain to the 12 months ending	12/31/2011
Sanctions	
State collects data on fines imposed on retail establishments that furnish minors	Yes
Number of fines imposed by the state[3]	213
Total amount in fines across all licensees	$80,783
Numbers pertain to the 12 months ending	03/31/2012
State collects data on license suspensions imposed on retail establishments specifically for furnishing minors	Yes
Number of suspensions imposed by the state[4]	No data
Total days of suspensions across all licensees	No data
Numbers pertain to the 12 months ending	No data
State collects data on license revocations imposed on retail establishments specifically for furnishing minors	Yes
Number of license revocations imposed[5]	No data
Numbers pertain to the 12 months ending	No data

Additional Clarification
None given

[1] Or having consumed or purchased per state statutes.
[2] Underage compliance checks/decoy operations to determine whether alcohol retailers are complying with laws prohibiting sales to minors.
[3] Does not include fines imposed by local agencies.
[4] Does not include suspensions imposed by local agencies.
[5] Does not include revocations imposed by local agencies.

Underage Drinking Prevention Programs Operated or Funded by the State: Programs SPECIFIC TO Underage Drinking	
Student Behavior Contracts	
Number of youth served	10
Number of parents served	36
Number of caregivers served	No data
Numbers pertain to the 12 months ending	06/30/2011
Program has been evaluated	Yes
Evaluation report is available	Yes
URL for evaluation report:	Aggregate data report is available
URL for more program information:	No data
Program description: Student Behavior Contracts - Block Grant and Strategic Prevention Framework (SPF): Youth pledge to be alcohol free. These numbers are reported in number of initiatives and "dosage" for the initiative. Actual number of students is not available.	
Media Literacy	
Number of youth served	10,256
Number of parents served	686
Number of caregivers served	No data
Numbers pertain to the 12 months ending	06/30/2011
Program has been evaluated	Yes
Evaluation report is available	Yes
URL for evaluation report:	Aggregate data report is available
URL for more program information:	No data
Program description: Media Literacy - Block Grant and SPF includes teaching youth and stakeholder groups about alcohol industry media campaigns and components, how to analyze advertisements, and how to construct effective countermedia campaigns.	
Alcohol, Tobacco, and Drug Education	
Number of youth served	2,569
Number of parents served	1,408
Number of caregivers served	No data
Numbers pertain to the 12 months ending	06/30/2011
Program has been evaluated	Yes
Evaluation report is available	No
URL for evaluation report: Aggregate data report available for number of participants at events/trainings; pre/post assessments of each event are available	
URL for more program information:	No data
Program description: Alcohol, Tobacco, and Drug Education - Block Grant Only: Presentations provide school-age youth (and adult stakeholders) with direct information on brain development and the dangers/consequences of underage drinking.	

Coalition Building	
Number of youth served	282
Number of parents served	5,920
Number of caregivers served	No data
Numbers pertain to the 12 months ending	06/30/2011
Program has been evaluated	Yes
Evaluation report is available	No
URL for evaluation report: Some aggregate data available on communities using the Communities That Care model	
URL for more program information:	No data
Program description: Coalition building via the Communities That Care model - Block Grant only	
Drug Free Activities	
Number of youth served	2,692
Number of parents served	1,414
Number of caregivers served	No response
Numbers pertain to the 12 months ending	06/30/2011
Program has been evaluated	Yes
Evaluation report is available	No
URL for evaluation report: Numbers of participants in events/activities	
URL for more program information:	No data
Program description: Drug Free Activities - Block Grant Only: Special events such as Red Ribbon Week, “alcohol free prom” prom pledges, etc.	
Merchant Education	
Number of youth served	8
Number of parents served	3,950
Number of caregivers served	No data
Numbers pertain to the 12 months ending	12/31/2011
Program has been evaluated	Yes
Evaluation report is available	Yes
URL for evaluation report: Aggregate data available upon request for number of events/participants	
URL for more program information:	No data
Program description: Merchant Education - Block Grant and SPF included reward and reminder; retail alcohol sales; and server training on local level in concert with Montana Department of Revenue. The 2011 Montana Legislature passed a bill on mandatory server training, subsequently increasing the number of people who serve or sell alcohol beverages trained. The Montana Department of Revenue, in concert with the Block Grant–funded Prevention Specialists, trained 16,322 adults above and beyond the parent number indicated in the state curriculum, “Let’s Control It.”	
Alcohol Policy Efforts	
Number of youth served	223,563
Number of parents served	112,154*
Number of caregivers served	No data
Numbers pertain to the 12 months ending	06/30/2011
Program has been evaluated	Yes
Evaluation report is available	Yes
URL for evaluation report: Montana Community Change Project (SPF) Final Report: http://www.bber.umt.edu/pubs/health/Evaluation_of_Implementation_and_Outcomes_Final.pdf	
URL for more program information:	No data

Program description: Alcohol Policy Efforts - Block Grant and SPF: A total of 25 alcohol abuse–related bills were introduced in Montana's 2011 Legislative Session, and 8 passed. In past sessions, alcohol-related bills introduced included many similar to those that were presented in 2011. In the 2009 session, all driving under the influence (DUI)–specific bills died in committee. Thus, the 2011 session saw unprecedented action on DUI laws. These changes are universal prevention efforts affecting the entire population.

* Number of family households based on 2010 Census data.

Substance Abuse Prevention Specialist Training (SAPST)

Number of youth served	0
Number of parents served	198
Number of caregivers served	No data
Numbers pertain to the 12 months ending	06/30/2011
Program has been evaluated	Yes
Evaluation report is available	No
URL for evaluation report: Participant pre/post tests can be accessed to measure increases in knowledge	
URL for more program information:	No data

Program description: SAPST Training - Block Grant only: Provided to community stakeholders, substance abuse prevention workers, etc.

Alcohol Compliance Checks

Number of youth served	0
Number of parents served	613
Number of caregivers served	No data
Numbers pertain to the 12 months ending	12/31/2011
Program has been evaluated	Yes
Evaluation report is available	No
URL for evaluation report:	Available upon request
URL for more program information:	No data

Program description: Block Grant and SPF resulted in 128 compliance checks. Enforcement of Underage Drinking Laws (EUDL) resulted in 485 compliance checks. These are contracted to a local provider, who then coordinates local compliance checks in concert with law enforcement and local DUI Task Forces. The total number of compliance checks conducted was 613.

Enforcement—not EUDL

Number of youth served	119*
Number of parents served	5,966*
Number of caregivers served	No data
Numbers pertain to the 12 months ending	06/30/2011
Program has been evaluated	Yes
Evaluation report is available	No
URL for evaluation report: Specific outcomes on activities under this program effort are available	
URL for more program information:	No data

Program description: Enforcement (not EUDL) is funded by Block Grant/SPF and includes: deterrence theory training (87 youth and 1,010 parents), Minor in Possession (MIP) enforcement activities, court watch, creating cross-jurisdictional law enforcement units, dedicating probation officers to youth, and implementing compliance checks (Social and Retail Availability numbers: 32 youth and 4,956 parents). The total MIPs for 2011 in Montana for youth under age 18 came to 2,146.

* Numbers combined for deterrence and social/retail availability.

Restrict Alcohol	
Number of youth served	19
Number of parents served	204
Number of caregivers served	No data
Numbers pertain to the 12 months ending	06/30/2011
Program has been evaluated	Yes
Evaluation report is available	No
URL for evaluation report: Individual communities have evaluated success and individual community reports are available.	
URL for more program information:	No data
Program description: Restrict Alcohol - Block Grant and SPF: Restriction of alcohol at special events and signage/product placement in retail establishments.	
Social Host Laws and Initiatives	
Number of youth served	5,445*
Number of parents served	9,056*
Number of caregivers served	No data
Numbers pertain to the 12 months ending	06/30/2011
Program has been evaluated	No
Evaluation report is available	Not applicable
URL for evaluation report: Three communities have passed social host laws, with a statewide bill pending in Montana's legislature	
URL for more program information:	No data
Program description: Social host laws and initiatives focus mostly on local social host ordinances, preliminary work for a statewide social host law being enacted. Three reservations and three nonreservation communities have already passed and adopted social host laws in Montana, for a total of six.	
* Same numbers working on the social host laws and initiatives as in 2010.	
Respect the Cage—Montana Department of Transportation	
Number of youth served	1,077
Number of parents served	No data
Number of caregivers served	No data
Numbers pertain to the 12 months ending	12/31/2011
Program has been evaluated	No
Evaluation report is available	Not applicable
URL for evaluation report:	http://www.respectthecage.com
URL for more program information:	No data

Program description: The "Respect the Cage" safety exhibit grew out of the 2008 successful video creation entitled "Room to Live." This video tells the story of two young Montana men who were involved in an alcohol-related rollover crash in 2007. The driver, who was wearing his seatbelt, walked away from the mangled car. His best friend and passenger, a married father of two who wasn't buckled up, died. (See the "Room to Live" video at http://www.mdt.mt.gov/mdt/room_to_live.shtml for more on this story.)

This exhibit is a comprehensive traveling educational and advocacy effort, and includes the following components:

- The crashed vehicle from "Room to Live."
- Two pickup trucks wrapped in "Respect the Cage – Buckle Up" graphics. The trucks pull trailers carrying the crashed vehicle and a rollover simulator.
- The "Room to Live" video, which plays inside the trailer.
- A rollover simulator: A compact pickup truck cab affixed to a two-axle low-profile trailer. Acceleration and braking control systems spin the cab to simulate a rollover vehicle crash, and a crash-test dummy gets ejected from the vehicle.

- "Fastest Belt in the West" buckle-up contest.
- Prizes and giveaways.

The exhibit primarily targets men ages 18 through 34. Montana statistics show that this group has a greater danger of being fatally injured in traffic crashes. The Respect the Cage theme borrows language and images from mixed martial arts fighting, which is currently popular among young men. To increase the appeal, the exhibit is staffed by college-age interns. Staffers report that younger people have been receptive to the message. The crew attended approximately 48 single-day and 8 multiday events this year; they had direct conversational contact with 22,840 people and an estimated indirect contact with over 56,667 people across Montana. Respect the Cage was involved in much smaller events this past year including more driver's education classes (1,077 students) and small county fairs in order to reach different and more rural populations in Montana.

DUI Task Forces—Montana Department of Transportation funded

Number of youth served	No data
Number of parents served	No data
Number of caregivers served	No data
Numbers pertain to the 12 months ending	12/31/2011
Program has been evaluated	No
Evaluation report is available	Not applicable
URL for evaluation report:	Not applicable

URL for more program information: http://www.mdt.mt.gov/safety/dui_taskforces.shtml

Program description: DUI task forces are multifaceted coalitions that invite participation from a cross-section of community representatives to maximize their reach and effectiveness. The task forces operate at the county level to reduce and prevent impaired driving, and they may engage in a variety of activities such as:

- Responsible alcohol sales and service training.
- Retail compliance checks.
- Party and kegger patrols.
- Overtime traffic patrols.
- Educational programs.
- Media advocacy.
- Public service announcements.
- Victims impact panels.
- Support for prosecution and adjudication of DUI cases.
- Designated driver programs.
- Safe ride home programs.

Estimating the number of youth served in this program is impossible. Thirty-four task forces representing 38 counties serve two thirds of Montana's most populated counties. These are community-based programs over which the Montana Department of Transportation (MDT) has no control. Annual reporting to the county commission is required by MCA 61-2-106 but is not required to be provided to the state.

Enforcing Underage Drinking Laws—Montana Board of Crime Control

Number of youth served	223,563
Number of parents served	112,154*
Number of caregivers served	No data
Numbers pertain to the 12 months ending	12/31/2011
Program has been evaluated	No
Evaluation report is available	Not applicable

URL for evaluation report: Not applicable

URL for more program information: No data

Program description: The EUDL program (federal funds of approximately $300,000) supported and enhanced efforts by the State of Montana and local jurisdictions to prohibit the sale of alcoholic beverages to minors and the purchase and consumption of alcoholic beverages by minors. The Montana EUDL grant funded compliance checks/decoy operations, checkpoints/saturation patrols, small media campaigns, and local community coalition work. Future EUDL funding is unknown. Universal data are collected but not by subcategory, so total number served is based on 2010 Census data.

* Number of Montana family households

ParentPower

Number of youth served	No data
Number of parents served	2,534
Number of caregivers served	No data
Numbers pertain to the 12 months ending	12/31/2011
Program has been evaluated	No
Evaluation report is available	Not applicable

URL for evaluation report: Not applicable

URL for more program information: http://www.parentpower.mt.gov

Program description: ParentPower is a collaborative effort by the Montana Interagency Coordinating Council (ICC) for State Prevention Programs to create and sustain a coordinated, comprehensive system of prevention services in Montana. ParentPower is an online parent toolbox for addressing underage drinking. We are only able to gather the number of visits to the website, and this is reported in the parents served line. Additionally, throughout 2011, two rounds of the Parentpower Public Service Announcements were run on the statewide cable network (Bresnan) and the largest radio network (Northern Broadcast), and some local TV and radio stations. The two rounds occurred during the spring (prom, graduation time), and just before the winter holidays and New Year. The purpose of the PSAs was to remind parents to talk to their youth about not engaging in underage drinking. Also, during 2011, Montana was fortunate to receive the opportunity to create a CSAP Video for Montana: Keep Talking.

Underage Drinking Prevention Programs Operated or Funded by the State: Programs RELATED TO Underage Drinking

Montana Department of Transportation-Funded Programs With Highway Traffic Safety Resources

URL for more program information: http://www.mdt.mt.gov/safety/impaired.shtml

Program description: The Department of Public Health and Human Services (DPHHS) MDT funded DPHHS Addictive and Mental Disorders Division/Chemical Dependency Bureau to implement PRIME for Life, an evidence-based program, as the curriculum for DUI offenders. The program is self-sustaining through the collection of workbook fees from DUI offenders (this pays for ongoing instructor trainings). Some MIP offender programs have adopted PRIME for Life as their curriculum.

DUI Task Forces: Many of Montana's DUI Task Forces sponsor responsible alcohol sales and service training within communities using "Let's Control It," a server training program designed by the Department of Revenue (DOR). This program trains those who sell/serve alcoholic beverages how to keep from overserving obviously intoxicated patrons, how to identify underage patrons, etc. Training of trainers is provided to a cohort of preventionists across Montana who reside in local communities.

DUI Task Forces, fiscal year (FFY) 2011–2012: MDT provided supplemental funding to many of Montana's DUI Task Forces to conduct a variety of projects. These include Cops In Shops, a Century Council program aimed at reducing underage purchases; extra law enforcement patrols; compliance checks of retail establishments (to determine whether the clerk/server will sell alcohol to a minor); Cops 'n Shops educational program; additional RASS (responsible alcohol service and sales) training; youth participants on the local task forces, which may incorporate a peer-to-peer education component; and a variety of other programs to reduce impaired driving and underage drinking.

DUI Courts: MDT funds DUI Court implementation in five courts that include Kalispell, Mineral County, Fort Peck Reservation, Yellowstone County, and 7th Judicial District (a five-county area in eastern

Montana). Several other treatment courts throughout the state address the underlying addiction associated with DUI offenders. Some of the court participants are under age 21.

Law Enforcement: MDT contracts with local, Tribal, and state law enforcement to conduct overtime traffic patrols via the Selective Traffic Enforcement Program (STEP). MDT also contracts with state, local, and Tribal law enforcement to purchase enforcement equipment to aid in the detection and apprehension of impaired drivers. This includes radars, in-car video cameras, and preliminary breath testers (PBTs).

Missoula City/County Health Department: MDT funds a half-time coordinator to increase the total number of counties with DUI task forces in the state and to continue promoting consistency and unity among existing DUI task forces. At present, there are 34 task forces representing 38 counties; the goal is to have a DUI Task Force in each of Montana's 56 counties.

Montana Highway Patrol (MHP): MDT partnered with MHP to provide Standard Field Sobriety Testing (SFST) training and Advanced Roadside Impaired Driving Enforcement (ARIDE) training to state, local and Tribal law enforcement. MDT provides funding to MHP to train state, local, and Tribal law enforcement officers to become certified Drug Recognition Experts (DREs). MHP deploys the Mobile Impaired Driving Assessment Center (MIDAC) to large community events where alcohol is prevalent such as fairs, rodeos, concerts, and university athletic events. MDT originally funded the purchase of the MIDAC and funds the MHP to provide a Strategic Traffic Enforcement Team (STET) known as "roving patrols" to supplement local law enforcement resources on high-crash corridors, at special events, and in other problem areas indicated by crash data.

Media: MDT contracts with media companies to develop educational messages for the public during National Labor Day Impaired Driving and May Mobilization Seatbelt Campaigns.

Traffic Safety Resource Prosecutor (TRSP): The TSRP is funded by MDT to provide training for law enforcement and prosecutors to enhance the consistent identification, arrest, prosecution, and sentencing of impaired drivers and underage drinkers.

Tribal Governments Safe On All Roads (SOAR): This traffic safety program aims to reduce impaired driving and riding with an impaired driver while increasing seatbelt and child safety seat usage. The program works through Tribal coordinators to provide messages that are culturally relevant for each Tribe.

Prevention Resource Center AmeriCorps VISTA (Volunteer in Service to America) Program and CSAP Fellow Program

URL for more program information: http://www.prevention.mt.gov

Program description: The VISTA Project connects Montana communities, the Interagency Coordinating Council for State Prevention Programs, and AmeriCorps volunteers throughout the State of Montana. It strives to keep Montana children, communities, and families strong and resilient against risks such as unintended and unhealthy pregnancies, child abuse and neglect, substance abuse, crime and violence, and high school dropouts. The VISTA Project works proactively to create and sustain conditions that reduce risk and promote the safety, personal responsibility, and well-being of all. There are VISTAs in many sites throughout the state. VISTAs serve for 1 year, full time, typically at a community-based organization, and work toward building capacity and sustainable programs to eradicate poverty. Sites affecting underage drinking include those at Boys and Girls Clubs, Big Brother/Big Sister programs, local prevention coalitions, and health departments.

CSAP Fellow Program: The Montana CSAP Fellow has worked on projects specific to Montana to include: developing strategies to involve youth in statewide prevention policy discussions, improving relationships and an understanding of cultural diversity with rural/frontier and Indian communities, conducting media advocacy training, assessing statewide data and conducting research on substance abuse prevention initiatives and strategies; and convening a committee to evaluate the current Montana MIP statute. The CSAP Fellow was instrumental in writing content, participating in, and distributing the Montana CSAP video: Keep Talking Montana: You Can Prevent Underage Drinking.

State of Montana National Guard Counter Drug Program
URL for more program information: No data

Program description: No data

Montana Tobacco Use Program
URL for more program information: http://tobaccofree.mt.gov

Program description: No data

Additional Information Related to Underage Drinking Prevention Programs

State collaborates with federally recognized Tribal governments in the prevention of underage drinking — Yes

Description of collaboration: Through Montana's Substance Abuse Prevention and Treatment (SAPT) Block Grants and the SPF SIG grants, collaboration occurs on the local level. Specific collaborations include:

- The Governor's Office on Indian Affairs Director is an active member of the state's Interagency Coordinating Council for State Prevention Programs. Her leadership has strengthened relationships, communication, and collaboration.
- Blackfeet Piikani Action Team following the completion of their grant as a SPF SIG contractor working on Tribal social host laws; responsible alcohol sales and server training (RASS) performed by Tribal members; merchant education policies; court watch; and a cross-jurisdictional law enforcement agreement signed by Tribal Council and Glacier County Sheriff's Department.
- Ft. Peck Reservation is part of the Alcohol District II SPF SIG grant, and the first alcohol compliance checks in 3 years have taken place and are continuing. Tribal agencies are working with nonprofit agencies to collect and track data in a more comprehensive fashion. A DUI Court Offender Treatment Program has been implemented on the Reservation, RASS training is provided by Tribal members, and DUI laws on the Reservation have been amended to make the third DUI in a lifetime a felony. And, 2011, Ft. Peck passed a reservationwide social host ordinance that took the cooperation of local, county and Tribal governments.
- Flathead Reservation was part of the Northwest Montana Community Change Project SPF SIG and has implemented stepped-up DUI patrols over major holidays as a cross-jurisdicional effort. RASS training has also been implemented.
- Following the completion of Montana's SPF, an information sharing and transfer of knowledge, strategies, and initiatives from contractors working on and/or near reservations was conducted with the newly establish SPF TIG grantee and their staff.
- The State Level Epidemiological Work Group for the State SPF has cross-representation with the Montana Wyoming Tribal Leaders Council SPF SIG. This work is enabling the transition of information and data from one grant to the other.

The State Level Strategic Prevention Enhancement (SPE) consortium has cross-representation from Montana Tribes to include both prevention and treatment providers, and the SPF SIG grant.

State has programs to measure and/or reduce youth exposure to alcohol advertising and marketing — No

Program description: Not applicable

State has adopted or developed best practice standards for underage drinking prevention programs — No

Best practice standards description: Not applicable

Additional Clarification

Montana is looking toward developing best practicies and promising approaches in the rural and frontier areas of the state that are culturally appropriate. Very few best practices are available to a rural and frontier state such as Montana. This work is anticipated to be ongoing.

State Interagency Collaboration	
A state-level interagency governmental body/committee exists to coordinate or address underage drinking prevention activities	Yes
Committee contact information: Name: Vicki Turner E-mail: vturner@mt.gov Address: PO Box 4210, Helena, MT 59604-4210 Phone: 406-444-3484	
Agencies/organizations represented on the committee: Department of Public Health and Human Safety Department of Corrections Department of Labor and Industry Department of Transportation Department of Revenue Department of Military Affairs Montana Board of Crime Control Montana Children's Trust Fund Montana Office of Public Instruction Governor's Office of Indian Affairs Montana Office of the Commissioner of Higher Education Two Governor-appointed community members	
A website or other public source exists to describe committee activities URL or other means of access: prevention.mt.gov/icc/index.php	Yes

Underage Drinking Reports	
State has prepared a plan for preventing underage drinking in the last 3 years	Yes
Prepared by: The Interagency Coordinating Council for State Prevention Programs Work Group and Prevention Resource Center staff Plan can be accessed via: http://prevention.mt.gov/icc/meetings/nov012011meeting/ICCWorkplandraft2011through2013.pdf	
State has prepared a report on preventing underage drinking in the last 3 years	Yes
Prepared by: The Interagency Coordinating Council for State Prevention Programs Work Group Plan can be accessed via: prevention.mt.gov/icc/meetings/nov012011meeting/ICCdraftagendaonOctober122011.pdf	

Additional Clarification

The Interagency Coordinating Council (ICC) for State Prevention Programs updates goals and benchmarks; see http://prc.mt.gov/icc/goals/index.php. The Council's work group has established new goals for 2020. Reporting of underage drinking is provided through updates and reports given via ICC meetings and media.

State Expenditures for the Prevention of Underage Drinking	
Compliance checks/decoy operations in retail outlets:	
Estimate of state funds expended	Data not available
Estimate based on the 12 months ending	Data not available
Checkpoints and saturation patrols:	
Estimate of state funds expended	No data
Estimate based on the 12 months ending	No data
Community-based programs to prevent underage drinking:	
Estimate of state funds expended	$0
Estimate based on the 12 months ending	12/31/2011

K–12 school-based programs to prevent underage drinking:	
Estimate of state funds expended	No data
Estimate based on the 12 months ending	No data
Programs targeted to institutes of higher learning:	
Estimate of state funds expended	No data
Estimate based on the 12 months ending	No data
Programs that target youth in the juvenile justice system:	
Estimate of state funds expended	No data
Estimate based on the 12 months ending	No data
Programs that target youth in the child welfare system:	
Estimate of state funds expended	No data
Estimate based on the 12 months ending	No data
Other programs:	
Programs or strategies included: Public Education and advertising media campaign	
Estimate of state funds expended	$16,000
Estimate based on the 12 months ending	12/31/2011

Funds Dedicated to Underage Drinking	
State derives funds dedicated to underage drinking from the following revenue streams:	
Taxes	No
Fines	No
Fees	No
Other	No data
Description of funding streams and how they are used:	
No data	
Additional Clarification	
None given	

State Reports (Nebraska–Wyoming)



Nebraska

State Profile and Underage Drinking Facts*

State Population: 1,842,641
Population Ages 12–20: 230,000

	Percentage	Number
Ages 12–20		
Past-Month Alcohol Use	24.6	57,000
Past-Month Binge Alcohol Use	16.7	38,000
Ages 12–14		
Past-Month Alcohol Use	3.9	3,000
Past-Month Binge Alcohol Use	2.2	2,000
Ages 15–17		
Past-Month Alcohol Use	20.1	14,000
Past-Month Binge Alcohol Use	12.0	9,000
Ages 18–20		
Past-Month Alcohol Use	46.1	39,000
Past-Month Binge Alcohol Use	33.1	28,000
Alcohol-Attributable Deaths (under 21)		26
Years of Potential Life Lost (under 21)		1,549
	Percentage of All Traffic Fatalities	**Number**
Traffic Fatalities, 15- to 20-Year-Old Drivers with BAC > 0.01	32.0	11

* See Appendix C for data sources.

Laws Addressing Minors in Possession of Alcohol

Underage Possession of Alcohol

Possession is prohibited with the following exception(s):

- Parent/guardian's home

Note: Nebraska makes an exception for persons who are at least 16 years old to carry alcohol from licensed establishments when they are accompanied by any person who is not a minor.

Underage Consumption of Alcohol

Consumption is prohibited with the following exception(s):

- Parent/guardian's home

Internal Possession by Minors

Internal possession is not explicitly prohibited.

Note: Although Nebraska does not prohibit internal possession as defined by this report, it provides that "no minor may...consume, or have in his or her possession or physical control any alcoholic liquor...." (see Neb. Rev. St. § 53-180.02). "Consume" is defined as "knowingly and intentionally drinking or otherwise ingesting alcoholic liquor" (see Neb. Rev. St. § 53-103.11). Laws that prohibit minors from having alcohol in their bodies, but which do so without reference to a blood, breath, or urine test, are not considered as prohibiting internal possession, for purposes of this report.

Underage Purchase of Alcohol

Purchase is prohibited, but youth may purchase for law enforcement purposes.

False Identification for Obtaining Alcohol

Provision(s) Targeting Minors

- Use of a false ID to obtain alcohol is a criminal offense.
- No driver's license suspension procedure.

Provision(s) Targeting Suppliers

- It is a criminal offense to manufacture or distribute a false ID.

Provisions Targeting Retailers

- State provides incentives to retailers who use electronic scanners that read birthdate and other information digitally encoded on valid identification cards.
- Licenses for drivers under age 21 are easily distinguishable from those for drivers age 21 and older.
- Specific affirmative defense—the retailer inspected the false ID and came to a reasonable conclusion based on its appearance that it was valid.

Laws Targeting Underage Drinking and Driving

BAC Limits: Youth (Underage Operators of Noncommercial Motor Vehicles)

- BAC limit: 0.02
- BAC level at or above the limit is per se (conclusive) evidence of a violation
- Applies to drivers under age 21

Loss of Driving Privileges for Alcohol Violations by Minors ("Use/Lose Laws")

Use/lose penalties apply to minors under age 18.

Type(s) of Violation Leading to Driver's License Suspension, Revocation, or Denial

- Underage possession
- Underage consumption

Authority To Impose Driver's License Sanction

- Discretionary

Length of Suspension/Revocation

- 30 days

Graduated Driver's License

Learner Stage

- Minimum entry age: 15
- Minimum learner-stage period: 6 months
- No minimum supervised driving requirement—with driver education; 50 hours without (10 of which must be at night)

Intermediate Stage

- Minimum age: 16
- Unsupervised night driving prohibited after 12 a.m.
- No primary enforcement of the night-driving rule
- Passenger restrictions exist: No more than one unrelated passenger under 19
- No primary enforcement of the passenger-restriction rule

License Stage

- Minimum age to lift restrictions: 17—passenger restrictions expire 6 months after issuance of intermediate license; unsupervised night-driving restrictions remain until age 17.

Laws Targeting Alcohol Suppliers

Furnishing Alcohol to Minors

Furnishing is prohibited—no explicit exceptions noted in the law.

Compliance Check Protocols

Age of Decoy

- Minimum: Not specified
- Maximum: 20

Appearance Requirements
- No alteration to the normal dress and/or appearance.
- Hats or caps shall not be pulled down over the eyes.

ID Possession
- Required

Verbal Exaggeration of Age
- Permitted

Decoy Training
- Not specified

Penalty Guidelines for Sales to Minors

- Time period/conditions: 4 years
- First offense: $500–$1,000 fine
- Second offense: 2-day license suspension and $2,000 fine
- Third offense: 5-day license suspension and $2,000 fine
- Fourth offense: License revocation

Note: Retailer has option to take additional suspension days in lieu of fines ($50/suspension day for first offense; $100/suspension day for repeat offenses). First- and second-offense penalties are reduced if person making sale has received responsible beverage service (RBS) training. Penalties are more severe if second or third offense occurs in shorter time periods.

Responsible Beverage Service

Voluntary Beverage Service Training
- The law does not specify on- or off-sale establishments.
- The law does not specify new or existing outlets.

Minimum Ages for Off-Premises Sellers

- Beer: 19
- Wine: 19
- Spirits: 19

Minimum Ages for On-Premises Sellers

- Beer: 19 for both servers and bartenders
- Wine: 19 for both servers and bartenders
- Spirits: 19 for both servers and bartenders

Distance Limitations for New Alcohol Outlets Near Universities and Schools

Colleges and Universities
No distance limitation

Primary and Secondary Schools

Prohibitions against outlet siting:

- Off-premises outlets: Yes—within 150 feet
- On-premises outlets: Yes—within 150 feet
- Alcohol products: Beer, wine, spirits

Dram Shop Liability

Statutory liability exists.
Note: Injury or property damage must be a proximate result of the negligence of an intoxicated minor.

Social Host Liability Laws

Statutory liability exists.
Note: Injury or property damage must be a proximate result of the negligence of an intoxicated minor.

Host Party Laws

No state-imposed liability for hosting underage drinking parties

Retailer Interstate Shipments of Alcohol

No prohibitions on retailer interstate shipments

Direct Sales/Shipments of Alcohol by Producers

Direct sales/shipments from producers to consumers are permitted for beer, wine, and distilled spirits with the following restrictions:

Age Verification Requirement

- Producer must verify age of purchaser.

State Approval/Permit Requirements

- Producer/shipper must obtain state permit.

Reporting Requirements: None

Shipping Label Statement Requirements: None

Keg Registration

- Keg definition: 5 or more gallons
- Prohibited:
  - Possessing an unregistered, unlabeled keg—maximum fine/jail: $500/3 months
  - Destroying the label on a keg—maximum fine/jail: $500/3 months
- Purchaser information collected:
  - Purchaser's name and address
  - Verified by a government-issued ID
- Warning information to purchaser: Passive—no purchaser action required
- Deposit: Not required
- Provisions do not specifically address disposable kegs.

Alcohol Pricing Policies

Home Delivery

- Beer: Permitted
- Wine: Permitted
- Spirits: Permitted

Alcohol Tax

- Beer (5 percent alcohol): Specific excise tax is $0.31 per gallon.
- Wine (12 percent alcohol): Specific excise tax is $0.95 per gallon.
- Spirits (40 percent alcohol): Specific excise tax is $3.75 per gallon.

Drink Specials

- Free beverages: Not prohibited
- Multiple servings at one time: Not prohibited
- Multiple servings for same price as single serving: Prohibited
- Reduced price at specified day or time: Not prohibited
- Unlimited beverages: Prohibited
- Increased volume: Not prohibited

Wholesale Pricing

Pricing restrictions exist.

Beer (5 percent alcohol)

- Retailer credit: Not permitted

Wine (12 percent alcohol)

- Retailer credit: Restricted—30 days maximum

Spirits (40 percent alcohol)

- Retailer credit: Restricted—30 days maximum

Nebraska State Survey Responses

State Agency Information	
Agency with primary responsibility for enforcing underage drinking laws:	
Nebraska State Patrol	
Methods by which local and state enforcement agencies coordinate their efforts to enforce laws prohibiting underage drinking:	
Through the Nebraska Office of Highway Safety an effort is made to provide underage drinking–related enforcement training, collaboration and planning with local community coalitions, and cooperating/coordinating with Nebraska State Patrol.	
Enforcement Strategies	
State law enforcement agencies use:	
Cops in Shops	No
Shoulder Tap Operations	Yes
Party Patrol Operations or Programs	Yes
Underage Alcohol–Related Fatality Investigations	Yes
Local law enforcement agencies use:	
Cops in Shops	Yes
Shoulder Tap Operations	Yes
Party Patrol Operations or Programs	Yes
Underage Alcohol–Related Fatality Investigations	Yes
State has a program to investigate and enforce direct sales/shipment laws	Yes
Primary state agency responsible for enforcing laws addressing direct sales/shipments of alcohol to minors	Nebraska Liquor Control Commission
Such laws are also enforced by local law enforcement agencies	Yes
Enforcement Statistics	
State collects data on the number of minors found in possession	Yes
Number of minors found in possession[1] by state law enforcement agencies	2,460
Number pertains to the 12 months ending	12/31/2011
Data include arrests/citations issued by local law enforcement agencies	Yes
State conducts underage compliance checks/decoy operations[2] to determine if alcohol retailers are complying with laws prohibiting sales to minors	Yes
Data are collected on these activities	Yes
Number of licensees checked for compliance by state agencies	394
Number of licensees that failed state compliance checks	33
Numbers pertain to the 12 months ending	12/31/2011
Local agencies conduct underage compliance checks/decoy operations to determine if alcohol retailers are complying with laws prohibiting sales to minors	Yes
Data are collected on these activities	Yes
Number of licensees checked for compliance by local agencies	283
Number of licensees that failed local compliance checks	38
Numbers pertain to the 12 months ending	12/31/2011
Sanctions	
State collects data on fines imposed on retail establishments that furnish minors	Yes
Number of fines imposed by the state[3]	0
Total amount in fines across all licensees	$0
Numbers pertain to the 12 months ending	12/31/2011
State collects data on license suspensions imposed on retail establishments specifically for furnishing minors	Yes
Number of suspensions imposed by the state[4]	0
Total days of suspensions across all licensees	0
Numbers pertain to the 12 months ending	12/31/2011

State collects data on license revocations imposed on retail establishments specifically for furnishing minors	Yes
Number of license revocations imposed[5]	0
Numbers pertain to the 12 months ending	12/31/2011

Additional Clarification

None given

[1]Or having consumed or purchased per state statutes.
[2]Underage compliance checks/decoy operations to determine whether alcohol retailers are complying with laws prohibiting sales to minors.
[3]Does not include fines imposed by local agencies.
[4]Does not include suspensions imposed by local agencies.
[5]Does not include revocations imposed by local agencies.

Underage Drinking Prevention Programs Operated or Funded by the State: Programs SPECIFIC TO Underage Drinking

Communities Mobilizing for Change on Alcohol (CMCA)

Number of youth served	541,890
Number of parents served	No data
Number of caregivers served	No data
Numbers pertain to the 12 months ending	12/30/2011
Program has been evaluated	Yes
Evaluation report is available	No
URL for evaluation report:	Not applicable
URL for more program information:	http://www.epi.umn.edu/alcohol/cmca/index.shtm

Program description: A community-organizing effort designed to change policies and practices of major community institutions in ways that reduce teenagers' access to alcohol (target ages include 13- to 20-year-olds) by using environmental strategies.

Nebraska's Enforcing Underage Drinking Laws (EUDL) Program

Number of youth served	7,188
Number of parents served	475
Number of caregivers served	Not applicable
Numbers pertain to the 12 months ending	12/31/2011
Program has been evaluated	Not yet
Evaluation report is available	Not applicable
URL for evaluation report:	Not applicable
URL for more program information:	http://www.transportation.nebraska.gov/nohs/pdf/NEAnnualReport%20FY2011.pdf

Program description: Nebraska's EUDL program is led by the Nebraska Office of Highway Safety (NOHS), which was established in 1967 to coordinate, develop, and implement Nebraska's annual traffic safety plan in accordance with the Federal Highway Safety Act of 1966. Alcohol awareness activities are coordinated through NOHS to ensure continuity, uniformity, and comprehensiveness in this area. Reducing crashes that are fatal or cause injury requires the continued combined efforts of an informed public and dedicated government officials willing to address alcohol issues. A good working relationship between NOHS staff and its partners (including resources and support for local officials, businesses, and others in the community), is essential for improved compliance with impaired driving and underage age drinking laws. This coordination and assistance provides an essential element in a successful alcohol awareness program for the state. The following summary provides a few highlights from the NOHS FY2011 (October 1, 2010, to September 30, 2011) Annual Evaluation Report:

- Nebraska is a predominantly rural state with a population of 1.78 million people. In 2010, 5,025 vehicular crashes caused 190 people to die and another 6,466 to sustain injuries. Alcohol was known to be involved in 48 (29 percent) of the 166 fatal crashes that occurred in Nebraska in 2011. The teen alcohol crash rate per 100 million miles driven reached an all-time low in 2010.

- Arrest and conviction totals for driving under the influence (DUI) are starting to level off (13,660 arrests and 10,704 convictions in 2008; 13,399 arrests and 11,520 convictions in 2009; and 12,399 arrests and 10,704 convictions in 2010).
- NOHS provided grant funding to law enforcement agencies to conduct special underage enforcement–related activities. Some of these were licensee compliance checks, underage party patrols, sobriety check points, and selective underage saturation patrols.
- NOHS continues to promote the toll-free tip line (1-866-MUST-BE-21) with radio, television, internet, and print advertising. The purpose of the tip line is to prevent underage drinking and the problems caused by such behavior. This toll-free line is operational 24 hours a day, 7 days a week.
- NOHS provided grant funding to support the activity of nine underage drinking county community coalitions that coordinated local activities, offered special underage law enforcement training, provided youth advocacy training, and disseminated special underage drinking public information and education campaigns.
- NOHS provided funding support to Creating Captains, an organization that sets up youth athletic camps and presentations that includes information on underage drinking–related behavior and consequences. Creating Captains provided information to more than 5,000 students.

Underage Drinking Prevention Programs Operated or Funded by the State: Programs RELATED TO Underage Drinking

Across Ages

URL for more program information: http://www.promoteprevent.org/publications

Program description: Across Ages is a mentoring program that pairs adult mentors over age 50 with youth ages 9 to 13. The goal of the program is to enhance the resiliency of children to promote positive development and prevent involvement in high-risk behaviors. The program has four components:

1. Adults mentoring youth
2. Youth performing community service
3. Youth participating in a life skills/problemsolving curriculum
4. Monthly activities for family members

The program can be implemented as a school-based or afterschool program.

All Stars

URL for more program information: http://www.allstarsprevention.com

Program description: All Stars programs are designed to prevent, reduce, and eliminate negative behaviors and promote positive behaviors. Each All Stars program, and every session and activity within All Stars, achieves these goals by changing qualities that account for why young people engage in negative behaviors. The various All Stars programs address the following concepts to some degree:

- Beliefs about consequences
- Bonding
- Commitment to not use or to reduce use
- Decisionmaking and impulse control
- Goal setting
- Idealism
- Norms
- Parental attentiveness
- Resistance skills training
- Self-management

Brief Alcohol Screening and Intervention for College Students (BASICS)

URL for more program information: http://depts.washington.edu/abrc/basics.htm

Program description: No data

Class Action
URL for more program information: http://www.hazelden.org

Program description: No data

Project Alert
URL for more program information: http://www.projectalert.com

Program description: No data

Project Northland
URL for more program information: http://www.epi.umn.edu/projectnorthland/schoolba.html

Program description: No data

Additional Information Related to Underage Drinking Prevention Programs

State collaborates with federally recognized Tribal governments in the prevention of underage drinking — Yes

Description of collaboration: Omaha Nation: Strategic Prevention Framework State Incentive Grant (SPF SIG) grantee; Ponca Tribe of Nebraska: SPF SIG grantee.

State has programs to measure and/or reduce youth exposure to alcohol advertising and marketing — Yes

Program description: Environmental scans of the number of establishments, advertisements, billboards, etc., to assess the degree of exposure

State has adopted or developed best practice standards for underage drinking prevention programs — Yes

Best practice standards description: The Nebraska SPF SIG Strategy Approval Guide provides SPF SIG grantees with information to help them identify and select evidence-based prevention strategies for their communities. The guide describes population-level behavior change theory, criteria to help determine if a strategy is a good fit for the community, a set of strategies that are preapproved for SPF SIG communities, and the process for seeking approval of strategies for community prevention efforts. For the complete guide, a supplemental list of the preapproved strategies included in the guide, and other procesess forms, visit http://www.dhhs.ne.gov/puh/oph/saprev.htm.

Additional Clarification

None given

State Interagency Collaboration

A state-level interagency governmental body/committee exists to coordinate or address underage drinking prevention activities — Yes

Committee contact information:

Name: Dave Palm, Administrator, Nebraska Partners in Prevention
E-mail: David.Palm@nebraska.gov
Address: 220 South 17th Street, Lincoln, NE 68508-1811
Phone: 402-471-0146

Agencies/organizations represented on the committee:

Lt. Governor Rick Sheehy
Dianne Harrop, Department of Health and Human Services (HHS) Division of Public Health
Ann Nickerson, Nebraska State Parent Teacher Association
Frank Zwonechek, Nebraska Office of Highway Safety—Department of Motor Vehicles (DMV)
Corey Steel, Nebraska Office of Probation Administration
Dan Hoyt, University of NE—Lincoln Sociology Department
Christina Rice, Governor's Youth Advisory Council
Eleanor Kirkland, Nebraska Department of Education—Head Start
Renee Faber, HHS Division of Behavioral Health
Scot L. Adams, HHS Division of Behavioral Health

Joe Jeanette, U.S. Attorney's Office John Wright, Nebraska Supreme Court Judi Gaiashkaibos, Nebraska Commission on Indian Affairs Karen Walkin, Nebraska Broadcasters Association Kenneth Vettel, Saint Francis Medical Center Kristen Witte, Governor's Youth Advisory Council Mike Behm, Nebraska Crime Commission Bob Hanson, Drug Enforcement Administration (DEA) Tira Cunningham, DEA
A website or other public source exists to describe committee activities Yes URL or other means of access: http://www.nebraskaprevention.gov

Underage Drinking Reports
State has prepared a plan for preventing underage drinking in the last 3 years Yes Prepared by: HHS Office of Community Health and Performance Management—SPF SIG staff Plan can be accessed via: http://www.dhhs.ne.gov/puh/oph/docs/NE_Sub_Abuse_Prev_Strat_Plan.pdf
State has prepared a report on preventing underage drinking in the last 3 years Yes Prepared by: Research Triangle, Inc., Project # 0210974 Plan can be accessed via: Phillip W. Graham, Dr.P.H., RTI International, 3040 Cornwallis Rd, Research Triangle Park, NC 27709
Additional Clarification
None given

State Expenditures for the Prevention of Underage Drinking	
Compliance checks/decoy operations in retail outlets:	
Estimate of state funds expended	$93,000
Estimate based on the 12 months ending	12/31/2011
Checkpoints and saturation patrols:	
Estimate of state funds expended	$119,000
Estimate based on the 12 months ending	12/31/2011
Community-based programs to prevent underage drinking:	
Estimate of State funds expended	$3,074,675
Estimate based on the 12 months ending	01/31/2012
K–12 school-based programs to prevent underage drinking:	
Estimate of state funds expended	$182,273
Estimate based on the 12 months ending	09/30/2012
Programs targeted to institutes of higher learning:	
Estimate of state funds expended	$390,616
Estimate based on the 12 months ending	09/30/2012
Programs that target youth in the juvenile justice system:	
Estimate of state funds expended	$2,178
Estimate based on the 12 months ending	12/31/2011
Programs that target youth in the child welfare system:	
Estimate of state funds expended	Data not available
Estimate based on the 12 months ending	Data not available
Other programs: Programs or strategies included: • Environmental strategies • Underage Reporting Toll-Free Tip Line and Promotion Line • Underage Drinking Community Coalition development and support • Collegiate Consortium to Reduce High Risk Drinking support • Specialized underaged drinking training for law enforcement	

Estimate of state funds expended	$327,770
Estimate based on the 12 months ending	09/30/2012

Funds Dedicated to Underage Drinking	
State derives funds dedicated to underage drinking from the following revenue streams:	
Taxes	No
Fines	No
Fees	No
Other	No data
Description of funding streams and how they are used:	
No data	
Additional Clarification	
None given	

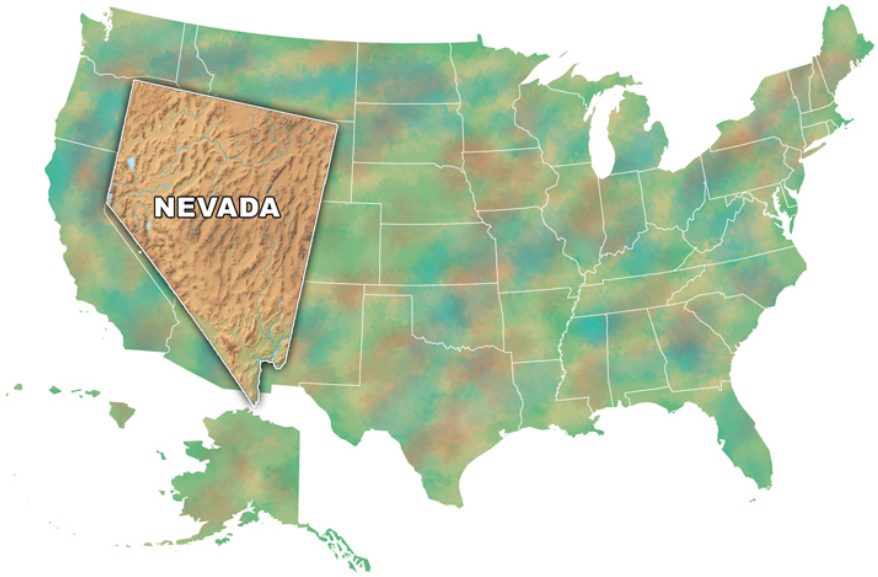

Nevada

State Profile and Underage Drinking Facts*

State Population: 2,723,322
Population Ages 12–20: 328,000

	Percentage	Number
Ages 12–20		
Past-Month Alcohol Use	25.7	84,000
Past-Month Binge Alcohol Use	17.5	58,000
Ages 12–14		
Past-Month Alcohol Use	4.7	5,000
Past-Month Binge Alcohol Use	3.0	3,000
Ages 15–17		
Past-Month Alcohol Use	23.2	25,000
Past-Month Binge Alcohol Use	14.2	15,000
Ages 18–20		
Past-Month Alcohol Use	47.7	54,000
Past-Month Binge Alcohol Use	34.2	39,000
Alcohol-Attributable Deaths (under 21)		40
Years of Potential Life Lost (under 21)		2,395

	Percentage of All Traffic Fatalities	Number
Traffic Fatalities, 15- to 20-Year-Old Drivers with BAC > 0.01	27.0	6

* See Appendix C for data sources.

Laws Addressing Minors in Possession of Alcohol

Underage Possession of Alcohol

Possession is prohibited with the following exception(s):

- Private location OR EITHER
- Parent/guardian OR
- Spouse

Underage Consumption of Alcohol

Consumption is not explicitly prohibited.

Internal Possession by Minors

Internal possession is not explicitly prohibited.

Underage Purchase of Alcohol

Purchase is prohibited and there is NO ALLOWANCE for youth purchase for law enforcement purposes.

False Identification for Obtaining Alcohol

Provision(s) Targeting Minors

- Use of a false ID to obtain alcohol is a criminal offense.
- There is no driver's license suspension procedure.

Provision(s) Targeting Suppliers

- It is a criminal offense to lend, transfer, or sell a false ID.
- It is a criminal offense to manufacture or distribute a false ID.

Provisions Targeting Retailers

- Licenses for drivers under age 21 are easily distinguishable from those for drivers age 21 and older.
- Specific affirmative defense—the retailer inspected the false ID and came to a reasonable conclusion based on its appearance that it was valid.

Laws Targeting Underage Drinking and Driving

BAC Limits: Youth (Underage Operators of Noncommercial Motor Vehicles)

- BAC limit: 0.02
- BAC level at or above the limit is per se (conclusive) evidence of a violation
- Applies to drivers under age 21

Loss of Driving Privileges for Alcohol Violations by Minors ("Use/Lose Laws")

Use/lose penalties apply to minors under age 18.

Type(s) of Violation Leading to Driver's License Suspension, Revocation, or Denial

- Underage purchase
- Underage possession

Authority To Impose Driver's License Sanction
- Mandatory

Length of Suspension/Revocation
- Minimum: 90 days
- Maximum: 730 days

Graduated Driver's License

Learner Stage
- Minimum entry age: 15 years, 6 months
- Minimum learner-stage period: 6 months
- Minimum supervised driving requirement: 50 hours—10 of which must be at night

Intermediate Stage
- Minimum age: 16
- Unsupervised night driving prohibited after 10 p.m.
- No primary enforcement of the night-driving rule
- Passenger restrictions exist: No unrelated passengers under 18
- No primary enforcement of the passenger-restriction rule

License Stage
- Minimum age to lift restrictions: 18—passenger restrictions expire after 6 months; unsupervised night-driving restrictions remain until age 18.

Note: Exception to the driver's education course requirement for persons under 18: If a driver's education course is not offered within a 30-mile radius of a person's residence, the person may instead complete an additional 50 hours of supervised driving.

Laws Targeting Alcohol Suppliers

Furnishing Alcohol to Minors

Furnishing is prohibited with the following exception(s):
- Parent/guardian

Compliance Check Protocols

No data

Penalty Guidelines for Sales to Minors

No data

Responsible Beverage Service

Mandatory Beverage Service Training for Servers
- Applies to both on-sale and off-sale establishments
- Applies to both new and existing outlets

Note: Applicability of Nevada's "alcoholic beverage awareness program" to on-sale retailers is limited to establishments located in a jurisdiction that is located (a) in a county whose population is 100,000 or more or (b) in a county whose population is less than 100,000, if the governing

body of the jurisdiction has, by the affirmative vote of a majority of its members, agreed to be bound by the provisions of section 9 of the act. Applicability to off-sale retailers is limited to off-sale retail establishments in counties with populations of 700,000 or more.

Minimum Ages for Off-Premises Sellers

- Beer: 16
- Wine: 16
- Spirits: 16

Condition(s) That Must Be Met in order for an Underage Person To Sell Alcoholic Beverages

- Manager/supervisor is present.

Minimum Ages for On-Premises Sellers

- Beer: 21 for both servers and bartenders
- Wine: 21 for both servers and bartenders
- Spirits: 21 for both servers and bartenders

Distance Limitations for New Alcohol Outlets Near Universities and Schools

Colleges and Universities

No distance limitation

Primary and Secondary Schools

No distance limitation

Dram Shop Liability

No statutory liability

Social Host Liability Laws

Statutory liability exists for knowingly furnishing a minor or allowing a minor to consume alcohol on premises that social host controls.

Host Party Laws

No state-imposed liability for hosting underage drinking parties

Retailer Interstate Shipments of Alcohol

Prohibition against retailer interstate shipments:

- Beer: Uncertain
- Wine: Uncertain
- Spirits: Uncertain

Note: A person may import from another state 1 gallon or less of alcohol per month for personal use. It is uncertain whether an out-of-state retailer may ship alcohol directly to the consumer for personal use.

Direct Sales/Shipments of Alcohol by Producers

Direct sales/shipments from producers to consumers are permitted for beer, wine, and distilled spirits with the following restrictions:

Age Verification Requirements: None

State Approval/Permit Requirements

- Producer/shipper must obtain state permit.

Reporting Requirements

- Producer must record/report purchaser's name.
- Common carrier must record/report purchaser's name.

Shipping Label Statement Requirements

- Contains alcohol—applies to internet orders

Keg Registration

Registration is not required.

Alcohol Pricing Policies

Home Delivery

- Beer: No law
- Wine: No law
- Spirits: No law

Note: Regulated by county and city governments

Alcohol Tax

Beer (5 percent alcohol)

- Specific excise tax: $0.16 per gallon

Wine (12 percent alcohol)

- Specific excise tax: $0.70 per gallon

Spirits (40 percent alcohol)

- Specific excise tax: $3.60 per gallon

An additional excise tax of $1.50 per gallon may be imposed on all liquor containing an alcohol content of more than 22 percent alcohol by volume (ABV), but only if the federal gallonage tax imposed by 26 U.S.C. § 5001 is reduced to $9 per gallon. This additional tax is not collected on any liquor for which a federal gallonage tax of $10.50 per gallon has been paid (Nev. Rev. Stat. § 369.333).

Drink Specials

No law

Wholesale Pricing

Pricing restrictions exist.

Beer (5 percent alcohol)

- Retailer credit: Restricted—41 days maximum

Wine (12 percent alcohol)

- Retailer credit: Restricted—41 days maximum

Spirits (40 percent alcohol)

- Retailer credit: Restricted—41 days maximum

Nevada State Survey Responses

State Agency Information	
Agency with primary responsibility for enforcing underage drinking laws:	
Division of Child and Family Services, Juvenile Justice Programs Office	
Methods by which local and state enforcement agencies coordinate their efforts to enforce laws prohibiting underage drinking:	
There is no state alcohol enforcement agency in Nevada. All underage drinking enforcement efforts are conducted by local law enforcement.	
Enforcement Strategies	
State law enforcement agencies use:	
Cops in Shops	No
Shoulder Tap Operations	No
Party Patrol Operations or Programs	No
Underage Alcohol–Related Fatality Investigations	Yes
Local law enforcement agencies use:	
Cops in Shops	No
Shoulder Tap Operations	Yes
Party Patrol Operations or Programs	Yes
Underage Alcohol–Related Fatality Investigations	Yes
State has a program to investigate and enforce direct sales/shipment laws	No
Primary state agency responsible for enforcing laws addressing direct sales/shipments of alcohol to minors	Not applicable
Such laws are also enforced by local law enforcement agencies	No
Enforcement Statistics	
State collects data on the number of minors found in possession	No
Number of minors found in possession by state law enforcement agencies	Data not collected
Number pertains to the 12 months ending	Data not collected
Data include arrests/citations issued by local law enforcement agencies	No data
State conducts underage compliance checks/decoy operations[2] to determine if alcohol retailers are complying with laws prohibiting sales to minors	Unknown
Data are collected on these activities	Unknown
Number of licensees checked for compliance by state agencies	No data
Number of licensees that failed state compliance checks	No data
Numbers pertain to the 12 months ending	No data
Local agencies conduct underage compliance checks/decoy operations to determine if alcohol retailers are complying with laws prohibiting sales to minors	Yes
Data are collected on these activities	Yes
Number of licensees checked for compliance by local agencies	1,696
Number of licensees that failed local compliance checks	295
Numbers pertain to the 12 months ending	12/31/2011
Sanctions	
State collects data on fines imposed on retail establishments that furnish minors	No
Number of fines imposed by the state[3]	Data not collected
Total amount in fines across all licensees	Data not collected
Numbers pertain to the 12 months ending	Data not collected
State collects data on license suspensions imposed on retail establishments specifically for furnishing minors	No
Number of suspensions imposed by the state[4]	Data not collected
Total days of suspensions across all licensees	Data not collected
Numbers pertain to the 12 months ending	Data not collected

State collects data on license revocations imposed on retail establishments specifically for furnishing minors	No
Number of license revocations imposed[5]	Data not collected
Numbers pertain to the 12 months ending	Data not collected

Additional Clarification

The Nevada Underage Drinking Laws (EUDL) program directly funds all local law enforcement agencies in the state to conduct all of the following operations.

Please see attached document titled EUDL Law Enforcement Strategies/Operations.

[1]Or having consumed or purchased per state statutes.
[2]Underage compliance checks/decoy operations to determine whether alcohol retailers are complying with laws prohibiting sales to minors.
[3]Does not include fines imposed by local agencies.
[4]Does not include suspensions imposed by local agencies.
[5]Does not include revocations imposed by local agencies.

Underage Drinking Prevention Programs Operated or Funded by the State: Programs SPECIFIC TO Underage Drinking

Nevada Interscholastic Activities Association (NIAA) Alcohol Policy

Number of youth served	No data
Number of parents served	No data
Number of caregivers served	No data
Numbers pertain to the 12 months ending	No data
Program has been evaluated	Yes
Evaluation report is available	Yes
Contact for evaluation report:	Kathy Bartosz, 775-841-4730
URL for more program information:	No data

Program description: NIAA has adopted the first statewide drug and alcohol use policy required of all participating high schools. Student athletes and their parents must adhere to and sign off on a graduated sanctions policy enforcing zero tolerance for alcohol, tobacco, and drug use. A first offense results in a 2-week suspension from competitive play and participation in an approved education program; a second offense results in a 3-month suspension and substance use evaluation; and a third offense results in expulsion from high school sports for the rest of the student's high school career.

Underage Drinking Prevention Programs Operated or Funded by the State: Programs RELATED TO Underage Drinking

None

URL for more program information:	No data
Program description:	Not applicable

Additional Information Related to Underage Drinking Prevention Programs

State collaborates with federally recognized Tribal governments in the prevention of underage drinking	Yes

Description of collaboration: The Statewide Partnership of Native Americans involves local Tribal entities in the training of law enforcement personnel to curtail the availability of alcohol on Tribal lands. There is an interlocal agreement in place between Tribal police and county sheriff/police departments, initiated through the Nevada Office of the Attorney General. Not all Tribes have signed off on it as of this date.

State has programs to measure and/or reduce youth exposure to alcohol advertising and marketing	No

Program description: Not applicable

State has adopted or developed best practice standards for underage drinking prevention programs	Yes
Best practice standards description: The Underage Drinking Enforcement and Training Center (UDETC) contracts with Office of Juvenile Justice and Delinquency Prevention (OJJDP) to provide states receiving EUDL funds with technical assistance. Nevada works with UDETC to establish training standards for law enforcement for EUDL operations. As a result, six courses have received Peace Officer Standardized Training certification and are offered for free to local law enforcement agencies. Training must be completed by any officers involved in EUDL operations, including compliance checks, third-party purchaser operations, juvenile party dispersal, special events control, fake identification checks, and underage drinking and driving prevention and intervention.	
Additional Clarification	
None given	

State Interagency Collaboration	
A state-level interagency governmental body/committee exists to coordinate or address underage drinking prevention activities	Yes
Committee contact information: Name: Kathy Bartosz E-mail: bartosz4@sbcglobal.net Address: 1711 N. Roop St., Carson City, NV 89706 Phone: 775-841-4730	
Agencies/organizations represented on the committee: CARE Coalition Churchill Community Coalition Frontier Community Coalition Healthy Communities Coalition Join Together of Northern Nevada Nevada Community Prevention Coalition Nye Communities Coalition Partners Allied for Community Excellence (PACE) Coalition Prevention, Advocacy, Choices, Teamwork (PACT) Coalition Partnership of Carson City Partnership of Community Resources Statewide Native American Coalition	
A website or other public source exists to describe committee activities	Yes
URL or other means of access: Linda Lang, Statewide EUDL Task Force facilitator, for quarterly meeting minutes: dlhlang@pyramid.net	

Underage Drinking Reports	
State has prepared a plan for preventing underage drinking in the last 3 years	No
Prepared by:	Not applicable
Plan can be accessed via:	Not applicable
State has prepared a report on preventing underage drinking in the last 3 years	Yes
Prepared by: Nevada Juvenile Justice Programs Office	
Plan can be accessed via: EUDL Coordinator Kathy Bartosz, 775-841-4730	
Additional Clarification	
The Statewide Partnership of Prevention Coalitions in Nevada serves as the statewide EUDL Task Force, as they include representatives from multiple community sectors in their coalitions. This allows for contributions from a wide variety of participants in the development of EUDL operation plans for the State. The EUDL granting agency, OJJDP, requires an annual plan for EUDL funds and operations. A final report is submitted in July of each year summarizing the outcomes for the grant period.	

State Expenditures for the Prevention of Underage Drinking	
Compliance checks/decoy operations in retail outlets:	
Estimate of state funds expended	Data not available
Estimate based on the 12 months ending	Data not available
Checkpoints and saturation patrols:	
Estimate of state funds expended	$350,000
Estimate based on the 12 months ending	09/30/2011
Community-based programs to prevent underage drinking:	
Estimate of state funds expended	$2,530,976
Estimate based on the 12 months ending	06/30/2011
K–12 school-based programs to prevent underage drinking:	
Estimate of state funds expended	$13,000
Estimate based on the 12 months ending	06/30/2011
Programs targeted to institutes of higher learning:	
Estimate of state funds expended	$12,500
Estimate based on the 12 months ending	06/30/2011
Programs that target youth in the juvenile justice system:	
Estimate of state funds expended	Data not available
Estimate based on the 12 months ending	Data not available
Programs that target youth in the child welfare system:	
Estimate of state funds expended	Data not available
Estimate based on the 12 months ending	Data not available
Other programs:	
Programs or strategies included: Clark County Department of Family Services; Committed 100 Men Helping Boys; Richard Steele Health & Wellness Center	
Estimate of state funds expended	$35,000
Estimate based on the 12 months ending	06/30/2011

Funds Dedicated to Underage Drinking	
State derives funds dedicated to underage drinking from the following revenue streams:	
Taxes	No
Fines	No
Fees	No
Other	Allocation from the Nevada State Legislature
Description of funding streams and how they are used:	
No data	

Additional Clarification

State FY2011 (July 1, 2010, through June 30, 2011) for K–12, higher education, and those programs Substance Abuse Prevention and Treatment Agency (SAPTA) funded directly that are not K–12 and higher education, were originally funded by a coalition that was defunded during that fiscal year. Many of the other coalitions took over the programs funded under federal dollars, but SAPTA retained those programs funded through state general funds.

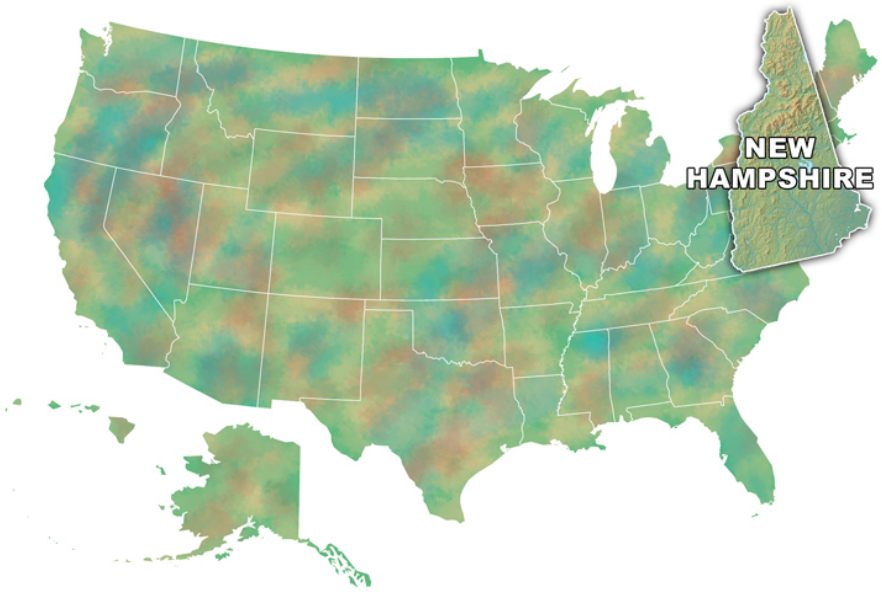

New Hampshire

State Profile and Underage Drinking Facts*

State Population: 1,318,194
Population Ages 12–20: 169,000

	Percentage	Number
Ages 12–20		
Past-Month Alcohol Use	35.8	60,000
Past-Month Binge Alcohol Use	24.9	42,000
Ages 12–14		
Past-Month Alcohol Use	5.3	3,000
Past-Month Binge Alcohol Use	2.5	1,000
Ages 15–17		
Past-Month Alcohol Use	28.1	16,000
Past-Month Binge Alcohol Use	18.8	10,000
Ages 18–20		
Past-Month Alcohol Use	65.6	42,000
Past-Month Binge Alcohol Use	47.2	30,000
Alcohol-Attributable Deaths (under 21)		12
Years of Potential Life Lost (under 21)		703
	Percentage of All Traffic Fatalities	**Number**
Traffic Fatalities, 15- to 20-Year-Old Drivers with BAC > 0.01	25.0	4

* See Appendix C for data sources.

Laws Addressing Minors in Possession of Alcohol

Underage Possession of Alcohol

Possession is prohibited—no explicit exceptions noted in the law.

Underage Consumption of Alcohol

Consumption is not explicitly prohibited.

Internal Possession by Minors

Internal possession is prohibited—no explicit exceptions noted in the law.

Underage Purchase of Alcohol

Purchase is prohibited and there is NO ALLOWANCE for youth purchase for law enforcement purposes.

False Identification for Obtaining Alcohol

Provision(s) Targeting Minors

- Use of a false ID to obtain alcohol is a criminal offense.
- Penalty may include driver's license suspension through a judicial procedure.

Provision(s) Targeting Suppliers

- It is a criminal offense to lend, transfer, or sell a false ID.

Provisions Targeting Retailers

- Licenses for drivers under age 21 are easily distinguishable from those for drivers age 21 and older.
- Specific affirmative defense—the retailer inspected the false ID and came to a reasonable conclusion based on its appearance that it was valid.
- Retailer has the statutory right to sue a minor who uses a false ID to purchase alcohol for any losses or fines suffered by the retailer as a result of the illegal sale.

Laws Targeting Underage Drinking and Driving

BAC Limits: Youth (Underage Operators of Noncommercial Motor Vehicles)

- BAC limit: 0.02
- BAC level at or above the limit is per se (conclusive) evidence of a violation
- Applies to drivers under age 21.

Loss of Driving Privileges for Alcohol Violations by Minors ("Use/Lose Laws")

Use/lose penalties apply to minors under age 21.

Type(s) of Violation Leading to Driver's License Suspension, Revocation, or Denial

- Underage purchase
- Underage possession

Authority To Impose Driver's License Sanction

- Discretionary

Length of Suspension/Revocation

- Minimum: 90 days
- Maximum: 365 days

Note: Although New Hampshire does not authorize a use/lose penalty for all underage consumption, a law imposes a discretionary license sanction on minors who are "intoxicated by consumption of an alcoholic beverage," and provides that an alcohol concentration "of .02 or more shall be prima facie evidence of intoxication" (see N.H. Rev. Stat. Ann. §§ 179:10(I), 263:56-b).

Graduated Driver's License

Learner Stage

- Minimum entry age: 15 years, 6 months
- There is no minimum age
- Minimum supervised driving requirement: 40 hours—10 of which must be at night

Intermediate Stage

- Minimum age: 16
- Unsupervised night driving
  - Prohibited after: 1 a.m.
  - Primary enforcement of the night-driving rule
- Passenger restrictions exist: No unrelated passengers under 25, unless accompanied by driver over 25
  - Primary enforcement of the passenger-restriction rule

License Stage

- Minimum age to lift restrictions: 18—passenger restrictions expire after 6 months; unsupervised night-driving restrictions remain until age 18.

Laws Targeting Alcohol Suppliers

Furnishing Alcohol to Minors

Furnishing is prohibited—no explicit exceptions noted in the law.

Compliance Check Protocols

Age of Decoy

- Minimum: 17
- Maximum: 20

Appearance Requirements

- Age assessment panel
- Casual attire
- Average height and build
- If decoy is 20 years old, must appear to be between 17 and 19
- Male: No facial hair
- Female: Minimal makeup

ID Possession
- Required

Verbal Exaggeration of Age
- Prohibited

Decoy Training
- Mandated

Penalty Guidelines for Sales to Minors

- Time period/conditions: Not specified
- First offense: No aggravating factors—$500 fine, four license points, 3-day suspension

Note: Fine range mandated by statute. Only one compliance check annually shall incur license points.

Responsible Beverage Service

Mandatory Beverage Service Training for Managers
- Applies to both on-sale and off-sale establishments
- Applies only to new outlets

Voluntary Beverage Service Training
- Applies to both on-sale and off-sale establishments
- Applies to both new and existing outlets

Incentives for Training
- Defense in dram shop liability lawsuits
- Mitigation of fines or other administrative penalties for sales to minors

Minimum Ages for Off-Premises Sellers

- Beer: 16
- Wine: 16
- Spirits: 16

Condition(s) That Must Be Met in order for an Underage Person To Sell Alcoholic Beverages
- Manager/supervisor is present.

Note: To act as a cashier in a selling capacity, a minor is required to be at least 16 years old, providing a person at least 18 years old is in attendance and is designated in charge of the employees and business.

Minimum Ages for On-Premises Sellers

- Beer: 18 for both servers and bartenders
- Wine: 18 for both servers and bartenders
- Spirits: 18 for both servers and bartenders

Distance Limitations for New Alcohol Outlets Near Universities and Schools

Colleges and Universities
- No distance limitation

Primary and Secondary Schools
- No distance limitation

Dram Shop Liability

Statutory liability exists.

Note: State law includes a responsible beverage service defense.

Social Host Liability Laws
- There is no statutory liability.
- The courts recognize common law social host liability.

Host Party Laws

Social host law is specifically limited to underage drinking parties.
- Action by underage guest that triggers violation: Intention, possession, consumption.
- Property type(s) covered by liability law: Residence, outdoor, other.
- Standard for hosts' knowledge or action regarding the party: Overt act—host must have actual knowledge and commit an act that contributes to the occurrence.
- Preventive action by the host negates the violation.
- Exception(s): Family

Note: In New Hampshire, an "underage alcohol house party" means a gathering of five or more people under age 21 at any occupied structure, dwelling, or curtilage, where at least one person under age 21 unlawfully possesses or consumes an alcoholic beverage. A person is guilty of a misdemeanor if he or she owns or has control of the occupied structure, dwelling, or curtilage where an underage alcohol house party is held and he or she knowingly commits an overt act in furtherance of the occurrence of the underage alcohol house party knowing persons under age 21 possess or intend to consume alcoholic beverages. The "preventive action" provision in New Hampshire allows the defendant to avoid criminal liability by establishing, as an affirmative defense, that he or she took preventive action with respect to the underage alcohol house party.

Retailer Interstate Shipments of Alcohol

No prohibitions on retailer interstate shipments

Direct Sales/Shipments of Alcohol by Producers

Direct sales/shipments from producers to consumers are permitted for beer, wine, and distilled spirits with the following restrictions:

Age Verification Requirements: None

State Approval/Permit Requirements
- Producer/shipper must obtain state permit.
- State must approve common carrier.

Reporting Requirements
- Producer must record/report purchaser's name.
- Common carrier must record/report purchaser's name.

Shipping Label Statement Requirements

- Contains alcohol
- Recipient must be 21

Keg Registration

- Keg definition: More than 7 gallons
- Prohibited:
  - Possessing an unregistered, unlabeled keg—maximum fine/jail: $1,000
  - Destroying the label on a keg—maximum fine/jail: $1,000
- Purchaser information collected:
  - Purchaser's name and address
  - Verified by a government-issued ID
- Warning information to purchaser: Active—purchaser action required (e.g., signature)
- Deposit required
- Provisions do not specifically address disposable kegs.

Alcohol Pricing Policies

Home Delivery

- Beer: Permitted
- Wine: Permitted
- Spirits: No law

Alcohol Tax

- Beer (5 percent alcohol): Specific excise tax is $0.30 per gallon
- Wine (12 percent alcohol): Control state
- Spirits (40 percent alcohol): Control state

Drink Specials

- Free beverages: Prohibited
- Multiple servings at one time: Not prohibited
- Multiple servings for same price as single serving: Not prohibited
- Reduced price at specified day or time: Not prohibited
- Unlimited beverages: Not prohibited
- Increased volume: Not prohibited

Wholesale Pricing

Pricing restrictions exist.

Beer (5 percent alcohol)

- Price posting requirements: Post—wholesalers shall make their current prices available to the commission in writing.
- Retailer credit: Restricted—10 days maximum.

Wine (12 percent alcohol)

- Control state

Spirits (40 percent alcohol)

- Control state

New Hampshire State Survey Responses

State Agency Information	
Agency with primary responsibility for enforcing underage drinking laws:	
New Hampshire Division of Liquor Enforcement and Licensing	
Methods by which local and state enforcement agencies coordinate their efforts to enforce laws prohibiting underage drinking:	
State and local enforcement agencies coordinate their enforcement activities on a monthly basis. State and local enforcement agencies have a collaboration relative to party patrols, compliance checks, and generally speaking, all alcohol enforcement activities.	
Enforcement Strategies	
State law enforcement agencies use:	
Cops in Shops	Yes
Shoulder Tap Operations	No
Party Patrol Operations or Programs	Yes
Underage Alcohol–Related Fatality Investigations	Yes
Local law enforcement agencies use:	
Cops in Shops	No
Shoulder Tap Operations	No
Party Patrol Operations or Programs	Yes
Underage Alcohol–Related Fatality Investigations	Yes
State has a program to investigate and enforce direct sales/shipment laws	Yes
Primary state agency responsible for enforcing laws addressing direct sales/shipments of alcohol to minors	Division of Liquor Enforcement and Licensing
Such laws are also enforced by local law enforcement agencies	No
Enforcement Statistics	
State collects data on the number of minors found in possession	Yes
Number of minors found in possession by state law enforcement agencies	203
Number pertains to the 12 months ending	12/31/2011
Data include arrests/citations issued by local law enforcement agencies	No
State conducts underage compliance checks/decoy operations[2] to determine if alcohol retailers are complying with laws prohibiting sales to minors	Yes
Data are collected on these activities	Yes
Number of licensees checked for compliance by state agencies	853
Number of licensees that failed State compliance checks	75
Numbers pertain to the 12 months ending	12/31/2011
Local agencies conduct underage compliance checks/decoy operations to determine if alcohol retailers are complying with laws prohibiting sales to minors	Yes
Data are collected on these activities	No
Number of licensees checked for compliance by local agencies	Data not collected
Number of licensees that failed local compliance checks	Data not collected
Numbers pertain to the 12 months ending	Data not collected
Sanctions	
State collects data on fines imposed on retail establishments that furnish minors	Yes
Number of fines imposed by the state[3]	27
Total amount in fines across all licensees	No data
Numbers pertain to the 12 months ending	12/12/2011
State collects data on license suspensions imposed on retail establishments specifically for furnishing minors	Yes
Number of suspensions imposed by the state[4]	0
Total days of suspensions across all licensees	0
Numbers pertain to the 12 months ending	12/31/2011

State collects data on license revocations imposed on retail establishments specifically for furnishing minors	Yes
Number of license revocations imposed[5]	0
Numbers pertain to the 12 months ending	12/31/2011

Additional Clarification

None given

[1]Or having consumed or purchased per state statutes.
[2]Underage compliance checks/decoy operations to determine whether alcohol retailers are complying with laws prohibiting sales to minors.
[3]Does not include fines imposed by local agencies.
[4]Does not include suspensions imposed by local agencies.
[5]Does not include revocations imposed by local agencies.

Underage Drinking Prevention Programs Operated or Funded by the State: Programs SPECIFIC TO Underage Drinking

Ten Regional Networks (RNs)

Number of youth served	76,796
Number of parents served	523,804
Number of caregivers served	No data
Numbers pertain to the 12 months ending	06/30/2011
Program has been evaluated	Yes
Evaluation report is available	No
URL for evaluation report:	Not applicable
URL for more program information: http://www.dhhs.nh.gov/dcbcs/bdas/prevention.htm	

Program description: Ten RNs are geographically designed to provide alcohol and drug prevention services and health promotion for every community in New Hampshire. The RNs' primary focus is underage drinking and drug use prevention for individuals and the environments in which they live. RNs cast a wide net to convene and mobilize five core sectors—business, medical/ behavioral health, educational institutions, safety, and local government—in environmental prevention strategies and interventions. Each RN has a data-driven prevention priority plan outlining local contributing risk and protective factors that align environmental approaches and targeted interventions. More than 60 subcontracted service providers strategically distributed throughout the 10 regions implement targeted prevention for selective and indicated populations (high-risk individuals) such as court diversionary programs, student assistance, parental/guardian education and skill building, and school-based education. As of June 30, 2011, all prevention direct service funds were eliminated.

Parenting Education

Number of youth served	146
Number of parents served	109
Number of caregivers served	No data
Numbers pertain to the 12 months ending	06/30/2011
Program has been evaluated	Yes
Evaluation report is available	No
URL for evaluation report:	Not applicable
URL for more program information:	Not applicable

Program description: The goals of this program are to (1) prevent early initiation of substance use in the children of participating families by increasing protective factors and decreasing risk factors through parent education, discussion, support, information dissemination, and increasing social connectedness; (2) increase knowledge of risk and protective factors; (3) improve family functioning; (4) increase social connectedness and bonding; (5) increase knowledge and use of community resources; and (6) change parental attitudes about substance use.

Youth Involvement/Empowerment	
Number of youth served	94
Number of parents served	No data
Number of caregivers served	No data
Numbers pertain to the 12 months ending	06/30/2011
Program has been evaluated	No
Evaluation report is available	Not applicable
URL for evaluation report:	Not applicable
URL for more program information:	Not applicable

Program description:

1. Keep youth involved—Provide safe and drug-free activities that empower participating youth.
2. Girls Survival Skills Group—Educate youth on peer pressure and the dangers of alcohol, tobacco, and drugs by providing substance-free programming.
3. Boys Survival Skills Group—Educate youth on peer pressure and the dangers of alcohol, tobacco, and drugs by providing substance-free programming.
4. Prevention and Support—Offer information and life skills before youth enter the teen years.

Underage Drinking Social Norms Influencing Risk Perception and Community Norms Campaigns	
Number of youth served	No data
Number of parents served	No data
Number of caregivers served	No data
Numbers pertain to the 12 months ending	06/30/2011
Program has been evaluated	Yes
Evaluation report is available	No
URL for evaluation report:	Not applicable
URL for more program information:	http://www.dhhs.nh.gov/dcbcs/bdas/prevention.htm

Program description: Social Norms is a media campaign with the goal of affecting the inaccurate perception of prevalence of use/misuse of substances among youth, dispelling the myth that most or all of their peers drink and use drugs. Many campaigns are directed at the community at large, to dispel the belief that use/misuse is acceptable and a normal rite of passage, and that in fact it is harmful and is the cause of many negative consequences (e.g., car crashes, violence, and death).

- Region A – North Country Regional Network http://www.nchcnh.org/CSAP_realnormal.php
- Region B – Lower Grafton County Regional Network http://www.bridges2prevention.org
- Region C – Lakes Region-Mount Washington Valley http://www.lrpph.org
- Region D – Sullivan County Regional Network http://www.preventionworksnh.org
- Region E – Capital Area Regional Network http://www.capitalprevention.org
- Region F – Southeastern Regional Network http://www.onevoicenh.org
- Region G – Monadnock Regional Network http://www.monadnockvoices.org
- Region H – Greater Manchester Regional Network http://www.makinithappen.org
- Region I – Greater Nashua Regional Network http://www.beyondinfluence.org
- Region J – Greater Rockingham County Regional Network http://www.asapnh.org

Student Assistance Program—Project SUCCESS	
Number of youth served	2,941
Number of parents served	4,283
Number of caregivers served	No data
Numbers pertain to the 12 months ending	06/30/2011
Program has been evaluated	No
Evaluation report is available	Not applicable
URL for evaluation report:	Not applicable
URL for more program information:	Not applicable

Program description: Project Schools Using Coordinated Community Efforts to Strengthen Students (SUCCESS) prevents and reduces substance use among high-risk high school–aged adolescents. The program places highly trained professionals in schools to provide a full range of substance use prevention and early intervention services. An individual with a graduate degree in social work,

counseling, or psychology who is experienced in providing substance abuse prevention counseling to adolescents is recruited to work in schools. This individual provides the school with a full range of substance abuse prevention and early intervention services to help decrease risk factors and enhance protective factors related to substance abuse. Program components include: Prevention Education Series, Individual Assessment, Prevention Education Series, Individual and Group Counseling, Individual Sessions, Parent Programs, and referral to appropriate agencies or practitioners in the community.

Underage Drinking Prevention Programs Operated or Funded by the State: Programs RELATED TO Underage Drinking

Ten Regional Networks (RNs)

URL for more program information: http://www.dhhs.nh.gov/dcbcs/bdas/prevention.htm

Program description: The 10 RNs address underage alcohol and drug use, including tobacco.

Additional Information Related to Underage Drinking Prevention Programs

State collaborates with federally recognized Tribal governments in the prevention of underage drinking	No recognized Tribal governments
Description of collaboration: Not applicable	
State has programs to measure and/or reduce youth exposure to alcohol advertising and marketing	No
Program description: Not applicable	
State has adopted or developed best practice standards for underage drinking prevention programs	Yes

Best practice standards description: The Bureau of Alcohol and Drug Services developed the New Hampshire Center for Excellence (NHCFEx), which provides technical assistance for contracted providers toward quality improvement, best practices, and evidence-based interventions. To best support evidence-based practices, the Center developed a depository of statewide data related to substance misuse, prevention, and treatment. NHCFEx conducts learning collaboratives for contracted prevention providers with a followup action onsite meeting.

Additional Clarification

Informative websites that support prevention:

- New Hampshire Center for Excellence provides online tools: http://www.nhcenterforexcellence.org
- Reducing smoking rates in New Hampshire residents through the use of evidence-based prevention and intervention strategies: http://www.dhhs.nh.gov/dphs/tobacco/index.htm
- New Hampshire Public Education website designed to help individuals, families, and communities become informed, get involved, get help, and find information on prevention efforts, effects of alcohol and drugs, guidance on recovery and treatment, and links to programs in the state: http://www.drugfreenh.org

State Interagency Collaboration

A state-level interagency governmental body/committee exists to coordinate or address underage drinking prevention activities	Yes

Committee contact information:

Name: Tym Rourke
E-mail: tr@nhcf.org
Address: 37 Pleasant Street, Concord, NH 03301
Phone: 603-225-6641

Agencies/organizations represented on the committee:

New Hampshire Department of Education
New Hampshire Department of Safety
New Hampshire Department of Corrections
New Hampshire Providers Associations
New Hampshire Attorney General

New Hampshire Liquor Commission Juvenile Justice Services New Hampshire Administrative Judge of District and Municipal Courts New Hampshire Health and Human Services National Guard Adjunct General
A website or other public source exists to describe committee activities Yes URL or other means of access: http://www.dhhs.nh.gov/dcbcs/bdas/commission.htm

Underage Drinking Reports
State has prepared a plan for preventing underage drinking in the last 3 years Yes
Prepared by: The Alcohol and Other Drugs (AOD) Prevention Logic Model was developed by representatives of the Bureau of Drug and Alcohol Services, Governors' Commission on Alcohol and Other Drug Prevention, Intervention, and Treatment, and the Center for Excellence. Plan can be accessed via: http://www.nhcenterforexcellence.org
State has prepared a report on preventing underage drinking in the last 3 years Yes Prepared by: Bureau of Drug and Alcohol Services Plan can be accessed via: The strategic prevention framework final report is available as a PDF document and can be provided upon request. It is not posted online.
Additional Clarification
Overcoming the Impact of Alcohol and Other Drug Problems: A Plan for New Hampshire http://www.dhhs.nh.gov/dcbcs/bdas/plan.htm

State Expenditures for the Prevention of Underage Drinking	
Compliance checks/decoy operations in retail outlets:	
Estimate of state funds expended	$0
Estimate based on the 12 months ending	12/31/2011
Checkpoints and saturation patrols:	
Estimate of state funds expended	$0
Estimate based on the 12 months ending	12/31/2011
Community-based programs to prevent underage drinking:	
Estimate of state funds expended	$1,117,200
Estimate based on the 12 months ending	06/30/2011
K–12 school-based programs to prevent underage drinking:	
Estimate of state funds expended	$100,000
Estimate based on the 12 months ending	06/30/2011
Programs targeted to institutes of higher learning:	
Estimate of state funds expended	Data not available
Estimate based on the 12 months ending	Data not available
Programs that target youth in the juvenile justice system:	
Estimate of state funds expended	$80,000
Estimate based on the 12 months ending	06/30/2011
Programs that target youth in the child welfare system:	
Estimate of state funds expended	Data not available
Estimate based on the 12 months ending	Data not available
Other programs:	
Programs or strategies included: The http://drugfreenh.org website's Center for Excellence is a contractor that provides technical assistance (TA) to contracted prevention professionals toward best practices for screening and education of adults who are older.	
Estimate of state funds expended	$173,550
Estimate based on the 12 months ending	06/30/2011

Funds Dedicated to Underage Drinking	
State derives funds dedicated to underage drinking from the following revenue streams:	
Taxes	No
Fines	No
Fees	No
Other	No data
Description of funding streams and how they are used:	
No data	
Additional Clarification	
None given	

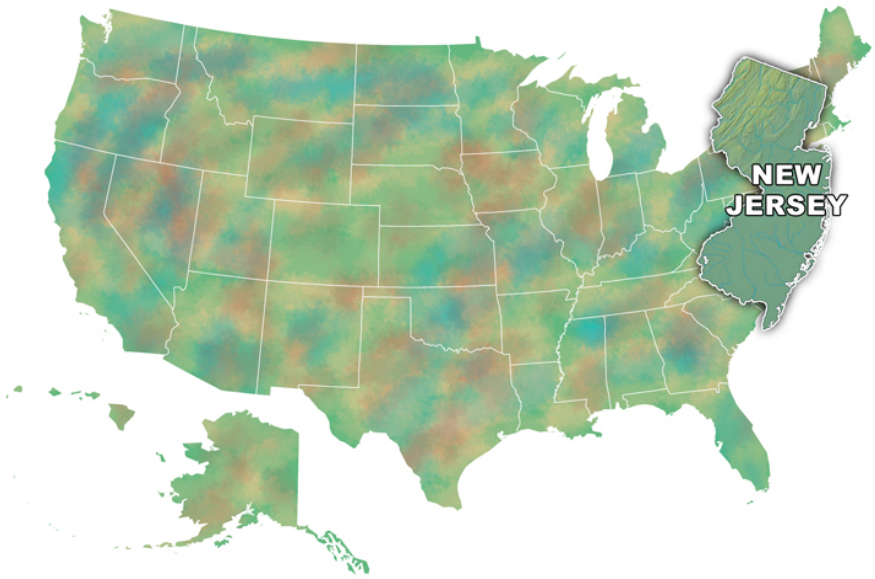

New Jersey

State Profile and Underage Drinking Facts*

State Population: 8,821,155
Population Ages 12–20: 1,064,000

	Percentage	Number
Ages 12–20		
Past-Month Alcohol Use	29.7	316,000
Past-Month Binge Alcohol Use	20.2	214,000
Ages 12–14		
Past-Month Alcohol Use	2.9	9,000
Past-Month Binge Alcohol Use	1.2	4,000
Ages 15–17		
Past-Month Alcohol Use	28.8	112,000
Past-Month Binge Alcohol Use	16.6	65,000
Ages 18–20		
Past-Month Alcohol Use	53.9	195,000
Past-Month Binge Alcohol Use	40.4	146,000
Alcohol-Attributable Deaths (under 21)		85
Years of Potential Life Lost (under 21)		5,051
	Percentage of All Traffic Fatalities	**Number**
Traffic Fatalities, 15- to 20-Year-Old Drivers with BAC > 0.01	24.0	18

* See Appendix C for data sources.

Laws Addressing Minors in Possession of Alcohol

Underage Possession of Alcohol

Possession is prohibited with the following exception(s):

- Private location

Underage Consumption of Alcohol

Consumption is prohibited with the following exception(s):

- Private location

Internal Possession by Minors

Internal possession is not explicitly prohibited.

Underage Purchase of Alcohol

Purchase is prohibited and there is NO ALLOWANCE for youth purchase for law enforcement purposes.

False Identification for Obtaining Alcohol

Provision(s) Targeting Minors

- Use of a false ID to obtain alcohol is a criminal offense.
- Penalty may include driver's license suspension through a judicial procedure.

Provision(s) Targeting Suppliers

- It is a criminal offense to lend, transfer, or sell a false ID.

Provisions Targeting Retailers

- Licenses for drivers under age 21 are easily distinguishable from those for drivers age 21 and older.
- Specific affirmative defense—the retailer inspected the false ID and came to a reasonable conclusion based on its appearance that it was valid.

Laws Targeting Underage Drinking and Driving

BAC Limits: Youth (Underage Operators of Noncommercial Motor Vehicles)

- BAC limit: 0.01
- BAC level at or above the limit is per se (conclusive) evidence of a violation.
- Applies to drivers under age 21.

Loss of Driving Privileges for Alcohol Violations by Minors ("Use/Lose Laws")

Use/lose penalties apply to minors under age 21.

Type(s) of Violation Leading to Driver's License Suspension, Revocation, or Denial

- Underage purchase

Authority To Impose Driver's License Sanction

- Mandatory

Length of Suspension/Revocation
- 180 days

Graduated Driver's License

Learner Stage
- Minimum entry age: 16
- Minimum learner-stage period: 6 months
- No minimum supervised driving requirement

Intermediate Stage
- Minimum age: 17
- Unsupervised night driving
  - Prohibited after: 11:01 p.m.
  - Primary enforcement of the night-driving rule
- Passenger restrictions exist: No more than one unrelated passenger under 21, unless additional passengers are dependents of the driver
  - Primary enforcement of the passenger-restriction rule

License Stage
- Minimum age to lift restrictions: 18

Laws Targeting Alcohol Suppliers

Furnishing Alcohol to Minors

Furnishing is prohibited with the following exception(s):
- Parent/guardian

Compliance Check Protocols

No data

Penalty Guidelines for Sales to Minors
- Time period/conditions: Not specified
- First offense: 15-day license suspension
- Second offense: 30-day license suspension
- Third offense: 45-day license suspension
- Fourth offense: License revocation

Note: Guidelines apply for sales to 18- to 20-year-olds. Penalties are doubled for sales to minors under age 18. Department may accept a monetary offer in compromise for all or part of license suspensions.

Responsible Beverage Service

Mandatory Beverage Service Training for Licensees, Managers
- Applies only to off-sale establishments
- Applies only to new outlets

Minimum Ages for Off-Premises Sellers

- Beer: 18
- Wine: 18
- Spirits: 18

Minimum Ages for On-Premises Sellers

- Beer: 18 for both servers and bartenders
- Wine: 18 for both servers and bartenders
- Spirits: 18 for both servers and bartenders

Distance Limitations for New Alcohol Outlets Near Universities and Schools

Colleges and Universities

- No distance limitation

Primary and Secondary Schools

Prohibitions against outlet siting:

- Off-premises outlets: Yes—within 200 feet, unless waived by school
- On-premises outlets: Yes—within 200 feet, unless waived by school
- Alcohol products: Beer, wine, spirits

Dram Shop Liability

Statutory liability exists.

Social Host Liability Laws

There is no statutory liability.

Note: Componile v. Maybee held that a social host who furnishes excessive amounts of alcoholic beverages to a visibly intoxicated minor, knowing the minor is about drive a car on the public highways, may be liable to a third party injured in an automobile accident. At the federal level, the court in *A.B. v. Johnson* held that a social host owes a duty of care to not furnish or not negligently provide alcohol to any of his or her guests that are minors, and in the event that a social host does furnish alcohol to a minor and breaches his or her duty, that host may be held liable for whatever reasonably foreseeable harm the provision of alcohol proximately caused.

Host Party Laws

Social host law is not specifically limited to underage drinking parties.

- Action by underage guest that triggers violation: Consumption
- Property type(s) covered by liability law: Residence, outdoor, other
- Standard for hosts' knowledge or action regarding the party: Overt act—host must have actual knowledge and commit an act that contributes to the occurrence.
- Exception(s): Family

Retailer Interstate Shipments of Alcohol

Prohibition against retailer interstate shipments:

- Beer: Uncertain
- Wine: Uncertain
- Spirits: Uncertain

Direct Sales/Shipments of Alcohol by Producers

Direct sales/shipments from producers to consumers are not permitted.

Keg Registration

Registration is not required.

Alcohol Pricing Policies

Home Delivery

- Beer: Permitted—delivery vehicles must display a transit insignia to identify the vehicle as having authority to transport alcohol.
- Wine: Permitted—delivery vehicles must display a transit insignia to identify the vehicle as having authority to transport alcohol.
- Spirits: Permitted—delivery vehicles must display a transit insignia to identify the vehicle as having authority to transport alcohol.

Alcohol Tax

- Beer (5 percent alcohol): Specific excise tax is $0.12 per gallon.
- Wine (12 percent alcohol): Specific excise tax is $0.88 per gallon.
- Spirits (40 percent alcohol): Specific excise tax is $5.50 per gallon.

Drink Specials

- Free beverages: Not prohibited—licensee may offer a free drink on a case-by-case basis
- Multiple servings at one time: Not prohibited
- Multiple servings for same price as single serving: Prohibited
- Reduced price at specified day or time: Not prohibited
- Unlimited beverages: Prohibited
- Increased volume: Not prohibited

Wholesale Pricing

Pricing restrictions exist.

Beer (5 percent alcohol)

- Minimum markup/Maximum discount: Yes—no sales below cost
- Price posting requirements: Post and hold—1 month minimum
- Retailer credit: Restricted—30 days maximum

Wine (12 percent alcohol)

- Minimum markup/Maximum discount: Yes—no sales below cost
- Price posting requirements: Post and hold—1 month minimum
- Retailer credit: Restricted—30 days maximum

Spirits (40 percent alcohol)

- Minimum markup/Maximum discount: Yes—no sales below cost
- Price posting requirements: Post and hold—1 month minimum
- Retailer credit: Restricted—30 days maximum

New Jersey State Survey Responses

State Agency Information	
Agency with primary responsibility for enforcing underage drinking laws:	
New Jersey Division of Alcoholic Beverage Control (NJABC)	
Methods by which local and state enforcement agencies coordinate their efforts to enforce laws prohibiting underage drinking:	
NJABC and local enforcement agencies have dual jurisdiction in the enforcement of the New Jersey Alcoholic Beverage Control Act and its complementary administrative regulations. The NJABC works closely with local enforcement agencies, because the local agencies generally know the problem establishments; the NJABC has undercover officers who can easily enter the establishments to observe illegal activity.	
Enforcement Strategies	
State law enforcement agencies use:	
Cops in Shops	Yes
Shoulder Tap Operations	No
Party Patrol Operations or Programs	No
Underage Alcohol–Related Fatality Investigations	Yes
Local law enforcement agencies use:	
Cops in Shops	Yes
Shoulder Tap Operations	No
Party Patrol Operations or Programs	Yes
Underage Alcohol–Related Fatality Investigations	No
State has a program to investigate and enforce direct sales/shipment laws	Yes
Primary state agency responsible for enforcing laws addressing direct sales/shipments of alcohol to minors	NJABC
Such laws are also enforced by local law enforcement agencies	No
Enforcement Statistics	
State collects data on the number of minors found in possession	Yes
Number of minors found in possession[1] by state law enforcement agencies	200
Number pertains to the 12 months ending	12/31/2012
Data include arrests/citations issued by local law enforcement agencies	No
State conducts underage compliance checks/decoy operations[2] to determine if alcohol retailers are complying with laws prohibiting sales to minors	No
Data are collected on these activities	No
Number of licensees checked for compliance by state agencies	Data not collected
Number of licensees that failed state compliance checks	Data not collected
Numbers pertain to the 12 months ending	Data not collected
Local agencies conduct underage compliance checks/decoy operations to determine if alcohol retailers are complying with laws prohibiting sales to minors	No
Data are collected on these activities	No
Number of licensees checked for compliance by local agencies	Data not collected
Number of licensees that failed local compliance checks	Data not collected
Numbers pertain to the 12 months ending	Data not collected
Sanctions	
State collects data on fines imposed on retail establishments that furnish minors	Yes
Number of fines imposed by the state[3]	6
Total amount in fines across all licensees	$20,097
Numbers pertain to the 12 months ending	12/31/2012

State collects data on license suspensions imposed on retail establishments specifically for furnishing minors	Yes
Number of suspensions imposed by the state[4]	7
Total days of suspensions across all licensees	123
Numbers pertain to the 12 months ending	12/31/2012
State collects data on license revocations imposed on retail establishments specifically for furnishing minors	Yes
Number of license revocations imposed[5]	0
Numbers pertain to the 12 months ending	12/31/2012

Additional Clarification

All administrative enforcement actions against a licensed premise are charged in terms of suspension or revocation of a license. By statute, only the NJABC is allowed to accept a fine in lieu of suspension. The fine is based on a formula that takes into account the profits from the sale of alcohol that would occur if allowed to operate during the time called for in the suspension.

[1]Or having consumed or purchased per state statutes.
[2]Underage compliance checks/decoy operations to determine whether alcohol retailers are complying with laws prohibiting sales to minors.
[3]Does not include fines imposed by local agencies.
[4]Does not include suspensions imposed by local agencies.
[5]Does not include revocations imposed by local agencies.

Underage Drinking Prevention Programs Operated or Funded by the State: Programs SPECIFIC TO Underage Drinking

New Jersey State Childhood Drinking (CD) Coalition

Number of youth served	12,218
Number of parents served	5,626
Number of caregivers served	No data
Numbers pertain to the 12 months ending	6/30/2011
Program has been evaluated	Yes
Evaluation report is available	No
URL for evaluation report:	Not applicable
URL for more program information:	http://www.njpn.org/programs-and-services/parents-who-host-lose-the-most

Program description: The New Jersey Prevention Network's (NJPN) statewide CD coalitions were developed to bring together key stakeholders to work together to prevent and reduce underage drinking throughout the state. The CD coalitions provide underage drinking prevention programming to support environmental strategies that reduce early first use and, thus, the consequences of consumption. NJPN coordinates a statewide coalition, and member agencies in every county coordinate local CD coalitions (21 in total), partnering with agencies and organizations that work with or support youth ages 8 to 14 and their families. The program is designed to raise awareness about the seriousness and consequences of underage drinking in each New Jersey county, strengthen the statewide network of CD coalitions, build their capacity to bring about changes in their communities, and advocate for positive environmental change that will support underage drinking prevention efforts.

Each local CD coalition

- Recruits members to include a diverse participant group representative of its community.
- Implements environmental strategies that reduce alcohol use by youth, such as "Private Property Ordinances," 911 lifeline legislation, and community outreach programs (e.g., "Sticker Shock").
- Observes Alcohol Awareness Month and uses town meetings to increase public awareness of the dangers of underage drinking, targeting concerned professionals, parents, and young people.
- Conducts programs like "Parents Who Host, Lose the Most" to educate, alert, and inform parents about the dangers of underage drinking and the serious consequences that can result in use by young people.
- Uses evidence-based curriculum materials such as "Too Smart To Start" and "Reach Out Now" to

develop a youth program that will increase awareness of the dangers of youth alcohol use.
- Facilitates workshops to raise awareness of the seriousness and dangers of underage drinking.
- Advocates for policy changes related to underage drinking at state and local levels.

NJPN's CD coalitions focus on preventing children ages 8 to 14 from engaging in underage drinking. However, program activities also focus on educating youth's spheres of influence—including parents, professionals, and community members—on the dangers and consequences of underage drinking.

The network of coalitions addresses a variety of risk factors including:
- Community laws and norms favorable toward alcohol use (community risk factor).
- Parental attitudes and involvement in drug use (family risk factor).
- Friends who engage in the problem behavior and early initiation of the problem behavior (individual risk factors).

Individuals served to date: On an annual basis, the coalitions provide direct programs and services to more than 18,000 youth, parents, and professionals.

Program outcomes: Through strong community mobilization efforts made by the statewide network of coalitions for positive environmental changes related to underage drinking, New Jersey successfully passed 911 Lifeline legislation in October 2009 to reduce the fear and hesitation that may occur when youth have friends in danger due to alcohol use and are in need of medical assistance. Youth are now able to call 911 without incurring any alcohol use/possession violations for them or for their friends. Additionally, the CD coalition members target local ordinances regarding drinking on private property as an area of concern. New Jersey allows municipalities to enact local ordinances that issue penalties for minors who possess or consume alcohol on private property. New Jersey has 566 municipalities, and as a result of the CD coalitions' efforts, over 51 percent now have enacted private property ordinances in an effort to reduce underage drinking. The Childhood Drinking Coalition was selected for participation in the 2011 Service to Science Initiative.

Dangers of Underage Drinking Prevention Contest

Number of youth served	No data
Number of parents served	No data
Number of caregivers served	No data
Numbers pertain to the 12 months ending	No data
Program has been evaluated	No
Evaluation report is available	Not applicable
URL for evaluation report:	Not applicable
URL for more program information:	http://www.drugfreenj.org/2010_dud

Program description: The "Listen-Up to the Dangers of Underage Drinking" Radio Public Service Announcement (PSA) Initiative is a contest for middle school students. The "Listen-Up" program challenged young people to create a script for a 30-second radio PSA that talked directly to parents about the dangers of underage alcohol use. The winning students produced and starred in the radio spots, which were produced in English and Spanish and will be distributed to stations in the New York, New Jersey, and Philadelphia media markets.

Additionally, the "Dangers of Underage Drinking" Billboard/Calendar Competition was held for the eighth year. This statewide initiative is designed to encourage middle school students and their parents to work together to create billboard/calendar messages with the theme, "Dangers of Underage Drinking." Thirteen winning messages were chosen to be featured on a calendar that was distributed to middle schools at the start of the 2011 calendar year.

Camden County Council on Alcoholism and Drug Abuse (CCCADA)—Communities Mobilizing for Change on Alcohol

Number of youth served	4,115
Number of parents served	825
Number of caregivers served	238
Numbers pertain to the 12 months ending	06/30/2011
Program has been evaluated	Yes

Evaluation report is available	No
URL for evaluation report:	Not applicable
URL for more program information:	No data

Program description: CCCADA is utilizing the Communities Mobilizing for Change on Alcohol curriculum, a SAMHSA/Center for Substance Abuse Prevention (CSAP)–approved Model Program designed to utilize community-organizing strategies to reduce youth access to alcohol. Through Project CARE, CCCADA coordinates with local community event organizers to reduce adolescent access to alcohol, provide educational workshops and forums, initiate a media campaign, offer family skate nights to the community, and establish a youth initiative called "Teens Exposing Alcohol Myths (TEAM)." CCADA has partnered with the Camden City Public Schools and the First Nazarene Baptist Church in the delivery of these services.

Center for Prevention and Counseling, Community Trials Intervention.

Number of youth served	3,687
Number of parents served	914
Number of caregivers served	117
Numbers pertain to the 12 months ending	06/30/2011
Program has been evaluated	Yes
Evaluation report is available	No
URL for evaluation report:	Not applicable
URL for more program information:	No data

The Center for Prevention and Counseling has implemented the Community Trials Intervention for High Risk Drinking program specifically in the town of Hopatcong**.** This community-based environmental change program focuses on the primary strategies of collaboration, policy, and enforcement, and is enhanced with communication and alternative programming activities. The agency employs five environmental strategies indicated in the curriculum: limit alcohol access, encourage responsible beverage service, reduce underage drinking, increase actual and perceived risk of arrest from driving after drinking, and mobilize the community. This curriculum has also taken into account the Strategic Prevention Framework that the Department of Addiction Services (DAS) has undertaken and will also encompass into its program delivery: assessment, capacity, planning, implementation, and evaluation.

Underage Drinking Prevention Programs Operated or Funded by the State: Programs RELATED TO Underage Drinking

Numerous Federal Block Grant Funded Programs

URL for more program information: http://www.state.nj.us/humanservices/das/prevention

Program description: Throughout the state, there have been 53 total awards—50 community-level and 3 special projects. Services target high-risk individuals or groups in each of New Jersey's 21 counties that were identified by each county according to risk and protective factor domains (family, community, school, individual/peer). Grantees are required to use evidence-based programs or strategies.

Additional Information Related to Underage Drinking Prevention Programs

State collaborates with federally recognized Tribal governments in the prevention of underage drinking	No recognized Tribes
Description of collaboration:	Not applicable
State has programs to measure and/or reduce youth exposure to alcohol advertising and marketing	Yes

Program description: The Partnership for a Drug-Free New Jersey (PDFNJ) uses any and all media and formats to spread its message. PDFNJ communicates with the public through television, radio, and print: billboards; Port Authority (PATH) and New Jersey Transit signs; ads donated by Bell Atlantic in the Yellow Pages; and a host of other nontraditional communication opportunities. Working with the New Jersey media to "unsell" drugs to the people—especially young people—of New Jersey continues to be PDFNJ's central responsibility. It receives most of its creative work from the Partnership for a Drug-Free America, which, in turn, works with the top

advertising agencies in the nation. PDFNJ does not pay for any advertising time, and it is deeply grateful for support from the New Jersey media and other organizations.	
State has adopted or developed best practice standards for underage drinking prevention programs	Yes
Best practice standards description: DAS and the Governor's Council on Alcoholism and Drug Abuse fund only programs that have an evidence-based record of effectiveness in preventing underage drinking. Additionally, the Statewide Childhood Drinking Coalitions use a risk and protective factor framework in the development and delivery of community-based coalition activities. As indicated previously, the Coalition has been selected for participation in the 2011 Service to Science Initiative.	
Additional Clarification	
None given	

State Interagency Collaboration	
A state-level interagency governmental body/committee exists to coordinate or address underage drinking prevention activities	No
Committee contact information: Not applicable	
Agencies/organizations represented on the committee: Not applicable	
A website or other public source exists to describe committee activities	
URL or other means of access: Not applicable	

Underage Drinking Reports	
State has prepared a plan for preventing underage drinking in the last 3 years	No
Prepared by: Not applicable	
Plan can be accessed via: Not applicable	
State has prepared a report on preventing underage drinking in the last 3 years	Yes
Prepared by: Statewide Childhood Drinking Coalition	
Plan can be accessed via: Not applicable	
Additional Clarification	
None given	

State Expenditures for the Prevention of Underage Drinking	
Compliance checks/decoy operations in retail outlets:	
Estimate of state funds expended	$150,000
Estimate based on the 12 months ending	12/31/2012
Checkpoints and saturation patrols:	
Estimate of state funds expended	Data not available
Estimate based on the 12 months ending	Data not available
Community-based programs to prevent underage drinking:	
Estimate of state funds expended	$4,500,000
Estimate based on the 12 months ending	06/30/2011
K–12 school-based programs to prevent underage drinking:	
Estimate of state funds expended	$200,000
Estimate based on the 12 months ending	06/30/2011
Programs targeted to institutes of higher learning:	
Estimate of state funds expended	$175,000
Estimate based on the 12 months ending	06/30/2011

Programs that target youth in the juvenile justice system:	
Estimate of state funds expended	Data not available
Estimate based on the 12 months ending	Data not available
Programs that target youth in the child welfare system:	
Estimate of state funds expended	Data not available
Estimate based on the 12 months ending	Data not available
Other programs:	
Programs or strategies included: No data	
Estimate of state funds expended	Not applicable
Estimate based on the 12 months ending	Not applicable

Funds Dedicated to Underage Drinking	
State derives funds dedicated to underage drinking from the following revenue streams:	
Taxes	No
Fines	Yes
Fees	No
Other	No data
Description of funding streams and how they are used:	
Drug Enforcement Demand Reduction monies fund the work of the community-based Municipal Alliances around the state.	
Additional Clarification	
None given	

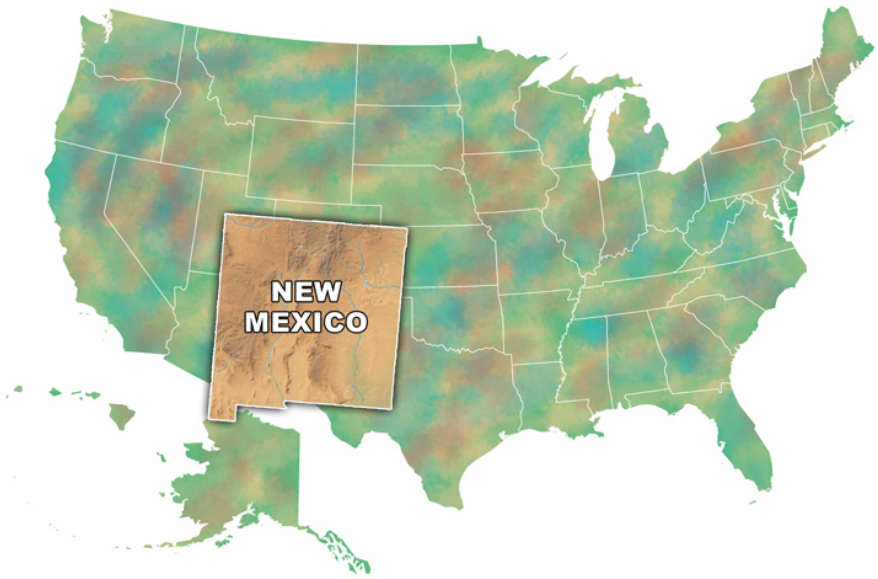

New Mexico

State Profile and Underage Drinking Facts*

State Population: 2,082,224
Population Ages 12–20: 256,000

	Percentage	Number
Ages 12–20		
Past-Month Alcohol Use	24.6	63,000
Past-Month Binge Alcohol Use	16.9	43,000
Ages 12–14		
Past-Month Alcohol Use	6.0	5,000
Past-Month Binge Alcohol Use	3.5	3,000
Ages 15–17		
Past-Month Alcohol Use	22.7	19,000
Past-Month Binge Alcohol Use	16.3	13,000
Ages 18–20		
Past-Month Alcohol Use	43.0	39,000
Past-Month Binge Alcohol Use	29.5	27,000
Alcohol-Attributable Deaths (under 21)		48
Years of Potential Life Lost (under 21)		2,833
	Percentage of All Traffic Fatalities	**Number**
Traffic Fatalities, 15- to 20-Year-Old Drivers with BAC > 0.01	24.0	13

* See Appendix C for data sources.

Laws Addressing Minors in Possession of Alcohol

Underage Possession of Alcohol

Possession is prohibited with the following exception(s):

- Private location AND EITHER
- Parent/guardian OR
- Spouse

Note: In New Mexico, possession of alcoholic beverages by a person under 21 is specifically allowed when "a parent, legal guardian or adult spouse of a minor serves alcoholic beverages to that minor on real property, other than licensed premises, under the control of the parent, legal guardian or adult spouse."

Underage Consumption of Alcohol

Consumption is not explicitly prohibited.

Internal Possession by Minors

Internal possession is not explicitly prohibited.

Underage Purchase of Alcohol

Purchase is prohibited and there is NO ALLOWANCE for youth purchase for law enforcement purposes.

False Identification for Obtaining Alcohol

Provision(s) Targeting Minors

- Use of a false ID to obtain alcohol is a criminal offense.
- There is no driver's license suspension procedure.

Provision(s) Targeting Suppliers

- It is a criminal offense to lend, transfer, or sell a false ID.

Provisions Targeting Retailers

- Licenses for drivers under age 21 are easily distinguishable from those for drivers age 21 and older.
- Specific affirmative defense—the retailer inspected the false ID and came to a reasonable conclusion based on its appearance that it was valid.

Laws Targeting Underage Drinking and Driving

BAC Limits: Youth (Underage Operators of Noncommercial Motor Vehicles)

- BAC limit: 0.02
- BAC level at or above the limit is per se (conclusive) evidence of a violation
- Applies to drivers under age 21

Loss of Driving Privileges for Alcohol Violations by Minors ("Use/Lose Laws")

Use/lose penalties apply to minors under age 18.

Type(s) of Violation Leading to Driver's License Suspension, Revocation, or Denial
- Underage purchase
- Underage possession

Authority To Impose Driver's License Sanction
- Discretionary

Length of Suspension/Revocation
- 90 days

Graduated Driver's License

Learner Stage
- Minimum entry age: 15
- Minimum learner-stage period: 6 months
- Minimum supervised driving requirement: 50 hours—10 of which must be at night

Intermediate Stage
- Minimum age: 15 years, 6 months
- Unsupervised night driving
  - Prohibited after: 12 a.m.
  - Primary enforcement of the night-driving rule
- Passenger restrictions exist: No more than one unrelated passenger under 21
  - Primary enforcement of the passenger-restriction rule

License Stage
- Minimum age to lift restrictions: 16 years, 6 months

Laws Targeting Alcohol Suppliers

Furnishing Alcohol to Minors

Furnishing is prohibited with the following exception(s):
- Private location AND EITHER
- Parent/guardian OR
- Spouse

Note: In New Mexico, furnishing of alcoholic beverages to a person under 21 is specifically allowed when "a parent, legal guardian or adult spouse of a minor serves alcoholic beverages to that minor on real property, other than licensed premises, under the control of the parent, legal guardian or adult spouse," or when "alcoholic beverages are used in the practice of religious beliefs" (see N.M. Stat. Ann. § 60-7B-1(B)).

Compliance Check Protocols

Age of Decoy
- Minimum: 18
- Maximum: 20

Appearance Requirements
- Age-appropriate appearance
- No sunglasses or caps
- Male: No facial hair
- Female: No excessive makeup

ID Possession
- Required

Verbal Exaggeration of Age
- Prohibited

Decoy Training
- Not specified

Penalty Guidelines for Sales to Minors

- Time period/conditions: 1 year
- First offense: $1,000–$,2000 fine and 1-day license suspension
- Second offense: $2,000–$3,000 fine and 7-day license suspension
- Third offense: $10,000 fine and license revocation

Responsible Beverage Service

Mandatory Beverage Service Training for Managers, Servers
- Applies to both on-sale and off-sale establishments
- Applies to both new and existing outlets

Minimum Ages for Off-Premises Sellers

- Beer: 21
- Wine: 21
- Spirits: 21

Minimum Ages for On-Premises Sellers

- Beer: 19 for servers and 21 for bartenders
- Wine: 19 for servers and 21 for bartenders
- Spirits: 19 for servers and 21 for bartenders

Distance Limitations for New Alcohol Outlets Near Universities and Schools

Colleges and Universities
- Limitations on outlet siting:
  - Off-premises outlets: Yes—within 300 feet. Local government has authority to override state restrictions.
  - On-premises outlets: Yes—within 300 feet. Local government has authority to override state restrictions.
  - Alcohol products: Beer, wine, spirits

Primary and Secondary Schools

- Prohibitions against outlet siting:
  - Off-premises outlets: Yes—within 300 feet. Local government has authority to override state restrictions.
  - On-premises outlets: Yes—within 300 feet. Local government has authority to override state restrictions.
  - Alcohol products: Beer, wine, spirits

Dram Shop Liability

Statutory liability exists.

Note: Limitations on damages in N.M. Stat. Ann. § 41-11-1(I) held unconstitutional by the New Mexico Supreme Court (*Trujillo v. City of Albuquerque*).

Social Host Liability Laws

Statutory liability exists subject to the following conditions:

- Limitations on elements/standards of proof: Alcohol must be furnished recklessly in disregard of the rights of others, including the social guest.

Note: Limitations on damages in N.M. Stat. Ann. § 41-11-1(I) held unconstitutional by the New Mexico Supreme Court (*Trujillo v. City of Albuquerque*).

Host Party Laws

No state-imposed liability for hosting underage drinking parties

Retailer Interstate Shipments of Alcohol

Prohibition against retailer interstate shipments:

- Beer: Prohibited
- Wine: Uncertain
- Spirits: Prohibited

Note: An individual or licensee, except for a person holding a winery license, in a state which affords New Mexico licensees or individuals an equal reciprocal shipping privilege may ship, for personal use and not for resale, no more than two cases of wine (no more than 9 liters each case) per month to any adult resident of the state. Delivery of a shipment pursuant to this section shall not be deemed to constitute a sale in this state.

Direct Sales/Shipments of Alcohol by Producers

Direct sales/shipments from producers to consumers are permitted for wine with the following restrictions:

Age Verification Requirements: None

State Approval/Permit Requirements

- Producer/shipper must obtain state permit.
- State must approve common carrier.

Reporting Requirements: None

Shipping Label Statement Requirements

- Contains alcohol
- Recipient must be 21

Keg Registration

- Keg definition: More than 6 gallons
- Purchaser information collected:
  - Purchaser's name and address
  - Verified by a government-issued ID
- Warning information to purchaser: Active—purchaser action required (e.g., signature)
- Deposit: Not required
- Provisions do not specifically address disposable kegs.

Alcohol Pricing Policies

Home Delivery

- Beer: No law
- Wine: No law
- Spirits: No law

Alcohol Tax

- Beer (5 percent alcohol): Specific excise tax is $0.41 per gallon.
- Wine (12 percent alcohol): Specific excise tax is $1.70 per gallon.
- Spirits (40 percent alcohol): Specific excise tax is $6.06 per gallon.

Drink Specials

- Free beverages: Not prohibited—licensee may offer a free drink on a case-by-case basis.
- Multiple servings at one time: Not prohibited
- Multiple servings for same price as single serving: Prohibited
- Reduced price at specified day or time: Not prohibited
- Unlimited beverages: Prohibited
- Increased volume: Not prohibited

Wholesale Pricing

Pricing restrictions exist.

Beer (5 percent alcohol)

- Retailer credit: Restricted—30 days maximum

Wine (12 percent alcohol)

- Retailer credit: Restricted—30 days maximum

Spirits (40 percent alcohol)

- Retailer credit: Restricted—30 days maximum

New Mexico State Survey Responses

State Agency Information	
Agency with primary responsibility for enforcing underage drinking laws:	
New Mexico Department of Public Safety, Special Investigations Division (SID)	
Methods by which local and state enforcement agencies coordinate their efforts to enforce laws prohibiting underage drinking:	
Training by SID to other Law Enforcement Agencies. Joint operations with other Law Enforcement Agencies such as Minor Compliance and Shoulder Tap Operations.	
Enforcement Strategies	
State law enforcement agencies use:	
Cops in Shops	Yes
Shoulder Tap Operations	Yes
Party Patrol Operations or Programs	No
Underage Alcohol–Related Fatality Investigations	No
Local law enforcement agencies use:	
Cops in Shops	No
Shoulder Tap Operations	Yes
Party Patrol Operations or Programs	Yes
Underage Alcohol–Related Fatality Investigations	No
State has a program to investigate and enforce direct sales/shipment laws	No
Primary state agency responsible for enforcing laws addressing direct sales/shipments of alcohol to minors	Not applicable
Such laws are also enforced by local law enforcement agencies	No data
Enforcement Statistics	
State collects data on the number of minors found in possession	Yes
Number of minors found in possession by state law enforcement agencies	172
Number pertains to the 12 months ending	12/31/2011
Data include arrests/citations issued by local law enforcement agencies	No
State conducts underage compliance checks/decoy operations[2] to determine if alcohol retailers are complying with laws prohibiting sales to minors	Yes
Data are collected on these activities	Yes
Number of licensees checked for compliance by state agencies	No data
Number of licensees that failed state compliance checks	141
Numbers pertain to the 12 months ending	12/31/2011
Local agencies conduct underage compliance checks/decoy operations to determine if alcohol retailers are complying with laws prohibiting sales to minors	Yes
Data are collected on these activities	No
Number of licensees checked for compliance by local agencies	Data not collected
Number of licensees that failed local compliance checks	Data not collected
Numbers pertain to the 12 months ending	Data not collected
Sanctions	
State collects data on fines imposed on retail establishments that furnish minors	No data
Number of fines imposed by the state[3]	No data
Total amount in fines across all licensees	No data
Numbers pertain to the 12 months ending	No data
State collects data on license suspensions imposed on retail establishments specifically for furnishing minors	No data
Number of suspensions imposed by the state[4]	No data
Total days of suspensions across all licensees	No data
Numbers pertain to the 12 months ending	No data

State collects data on license revocations imposed on retail establishments specifically for furnishing minors	No data
Number of license revocations imposed[5]	No data
Numbers pertain to the 12 months ending	No data
Additional Clarification	
None given	

[1]Or having consumed or purchased per state statutes.
[2]Underage compliance checks/decoy operations to determine whether alcohol retailers are complying with laws prohibiting sales to minors.
[3]Does not include fines imposed by local agencies.
[4]Does not include suspensions imposed by local agencies.
[5]Does not include revocations imposed by local agencies.

Underage Drinking Prevention Programs Operated or Funded by the State: Programs SPECIFIC TO Underage Drinking	
Santa Fe Underage Drinking Prevention Alliance	
Number of youth served	No data
Number of parents served	No data
Number of caregivers served	No data
Numbers pertain to the 12 months ending	No data
Program has been evaluated	Yes
Evaluation report is available	Yes
URL for evaluation report	Electronic copy will be available
URL for more program information	No data
Program description: The Santa Fe Underage Drinking Prevention Alliance is a city-based coalition dedicated to reducing underage drinking. The coalition focuses on changing community norms accepting of underage drinking, reducing retail access to alcohol, increasing enforcement of minimum legal drinking age (MLDA) and driving while intoxicated (DWI) laws and sanctions, increasing perceived risk of arrest for breaking alcohol-related laws, and lobbying for increases in alcohol pricing and taxes.	
Local DWI Programs	
Number of youth served	46,657
Number of parents served	9,783
Number of caregivers served	0
Numbers pertain to the 12 months ending	06/30/2011
Program has been evaluated	No
Evaluation report is available	Not applicable
URL for evaluation report	Not applicable
URL for more program information	No data
Program description: Comprehensive county-level DWI prevention programs exist in every New Mexico county, funded by a portion of the state alcohol excise tax. Some of the counties have specific underage drinking prevention components, mostly dedicated to delivering direct service educational curricula (e.g., Protecting You/Protecting Me); a handful of counties deliver Project Northland.	
Life of an Athlete (LoA)	
Number of youth served	4,359
Number of parents served	300
Number of caregivers served	50
Numbers pertain to the 12 months ending	04/30/2011
Program has been evaluated	Yes
Evaluation report is available	No
URL for evaluation report	Not applicable
URL for more program information	http://www.lifeofanathlete.com

Program description: LoA is an online educational program for high school students and their parents and coaches. It communicates the message that alcohol hinders peak athletic performance.	
Alcohol Literacy Challenge (ALC)	
Number of youth served	2,000
Number of parents served	1,000
Number of caregivers served	No data
Numbers pertain to the 12 months ending	06/30/2011
Program has been evaluated	Yes
Evaluation report is available	No
URL for evaluation report	Not applicable
URL for more program information	No data
Program description: ALC is a prevention curriculum targeted to 6th through 9th graders. The aim of ALC is to teach youth about alcohol expectancies and media literacy via hands-on activities within 90 minutes.	
Social Host Ordinance (SHO)	
Number of youth served	0
Number of parents served	No data
Number of caregivers served	No data
Numbers pertain to the 12 months ending	06/30/2012
Program has been evaluated	No
Evaluation report is available	No
URL for evaluation report	Not applicable
URL for more program information	No data
Program description: SHO is a state/local county partnership to educate local communities on the nature/location of underage drinking and then to implement SHOs at the county/city level to provide sanctions for adults who allow their property to be used for underage house parties. In the past 1½ years at least three New Mexico municipalities (Espanola, Moriarty, Santa Fe) have passed SHOs. Preliminary conversations have been held with two of these three municipalities to explore the possibility of conducting an evaluation of the effectiveness of SHOs in reducing underage drinking. These municipalities described challenges with enforcement of these SHOs, making outcome evaluation seem premature at this time.	

Underage Drinking Prevention Programs Operated or Funded by the State: Programs RELATED TO Underage Drinking	
Colfax County Youth Empowerment Services (CCYES)	
URL for more program information	No data
Program description: CCYES is an agency in Raton, New Mexico, focusing on decreasing easy retail and social access to alcohol; increasing enforcement of alcohol, tobacco, and drug laws; and increasing perceived risk among youth of arrest for breaking those laws.	
Counseling Associates, Inc. (CAI)	
URL for more program information	http://www.counselingassociatesinc.org
Program description: CAI is a behavioral health provider in Roswell. CAI delivers Dare To Be You to children ages 2 to 5 and their parents and Botvin's Life Skills to 3rd through 5th, 7th, and 8th grades.	
Five Sandoval Indian Pueblos	
URL for more program information	http://fsipinc.org/Community_Health.html#PreventionProgram
Program description: No data	
Hands Across Cultures	
URL for more program information	http://www.handsacrosscultures.org/home.html
Program description: No data	

North Central Community Based Services
URL for more program information http://www.nccbs.org
Program description: No data
Partnership for Community Action
URL for more program information http://www.abqpartnership.org/index.htm
Program description: No data
Pueblo of Laguna
URL for more program information No data
Program description: No data
Rocky Mountain Youth Corps
URL for more program information http://youthcorps.org
Program description: No data
Sandoval County DWI
URL for more program information No data
Program description: No data
San Juan County Partnership
URL for more program information http://sjcpartnership.org
Program description: No data

Additional Information Related to Underage Drinking Prevention Programs	
State collaborates with federally recognized Tribal governments in the prevention of underage drinking	Yes
Program description: The Office of Substance Abuse Prevention contracts with Pueblo of Laguna as well as five Sandoval Indian Pueblos (Cochiti, Jemez, Sandia, Santa Ana, and Zia) in New Mexico to provide substance abuse prevention services including prevention of underage drinking.	
State has programs to measure and/or reduce youth exposure to alcohol advertising and marketing	No
Program description: Not applicable	
State has adopted or developed best practice standards for underage drinking prevention programs	Yes
Best practice standards description: The Office of Substance Abuse Prevention (OSAP) funds only evidence-based programs (EBPs) shown to be effective on lists such as the National Registry of Evidence-Based Programs and Practices (NREPP). OSAP works with the State Epidemiological and Outcomes Workgroup (SEOW) to identify and select EBPs eligible for substance abuse prevention including underage drinking. The Local DWI Programs administered by the New Mexico Department of Finance and Administration (DFA) recently changed their requirements for prevention activities funded through the programs, to stipulate that all prevention activities must be "evidence-based or promising." The previous guidelines required that 60 percent of prevention activities be evidence based. DFA is currently developing a prevention page as part of the Local DWI website that will identify useable registries of evidence-based practices.	
Additional Clarification	
None given	

State Interagency Collaboration	
A state-level interagency governmental body/committee exists to coordinate or address underage drinking prevention activities	Yes
Committee contact information: Name: Karen Cheman, SEOW Director E-mail: Karen.cheman@state.nm.us Address: BHSD/HSD, 37 Plaza La Prensa, Santa Fe, NM 87502 Phone: 505-476-9270	
Agencies/organizations represented on the committee: Office of Substance Abuse Prevention, Behavioral Health Services Division/ Human Services Division Behavioral Health Services Division/Human Services Division Epidemiology & Response Division, Department of Health Pacific Institute for Research & Evaluation Traffic Safety Bureau, Department of Transportation Children, Youth & Families Department New Mexico Prevention Network Prevention Advocates Office of School & Adolescent Health, Department of Health OptumHealth	
A website or other public source exists to describe committee activities	No
URL or other means of access	Not applicable

Underage Drinking Reports	
State has prepared a plan for preventing underage drinking in the last 3 years	No
Prepared by	Not applicable
Plan can be accessed via	Not applicable
State has prepared a report on preventing underage drinking in the last 3 years	Yes
Prepared by	Survey Unit, Epidemiology and Response Division, Department of Health
Report can be accessed via	http://nmhealth.org/ERD/HealthData/YYRS/AlcoholReport_2007YRRS_HighSchool.pdf

Additional Clarification

SEOW is a state-level interagency body that addresses underage drinking activities within its mission to support state and public agencies and communities in preventing substance abuse, dependency, and related problems by identifying, collecting, analyzing, and disseminating data describing prevalance, severity, consumption, and consequences of alcohol, tobacco, and drug use in New Mexico.

The Substance Abuse Prevention Policy Consortium is a second interagency body that has been convened in the past year by the state Office of Substance Abuse Prevention. This group is currently working to develop a 5-year strategic plan for substance abuse prevention that will include an underage drinking prevention plan as one component. The group's participants are similar to the SEOW described above, except that participation: (1) is limited to state agencies, so excludes community-based coalitions (e.g., New Mexico Prevention Network; Prevention Advocates); and (2) includes some additional federal and state agency partners (e.g., National Guard; High Intensity Drug Trafficking Area; HSD Medicaid).

State Expenditures for the Prevention of Underage Drinking	
Compliance checks/decoy operations in retail outlets:	
Estimate of state funds expended	No data
Estimate based on the 12 months ending	No data
Checkpoints and saturation patrols:	
Estimate of state funds expended	No data
Estimate based on the 12 months ending	No data

Community-based programs to prevent underage drinking:	
Estimate of state funds expended	$550,000
Estimate based on the 12 months ending	06/30/2012
K–12 school-based programs to prevent underage drinking:	
Estimate of state funds expended	$1,105,000
Estimate based on the 12 months ending	06/30/2012
Programs targeted to institutes of higher learning:	
Estimate of state funds expended	$0
Estimate based on the 12 months ending	06/30/2012
Programs that target youth in the juvenile justice system:	
Estimate of state funds expended	$21,000
Estimate based on the 12 months ending	06/30/2012
Programs that target youth in the child welfare system:	
Estimate of state funds expended	$0
Estimate based on the 12 months ending	06/30/2012
Other programs:	
Programs or strategies included:	No data
Estimate of state funds expended	Not applicable
Estimate based on the 12 months ending	Not applicable

Funds Dedicated to Underage Drinking

State derives funds dedicated to underage drinking from the following revenue streams:	
Taxes	Yes
Fines	No data
Fees	No data
Other	No data

Description of funding streams and how they are used:

A portion (approximately 40 percent) of annual state alcohol excise tax revenue is allocated, by statute, to county-level local DWI prevention programs. These county programs allocate these funds, in turn, to treatment, prevention, law enforcement, compliance monitoring, and other activities, of which prevention is a substantial portion (roughly 20 percent of the total in FY2013). Of the funds allocated for prevention, roughly 60 percent is allocated for underage drinking prevention.

Additional Clarification

The estimates of state-funded underage drinking prevention activities reported above are likely an underestimate, since they do not include estimates for certain programs for which information was not received by the survey submission date.

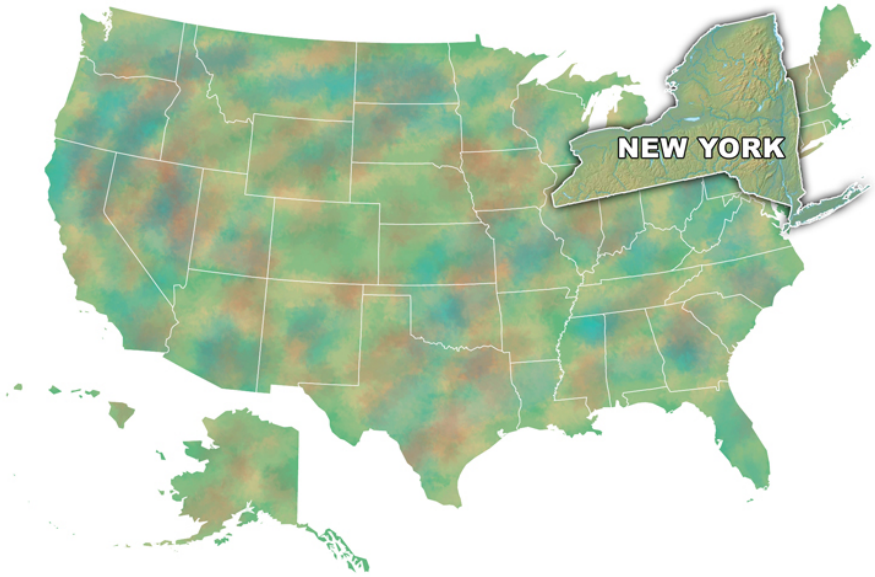

New York

State Profile and Underage Drinking Facts*

State Population: 19,465,197
Population Ages 12–20: 2,403,000

	Percentage	Number
Ages 12–20		
Past-Month Alcohol Use	31.4	755,000
Past-Month Binge Alcohol Use	19.4	465,000
Ages 12–14		
Past-Month Alcohol Use	5.2	38,000
Past-Month Binge Alcohol Use	1.9	14,000
Ages 15–17		
Past-Month Alcohol Use	28.1	223,000
Past-Month Binge Alcohol Use	16.7	133,000
Ages 18–20		
Past-Month Alcohol Use	55.5	494,000
Past-Month Binge Alcohol Use	35.9	319,000
Alcohol-Attributable Deaths (under 21)		197
Years of Potential Life Lost (under 21)		11,764
	Percentage of All Traffic Fatalities	**Number**
Traffic Fatalities, 15- to 20-Year-Old Drivers with BAC > 0.01	32.0	50

* See Appendix C for data sources.

Laws Addressing Minors in Possession of Alcohol

Underage Possession of Alcohol

Possession is prohibited with the following exception(s):

- Parent/guardian

Underage Consumption of Alcohol

Consumption is not explicitly prohibited.

Internal Possession by Minors

Internal possession is not explicitly prohibited.

Underage Purchase of Alcohol

Purchase is NOT prohibited and there is no specific allowance for youth purchase for law enforcement purposes.

Note: New York does not have a statute that specifically prohibits purchase, but the state does prohibit purchasing or attempting to purchase alcohol by using false evidence of age.

False Identification for Obtaining Alcohol

Provision(s) Targeting Minors

- Use of a false ID to obtain alcohol is a criminal offense.
- Penalty may include driver's license suspension through a judicial procedure.

Provisions Targeting Retailers

- The state provides incentives to retailers who use electronic scanners that read birthdate and other information digitally encoded on valid identification cards.
- Licenses for drivers under age 21 are easily distinguishable from those for drivers age 21 and older.
- Specific affirmative defense—the retailer inspected the false ID and came to a reasonable conclusion based on its appearance that it was valid.

Laws Targeting Underage Drinking and Driving

BAC Limits: Youth (Underage Operators of Noncommercial Motor Vehicles)

- BAC limit: 0.02
- BAC level at or above the limit is per se (conclusive) evidence of a violation
- Applies to drivers under age 21

Loss of Driving Privileges for Alcohol Violations by Minors ("Use/Lose Laws")

No use/lose law

Graduated Driver's License

Learner Stage

- Minimum entry age: 16
- Minimum learner-stage period: 6 months

- Minimum supervised driving requirement: 50 hours—15 of which must be at night

Intermediate Stage

- Minimum age: 16 years, 6 months
- Unsupervised night driving
  - Prohibited after: 9 p.m.
  - Primary enforcement of the night-driving rule
- Passenger restrictions exist: No more than one unrelated passenger younger than 21, unless accompanied by parent or instructor
  - Primary enforcement of the passenger-restriction rule

License Stage

- Minimum age to lift restrictions: 17

Note: New York has certain regional restrictions that apply to the five boroughs of New York City and to Nassau, Suffolk, Westchester, Rockland, and Putnam counties. These restrictions are not provided here.

The New York DMV issues a limited-use junior license to a junior driver (under 18) who passes a road test during the first 6 months (i.e., within the mandatory 6-month holding period) after the learner permit was issued. A limited-use junior license allows the junior driver to drive without supervision between 5 a.m. and 9 p.m. and within specific geographical boundaries for purposes related to school, employment, medical care, or child care. This would then convert to an intermediate-stage license at the end of the mandatory 6-month holding period.

Laws Targeting Alcohol Suppliers

Furnishing Alcohol to Minors

Furnishing is prohibited—no explicit exceptions noted in the law.

Compliance Check Protocols

Age of Decoy

- Minimum: 18
- Maximum: 20.5

Appearance Requirements

- Should look age-appropriate

ID Possession

- Discretionary

Verbal Exaggeration of Age

- Permitted

Decoy Training

- Mandated

Penalty Guidelines for Sales to Minors

- Time period/conditions: Five years

- First offense: $3,000 if the minor was age 19 or older; $3,500 if the minor was at least 16 years old but less than 19 years old; and $5,000 if the minor was less than 16 years old.

Note: If the licensee has been licensed for at least 5 years, the proposed penalty may be reduced by $500. If the licensee is a package or wine store, the proposed penalty must be increased by $500.

Responsible Beverage Service

Voluntary Beverage Service Training

- Applies to both on-sale and off-sale establishments.
- The law does not specify new or existing outlets.

Incentive for Training

- Mitigation of fines or other administrative penalties for sales to minors

Note: In certain proceedings to revoke, cancel, or suspend a retail license based on furnishing to a minor, it can be an affirmative defense that at the time of the violation the person who committed the alleged violation held a valid certificate of completion or renewal from an entity authorized to give and administer an alcohol training awareness program, and that the licensee had diligently implemented and complied with all of the provisions of the approved training program. The licensee is required to prove each element of the affirmative defense by a preponderance of the credible evidence.

Minimum Ages for Off-Premises Sellers

- Beer: Not specified
- Wine: Not specified
- Spirits: 18

Condition(s) That Must Be Met in order for an Underage Person To Sell Alcoholic Beverages

- Manager/supervisor is present.

Minimum Ages for On-Premises Sellers

- Beer: 18 for both servers and bartenders
- Wine: 18 for both servers and bartenders
- Spirits: 18 for both servers and bartenders

Distance Limitations for New Alcohol Outlets Near Universities and Schools

Colleges and Universities

No distance limitation

Primary and Secondary Schools

Prohibitions against outlet siting:

- Off-premises outlets: Yes—within 200 feet
- On-premises outlets: Yes—within 200 feet
- Alcohol products: Wine, spirits

Note: Exceptions are (1) club affiliated with such school, if school has no objection; (2) certain sections in county of Ulster, borough of Manhattan, and town of Bainbridge; and (3) special

retail liquor licenses for theaters where availability of alcohol is not advertised in manner visible from street.

Dram Shop Liability

Statutory liability exists.

Social Host Liability Laws

Statutory liability exists.

Host Party Laws

No state-imposed liability for hosting underage drinking parties

Retailer Interstate Shipments of Alcohol

Retailer interstate shipments are prohibited for all types of beverages.

Direct Sales/Shipments of Alcohol by Producers

Direct sales/shipments from producers to consumers are permitted for wine with the following restrictions:

Age Verification Requirements

- Common carrier must verify age of recipient.

State Approval/Permit Requirements

- Producer/shipper must obtain state permit.
- State must approve common carrier.

Reporting Requirements

- Producer must record/report purchaser's name.

Shipping Label Statement Requirements

- Contains alcohol
- Recipient must be 21

Note: Direct sales/shipments permitted only for wineries in states that afford New York wineries a reciprocal shipping privilege.

Keg Registration

Registration is not required.

Alcohol Pricing Policies

Home Delivery

- Beer: Permitted—beer deliveries limited to 5 gallons. Delivery vehicles must be clearly marked.
- Wine: Permitted—delivery vehicles must be clearly marked.
- Spirits: Permitted—delivery vehicles must be clearly marked.

Alcohol Tax

Beer (5 percent alcohol)

- Specific excise tax: $0.14 per gallon

Wine (12 percent alcohol)

- Specific excise tax: $0.30 per gallon

Spirits (40 percent alcohol)

- Specific excise tax: $6.44 per gallon—$2.54 per gallon for alcohol content of 24 percent alcohol by volume (ABV) or less.

Drink Specials

- Free beverages: Prohibited
- Multiple servings at one time: Not prohibited
- Multiple servings for same price as single serving: Prohibited
- Reduced price at specified day or time: Not prohibited
- Unlimited beverages: Prohibited
- Increased volume: Not prohibited

Wholesale Pricing

Pricing restrictions exist.

Beer (5 percent alcohol)

- Retailer credit: Restricted—25 days maximum

Wine (12 percent alcohol)

- Price posting requirements: Post and hold—1 month minimum
- Retailer credit: Restricted—30 days maximum; payment is required from certain retail beer and wine licensees (i.e., those who purchase beer and/or wine for resale for on- and off-premises consumption but not including licensees who sell liquor and/or wine for off-premises consumption) within 25 days.

Spirits (40 percent alcohol)

- Price posting requirements: Post and hold—1 month minimum
- Retailer credit: Restricted—30 days maximum

New York State Survey Responses

State Agency Information	
Agency with primary responsibility for enforcing underage drinking laws:	
New York State Liquor Authority (SLA) and New York State Police	
Methods by which local and state enforcement agencies coordinate their efforts to enforce laws prohibiting underage drinking:	
• Conduct joint underage compliance details at licensed premises	
• Law enforcement agencies send referrals to the New York SLA regarding sales to minors at licensed premises which can be charged administratively against the licensee	
Enforcement Strategies	
State law enforcement agencies use:	
Cops in Shops	No
Shoulder Tap Operations	No
Party Patrol Operations or Programs	Yes
Underage Alcohol–Related Fatality Investigations	Yes
Local law enforcement agencies use:	
Cops in Shops	No
Shoulder Tap Operations	No
Party Patrol Operations or Programs	Yes
Underage Alcohol–Related Fatality Investigations	Yes
State has a program to investigate and enforce direct sales/shipment laws	No
Primary state agency responsible for enforcing laws addressing direct sales/shipments of alcohol to minors	Not applicable
Such laws are also enforced by local law enforcement agencies	No
Enforcement Statistics	
State collects data on the number of minors found in possession	Yes
Number of minors found in possession by state law enforcement agencies	1,311
Number pertains to the 12 months ending	12/31/2011
Data include arrests/citations issued by local law enforcement agencies	Unknown
State conducts underage compliance checks/decoy operations[2] to determine if alcohol retailers are complying with laws prohibiting sales to minors	Yes
Data are collected on these activities	Yes
Number of licensees checked for compliance by state agencies	1,523
Number of licensees that failed state compliance checks	187
Numbers pertain to the 12 months ending	12/31/2011
Local agencies conduct underage compliance checks/decoy operations to determine if alcohol retailers are complying with laws prohibiting sales to minors	Yes
Data are collected on these activities	No
Number of licensees checked for compliance by local agencies	Data not collected
Number of licensees that failed local compliance checks	Data not collected
Numbers pertain to the 12 months ending	Data not collected
Sanctions	
State collects data on fines imposed on retail establishments that furnish minors	Yes
Number of fines imposed by the state[3]	994
Total amount in fines across all licensees	$3,429,950
Numbers pertain to the 12 months ending	12/31/2011
State collects data on license suspensions imposed on retail establishments specifically for furnishing minors	Yes
Number of suspensions imposed by the state[4]	58
Total days of suspensions across all licensees	1,275
Numbers pertain to the 12 months ending	12/31/2011

State collects data on license revocations imposed on retail establishments specifically for furnishing minors	Yes
Number of license revocations imposed[5]	129
Numbers pertain to the 12 months ending	12/31/2011

Additional Clarification

The number of minors found in possession of alcohol includes both those from within New York SLA and those referred from law enforcement. Statewide totals are not available. The data provided reflect civil fines and bond claim amounts imposed by the state only. The number of license revocations imposed includes cancellations and revocations.

[1]Or having consumed or purchased per state statutes.
[2]Underage compliance checks/decoy operations to determine whether alcohol retailers are complying with laws prohibiting sales to minors.
[3]Does not include fines imposed by local agencies.
[4]Does not include suspensions imposed by local agencies.
[5]Does not include revocations imposed by local agencies.

Underage Drinking Prevention Programs Operated or Funded by the State: Programs SPECIFIC TO Underage Drinking

Enforcing Underage Drinking Laws

Number of youth served	1,691
Number of parents served	No data
Number of caregivers served	No data
Numbers pertain to the 12 months ending	12/31/2011
Program has been evaluated	No
Evaluation report is available	Not applicable
URL for evaluation report:	Not applicable
URL for more program information:	http://www.oasas.state.ny.us/pio/press/20100218EUDL.cfm

Program description: Annual Block Grant from the Office of Juvenile Justice and Delinquency Prevention (OJJDP) with the goal of preventing the purchase or consumption of alcoholic beverages by minors (under age 21). New York uses the money to fund local prevention programs with the requirement that they partner with law enforcement to conduct comprehensive environmental strategies designed to prevent and reduce underage drinking. The goal is to reduce youth access and alcohol availability. This grant was eliminated in the budget, and so underage drinking prevention efforts will be reduced significantly in New York State.

Underage Drinking Prevention Programs Operated or Funded by the State: Programs RELATED TO Underage Drinking

Life Skills Training
URL for more program information: http://www.lifeskillstraining.com/index.php

Program description: No data

Too Good for Drugs
URL for more program information: http://www.mendezfoundation.org/too_good.php

Program description: No data

Project Alert
URL for more program information: http://www.projectalert.com

Program description: No data

Project Success
URL for more program information: http://www.sascorp.org

Program description: No data
Alcohol Outlet Compliance Checks and Server Training URL for more program information: No data
Program description: No data

Additional Information Related to Underage Drinking Prevention Programs	
State collaborates with federally recognized Tribal governments in the prevention of underage drinking	No
Description of collaboration: Not applicable	
State has programs to measure and/or reduce youth exposure to alcohol advertising and marketing	No
Program description: Not applicable	
State has adopted or developed best practice standards for underage drinking prevention programs	Yes
Best practice standards description: The Office of Alcoholism and Substance Abuse Services (OASAS) just updated the provider guidelines and set new performance standards in 2012. OASAS has established standards for delivery for evidence-based programs and strategies (EBPs) as follows: All providers are required to dedicate an increasing percentage of their OASAS resources to the delivery of EBPs. For 2012, 40 percent of resources must be EBP, increasing each year until reaching 70 percent in 2018. The EBP service approaches include educational curricula, environmental strategies that reduce substance availability, increased enforcement and improved social norms, and multicomponent EBPs. Supported by the SAMHSA Strategic Prevention Framework State Incentive Grant (SPF SIG) funding, a statewide EBP Review Panel of researchers started in 2012 to helping guide providers. For more information, see: http://www.oasas.ny.gov/prevention/documents/2012PreventionGuidelines.pdf	
Additional Clarification	
None given	

State Interagency Collaboration	
A state-level interagency governmental body/committee exists to coordinate or address underage drinking prevention activities	Yes
Committee contact information: Name: Scott Brady, OASAS, Director, Bureau of Prevention E-mail: scottbrady@oasas.state.ny.us Address: 1450 Western Avenue, Albany, NY 12203 Phone: 518-457-4384	
Agencies/organizations represented on the committee: *Members of the Advisory Council on Underage Alcohol Consumption* Nelson Acquilano (Chair), Council on Alcoholism of the Finger Lakes Sgt. Douglas Pacquette (Vice Chair), New York State Police Linnea Olson, Alcoholism Council of New york Nancy Jones, Capital Region Boards of Cooperative Educational Services (BOCES) John Karzinski, Chief of Police—Gloversville (Retired) Flora Cassallas, Higher Education Consultant Ann Rhodes, Alcoholism and Substance Abuse (SA) Council of Hamilton, Fulton, and Montgomery Counties Cynthia Gonzales, Community Board #7 Meredith L. Henderson, Binghamton, Deputy Secretary to President of the New York State Senate Bruce Kelly, Office of the District Attorney Westchester County Jaime R. Torres, DPM, MS Andrea Wanat, Erie County Council for Prevention of Alcohol & Substance Abuse	

Ellen Morehouse, Student Assistance Services Shawn Roseburgh Nina Moore Visnoonand Bisram Diane Gonzalez Joel Eisedorfer Felix Ortiz Commissoner, New York State Office of Alcoholism and Substance Abuse Services Commissioner, New York State Office of Mental Health Commissioner, New York State Liquor Authority NYS Attorney General Majority Leader of the Senate Speaker of the Assembly	
A website or other public source exists to describe committee activities	No
URL or other means of access:	Not applicable

Underage Drinking Reports	
State has prepared a plan for preventing underage drinking in the last 3 years	Yes
Prepared by: OASAS	
Plan can be accessed via: http://www.oasas.ny.gov/prevention/documents/PrevStrategicPlan.pdf	
State has prepared a report on preventing underage drinking in the last 3 years	Yes
Prepared by: OASAS and Advisory Council on Underage Alcohol Consumption	
Plan can be accessed via: No data	
Additional Clarification	
None given	

State Expenditures for the Prevention of Underage Drinking	
Compliance checks/decoy operations in retail outlets:	
Estimate of state funds expended	$205,000
Estimate based on the 12 months ending	12/31/2011
Checkpoints and saturation patrols:	
Estimate of state funds expended	$576,000
Estimate based on the 12 months ending	12/31/2011
Community-based programs to prevent underage drinking:	
Estimate of state funds expended	Data not available
Estimate based on the 12 months ending	Data not available
K–12 school-based programs to prevent underage drinking:	
Estimate of state funds expended	Data not available
Estimate based on the 12 months ending	Data not available
Programs targeted to institutes of higher learning:	
Estimate of state funds expended	$0
Estimate based on the 12 months ending	12/31/2011
Programs that target youth in the juvenile justice system:	
Estimate of state funds expended	Data not available
Estimate based on the 12 months ending	Data not available
Programs that target youth in the child welfare system:	
Estimate of state funds expended	$0
Estimate based on the 12 months ending	12/31/2011
Other programs:	
Programs or strategies included: No data	
Estimate of state funds expended	Not applicable
Estimate based on the 12 months ending	Not applicable

Funds Dedicated to Underage Drinking	
State derives funds dedicated to underage drinking from the following revenue streams:	
Taxes	No
Fines	No
Fees	No
Other	No data
Description of funding streams and how they are used:	
No data	
Additional Clarification	
None given	

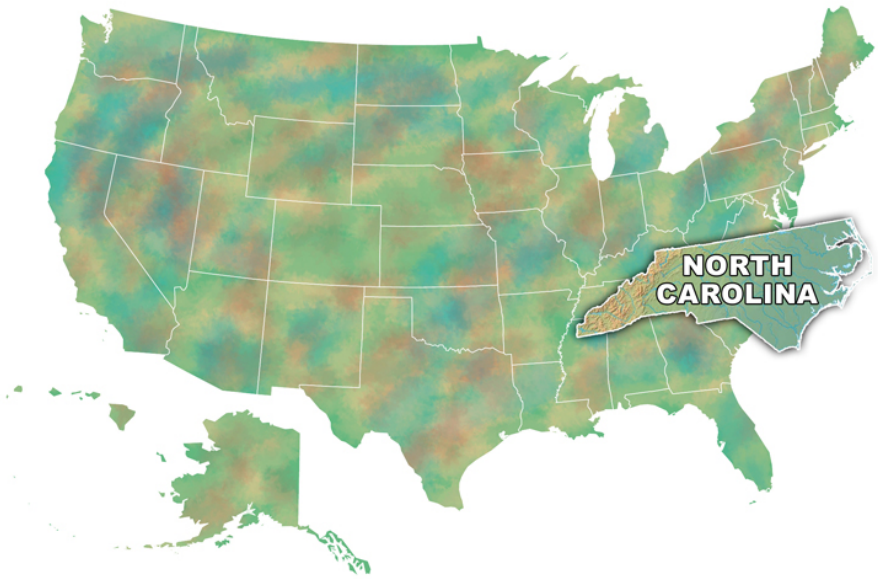

North Carolina

State Profile and Underage Drinking Facts*

State Population: 9,656,401
Population Ages 12–20: 1,117,000

	Percentage	Number
Ages 12–20		
Past-Month Alcohol Use	23.0	257,000
Past-Month Binge Alcohol Use	12.8	143,000
Ages 12–14		
Past-Month Alcohol Use	3.8	14,000
Past-Month Binge Alcohol Use	1.5	6,000
Ages 15–17		
Past-Month Alcohol Use	20.7	75,000
Past-Month Binge Alcohol Use	12.1	44,000
Ages 18–20		
Past-Month Alcohol Use	43.8	169,000
Past-Month Binge Alcohol Use	24.3	94,000
Alcohol-Attributable Deaths (under 21)		156
Years of Potential Life Lost (under 21)		9,323
	Percentage of All Traffic Fatalities	**Number**
Traffic Fatalities, 15- to 20-Year-Old Drivers with BAC > 0.01	23.0	49

* See Appendix C for data sources.

Laws Addressing Minors in Possession of Alcohol

Underage Possession of Alcohol

Possession is prohibited—no explicit exceptions noted in the law.

Underage Consumption of Alcohol

Consumption is prohibited—no explicit exceptions noted in the law.

Internal Possession by Minors

Internal possession is prohibited—no explicit exceptions noted in the law.

Underage Purchase of Alcohol

Purchase is prohibited and there is NO ALLOWANCE for youth purchase for law enforcement purposes.

False Identification for Obtaining Alcohol

Provision(s) Targeting Minors

- Use of a false ID to obtain alcohol is a criminal offense.
- Penalty may include driver's license suspension through a judicial procedure.

Provision(s) Targeting Suppliers

- It is a criminal offense to lend, transfer, or sell a false ID.

Provisions Targeting Retailers

- State provides incentives to retailers who use electronic scanners that read birthdate and other information digitally encoded on valid identification cards.
- Licenses for drivers under age 21 are easily distinguishable from those for drivers age 21 and older.
- Retailers are permitted to seize apparently false IDs.
- Specific affirmative defense—the retailer inspected the false ID and came to a reasonable conclusion based on its appearance that it was valid.

Laws Targeting Underage Drinking and Driving

BAC Limits: Youth (Underage Operators of Noncommercial Motor Vehicles)

- BAC limit: 0.00
- Any detectable alcohol in the blood is per se (conclusive) evidence of a violation
- Applies to drivers under age 21

Loss of Driving Privileges for Alcohol Violations by Minors ("Use/Lose Laws")

Use/lose penalties apply to minors under age 21.

Type(s) of Violation Leading to Driver's License Suspension, Revocation, or Denial

- Underage purchase

Authority To Impose Driver's License Sanction

- Mandatory

Length of Suspension/Revocation
- 365 days

Graduated Driver's License

Learner Stage
- Minimum entry age: 15
- Minimum learner-stage period: 12 months
- Minimum supervised driving requirement: 60 hours—10 of which must be at night; to obtain full license, driver must log 12 hours of driving in intermediate stage, 6 of which are at night.

Intermediate Stage
- Minimum age: 16
- Unsupervised night driving
  - Prohibited after: 9 p.m.
  - Primary enforcement of the night-driving rule
- Passenger restrictions exist: No more than one unrelated passenger under 21; however, if a related passenger is under 21, then no unrelated passengers under 21.
  - Primary enforcement of the passenger-restriction rule

License Stage
- Minimum age to lift restrictions: 16 years, 6 months

Laws Targeting Alcohol Suppliers

Furnishing Alcohol to Minors

Furnishing is prohibited—no explicit exceptions noted in the law.

Compliance Check Protocols

No data

Penalty Guidelines for Sales to Minors

No data

Responsible Beverage Service

Voluntary Beverage Service Training
- The law does not specify on- or off-sale establishments.
- The law does not specify new or existing outlets.

Incentive for Training
- Defense in dram shop liability lawsuits

Minimum Ages for Off-Premises Sellers
- Beer: Not specified
- Wine: Not specified
- Spirits: 18

Minimum Ages for On-Premises Sellers

- Beer: 18 for both servers and bartenders
- Wine: 18 for both servers and bartenders
- Spirits: 18 for both servers and bartenders

Distance Limitations for New Alcohol Outlets Near Universities and Schools

Colleges and Universities

Limitations on outlet siting:

- Off-premises outlets: Yes—no permits on campus
- On-premises outlets: Yes—no permits on campus
- Alcohol products: Beer, wine

Note: Exceptions are (1) regional sports and entertainment facilities for public use, except for public school or college function, unless business is hotel or nonprofit alumni organization with mixed beverages or special occasion permit; (2) performing arts centers with a seating capacity of less than 2,000.

Primary and Secondary Schools

Prohibitions against outlet siting:

- Off-premises outlets: Yes—no permits on campus
- On-premises outlets: Yes—no permits on campus
- Alcohol products: Beer, wine

Note: Exceptions are (1) regional sports and entertainment facilities for public use, except for public school or college function, unless business is hotel or nonprofit alumni organization with mixed beverages or special occasion permit; (2) performing arts centers with a seating capacity of less than 2,000.

Dram Shop Liability

Statutory liability exists subject to the following conditions:

- Limitations on damages: $500,000 total award to all injured parties per occurrence
- Limitations on elements/standards of proof: Injury must be a proximate result of the negligence of an underage driver's negligent operation of a vehicle while intoxicated.

Note: Although North Carolina courts may recognize third-party common law liability under certain fact patterns where a retailer furnishes an intoxicated minor, they do not recognize a distinct cause of action for furnishing alcohol to minors without regard to the minor's intoxication at the time of sale (*Estate of Mullis by Dixon v. Monroe Oil Co.*). North Carolina is therefore coded as not recognizing common law negligence regarding furnishing to minors. N.C. Gen. Stat. § 18B-122 includes a responsible beverage server defense.

Social Host Liability Laws

There is no statutory liability.

Note: Although North Carolina courts may recognize third-party liability under certain fact patterns where an intoxicated minor is furnished by a social host, they do not recognize a distinct cause of action for furnishing alcohol to minors without regard to the minor's intoxication at the

time of sale (*Camalier v. Jeffries*; *Hart v. Ivey*). North Carolina is therefore coded as not recognizing common law negligence regarding furnishing to minors.

Host Party Laws

No state-imposed liability for hosting underage drinking parties

Retailer Interstate Shipments of Alcohol

Retailer interstate shipments are prohibited for all types of beverages.

Direct Sales/Shipments of Alcohol by Producers

Direct sales/shipments from producers to consumers are permitted for wine with the following restrictions:

Age Verification Requirements

- Common carrier must verify age of recipient.

State Approval/Permit Requirements

- Producer/shipper must obtain state permit.
- State must approve common carrier.

Reporting Requirements: None

Shipping Label Statement Requirements

- Contains alcohol
- Recipient must be 21

Keg Registration

- Keg definition: 7.75 gallons or more
- Prohibited:
  - Possessing unregistered, unlabeled keg: Maximum fine/jail—discretionary fine/45 days
- Purchaser information collected:
  - Purchaser's name and address
  - Verified by a government-issued ID
  - Address where keg will be consumed
- Warning information to purchaser: Active—purchaser action required (e.g., signature)
- Deposit: Not required
- Provisions do not specifically address disposable kegs

Alcohol Pricing Policies

Home Delivery

- Beer: Permitted
- Wine: Permitted
- Spirits: No law

Alcohol Tax

- Beer (5 percent alcohol): Specific excise tax is $0.62 per gallon.
- Wine (12 percent alcohol): Specific excise tax is $1.00 per gallon.
- Spirits (40 percent alcohol): Control state

Drink Specials

- Free beverages: Not prohibited
- Multiple servings at one time: Not prohibited
- Multiple servings for same price as single serving: Prohibited
- Reduced price at specified day or time: Prohibited
- Unlimited beverages: Not prohibited
- Increased volume: Prohibited

Wholesale Pricing

Pricing restrictions exist.

Beer (5 percent alcohol)

- Volume discounts: Banned
- Retailer credit: Not permitted

Wine (12 percent alcohol)

- Volume discounts: Banned
- Retailer credit: Not permitted

Spirits (40 percent alcohol)

- Control state

North Carolina State Survey Responses

State Agency Information	
Agency with primary responsibility for enforcing underage drinking laws:	
North Carolina Alcohol Law Enforcement Section of the Department of Public Safety	
Methods by which local and state enforcement agencies coordinate their efforts to enforce laws prohibiting underage drinking:	
The state works joint operations at various times such as Cops N Shops, Compliance Checks, and targeted large venues for such events as concerts. There is, however, no standing written method of coordination at the local and state levels. If the locals conduct a compliance check operation, the state reports the administrative violations to the North Carolina Alcoholic Beverage Control (ABC) Commission for administrative action.	
Enforcement Strategies	
State law enforcement agencies use:	
Cops in Shops	Yes
Shoulder Tap Operations	No
Party Patrol Operations or Programs	Yes
Underage Alcohol–Related Fatality Investigations	Yes
Local law enforcement agencies use:	
Cops in Shops	No
Shoulder Tap Operations	No
Party Patrol Operations or Programs	No
Underage Alcohol-Related Fatality Investigations	No
State has a program to investigate and enforce direct sales/shipment laws	No
Primary state agency responsible for enforcing laws addressing direct sales/shipments of alcohol to minors	No data
Such laws are also enforced by local law enforcement agencies	Unknown
Enforcement Statistics	
State collects data on the number of minors found in possession	Yes
Number of minors found in possession[1] by state law enforcement agencies	4,532
Number pertains to the 12 months ending	12/31/2011
Data include arrests/citations issued by local law enforcement agencies	No
State conducts underage compliance checks/decoy operations[2] to determine if alcohol retailers are complying with laws prohibiting sales to minors	Yes
Data are collected on these activities	Yes
Number of licensees checked for compliance by state agencies	108
Number of licensees that failed state compliance checks	28
Numbers pertain to the 12 months ending	12/31/2011
Local agencies conduct underage compliance checks/decoy operations to determine if alcohol retailers are complying with laws prohibiting sales to minors	Yes
Data are collected on these activities	No
Number of licensees checked for compliance by local agencies	Data not collected
Number of licensees that failed local compliance checks	Data not collected
Numbers pertain to the 12 months ending	Data not collected
Sanctions	
State collects data on fines imposed on retail establishments that furnish minors	Unknown
Number of fines imposed by the state[3]	No data
Total amount in fines across all licensees	No data
Numbers pertain to the 12 months ending	No data
State collects data on license suspensions imposed on retail establishments specifically for furnishing minors	Yes
Number of suspensions imposed by the state[4]	No data
Total days of suspensions across all licensees	No data
Numbers pertain to the 12 months ending	No data

State collects data on license revocations imposed on retail establishments specifically for furnishing minors	Not an option
Number of license revocations imposed[5]	Not applicable
Numbers pertain to the 12 months ending	Not applicable

Additional Clarification

The North Carolina Alcoholic Beverage Control Commission (ABCC) handles fines, suspensions, and revocations of permits in regard to establishments caught selling or providing alcoholic beverages to underage persons. There is a grant for the fiscal year that provides $50,000 to conduct operations targeted at underage possession or consumption.

[1]Or having consumed or purchased per state statutes.
[2]Underage compliance checks/decoy operations to determine whether alcohol retailers are complying with laws prohibiting sales to minors.
[3]Does not include fines imposed by local agencies.
[4]Does not include suspensions imposed by local agencies.
[5]Does not include revocations imposed by local agencies.

Underage Drinking Prevention Programs Operated or Funded by the State: Programs SPECIFIC TO Underage Drinking

North Carolina Preventing Underage Drinking Initiative/ Enforcing Underage Drinking Laws (EUDL) Program

Number of youth served	No data
Number of parents served	No data
Number of caregivers served	No data
Numbers pertain to the 12 months ending	No data
Program has been evaluated	Yes
Evaluation report is available	No
URL for evaluation report:	Not applicable
URL for more program information:	http://www.ncpud.org

Program description: The North Carolina Preventing Underage Drinking Initiative focuses on community-based approaches, which emphasize environmental management strategies to prevent underage drinking. As the National Academy of Sciences/Institute of Medicine report*, Reducing Underage Drinking: A Collective Responsibility*, states, "Underage drinking cannot be addressed by focusing on youth alone. Youth drink within the context of a society in which alcohol use is normative behavior, and images about alcohol are pervasive. They usually obtain alcohol—either directly or indirectly—from adults. Efforts to reduce underage drinking, therefore, need to focus on adults and must engage the society at large" (National Academy of Sciences, 2003). The NC Preventing Underage Drinking Initiative offers technical assistance to communities addressing the issue of underage alcohol use, but the primary focus of the Initiative is in supporting communities funded under the EUDL program. These collaboratives work within their communities to implement strategies that prevent underage drinking and create a sustainable movement to stop practices that make underage drinking both easy and acceptable. The collaboratives' primary strategies focus on decreasing underage access to alcohol; changing community norms that promote underage and high-risk alcohol consumption; and addressing policies pertaining to underage drinking.

The NC Preventing Underage Drinking Initiative is administered by the North Carolina Department of Health and Human Services through the Federal Office of Juvenile Justice and Delinquency Prevention (OJJDP) EUDL program, which supports and enhances efforts by states and local jurisdictions to prohibit the sale, purchase, and consumption of alcoholic beverages to and by minors (minors are defined as individuals under 21 years old).

Underage Drinking Prevention Programs Operated or Funded by the State: Programs RELATED TO Underage Drinking

NC Strategic Prevention Framework State Incentive Grant (SPF SIG)

URL for more program information: http://www.ncspfsig.org

Program description: The NC Strategic Prevention Framework State Prevention Enhancement (NCSPE) grant will strengthen the state's current prevention infrastructure by developing a systemic, ongoing monitoring system of state substance abuse–related consumption patterns and consequences to track progress on addressing prevention priorities, trends, and outcomes. This will contribute to SAMHSA's larger goal under Initiative #1 to prevent substance abuse, prevent or reduce consequences of underage drinking and adult drinking, and reduce prescription drug misuse and abuse. The infrastructure set up by the proposed goals of the State Prevention Enhancement grant will accomplish the task of identifying specific evidence-based/informed strategies to decrease overall substance abuse, targeting those under 21, and emphasizing the importance of locking up medications and refraining from illicit drug use.

North Carolina Coalition Initiative (NCCI)

URL for more program information: http://www.wfubmc.edu/NCCI

Program description: The NCCI Building Capacity for Substance Free Communities is a program funded by the state through the North Carolina Department of Health and Human Services, Division of Mental Health, Developmental Disabilities and Substance Abuse Services (DMHDDSAS). Direction and technical assistance are provided by the NCCI Coordinating Center at Wake Forest University School of Medicine. NCCI seeks to reduce substance abuse in North Carolina communities by building the capacity of community coalitions to implement environmental strategies.

NCCI goals for community coalitions:

1. Build coalition capacity to effectively implement evidence-based and promising strategies, with an emphasis on environmental strategies.
2. Implement evidence-based and promising strategies to reduce substance abuse.
3. Build an infrastructure to sustain local coalition efforts.
4. Reduce prevalence of alcohol and drug abuse in local communities.

Additional Information Related to Underage Drinking Prevention Programs

State collaborates with federally recognized Tribal governments in the prevention of underage drinking	No

Description of collaboration: Not applicable

State has programs to measure and/or reduce youth exposure to alcohol advertising and marketing	No

Program description: Not applicable

State has adopted or developed best practice standards for underage drinking prevention programs	Yes

Best practice standards description: The North Carolina Preventing Underage Drinking Initiative uses and continues to develop innovative strategies to help achieve the long-term goal of preventing underage drinking. This continuing effort is designed to further support and develop community collaboratives working to implement environmental management strategies to prevent underage drinking. This objective is responsive to the recommendations outlined in OJJDP's publication, *Strategies to Reduce Underage Alcohol Use* (PIRE, 1999); the National Institute of Medicine/National Academy of Sciences (IOM/NAS) report, *Reducing Underage Drinking: A Collective Responsibility*; the Surgeon General's *Call to Action to Prevent and Reduce Underage Drinking*; and the North Carolina Institute of Medicine Substance Abuse Services Task Force Report. Although many of the recommended components of the IOM/NAS report and the North Carolina Institute of Medicine Substance Abuse Services Task Force Report require significant action at the national and/or state level, the reports specify several areas in which local communities can play significant complementary and reinforcing roles. Not surprisingly, several of the recommendations are consistent with strategies recommended by OJJDP in its 1999 publication, *Strategies to Reduce Underage Alcohol Us*e (PIRE, 1999). According to the IOM report, two

evidence-based strategic actions that can occur at the community level are community mobilization and restricting access.

Community collaboratives aimed at curbing underage drinking are valuable adjuncts to state and local government interventions. Such collaboratives, which include people with diverse perspectives, interests, and responsibilities, can provide the political will and organizational support for implementing strategies that have been proven effective at preventing underage drinking. They also place emphasis on a local culture in which underage drinking is considered a serious and unacceptable problem. Such local norms lend support to heightened enforcement of the laws against underage drinking. By providing a context that supports recommended interventions, community mobilization efforts increase the overall likelihood that such interventions will meet success. To effectively implement this comprehensive approach, the IOM committee recommended the following three strategies:

1. Community leaders assess their community's particular problems and resources and—using effective approaches including community organizing, building community collaboratives, and strategic use of the mass media to support policy changes and enforcement—tailor their efforts to combat underage drinking accordingly.
2. Include colleges and universities in collaboration and implementation efforts for a range of interventions.
3. Elementary, secondary, and high school education programs should be evidence based and should avoid interventions that rely on provision of information alone or fear tactics.

Listed below are the critical elements of effective interventions as summarized in the report:

- Be multicomponent and integrated
- Be sufficient in "dose" and followup
- Establish norms that support nonuse
- Stress parental monitoring and supervision
- Be interactive
- Be implemented with fidelity
- Include limitations in access
- Be institutionalized
- Avoid an exclusive focus on information
- Avoid congregating high-risk youth
- Promote social and emotional skill development among elementary school students

By urging greater emphasis on restricted access, the report offers a wake-up call for adults from whom youth generally obtain alcohol (parents who allow drinking parties in their homes, strangers who buy alcohol for teenagers waiting outside stores, or sales clerks and bartenders who sell alcohol to minors). State and local communities can work to not only create and enforce laws, but also to explain the reasons why compliance is important and elicit public support for limiting access. The recommended strategy urges that states and localities, working with law enforcement as appropriate, restrict youth access by:

1. Targeting servers and sellers, by:
   - Increasing compliance checks, supported by media campaigns and license revocation to increase deterrence.
   - Implementing responsible beverage service programs as a condition of retail outlet licensing.
   - Developing new or strengthened server and seller liability laws.
   - Regulating Internet sales and home delivery of alcohol to prevent/reduce underage purchases.
2. Targeting parents and other adults to promote compliance with youth access restrictions through:
   - Keg registration laws.
   - "Shoulder tap" or other prevention programs targeting adults who purchase alcohol for minors.
   - Stronger antiloitering measures.
   - Measures to hold retailers accountable for loitering.
3. Targeting youth through:
   - Sobriety checkpoints with swift and certain sanctions for young drunk drivers.
   - Graduated license programs.

- Modified laws to allow passive breath testing, streamlined administrative procedures, and administrative penalties, such as immediate driver's license revocation.
- Media campaigns to publicize enforcement and encourage compliance.
- Identifying and breaking up teen drinking parties and holding relevant adults and youth accountable.
- Making it more difficult to use false identification (ID) by issuing scannable IDs, allowing retailers to confiscate licenses, and implementing administrative penalties for false ID use.
- Increasing access to treatment services for young drinkers who need clinical treatment.

The North Carolina Preventing Underage Drinking Initiative has the overall goal of focusing on these two areas: community mobilization centered on implementation of environmental management strategies, and restricting access through increased collaboration with law enforcement agencies. Strengthening the bridges that the grantee community collaboratives have built with law enforcement in previous rounds of EUDL funding remains a top priority. With an emphasis on alcohol purchase surveys, followed by the dissemination of survey results to law enforcement, retailers, and local media, community collaboratives directly assess and influence community norms and retail practices related to alcohol access in their communities.

Additional Clarification

Preventing and reducing underage drinking through retail compliance is one of the most effective strategies available (PIRE, 1999). Alcohol purchase surveys, unlike compliance checks, can be performed without the assistance of law enforcement as long as the youth attempting to purchase are at least 21 years old. Purchase surveys are designed to facilitate a dialogue between the community and its retailers. Any strong prevention program incorporates citizens, retailers, the media, and law enforcement—alcohol purchase surveys accomplish all four tasks. Specifically, alcohol purchase surveys are used used to:

1. Assess community needs and collect data on which retailers in the community are potentially selling to underage youth.
2. Raise community awareness and build support for efforts to prevent sales to minors.
3. Inform merchants that they are being monitored and motivate them to change noncompliant practices.
4. Inform law enforcement officials with important information.
5. Measure the impact of prevention strategies so that communities can assess the effectiveness of the strategies they implement (PIRE, 1999b).

Community collaboratives return to every retail establishment surveyed to inform store management that the community cares about the issue of underage drinking and is conducting alcohol purchase surveys as a way to monitor alcohol sales practices. At that time, the store management is also informed about how their store performed in the alcohol purchase survey and where they can get responsible alcohol sales training for their employees. Following each round of purchase surveys, funded community collaboratives submit a press release to local media and a detailed statistical report/complaint to law enforcement. Several studies have shown that generating publicity around underage alcohol sale surveys is an effective way to increase the success of local law enforcement efforts (PIRE, 1999). Therefore, results of the surveys are used for educational purposes including warning letters, congratulatory letters, and use in the media.

Community collaboratives also provide a summary report to local law enforcement. For the community collaborative to effectively serve its "community watch" role, collected data from alcohol purchase surveys must be shared with local law enforcement agencies. Community collaboratives disseminate the report summarizing the purchase survey findings after each round of surveys. With the expansion of the state Preventing Underage Drinking Initiative (twice as many collaboratives are funded today as were in 2007–2008), and an increased emphasis on alcohol purchase surveys, three times as many surveys are now being conducted statewide than were in 2006. From June 1, 2010, to May 31, 2011, the state conducted more than 1,500 alcohol purchase surveys. Furthermore, there were 300 additional purchase surveys conducted in the past year by communities across the state using non-EUDL funds.

Community collaboratives involve youth in their efforts to prevent underage drinking. Using Youth Empowered Solutions (YES!), the community collaboratives foster the development, or encourage the

expansion, of an underage drinking prevention youth empowerment movement in their community. Community collaboratives work with YES!, a nationally recognized youth empowerment organization, in the development of underage drinking prevention youth empowerment in the community.

State Interagency Collaboration	
A state-level interagency governmental body/committee exists to coordinate or address underage drinking prevention activities	Yes
Committee contact information: Name: Flo Stein, Co-Chair, Cooperative Agreement Advisory Board (CAAB) E-mail: flo.stein@dhhs.nc.gov Address: NC DMH/DD/SAS 3007 Mail Service Center, Raleigh, NC 27699-3007 Phone: 919-733-4556	
Agencies/organizations represented on the committee: Department of Public Instruction Commission on Indian Affairs Students Against Destructive Decisions (SADD), Youth Advocacy and Involvement Office Mothers Against Drunk Driving (MADD) Department of Juvenile Justice Division of Public Health Office of Minority Affairs North Carolina Prevention Providers Association, Inc. Office of Health Carolinians Drug Demand Reduction Unit, National Guard Faith Work Initiative	
A website or other public source exists to describe committee activities URL or other means of access: http://www.ncspfsig.org; subcommittee of the Cooperative Agreement Advisory Board (CAAB)	Yes

Underage Drinking Reports	
State has prepared a plan for preventing underage drinking in the last 3 years	No
Prepared by: Not applicable Plan can be accessed via: Not applicable	
State has prepared a report on preventing underage drinking in the last 3 years	Yes
Prepared by: North Carolina Institute of Medicine; North Carolina HHS/Enforcing Underage Drinking Laws Program Report Plan can be accessed via: No data	

Additional Clarification

The state has prepared a plan for substance abuse prevention that is not specific to underage drinking, but is inclusive.

State Expenditures for the Prevention of Underage Drinking	
Compliance checks/decoy operations in retail outlets:	
Estimate of state funds expended	Data not available
Estimate based on the 12 months ending	Data not available
Checkpoints and saturation patrols:	
Estimate of state funds expended	Data not available
Estimate based on the 12 months ending	Data not available
Community-based programs to prevent underage drinking:	
Estimate of state funds expended	$0
Estimate based on the 12 months ending	12/31/2011
K–12 school-based programs to prevent underage drinking:	
Estimate of state funds expended	Data not available
Estimate based on the 12 months ending	Data not available

Programs targeted to institutes of higher learning:	
Estimate of state funds expended	$0
Estimate based on the 12 months ending	12/31/2011
Programs that target youth in the juvenile justice system:	
Estimate of state funds expended	$0
Estimate based on the 12 months ending	12/31/2011
Programs that target youth in the child welfare system:	
Estimate of state funds expended	$0
Estimate based on the 12 months ending	12/31/2011
Other programs:	
Programs or strategies included: Although underage drinking is a component of alcohol, tobacco, and drug abuse prevention efforts, no state funds are specifically dedicated to preventing underage drinking.	
Estimate of state funds expended	No data
Estimate based on the 12 months ending	No data

Funds Dedicated to Underage Drinking	
State derives funds dedicated to underage drinking from the following revenue streams:	
Taxes	No
Fines	No
Fees	No
Other	7 percent of profits from sales at ABC stores
Description of funding streams and how they are used:	
Seven percent of sales from distilled spirits sold at the ABC stores are dedicated to training and education and are determined locally through ABC Boards and/or County Commissioners.	

Additional Clarification

The North Carolina Preventing Underage Drinking Initiative and additional complementary efforts are federally funded. No state funds are specifically dedicated to preventing underage drinking.

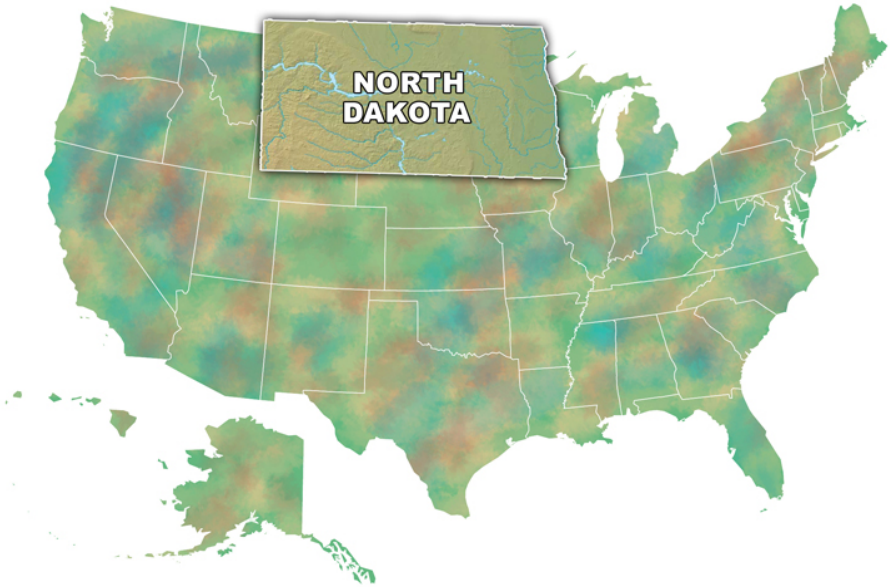

North Dakota

State Profile and Underage Drinking Facts*

State Population: 683,932
Population Ages 12–20: 83,000

	Percentage	Number
Ages 12–20		
Past-Month Alcohol Use	34.2	28,000
Past-Month Binge Alcohol Use	24.5	20,000
Ages 12–14		
Past-Month Alcohol Use	5.5	1,000
Past-Month Binge Alcohol Use	2.7	1,000
Ages 15–17		
Past-Month Alcohol Use	25.3	7,000
Past-Month Binge Alcohol Use	15.7	4,000
Ages 18–20		
Past-Month Alcohol Use	59.1	20,000
Past-Month Binge Alcohol Use	44.9	16,000
Alcohol-Attributable Deaths (under 21)		9
Years of Potential Life Lost (under 21)		565
	Percentage of All Traffic Fatalities	**Number**
Traffic Fatalities, 15- to 20-Year-Old Drivers with BAC > 0.01	28.0	5

* See Appendix C for data sources.

Laws Addressing Minors in Possession of Alcohol

Underage Possession of Alcohol

Possession is prohibited—no explicit exceptions noted in the law.

Underage Consumption of Alcohol

Consumption is prohibited—no explicit exceptions noted in the law.

Internal Possession by Minors

Internal possession is not explicitly prohibited.

Note: Although North Dakota does not prohibit internal possession, it has a statutory provision that prohibits an individual under 21 from having "recently consumed" an alcoholic beverage (N.D. Cent. Code § 5-01-08). Laws that prohibit minors from having alcohol in their bodies, but which do so without reference to a blood, breath, or urine test, are not considered as prohibiting internal possession, for purposes of this report.

Underage Purchase of Alcohol

Purchase is prohibited and there is NO ALLOWANCE for youth purchase for law enforcement purposes.

False Identification for Obtaining Alcohol

Provision(s) Targeting Minors

- Use of a false ID to obtain alcohol is a criminal offense.
- There is no driver's license suspension procedure.

Provisions Targeting Retailers

- Licenses for drivers under age 21 are easily distinguishable from those for drivers age 21 and older.
- Retailers are permitted to seize apparently false IDs.
- Specific affirmative defense—the retailer inspected the false ID and came to a reasonable conclusion based on its appearance that it was valid.

Laws Targeting Underage Drinking and Driving

BAC Limits: Youth (Underage Operators of Noncommercial Motor Vehicles)

- BAC limit: 0.02
- BAC level at or above the limit is per se (conclusive) evidence of a violation
- Applies to drivers under age 21

Loss of Driving Privileges for Alcohol Violations by Minors ("Use/Lose Laws")

No use/lose law

Graduated Driver's License

Learner Stage

- Minimum entry age: 14

- Minimum learner-stage period: 12 months—if under 18, then 6 months; if under 16, then 12 months
- Minimum supervised driving requirement: 50 hours

Intermediate Stage

- Minimum age: 15
- Unsupervised night driving
  - Prohibited after: 9 p.m.—whichever is later, sunset or 9 p.m.
  - Primary enforcement of the night-driving rule
- No passenger restrictions

License Stage

- Minimum age to lift restrictions: 16

Laws Targeting Alcohol Suppliers

Furnishing Alcohol to Minors

Furnishing is prohibited—no explicit exceptions noted in the law.

Compliance Check Protocols

No data

Penalty Guidelines for Sales to Minors

No data

Responsible Beverage Service

No beverage service training requirement

Minimum Ages for Off-Premises Sellers

- Beer: 21
- Wine: 21
- Spirits: 21

Minimum Ages for On-Premises Sellers

- Beer: 18 for servers and 21 for bartenders
- Wine: 18 for servers and 21 for bartenders
- Spirits: 18 for servers and 21 for bartenders

Condition(s) That Must Be Met in order for an Underage Person To Sell Alcoholic Beverages

- Manager/supervisor is present.

Note: A person who is age 18 or older but under 21 may be employed by the restaurant to serve and collect money for alcoholic beverages if the person is under direct supervision of a person 21 or older, but may not be engaged in mixing, dispensing, or consuming alcoholic beverages.

Distance Limitations for New Alcohol Outlets Near Universities and Schools

Colleges and Universities

No distance limitation

Primary and Secondary Schools
No distance limitation

Dram Shop Liability

Statutory liability exists subject to the following conditions:
- Limitations on elements/standards of proof: Knowledge of underage status

Social Host Liability Laws

Statutory liability exists subject to the following conditions:
- Limitations on elements/standards of proof: Knowledge of underage status

Host Party Laws

No state-imposed liability for hosting underage drinking parties

Retailer Interstate Shipments of Alcohol

No prohibitions on retailer interstate shipments

Direct Sales/Shipments of Alcohol by Producers

Direct sales/shipments from producers to consumers are permitted for beer, wine, and distilled spirits with the following restrictions:

Age Verification Requirements: None

State Approval/Permit Requirements
- Producer/shipper must obtain state permit.

Reporting Requirements: None

Shipping Label Statement Requirements
- Recipient must be 21.

Keg Registration

- Keg definition: Greater than 6 gallons
- Purchaser information collected:
  - Purchaser's name and address
  - Verified by a government-issued ID
- Warning information to purchaser: Not required
- Deposit: Not required
- Provisions do not specifically address disposable kegs.

Alcohol Pricing Policies

Home Delivery

- Beer: No law
- Wine: No law
- Spirits: No law

Alcohol Tax

Beer (5 percent alcohol)

- Specific excise tax: $0.16 per gallon
- Ad valorem excise tax (on-premises sales): 7 percent
- Ad valorem excise tax (off-premises sales): 7 percent

General sales tax rate of 5 percent does not apply to onsite or offsite sales. The onsite ad valorem retail tax is 7 percent. The "sales tax adjusted" onsite retail ad valorem rate is therefore 2 percent. The offsite ad valorem tax of 7 percent is applied at the retail level. The "sales tax adjusted" offsite retail ad valorem rate is therefore 2 percent. Reported tax rate is rate for beer in 12-ounce containers. Bulk containers taxed at $0.08 per gallon. Ad valorem tax applied at retail level.

Wine (12 percent alcohol)

- Specific excise tax: $0.50 per gallon
- Ad valorem excise tax (on-premises sales): 7 percent
- Ad valorem excise tax (off-premises sales): 7 percent

General sales tax rate of 5 percent does not apply to onsite or offsite sales. The onsite ad valorem retail tax is 7 percent. The "sales tax adjusted" onsite retail ad valorem rate is therefore 2 percent. The offsite ad valorem tax of 7 percent is applied at the retail level. The "sales tax adjusted" offsite retail ad valorem rate is therefore 2 percent.

Spirits (40 percent alcohol)

- Specific excise tax: $2.50 per gallon
- Ad valorem excise tax (on-premises sales): 7 percent
- Ad valorem excise tax (off-premises sales): 7 percent

General sales tax rate of 5 percent does not apply to onsite or offsite sales. The onsite ad valorem retail tax is 7 percent. The "sales tax adjusted" onsite retail ad valorem rate is therefore 2 percent. The offsite ad valorem tax of 7 percent is applied at the retail level. The "sales tax adjusted" offsite retail ad valorem rate is therefore 2 percent.

Drink Specials

No law

Wholesale Pricing

Pricing restrictions exist.

Beer (5 percent alcohol)

- Retailer credit: Not permitted

Wine (12 percent alcohol)

- Retailer credit: Restricted—30 days maximum

Spirits (40 percent alcohol)

- Retailer credit: Restricted—30 days maximum

North Dakota State Survey Responses

State Agency Information	
Agency with primary responsibility for enforcing underage drinking laws:	
North Dakota Highway Patrol	
Methods by which local and state enforcement agencies coordinate their efforts to enforce laws prohibiting underage drinking:	
The North Dakota Highway Patrol receives and distributes Enforcement of Underage Drinking Laws (EUDL) funds provided by the North Dakota Department of Human Services (federal Office of Juvenile Justice and Delinquency Prevention [OJJDP] funding). These funds are used by the Highway Patrol and dispersed to local law enforcement to facilitate underage drinking enforcement efforts across the state. In addition, the North Dakota Department of Human Services funds Tribal law enforcement agencies to facilitate underage drinking enforcement on Tribal lands. The Highway Patrol participates with local law enforcement in multiagency efforts to stop drinking and driving.	
Enforcement Strategies	
State law enforcement agencies use:	
Cops in Shops	No
Shoulder Tap Operations	No
Party Patrol Operations or Programs	No
Underage Alcohol–Related Fatality Investigations	Yes
Local law enforcement agencies use:	
Cops in Shops	Yes
Shoulder Tap Operations	Yes
Party Patrol Operations or Programs	Yes
Underage Alcohol–Related Fatality Investigations	Yes
State has a program to investigate and enforce direct sales/shipment laws	Unknown
Primary state agency responsible for enforcing laws addressing direct sales/shipments of alcohol to minors	No data
Such laws are also enforced by local law enforcement agencies	Unknown
Enforcement Statistics	
State collects data on the number of minors found in possession	Yes
Number of minors found in possession by state law enforcement agencies	436
Number pertains to the 12 months ending	12/31/2011
Data include arrests/citations issued by local law enforcement agencies	No
State conducts underage compliance checks/decoy operations[2] to determine if alcohol retailers are complying with laws prohibiting sales to minors	Yes
Data are collected on these activities	Yes
Number of licensees checked for compliance by state agencies	No data
Number of licensees that failed State compliance checks	No data
Numbers pertain to the 12 months ending	No data
Local agencies conduct underage compliance checks/decoy operations to determine if alcohol retailers are complying with laws prohibiting sales to minors	Yes
Data are collected on these activities	Yes
Number of licensees checked for compliance by local agencies	No data
Number of licensees that failed local compliance checks	No data
Numbers pertain to the 12 months ending	No data
Sanctions	
State collects data on fines imposed on retail establishments that furnish minors	No
Number of fines imposed by the state[3]	Data not collected
Total amount in fines across all licensees	Data not collected
Numbers pertain to the 12 months ending	Data not collected

State collects data on license suspensions imposed on retail establishments specifically for furnishing minors	No
Number of suspensions imposed by the state[4]	Data not collected
Total days of suspensions across all licensees	Data not collected
Numbers pertain to the 12 months ending	Data not collected
State collects data on license revocations imposed on retail establishments specifically for furnishing minors	No
Number of license revocations imposed[5]	Data not collected
Numbers pertain to the 12 months ending	Data not collected

Additional Clarification

None given

[1]Or having consumed or purchased per state statutes.
[2]Underage compliance checks/decoy operations to determine whether alcohol retailers are complying with laws prohibiting sales to minors.
[3]Does not include fines imposed by local agencies.
[4]Does not include suspensions imposed by local agencies.
[5]Does not include revocations imposed by local agencies.

Underage Drinking Prevention Programs Operated or Funded by the State: Programs SPECIFIC TO Underage Drinking

Parents LEAD (Listen, Educate, Ask, Discuss)	
Number of youth served	No data
Number of parents served	No data
Number of caregivers served	No data
Numbers pertain to the 12 months ending	No data
Program has been evaluated	Program will be evaluated in FFY2012
Evaluation report is available	No data
URL for evaluation report:	No data
URL for more program information:	http://www.parentslead.org

Program description: Parents LEAD is an outreach program to provide resources to parents to guide them in underage drinking prevention. Mothers Against Drunk Driving's (MADD) Power of Parents is also promoted through the program. Parents LEAD program is a partnership between the North Dakota Department of Transportation, the North Dakota Department of Human Services Division of Mental Health and Substance Abuse Services, the North Dakota Higher Education Consortium, and the North Dakota State University Extension Services. These agencies have worked jointly to develop and distribute program content through their various outreach systems.

Juvenile Drug Court	
Number of youth served	17
Number of parents served	30
Number of caregivers served	No data
Numbers pertain to the 12 months ending	12/31/2011
Program has been evaluated	Yes
Evaluation report is available	No
URL for evaluation report:	Not applicable
URL for more program information:	No data

Program description: The Juvenile Drug Court Program, under supervision of the North Dakota Supreme Court, is aimed at reducing alcohol and substance abuse and delinquent and unruly acts of North Dakota juveniles. The five courts throughout the state each have their own team, consisting of a judge, defense counsel, prosecutor, court officer, treatment provider, and coordinator. The program lasts about 1 year. Juvenile referrals are taken from juvenile courts, schools, and treatment providers.

Before One More Campaign	
Number of youth served	2,500
Number of parents served	No data
Number of caregivers served	No data
Numbers pertain to the 12 months ending	06/30/2011
Program has been evaluated	No
Evaluation report is available	Not applicable
URL for evaluation report:	Not applicable
URL for more program information: http://www.ndsu.edu/alcoholinfo/students/before_one_more	

Program description: The student-designed Before One More campaign focuses on reducing the harmful consequences that come from students making high-risk drinking decisions at the largest campus community in the state (North Dakota State University). The campaign helps students understand when "one more" can become "one too many" by teaching them how to make low-risk decisions regarding alcohol use. For students under age 21, one is one too many. Elements of the campaign include a website (http://www.ndsu.edu/alcoholinfo/students/before_one_more) with educational material, t-shirt giveaways, key tags for the Herd Hauler safe ride program, information on all student tickets to Bison football games, and a Facebook page.

Electronic CheckUp To Go (e-CHUG) for First-Year Students	
Number of youth served	3,844
Number of parents served	0
Number of caregivers served	0
Numbers pertain to the 12 months ending	06/30/2011
Program has been evaluated	Yes
Evaluation report is available	No
URL for evaluation report:	Not applicable
URL for more program information:	No data

Program description: As part of a grant funded by the U.S. Department of Education (North Dakota Partners in Prevention),12 campuses in North Dakota require their first-year students to complete an electronic check-up to go (e-CHUG). e-CHUG is a personalized, evidence-based, online prevention intervention originally developed by psychologists at San Diego State University. Drawing on motivational interviewing (Miller & Rollnick, 2002) and social norms theory (Perkins & Berkowitz, 1986), the e-CHUG program is designed to motivate individuals to reduce their consumption using personalized information about their own drinking and risk factors. It is also personalized to each campus, using the most recent alcohol and other drug survey information from that campus. The e-CHUG takes approximately 15 minutes to complete, depending on the student. Students' personal feedback includes information that has been shown to be particularly motivating to college-aged young adults, including: quantity and frequency of alcohol use, amount of alcohol consumed, normative comparisons, physical health information, amount and percentage of income spent on alcohol, negative consequences feedback, explanation, advice, and local referral information.

BASICS (Brief Alcohol Screening and Intervention for College Students)	
Number of youth served	150
Number of parents served	0
Number of caregivers served	35
Numbers pertain to the 12 months ending	06/30/2011
Program has been evaluated	Yes
Evaluation report is available	No
URL for evaluation report:	Not applicable
URL for more program information:	No data

Program description: Part of a grant funded by the U.S. Department of Education (North Dakota Partners in Prevention), BASICS training and implementation assistance was provided to 12 campuses in North Dakota. A prevention program for college students who drink alcohol heavily and have experienced or are at risk for alcohol-related problems, BASICS follows a harm reduction approach and aims to motivate students to reduce alcohol use to decrease the negative consequences of drinking.

LIVE REAL Mentor Program	
Number of youth served	738
Number of parents served	0
Number of caregivers served	300
Numbers pertain to the 12 months ending	06/30/2011
Program has been evaluated	Yes
Evaluation report is available	Yes
URL for evaluation report:	No data
URL for more program information: http://www.ndsu.edu/alcoholinfo/students/live_real_mentor_program	
Program description: The LIVE REAL Mentor Program is designed to increase knowledge of the largest campus (North Dakota State University) community about the effects of high-risk alcohol use and how to appropriately refer students to prevention and treatment services, communicate consistent messages that promote wellness and safety, and promote a culture of safe and responsible attitudes to alcohol.	
CHOICES with High-Risk Populations	
Number of youth served	530
Number of parents served	0
Number of caregivers served	0
Numbers pertain to the 12 months ending	06/30/2011
Program has been evaluated	No
Evaluation report is available	Not applicable
URL for evaluation report:	Not applicable
URL for more program information:	No data
Program description: CHOICES is a brief alcohol abuse prevention and harm reduction program for college students involving interactive journaling. The program involves a 90-minute class facilitated by professional staff or peers. Throughout the course, students are presented with information, and then they are able to reflect on what they have learned as it relates to their choices about drinking in their personal journals. CHOICES is presented to student athletes (North Dakota's highest risk college population subset) at four campuses and shared with first-year students in a classroom setting at three campuses. The program is shared in a nonconfrontational manner that enables students to make their own decisions about alcohol consumption.	
Late-Night Alcohol-Free Programming	
Number of youth served	20,000
Number of parents served	0
Number of caregivers served	0
Numbers pertain to the 12 months ending	06/30/2011
Program has been evaluated	Yes
Evaluation report is available	No
URL for evaluation report:	Not applicable
URL for more program information: http://www.ndsu.edu/campusattractions/mu_live	
Program description: Twelve campuses in North Dakota offer late-night, alcohol-free entertainment on campus on high-risk nights (e.g., homecoming, before finals, first weeks of the semester) throughout the academic year between 9 p.m. and the early morning hours. Programs range from movie nights to laser tag to dances. In addition to entertainment, most campuses do alcohol-related programming at these events such as alcohol-infused trivia games, trips to virtual "bars," and t-shirts with social norming messaging.	
Are You Ready? The College Transition	
Number of youth served	1,000
Number of parents served	250
Number of caregivers served	100
Numbers pertain to the 12 months ending	06/30/2011
Program has been evaluated	No
Evaluation report is available	Not applicable

URL for evaluation report:	Not applicable
URL for more program information: http://www.ag.ndsu.edu/impactreports/reports/2011-impact-reports/11state-query-vettern4h.pdf/view	

Program description: The Center for 4-H Youth Development collaborated with NDSU's President's Council on Alcohol & Other Drugs, Fargo Public Schools, and North Dakota Higher Education Consortium for Substance Abuse Prevention in offering the program Are You Ready? The College Transition in North Dakota. The curriculum, created by University of Wisconsin Extension, aims to help students and their parents plan ahead for a smooth transition into postsecondary opportunities. This program helps high school seniors and their parents understand and manage the normal conflicts that result from this transition, increase communication skills, and create a plan for the student to use when faced with conflicts or issues.

Tips for Talking to Your College Student About Alcohol Use

Number of youth served	500
Number of parents served	500
Number of caregivers served	25
Numbers pertain to the 12 months ending	06/30/2011
Program has been evaluated	No
Evaluation report is available	Not applicable
URL for evaluation report:	Not applicable
URL for more program information: http://www.ndsu.edu/alcoholinfo/families/talking_about_alcohol_with_your_student	

Program description: The guide for parents, "Tips for Talking to Your College Student About Alcohol Use" was written by NDSU Extension Service Youth Development staff in collaboration with the NDSU President's Council on Alcohol & Other Drugs. The intended use is for parents of students who have violated the campus alcohol policy as well as a general prevention piece for all parents of college students. This guide is used at the largest campus in North Dakota (NDSU) and was to be expanded in August 2011.

Reality Check Provided by Students Against Destructive Decisions

Number of youth served	1,200
Number of parents served	No data
Number of caregivers served	No data
Numbers pertain to the 12 months ending	06/30/2011
Program has been evaluated	Yes
Evaluation report is available	No
URL for evaluation report:	Not applicable
URL for more program information:	No data

Program description: The Reality Check curriculum is designed for grades 4, 5, and 6. The curriculum was designed by Northern Lights Students Against Destructive Decisions (SADD) using input from their state advisory board students. The idea behind Reality Check is to give elementary students the tools they need to address the issues they are facing or will face in middle school. Using SADD members as teachers for the curriculum, the lessons have great impact. Another advantage of using SADD members as teachers is that the participants have the support of the existing SADD program as soon as they reach middle school. A parental component is included.

Love & Logic

Number of youth served	0
Number of parents served	135
Number of caregivers served	No data
Numbers pertain to the 12 months ending	06/30/2011
Program has been evaluated	Yes
Evaluation report is available	No
URL for evaluation report:	Not applicable
URL for more program information:	No data

Program description: Dickinson Public Schools and West Dakota Parent & Family Resource Center provided a series of Love & Logic programs. Love & Logic is a 6-week parenting education program. The program initiates and lays the foundation parents need in the prevention of risky behavior development in their children's adolescent years.

Prairie Public Radio—High-Risk High

Number of youth served	No data
Number of parents served	No data
Number of caregivers served	No data
Numbers pertain to the 12 months ending	06/30/2011
Program has been evaluated	No
Evaluation report is available	Not applicable
URL for evaluation report:	Not applicable
URL for more program information:	http://www.highriskhigh.org

Program description: Prairie Public Radio developed a series focusing on successful programs dealing with underage drinking. Content focused on family, community, and legislation. Stories of 3 to 8 minutes in length were developed that explored what specialists in the field are doing to successfully reduce youth drinking. Panel talks and talk shows were included to expand on the content of the stories, particularly a successful strategy. Commentaries, testimonials, and essays were included from individuals working to mitigate underage drinking and binge drinking.

Too Good for Drugs (TGFD)

Number of youth served	No data
Number of parents served	No data
Number of caregivers served	No data
Numbers pertain to the 12 months ending	06/30/2011
Program has been evaluated	Yes
Evaluation report is available	No
URL for evaluation report:	Not applicable
URL for more program information:	No data

Program description: TGFD is a school-based prevention program highlighted in SAMHSA's National Registry of Evidence-Based Programs and Practices. Milnor School targeted grades 4–6.

Take a Closer Look (TACL)

Number of youth served	No data
Number of parents served	No data
Number of caregivers served	No data
Numbers pertain to the 12 months ending	06/30/2011
Program has been evaluated	No
Evaluation report is available	Not applicable
URL for evaluation report:	Not applicable
URL for more program information:	http://www.nd.gov/dhs/services/mentalhealth/prevention/tacl.html

Program description: The TACL campaign is a statewide environmental prevention marketing and media program that aims to modify cultural norms accepting of alcohol abuse and underage drinking. The program encourages North Dakota to "tackle" the effect alcohol abuse has on our children, teens, families, and communities in the state. This campaign also promotes the message that something can be done: adults can play a significant role in a child's life by helping guide him or her toward healthy choices at every stage of life.

New Year's Eve Alternative Events

Number of youth served	No data
Number of parents served	No data
Number of caregivers served	No data
Numbers pertain to the 12 months ending	06/30/2011
Program has been evaluated	No data

Evaluation report is available	No data
URL for evaluation report:	No data
URL for more program information: http://www.nd.gov/dhs/services/mentalhealth/prevention/pdf/new-years-eve-toolkit-for-web.pdf	

Program description: New Year's Eve is often associated with an increase in alcohol use, abuse, and social consequences. The goal of the New Year's Eve Community Events was to establish a foundation to promote community mobilization to implement further prevention efforts in North Dakota communities. These events mark the beginning of a change in North Dakotan culture and opportunity to engage community leaders to be role models for health behaviors and demonstrate that it is possible to celebrate without using alcohol or other substances. Communities applied for funding to host an event on the night of December 31, 2010. Events needed to last a minimum of 4 consecutive hours to include midnight and be alcohol and drug free, family-friendly, and suitable for all ages. Forty communities participated. While the numbers cannot be broken down into the specific categories above, approximately 4,522 people attended these events.

Live Your No

Number of youth served	No data
Number of parents served	No data
Number of caregivers served	No data
Numbers pertain to the 12 months ending	06/30/2011
Program has been evaluated	Yes
Evaluation report is available	No
URL for evaluation report:	Not applicable
URL for more program information: http://www.nd.gov/dhs/services/mentalhealth/prevention/live.html	

Program description: The goal of the Live Your No campaign is to encourage youth to find their passion; this will help them make healthy, positive choices in the future. Research shows that when youth are engaged in healthy activities, they are less likely to abuse alcohol and other drugs. Being involved in and having a passion for something fosters skills such as communication, relationship building, self-control, and problemsolving (among others). As these skills join forces, they create healthy, strong, and self-confident individuals. When youth have something they enjoy, look forward to, and are proud of, they are less likely to turn to drugs and alcohol.

Underage Drinking Prevention Programs Operated or Funded by the State: Programs RELATED TO Underage Drinking

Alcohol Beverage Server Training

URL for more program information: No data

Program description: Alcohol Beverage Server Training provides training to staff who serve alcohol in licensed liquor establishments. The goals of the training are for staff to recognize and prevent underage access to alcohol in their establishment and to prevent overserving.

Enforcement Program—Driver Sober or Get Pulled Over

URL for more program information: No data

Program description: North Dakota participates in this national impaired driving prevention campaign conducted through the National Highway Traffic Safety Administration (NHTSA). The program provides overtime funds to participating law enforcement to conduct heightened impaired driving enforcement. North Dakota participates in all national events and also requires participating agencies to conduct additional quarterly enforcement events through regional teams of state, county, and city law enforcement working together to ensure high visibility to deter impaired driving. Participating law enforcement agencies enforce North Dakota's zero-tolerance law for those under age 21 during all enforcement periods. The compliance rate done by local law enforcement agencies with EUDL funds is 91.55 percent.

Compliance Checks
URL for more program information: No data

Program description: No data

Juvenile Drug Court Life Skills
URL for more program information: No data

Program description: No data

Additional Information Related to Underage Drinking Prevention Programs

State collaborates with federally recognized Tribal governments in the prevention of underage drinking Yes

Description of collaboration: The North Dakota Department of Human Services contracts with each of the four federally recognized Native American Tribes in North Dakota to provide a full-time prevention coordinator. These positions provide culturally appropriate substance abuse prevention coordination, training, and technical assistance to the Tribal communities on each reservation. The North Dakota Department of Transportation involves Tribal law enforcement in regional impaired driving prevention enforcement activities. The Tribes will be partners in distribution of Parents LEAD program materials. The North Dakota Supreme Court, Healing to Wellness Tribal court, adult drug courts, and college courts hold a drug court training conference every other year. The conference includes workshops on underage drinking, drug abuse, prevention practices, and role training.

State has programs to measure and/or reduce youth exposure to alcohol advertising and marketing No

Program description: Not applicable

State has adopted or developed best practice standards for underage drinking prevention programs Yes

Best practice standards description: The state focuses on practices that are evidence based with an emphasis on environmental strategies driven by data.

Additional Clarification

None given

State Interagency Collaboration

A state-level interagency governmental body/committee exists to coordinate or address underage drinking prevention activities Yes

Committee contact information:

Name: JoAnne Hoesel
E-mail: jhoesel@nd.gov
Address: Division Mental Health & Substance Abuse, DHS 1237 West Divide Ave, Suite 1C, Bismarck, ND 58501
Phone: 701-328-8924

Agencies/organizations represented on the committee:

North Dakota Department of Human Services
North Dakota Department of Health
North Dakota Department of Transportation
North Dakota Governor's Office
North Dakota Office of the First Lady
North Dakota Legislative Assembly Representatives
North Dakota Department of Public Instruction
North Dakota University System
North Dakota Highway Patrol
North Dakota Indian Affairs Commission
North Dakota Students Against Destructive Decisions
North Dakota Teen Challenge
North Dakota Judiciary
Local Law Enforcement-Bismarck Police Department
North Dakota Addiction Counselor representative

A website or other public source exists to describe committee activities	Yes
URL or other means of access: http://www.ndprevention.com	

Underage Drinking Reports	
State has prepared a plan for preventing underage drinking in the last 3 years	Yes
Prepared by: The Governor's Prevention Advisory Council has a prepared roadmap, discovery plan, and strategic plan.	
Plan can be accessed via: No data	
State has prepared a report on preventing underage drinking in the last 3 years	No
Prepared by: Not applicable	
Plan can be accessed via: Not applicable	
Additional Clarification	
None given	

State Expenditures for the Prevention of Underage Drinking	
Compliance checks/decoy operations in retail outlets:	
Estimate of state funds expended	Data not available
Estimate based on the 12 months ending	Data not available
Checkpoints and saturation patrols:	
Estimate of state funds expended	Data not available
Estimate based on the 12 months ending	Data not available
Community-based programs to prevent underage drinking:	
Estimate of State funds expended	$50,000
Estimate based on the 12 months ending	06/30/2011
K–12 school-based programs to prevent underage drinking:	
Estimate of state funds expended	$0
Estimate based on the 12 months ending	12/31/2011
Programs targeted to institutes of higher learning:	
Estimate of state funds expended	$150,000
Estimate based on the 12 months ending	12/31/2011
Programs that target youth in the juvenile justice system:	
Estimate of state funds expended	$390,000
Estimate based on the 12 months ending	12/31/2011
Programs that target youth in the child welfare system:	
Estimate of state funds expended	$0
Estimate based on the 12 months ending	No data
Other programs:	
Programs or strategies included:	No data
Estimate of state funds expended	Not applicable
Estimate based on the 12 months ending	Not applicable

Funds Dedicated to Underage Drinking	
State derives funds dedicated to underage drinking from the following revenue streams:	
Taxes	No
Fines	No
Fees	No
Other	No data
Description of funding streams and how they are used:	
No data	
Additional Clarification	
None given	

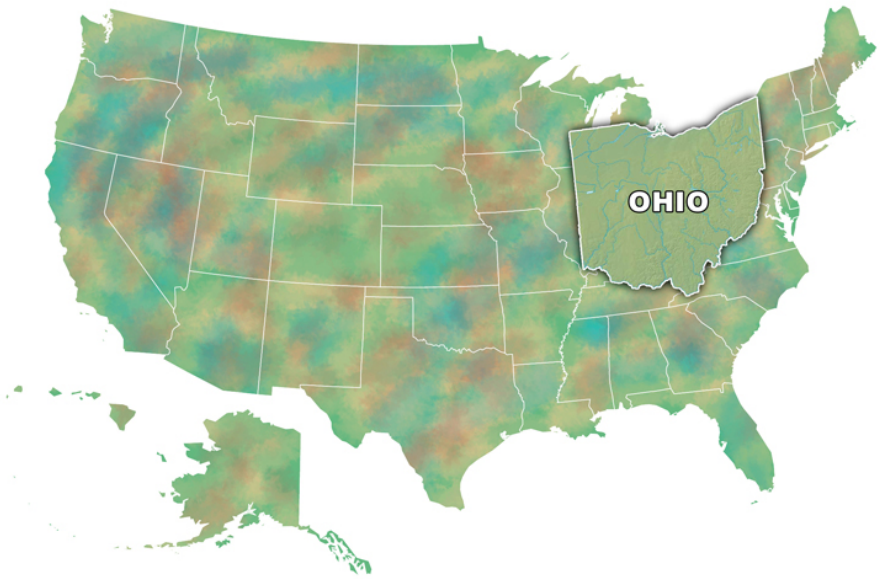

Ohio

State Profile and Underage Drinking Facts*

State Population: 11,544,951
Population Ages 12–20: 1,466,000

	Percentage	Number
Ages 12–20		
Past-Month Alcohol Use	27.7	406,000
Past-Month Binge Alcohol Use	19.1	280,000
Ages 12–14		
Past-Month Alcohol Use	5.0	22,000
Past-Month Binge Alcohol Use	2.3	10,000
Ages 15–17		
Past-Month Alcohol Use	22.5	110,000
Past-Month Binge Alcohol Use	14.1	69,000
Ages 18–20		
Past-Month Alcohol Use	51.5	274,000
Past-Month Binge Alcohol Use	37.7	201,000
Alcohol-Attributable Deaths (under 21)		157
Years of Potential Life Lost (under 21)		9,440
	Percentage of All Traffic Fatalities	**Number**
Traffic Fatalities, 15- to 20-Year-Old Drivers with BAC > 0.01	24.0	43

* See Appendix C for data sources.

Laws Addressing Minors in Possession of Alcohol

Underage Possession of Alcohol

Possession is prohibited with the following exception(s): EITHER
- Parent/guardian OR
- Spouse

Underage Consumption of Alcohol

Consumption is prohibited with the following exception(s): EITHER
- Parent/guardian OR
- Spouse

Internal Possession by Minors

Internal possession is not explicitly prohibited.

Underage Purchase of Alcohol

Purchase is prohibited, but youth may purchase for law enforcement purposes.

False Identification for Obtaining Alcohol

Provision(s) Targeting Minors
- Use of a false ID to obtain alcohol is a criminal offense.
- Penalty may include driver's license suspension through an administrative procedure.

Provision(s) Targeting Suppliers
- It is a criminal offense to lend, transfer, or sell a false ID.
- It is a criminal offense to manufacture or distribute a false ID.

Provisions Targeting Retailers
- State provides incentives to retailers who use electronic scanners that read birthdate and other information digitally encoded on valid identification cards.
- Licenses for drivers under age 21 are easily distinguishable from those for drivers age 21 and older.
- Specific affirmative defense—the retailer inspected the false ID and came to a reasonable conclusion based on its appearance that it was valid.

Laws Targeting Underage Drinking and Driving

BAC Limits: Youth (Underage Operators of Noncommercial Motor Vehicles)

- BAC limit: 0.02
- BAC level at or above the limit is per se (conclusive) evidence of a violation
- Applies to drivers under age 21

Loss of Driving Privileges for Alcohol Violations by Minors ("Use/Lose Laws")

No use/lose law

Graduated Driver's License

Learner Stage

- Minimum entry age: 15 years, 6 months
- Minimum learner-stage period: 6 months
- Minimum supervised driving requirement: 50 hours—10 of which must be at night

Intermediate Stage

- Minimum age: 16
- Unsupervised night driving
  - Prohibited after: 12 a.m.—1 a.m. if 17 years old
  - No primary enforcement of the night-driving rule
- Passenger restrictions exist: No more than one unrelated passenger, unless accompanied by parent
  - Primary enforcement of the passenger restriction rule

License Stage

- Minimum age to lift restrictions: 18—passenger restrictions are lifted at age 17; unsupervised night-driving restrictions remain until age 18

Laws Targeting Alcohol Suppliers

Furnishing Alcohol to Minors

Furnishing is prohibited with the following exception(s): EITHER

- Parent/guardian OR
- Spouse

Compliance Check Protocols

Age of Decoy

- Minimum: 17
- Maximum: 20

Appearance Requirements

- Age-appropriate appearance
- Hair style and clothing consistent with underage persons in target area
- Minimal jewelry
- Male: No facial hair
- Female: Minimal makeup

ID Possession

- Discretionary

Verbal Exaggeration of Age

- Prohibited

Decoy Training

- Mandated

Penalty Guidelines for Sales to Minors

Time period/conditions: No guidelines provided

Responsible Beverage Service

Voluntary Beverage Service Training
- Applies to both on-sale and off-sale establishments.
- The law does not specify new or existing outlets.

Incentive for Training
- Mitigation of fines or other administrative penalties for sales to minors

Minimum Ages for Off-Premises Sellers

- Beer: 18
- Wine: 18
- Spirits: 18

Minimum Ages for On-Premises Sellers

- Beer: 19 for both servers and bartenders
- Wine: 19 for servers and 21 for bartenders
- Spirits: 19 for servers and 21 for bartenders

Note: Although employees must be at least 21 years old in order to sell spirits, wine, or mixed beverages across a bar, employees of any permit holder may sell beer across a bar if they are at least 19 years old.

Distance Limitations for New Alcohol Outlets Near Universities and Schools

Colleges and Universities
No distance limitation

Primary and Secondary Schools
Prohibitions against outlet siting:
- Off-premises outlets: Yes—within 500 feet. Local government has authority to override state restrictions.
- On-premises outlets: Yes—within 500 feet. Local government has authority to override state restrictions.
- Alcohol products: Beer, wine

Dram Shop Liability

Statutory liability exists.

Social Host Liability Laws

- There is no statutory liability.
- The courts recognize common law social host liability.

Host Party Laws

Social host law is not specifically limited to underage drinking parties.

- Action by underage guest that triggers violation: Possession, consumption
- Property type(s) covered by liability law: Residence, outdoor, other
- Standard for hosts' knowledge or action regarding the party: Knowledge—host must have actual knowledge of the occurrence.
- Exception(s): Family

Note: In addition to the restrictions imposed on owners or occupants of public or private places, Ohio's provision regarding property states that no person shall engage or use accommodations at a hotel, inn, cabin, campground, or restaurant when the person knows or has reason to know that beer or intoxicating liquor will be consumed by an underage person on the premises. Owners or occupants of public or private places are held to a knowledge standard, whereas those who engage or use accommodations at a hotel, inn, cabin, campground, or restaurant are held to a negligence standard.

Retailer Interstate Shipments of Alcohol

Prohibition against retailer interstate shipments:

- Beer: Permitted
- Wine: Prohibited
- Spirits: Prohibited

Note: An S class permit allows an out-of-state beer brand owner or U.S. importer to sell beer directly to personal consumers (residents) in Ohio by receiving and filling orders that the personal consumer submits to the permit holder.

Direct Sales/Shipments of Alcohol by Producers

Direct sales/shipments from producers to consumers are permitted for beer and wine with the following restrictions:

Age Verification Requirements

- Producer must verify age of purchaser—before sending a shipment of beer or wine, the shipper must make a "bona fide" effort to ensure that the purchaser is at least age 21.
- Common carrier must verify age of recipient.

State Approval/Permit Requirements

- Producer/shipper must obtain state permit.
- State must approve common carrier

Reporting Requirements

- Producer must record/report purchaser's name.

Shipping Label Statement Requirements

- Contains alcohol

Keg Registration

Registration is not required.

Alcohol Pricing Policies

Home Delivery

- Beer: No law
- Wine: No law
- Spirits: No law

Alcohol Tax

- Beer (5 percent alcohol): Specific excise tax is $0.18 per gallon.
- Wine (12 percent alcohol): Specific excise tax is $0.32 per gallon.
- Spirits (40 percent alcohol): Control state

Drink Specials

- Free beverages: Prohibited
- Multiple servings at one time: Not prohibited
- Multiple servings for same price as single serving: Prohibited
- Reduced price at specified day or time: Not prohibited—not permitted after 9 p.m.
- Unlimited beverages: Prohibited
- Increased volume: Prohibited

Wholesale Pricing

Pricing restrictions exist.

Beer (5 percent alcohol)

- Volume discounts: Banned
- Retailer credit: Not permitted

Wine (12 percent alcohol)

- Volume discounts: Banned
- Minimum markup/Maximum discount: Yes—33.3 percent minimum markup
- Price posting requirements: Post and hold—3 month minimum
- Retailer credit: Not permitted

Spirits (40 percent alcohol)

- Control state

Ohio State Survey Responses

State Agency Information	
Agency with primary responsibility for enforcing underage drinking laws:	
Ohio Investigative Unit	
Methods by which local and state enforcement agencies coordinate their efforts to enforce laws prohibiting underage drinking:	
Agents and local law enforcement officers join forces in combating undergage drinking in local communities. Agents are involved in a program called Community Oriented Directed Enforcement 2000 (CODE 2000). This program requires state enforcement agents to meet with local law enforcement agencies, identify problems related to alcohol, and implement an action to investigate the local complaints.	
Enforcement Strategies	
State law enforcement agencies use:	
Cops in Shops	No
Shoulder Tap Operations	No
Party Patrol Operations or Programs	No
Underage Alcohol–Related Fatality Investigations	Yes
Local law enforcement agencies use:	
Cops in Shops	No
Shoulder Tap Operations	No
Party Patrol Operations or Programs	Yes
Underage Alcohol–Related Fatality Investigations	Yes
State has a program to investigate and enforce direct sales/shipment laws	Yes
Primary state agency responsible for enforcing laws addressing direct sales/shipments of alcohol to minors	Division of Liquor Control, Ohio Investigative Unit
Such laws are also enforced by local law enforcement agencies	Unknown
Enforcement Statistics	
State collects data on the number of minors found in possession	Yes
Number of minors found in possession by state law enforcement agencies	2,655
Number pertains to the 12 months ending	12/31/2011
Data include arrests/citations issued by local law enforcement agencies	No
State conducts underage compliance checks/decoy operations[2] to determine if alcohol retailers are complying with laws prohibiting sales to minors	Yes
Data are collected on these activities	Yes
Number of licensees checked for compliance by state agencies	1,145
Number of licensees that failed state compliance checks	229
Numbers pertain to the 12 months ending	12/31/2011
Local agencies conduct underage compliance checks/decoy operations to determine if alcohol retailers are complying with laws prohibiting sales to minors	Yes
Data are collected on these activities	No
Number of licensees checked for compliance by local agencies	Data not collected
Number of licensees that failed local compliance checks	Data not collected
Numbers pertain to the 12 months ending	Data not collected
Sanctions	
State collects data on fines imposed on retail establishments that furnish minors	Yes
Number of fines imposed by the state[3]	Data not collected
Total amount in fines across all licensees	$612,250
Numbers pertain to the 12 months ending	12/31/2011

State collects data on license suspensions imposed on retail establishments specifically for furnishing minors	Unknown
Number of suspensions imposed by the state[4]	75
Total days of suspensions across all licensees	No data
Numbers pertain to the 12 months ending	12/31/2011
State collects data on license revocations imposed on retail establishments specifically for furnishing minors	Unknown
Number of license revocations imposed[5]	No data
Numbers pertain to the 12 months ending	No data

Additional Clarification

The Ohio Investigative Unit solely enforces the criminal laws and rules that are related to or occurring on or across from an establishment with a liquor permit, or where a violation of the liquor control act may be occurring (e.g., moonshine, illegal sales, open container violations).

The Division of Liquor Control maintains the licensing and issuance of the liquor permits. Ohio has approximately 24,000 liquor permits, plus additional temporary permits issued throughout the year.

[1]Or having consumed or purchased per state statutes.
[2]Underage compliance checks/decoy operations to determine whether alcohol retailers are complying with laws prohibiting sales to minors.
[3]Does not include fines imposed by local agencies.
[4]Does not include suspensions imposed by local agencies.
[5]Does not include revocations imposed by local agencies.

Underage Drinking Prevention Programs Operated or Funded by the State: Programs SPECIFIC TO Underage Drinking

Drug-Free Action Alliance – Parents Who Host, Lose the Most: Enforcing Underage Drinking Laws	
Number of youth served	5,256
Number of parents served	1,200
Number of caregivers served	No data
Numbers pertain to the 12 months ending	No data
Program has been evaluated	No data
Evaluation report is available	No data
URL for evaluation report:	Not applicable
URL for more program information:	Not applicable

Program description: The "Parents Who Host, Lose The Most: Don't be a party to teenage drinking" public awareness campaign was developed by Drug-Free Action Alliance in 2000. The campaign objectives are to educate parents about the health and safety risks of serving alcohol at teen house parties and to increase awareness of and compliance with the Ohio Underage Drinking Laws.

On a statewide level, Drug-Free Action Alliance, formerly Ohio Parents for Drug-Free Youth, promotes the "Parents Who Host, Lose The Most: Don't be a party to teenage drinking" campaign through a number of resources. One component is partnering with corporations to reproduce and disseminate materials to their customers and employees. Drug-Free Action Alliance will continue to partner with 18 corporations statewide, garnering at least $95,912 in in-kind support. Examples of corporate activities include: a grocery chain played in-store announcements of the campaign ad in their participating stores for the entire month, and another large chain store displayed signs on beer coolers and beer/wine shelves in 85 locations. Hotels and other businesses ensured that information cards were available in their lobbies and in employee break rooms.

Additionally, 15-, 30-, and 60-second radio ads continued to be played throughout Ohio during April, May, and June in time for prom and graduation. Over 465 paid and free radio ads aired in Ohio. The total radio investment was $45,500; in turn, it garnered $70,560 of in-kind airtime, which equals a 155 percent return on the original investment. The ads are placed on soft rock, easy listening, talk radio, and country stations where the demographics indicate a listening population likely to be parents of

teens. Purchase of radio ads is always a planned part of each year's activities. The Drug-Free Action Alliance also continued TV advertising with Midwest Communications and Media. The *Parents Who Host, Lose the Most: Don't be a party to teenage drinking* television ad developed by South Carolina, "Bad Dad, Mad Dad," also continued to air. For the spring, 53 television ads were purchased and 47 in-kind ads were provided, for a total of 100 TV ads aired. Combining the semi-annual numbers with the fall and holiday ads, the year-end total radio ads aired were 134 paid and 128 in kind. By placing the total media budget with Midwest Communications & Media, the Drug-Free Action Alliance was able to air our ad during prime time, and the Alliance garnered an almost equal number of in-kind public service announcements (PSAs), many of which aired at optimal times. The total television investment for the second year of this grant of $24,000 garnered $23,040 of in-kind airtime, a 96 percent return on investment.

"Parents Who Host, Lose the Most" program evaluation results have demonstrated program effectiveness. Trend data for 2001–2006 showed the following results on some key measures:

- 33 percent increase among parent respondents from 2001 to 2006 who indicated that if other parents knew this campaign information, it would keep them from hosting parties where alcohol is available or served.
- 36 percent decrease among youth respondents from 2001 to 2006 who indicated that they had attended a party in the last 2 months where alcohol was served to youth.
- 32 percent increase among youth respondents from 2001 to 2006 who indicated that the campaign information led to a discussion between themselves and their parent about underage drinking.
- 29 percent decrease among parent respondents from 2001 to 2006 who indicated that they know of other parents who host parties where alcohol is available or served to teens.
- 42 percent decrease among youth respondents from 2001 to 2006 who indicated that they know of parents who host parties where alcohol is available or served to teens.

Since the campaign began, it has been requested for replication in 49 states and Canada. In 2001, the "Parents Who Host, Lose the Most" program received the Center for Substance Abuse Prevention's Promising Prevention Program Award. The program also was awarded the 2001 Exemplary Program Award by Ohio Department of Alcohol and Drug Addiction Services (ODADAS).

Baldwin-Wallace College High Risk Drinking Prevention Program

Number of youth served	No data
Number of parents served	No data
Number of caregivers served	No data
Numbers pertain to the 12 months ending	No data
Program has been evaluated	No data
Evaluation report is available	No data
URL for evaluation report:	Not applicable
URL for more program information:	Not applicable

Program description: The goal of this program is to provide alcohol-free alternative events and education to prevent high-risk drinking and visiting off-campus bars on a traditional party night. The Mid-Night Madness (MNM) program will provide 26 weekly alcohol-free alternative events for students to attend instead of going to the bars on a traditional party night. The Greeks Advocating Mature Management of Alcohol (GAMMA) student organization will support the MNM program by providing education through programming for the members of our Greek Community. The Social Norms Marketing Campaign will also support MNM by providing information dissemination to students with the correct information on social norms at Baldwin-Wallace College.

Bowling Green State University High Risk Drinking Prevention Program

Number of youth served	No data
Number of parents served	No data
Number of caregivers served	No data
Numbers pertain to the 12 months ending	No data
Program has been evaluated	No data
Evaluation report is available	No data
URL for evaluation report:	Not applicable
URL for more program information:	Not applicable

Program description: Bowling Green State University (BGSU) has examined its efforts to reduce high-risk drinking and has examined its level of operation within the 3-in-1 Framework. Over the years, BGSU has adopted campus-based policies, enforced policies and laws, used social norm marketing campaigns, informed parents and first-year students of policies and penalties, promoted healthy choices for late-night programming, and has had a strong community/campus coalition. BGSU is clear that information dissemination and alternative strategies continue to be a vital part of its mission for maintaining students' health, well-being, and success throughout their time at BGSU and receiving a degree.	
Miami University Bacchus Student Engagement Initiative	
Number of youth served	No data
Number of parents served	No data
Number of caregivers served	No data
Numbers pertain to the 12 months ending	No data
Program has been evaluated	No data
Evaluation report is available	No data
URL for evaluation report:	Not applicable
URL for more program information:	Not applicable
Program description: College drinking is a problem on many college campuses, and Miami University has endeavored to address the "culture of drinking" through a variety of strategies and evidence-based programs and policies. Miami University has been engaged in reducing high-risk drinking for many years and has received recognition through the Drug-Free Action Alliance, the BACCHUS Network, and the Prevention Excellence Award through Outside the Classroom. The Division of Student Affairs, with leadership from the Office of Health Education, developed a comprehensive strategic plan to reduce high risk modeled on the National Institute on Alcohol Abuse and Alcoholism (NIAAA) 3-in-1 Framework.	
University of Rio Grande/Freshman 911 Project	
Number of youth served	No data
Number of parents served	No data
Number of caregivers served	No data
Numbers pertain to the 12 months ending	No data
Program has been evaluated	No data
Evaluation report is available	No data
URL for evaluation report:	Not applicable
URL for more program information:	Not applicable
Program description: The University of Rio Grande's Freshman 911 Project is designed to educate incoming freshman students regarding the risks associated with alcohol, tobacco, and illicit drugs. The project will promote environmental change; provide alternatives to alcohol, tobacco, and illicit drug use; and encourage abstinence. There will be a change in the perception of teenagers' normative behavior. The Freshman 911 Project expects to increase the number of students that perceive non-use as the norm on our campus by increasing (1) the number of students engaged in alcohol-, tobacco-, and drug-free alternative activities and (2) the number of students who will become positive peer prevention leaders on the campus.	
College of Wooster	
Number of youth served	No data
Number of parents served	No data
Number of caregivers served	No data
Numbers pertain to the 12 months ending	No data
Program has been evaluated	No data
Evaluation report is available	No data
URL for evaluation report:	Not applicable
URL for more program information:	Not applicable

Program description: The College of Wooster's prevention efforts (as recommended by the U.S. Department of Education's Higher Education Center) use the Environmental Management approach, which focuses on multiple factors in the environment—not simply on the individual—and employs five distinct strategies as a means to reduce high-risk drinking, which aim to:

1. Increase substance-free recreational and social options on campus.
2. Create a health-promoting normative environment.
3. Restrict marketing and promotion of alcohol both on and off campus.
4. Limit the availability of alcohol.
5. Increase and make consistent the enforcement of laws and policies.

Using these five strategies, the College of Wooster Alcohol, Tobacco, and Other Drugs (ATOD) Prevention Project has developed Performance Targets designed to focus on decreasing high-risk drinking, in addition to the use of drugs, among its student body. To achieve these performance targets, the College of Wooster uses the following prevention service delivery strategies:

1. Information dissemination
2. Alternatives
3. Education
4. Community-based processes
5. Environmental strategies

Examples of services included in these delivery strategies include (but are not limited to) developing health education materials and programs centered on ATOD issues, creating a multitude of programs designed as alternatives to alcohol use, nurturing strong campus/community ties via coalitions, enacting and enforcing strong campus ATOD policies, and reducing the marketing and sale of alcohol both on campus and in the surrounding community to underage students.

University of Akron

Number of youth served	No data
Number of parents served	No data
Number of caregivers served	No data
Numbers pertain to the 12 months ending	No data
Program has been evaluated	No data
Evaluation report is available	No data
URL for evaluation report:	Not applicable
URL for more program information:	Not applicable

Program description: The University's Mac Pride Coalition is the only university-based coordinating group interested in reducing underage/binge drinking and related risky behaviors among the university's students. It is co-chaired by a university representative from the community who is the Special Projects Director of the Summit County Community Partnership, Inc. (Summit County's Prevention Coalition). While truly collaborative in nature, pulling together university and community resources requires intense and prolonged labor; focusing on agreed-upon goals is no easy task. Students who participate in the Mac Pride Coalition are interacted with multiple times during the year.

University of Toledo High Risk Drinking Project

Number of youth served	No data
Number of parents served	No data
Number of caregivers served	No data
Numbers pertain to the 12 months ending	No data
Program has been evaluated	No data
Evaluation report is available	No data
URL for evaluation report:	Not applicable
URL for more program information:	Not applicable

Program description: The 3-in-1 Framework is an NIAAA model that takes a comprehensive approach to addressing college drinking. The Task Force that developed the model included prevention specialists, researchers and students working for 3 years to produce *A Call to Action: Changing the Culture of Drinking at U.S. Colleges* in 2002. "The research strongly supports the use of comprehensive, integrated programs with multiple complementary components that target: (1) individuals, including at-risk or alcohol-dependent drinkers, (2) the student population as a whole, and (3) the college and the surrounding community (Hingson & Howland, 2002; DeJong et al., 1998; Institute

of Medicine, 1989)." This model was recommended to the University of Toledo (UT) by Char Kopchick from Ohio University, the consultant assigned to assist in addressing high-risk drinking among UT college students. The model is based on scientific evidence and gives specific strategies to have the customers involved in changing the campus culture around drinking.

Drug Free Action Alliance: Ohio College Initiative

Number of youth served	No data
Number of parents served	No data
Number of caregivers served	No data
Numbers pertain to the 12 months ending	No data
Program has been evaluated	No data
Evaluation report is available	No data
URL for evaluation report:	Not applicable
URL for more program information:	Not applicable

Program description: From its beginning in 1996, the Ohio College Initiative has encouraged the formation of campus and community coalitions that work to change the alcohol-related culture surrounding college students through the use of environmental strategies. The Drug-Free Action Alliance has developed a new initiative: *BUZZKILL: Serve Under 21 and the Party's Over.* This initiative was developed to help local communities discourage college students of legal drinking age from serving as social hosts to underage students. After the initial pilot last year, a new and more intensive pilot was conducted this year that involved three new pilot schools and three control schools.

The College Initiative continues to provide technical assistance and training in the form of meetings, retreats, networking, consulting services, web-based toolkit, linkages with state and national organizations, and effective communications strategies between all partners and supporting organizations. Drug-Free Action Alliance also serves to collect and report data gathered from all the college partners. The Initiative employs an environmental management approach, and success will be determined when campuses recognize and use a coordinated effort to modify the physical, social, economic, and legal culture to reduce the prevalence of high-risk drinking. All college presidents are asked to sign a letter of commitment and appoint a designated liaison to the Initiative called Project Directors. Each Project Director will actively engage in the Initiative, participate in training opportunities, conduct/update campus needs assessments, form/sustain campus/community coalitions, implement one or more of the five environmental strategies, and become familiar with and strategically use the NIAAA 3-in-1 Framework as a tool in addressing environmental strategies.

Colleges engaged in the Initiative realize that students are at high risk for binge drinking. Students are drinking at younger ages, and are coming to college often with the first initiation of drinking already having taken place and a belief that heavy drinking is a normal part of campus living. The prevention strategies used to deliver the services include both Community-Based Process and Environmental Prevention. Campus and community leaders form coalitions to implement activities with the intent of environmental change using one or more of the domains of environmental management.

Underage Drinking Prevention Programs Operated or Funded by the State:
Programs RELATED TO Underage Drinking

Family Resource Center
URL for more program information: No data

Program description: No data

Catholic Charities
URL for more program information: No data

Program description: No data

Lorain County Alcohol and Drug Abuse Services
URL for more program information: No data

Program description: No data

Bellfaire Jewish Children's Bureau
URL for more program information: No data

Program description: No data

Center for Families and Children URL for more program information: No data
Program description: No data
Cleveland Urban Minority Alcoholism Drug Abuse Outreach Program (UMADAOP) URL for more program information: No data
Program description: No data
Hispanic UMADAOP URL for more program information: No data
Program description: No data
UMADAOP of Lucas County URL for more program information: No data
Program description: No data
Akron UMADAOP URL for more program information: No data
Program description: No data
Warren UMADAOP URL for more program information: No data
Program description: No data

Additional Information Related to Underage Drinking Prevention Programs	
State collaborates with federally recognized Tribal governments in the prevention of underage drinking	No
Description of collaboration: Not applicable	
State has programs to measure and/or reduce youth exposure to alcohol advertising and marketing	No
Program description: Not applicable	
State has adopted or developed best practice standards for underage drinking prevention programs	Yes
Best practice standards description: The media campaign "Parents Who Host, Lose the Most," which Ohio created and others are now implementing, is seen as a best practice across the United States. For more information, contact Shemane Marsh, 614-466-9021, smarsh@ada.ohio.gov.	

Additional Clarification

Additional programs related to underage drinking:

- Youngstown UMADAOP
- Cincinnati UMADAOP
- Lima UMADAOP
- Community Action Against Addiction
- Covenant Adolescent Chemical Dependency Prevention & Treatment Center
- Golden Ciphers
- Northern Ohio Recovery Association
- Recovery Resources
- Shaker Heights Youth Center
- University Settlement
- Talbert House
- Ashland County Council on Alcoholism and Drug Abuse
- Lake Area Recovery Center
- Signature Health, Inc.
- Health Recovery Services
- Crossroads Counseling Services
- Clermont Recovery Center
- Family Recovery Center
- Marion/Crawford Prevention Programs
- Recovery and Prevention Resources

- Bayshore Counseling Services
- Firelands Counseling and Recovery Services
- Giving Life a Dream (GLAD) House, Inc.
- The Crossroads Center
- Wyoming Youth Services Bureau
- Alcohol and Drug Freedom Center of Knox County
- Pathways of Central Ohio
- Meridian Services
- Neil Kennedy Recovery Clinic
- TCN Behavioral Health Services
- Madison County Department of Family & Children-Prevention
- Consolidated Care
- Liberty Connections
- Your Human Resource Center
- Sandusky County Health Department
- Quest Recovery & Prevention Services
- Mental Health & Recovery Center of Warren/ Clinton Counties
- Gateway Outreach
- Alcohol & Chemical Abuse Council of Butler County
- Amethyst
- Big Brothers Big Sisters of Lorain County
- Big Brothers and Big Sisters (BB/BS) of Northeast Ohio
- BB/BS of Butler County
- BB/BS of Central Ohio
- South Central Ohio BB/BS
- Community for New Direction
- Daybreak, Inc.
- Darke County Recovery Services
- Directions for Youth and Families
- End Violent Encounters (EVE), Inc.
- FACTS/New Alternatives
- Family Service Association
- Hancock County Community Partnership
- Mallory Center for Community Development
- Muskingum Behavioral Health
- Scioto Paint Valley Mental Health Center
- Summit County Community Partnership
- Townhall II
- Community Action for Capable Youth
- Ironton/Lawrence County Family Guidance Center
- Tuscarawas County Alcohol and Addiction Program
- Columbus Health Department
- Project Linden
- Jefferson Behavioral Health System
- Guernsey Health Choices
- Morgan Behavioral Health Choices
- Pickaway Area Recovery Council
- Miami County Recovery Center
- Marietta Memorial Hospital Center for Chemical Dependency
- Wood County Educational Service Center (ESC)

State Interagency Collaboration	
A state-level interagency governmental body/committee exists to coordinate or address underage drinking prevention activities	Yes
Committee contact information: Name: Shemane Marsh E-mail: smarsh@ada.ohio.gov Address: William Green Building, 30 W. Spring Street, 6th Floor, Columbus, OH 43215-2256 Phone: 614-466-9021	
Agencies/organizations represented on the committee: Enforcing Underage Drinking Laws (EUDL) Taskforce: Ohio Department of Alcohol and Drug Addiction Services Ohio Department of Public Safety Office of Criminal Justice Services Ohio State Highway Patrol Ohio Department of Youth Services Ohio Chief of Police Associations Drug Free Action Alliance (Statewide Prevention Agency) Ohio Department of Commerce Division of Liquor Control Community Coalition: Sylvania Community Action Team Mothers Against Drunk Driving (MADD)	
A website or other public source exists to describe committee activities URL or other means of access: No data	No data

Underage Drinking Reports	
State has prepared a plan for preventing underage drinking in the last 3 years	No
Prepared by: Not applicable Plan can be accessed via: Not applicable	
State has prepared a report on preventing underage drinking in the last 3 years	No
Prepared by: Not applicable Plan can be accessed via: Not applicable	

Additional Clarification
None given

State Expenditures for the Prevention of Underage Drinking	
Compliance checks/decoy operations in retail outlets:	
Estimate of state funds expended	Data not available
Estimate based on the 12 months ending	Data not available
Checkpoints and saturation patrols:	
Estimate of state funds expended	Data not available
Estimate based on the 12 months ending	Data not available
Community-based programs to prevent underage drinking:	
Estimate of state funds expended	Data not available
Estimate based on the 12 months ending	Data not available
K–12 school-based programs to prevent underage drinking:	
Estimate of state funds expended	Data not available
Estimate based on the 12 months ending	Data not available
Programs targeted to institutes of higher learning:	
Estimate of state funds expended	Data not available
Estimate based on the 12 months ending	Data not available
Programs that target youth in the juvenile justice system:	
Estimate of state funds expended	Data not available
Estimate based on the 12 months ending	Data not available

Programs that target youth in the child welfare system:	
Estimate of state funds expended	Data not available
Estimate based on the 12 months ending	Data not available
Other programs:	
Programs or strategies included:	No data
Estimate of state funds expended	Not applicable
Estimate based on the 12 months ending	Not applicable

Funds Dedicated to Underage Drinking	
State derives funds dedicated to underage drinking from the following revenue streams:	
Taxes	No
Fines	No
Fees	No
Other	No data
Description of funding streams and how they are used:	
No data	

Additional Clarification

Ohio does not allocate state dollars to underage drinking. The funds used are all federal funds from block grants and EUDL dollars.



Oklahoma

State Profile and Underage Drinking Facts*

State Population: 3,791,508
Population Ages 12–20: 452,000

	Percentage	Number
Ages 12–20		
Past-Month Alcohol Use	23.9	108,000
Past-Month Binge Alcohol Use	15.4	70,000
Ages 12–14		
Past-Month Alcohol Use	4.7	7,000
Past-Month Binge Alcohol Use	2.4	4,000
Ages 15–17		
Past-Month Alcohol Use	20.8	31,000
Past-Month Binge Alcohol Use	14.9	22,000
Ages 18–20		
Past-Month Alcohol Use	44.7	70,000
Past-Month Binge Alcohol Use	28.0	44,000
Alcohol-Attributable Deaths (under 21)		68
Years of Potential Life Lost (under 21)		4,092
	Percentage of All Traffic Fatalities	**Number**
Traffic Fatalities, 15- to 20-Year-Old Drivers with BAC > 0.01	23.0	24

* See Appendix C for data sources.

Laws Addressing Minors in Possession of Alcohol

Underage Possession of Alcohol

Possession is prohibited with the following exception(s):

- Private location

Note: In Oklahoma, persons under 21 may possess with intent to consume low-point beer (defined as beer or malt beverages not more than 4 percent alcohol) if under the direct supervision of their parent or guardian.

Underage Consumption of Alcohol

Consumption is not explicitly prohibited.

Note: Although Oklahoma law contains no prohibition against underage consumption of alcoholic beverages generally, the state does prohibit consumption of "low-point beer" (defined as containing not more than 4 percent alcohol) by persons under 21 unless under the direct supervision of a parent or guardian. This exception does not allow persons under 21 to consume such beverages on premises licensed to dispense low-point beer.

Internal Possession by Minors

Internal possession is not explicitly prohibited.

Underage Purchase of Alcohol

Purchase is prohibited, but youth may purchase for law enforcement purposes.

Note: In Oklahoma, persons under 21 may purchase or attempt to purchase low-point beer (defined as beer or malt beverages not more than 4 percent alcohol) if under the direct supervision of their parent or guardian.

False Identification for Obtaining Alcohol

Provision(s) Targeting Minors

- Use of a false ID to obtain alcohol is a criminal offense.
- Penalty may include driver's license suspension through a judicial procedure.

Provisions Targeting Retailers

- Licenses for drivers under age 21 are easily distinguishable from those for drivers age 21 and older.
- No statutory affirmative defense—statutes do not provide an affirmative defense related to retailer's belief that the minor was age 21 or older.

Note: Oklahoma provides retailers a defense in criminal prosecutions for furnishing minors with "low-point beer" (defined as all beverages containing more than 0.5 percent alcohol by volume and not more than 4 percent alcohol by weight).

Laws Targeting Underage Drinking and Driving

BAC Limits: Youth (Underage Operators of Noncommercial Motor Vehicles)

- BAC limit: 0.00
- Any detectable alcohol in the blood is per se (conclusive) evidence of a violation
- Applies to drivers under age 21

Loss of Driving Privileges for Alcohol Violations by Minors ("Use/Lose Laws")

Use/lose penalties apply to minors under age 18.

Type(s) of Violation Leading to Driver's License Suspension, Revocation, or Denial

- Underage possession

Authority To Impose Driver's License Sanction

- Mandatory

Length of Suspension/Revocation

- 180 days

Graduated Driver's License

Learner Stage

- Minimum entry age: 15 years, 6 months
- Minimum learner-stage period: 6 months
- Minimum supervised driving requirement: 50 hours—10 of which must be at night

Intermediate Stage

- Minimum age: 16
- Unsupervised night driving
  - Prohibited after: 10 p.m.
  - Primary enforcement of the night-driving rule
- Passenger restrictions exist: No more than one unrelated passenger, unless accompanied by a driver at least 21
  - Primary enforcement of the passenger-restriction rule

License Stage

- Minimum age to lift restrictions: 16 years, 6 months

Laws Targeting Alcohol Suppliers

Furnishing Alcohol to Minors

Furnishing is prohibited—no explicit exceptions noted in the law.

Compliance Check Protocols

No data

Penalty Guidelines for Sales to Minors

No data

Responsible Beverage Service

No beverage service training requirement

Minimum Ages for Off-Premises Sellers

- Beer: 21
- Wine: 21
- Spirits: 21

Minimum Ages for On-Premises Sellers

- Beer: 18 for servers and 21 for bartenders
- Wine: 18 for servers and 21 for bartenders
- Spirits: 18 for servers and 21 for bartenders

Distance Limitations for New Alcohol Outlets Near Universities and Schools

Colleges and Universities

Limitations on outlet siting:

- Off-premises outlets: Yes—within 300 feet. College or university located within an improvement district may override state restriction.
- On-premises outlets: Yes—within 300 feet. College or university located within an improvement district may override state restriction.
- Alcohol products: Beer, wine, spirits

Primary and Secondary Schools

Prohibitions against outlet siting:

- Off-premises outlets: Yes—within 300 feet
- On-premises outlets: Yes—within 300 feet
- Alcohol products: Beer, wine, spirits

Dram Shop Liability

- There is no statutory liability.
- The courts recognize common law dram shop liability.

Social Host Liability Laws

There is no statutory liability.

Host Party Laws

Social host law is not specifically limited to underage drinking parties.

- Action by underage guest that triggers violation: Possession, consumption
- Property type(s) covered by liability law: Residence, outdoor, other
- Standard for hosts' knowledge or action regarding the party: Knowledge—host must have actual knowledge of the occurrence.
- Exception(s): Resident

Retailer Interstate Shipments of Alcohol

Retailer interstate shipments are prohibited for all types of beverages.

Direct Sales/Shipments of Alcohol by Producers

Direct sales/shipments from producers to consumers are not permitted

Keg Registration

- Keg definition: Not less than 4 gallons
- Prohibited:
  - Destroying the label on a keg—maximum fine/jail: $500/6 months
- Purchaser information collected:
  - Purchaser's name and address
  - Verified by a government-issued ID
- Warning information to purchaser: Passive—no purchaser action required
- Deposit: Not required
- Provisions do not specifically address disposable kegs.

Alcohol Pricing Policies

Home Delivery

- Beer: Prohibited
- Wine: Prohibited
- Spirits: Prohibited

Alcohol Tax

Beer (5 percent alcohol)

- Specific excise tax: $0.40 per gallon

Wine (12 percent alcohol)

- Specific excise tax: $0.72 per gallon

Spirits (40 percent alcohol)

- Specific excise tax: $5.56 per gallon
- Ad valorem excise tax (on-premises sales): 13.5 percent
- Ad valorem tax applied at retail level

Drink Specials

- Free beverages: Not prohibited
- Multiple servings at one time: Not prohibited
- Multiple servings for same price as single serving: Not prohibited
- Reduced price at specified day or time: Prohibited
- Unlimited beverages: Prohibited
- Increased volume: Prohibited

Wholesale Pricing

Pricing restrictions exist.

Beer (5 percent alcohol)

- Volume discounts: Banned
- Price posting requirements: Post and hold—1 month minimum
- Retailer credit: Not permitted

Wine (12 percent alcohol)

- Volume discounts: Banned
- Price posting requirements: Post and hold—2 months minimum
- Retailer credit: Not permitted

Spirits (40 percent alcohol)

- Volume discounts: Banned
- Price posting requirements: Post and hold—2 months minimum
- Retailer credit: Not permitted

Oklahoma State Survey Responses

State Agency Information	
Agency with primary responsibility for enforcing underage drinking laws:	
Alcoholic Beverage Laws Enforcement (ABLE) Commission	
Methods by which local and state enforcement agencies coordinate their efforts to enforce laws prohibiting underage drinking:	
State and local law enforcement agencies have concurrent jurisdiction with underage drinking laws. Many agencies coordinate activities with this agency. ABLE also contacts various law enforcement agencies for assistance with compliance checks. Additionally, ABLE coordinates and guides compliance checks though Too Much To Lose (2M2L) and Justice Assistance Grant (JAG).	
Enforcement Strategies	
State law enforcement agencies use:	
Cops in Shops	Yes
Shoulder Tap Operations	Yes
Party Patrol Operations or Programs	Yes
Underage Alcohol–Related Fatality Investigations	No
Local law enforcement agencies use:	
Cops in Shops	No
Shoulder Tap Operations	No
Party Patrol Operations or Programs	No
Underage Alcohol–Related Fatality Investigations	Yes
State has a program to investigate and enforce direct sales/shipment laws	Yes
Primary state agency responsible for enforcing laws addressing direct sales/shipments of alcohol to minors	No data
Such laws are also enforced by local law enforcement agencies	No
Enforcement Statistics	
State collects data on the number of minors found in possession	Yes
Number of minors found in possession by state law enforcement agencies	No data
Number pertains to the 12 months ending	No data
Data include arrests/citations issued by local law enforcement agencies	No
State conducts underage compliance checks/decoy operations[2] to determine if alcohol retailers are complying with laws prohibiting sales to minors	Yes
Data are collected on these activities	Yes
Number of licensees checked for compliance by state agencies	212
Number of licensees that failed state compliance checks	71
Numbers pertain to the 12 months ending	12/31/2011
Local agencies conduct underage compliance checks/decoy operations to determine if alcohol retailers are complying with laws prohibiting sales to minors	Yes
Data are collected on these activities	No
Number of licensees checked for compliance by local agencies	No data
Number of licensees that failed local compliance checks	No data
Numbers pertain to the 12 months ending	No data
Sanctions	
State collects data on fines imposed on retail establishments that furnish minors	Yes
Number of fines imposed by the state[3]	96
Total amount in fines across all licensees	No data
Numbers pertain to the 12 months ending	12/31/2011
State collects data on license suspensions imposed on retail establishments specifically for furnishing minors	Yes
Number of suspensions imposed by the state[4]	14
Total days of suspensions across all licensees	No data
Numbers pertain to the 12 months ending	12/31/2011

State collects data on license revocations imposed on retail establishments specifically for furnishing minors	Yes
Number of license revocations imposed[5]	11
Numbers pertain to the 12 months ending	12/31/2011

Additional Clarification

None given

[1]Or having consumed or purchased per state statutes.
[2]Underage compliance checks/decoy operations to determine whether alcohol retailers are complying with laws prohibiting sales to minors.
[3]Does not include fines imposed by local agencies.
[4]Does not include suspensions imposed by local agencies.
[5]Does not include revocations imposed by local agencies.

Underage Drinking Prevention Programs Operated or Funded by the State: Programs SPECIFIC TO Underage Drinking

Too Much To Lose (2M2L) (Enforcing Underage Drinking Laws Block Grant)	
Number of youth served	980
Number of parents served	0
Number of caregivers served	0
Numbers pertain to the 12 months ending	12/31/2011
Program has been evaluated	No
Evaluation report is available	Not applicable
URL for evaluation report:	Not applicable
URL for more program information:	Not applicable

Program description: Targeting communities throughout the State, the 2M2L project aims to decrease underage drinking and related social problems, decrease youth access to alcohol, increase community-level support for environmental change, and increase youth-driven prevention activities. The project's comprehensive plan includes enforcement training and technical assistance, community mobilization efforts, strategic partnership development, youth leadership development through youth clubs and a State Youth Council, interagency collaboration through two county-level law enforcement task forces, and media advocacy.

Responsible Beverage Sales and Service (RBSS) Training	
Number of youth served	0
Number of parents served	No data
Number of caregivers served	No data
Numbers pertain to the 12 months ending	12/31/2010
Program has been evaluated	Yes
Evaluation report is available	Yes
URL for evaluation report:	Not applicable
URL for more program information:	Not applicable

Program description: Conducted in partnership with the ABLE Commission, RBSS training aims to educate licensed alcohol retailers with the information and skills needed to prevent alcohol sales to those under age 21 and those showing signs of intoxication.

Regional Prevention Coordinators (RPCs) (Substance Abuse Prevention and Treatment Block Grant/State Appropriated Funds and Strategic Prevention Framework State Incentive Grant)	
Number of youth served	30,000
Number of parents served	No data
Number of caregivers served	No data
Numbers pertain to the 12 months ending	07/31/2011
Program has been evaluated	No

Evaluation report is available	Not applicable
URL for evaluation report:	
URL for more program information:	Not applicable

Program description: The primary purpose of RPCs is to provide regional prevention services by engaging community members, local organizations, public agencies, youth, and the media to change community conditions that contribute to alcohol-, tobacco-, and drug-related problems. A major goal of the RPCs is to prevent the onset and reduce the problems associated with the use of alcohol by those under age 21.

Underage Drinking Prevention Programs Operated or Funded by the State: Programs RELATED TO Underage Drinking

Safe and Drug-Free Schools and Communities (SDFSC) (Governor's Discretionary Grant)

URL for more program information: No data

Program description: The primary goal of the SDFSC projects is to provide community-based programs that include school-aged youth and parents and focus on prevention of violence in and around schools, as well as illegal use of alcohol, tobacco, and drugs within targeted communities throughout the state. Even though SDFSC funding has officially concluded, Oklahoma schools continue to have the opportunity to participate in the evidence-based AlcoholEdu for High School program. The state continues to have available Social Host Law (Oklahomans Who Host Stand to Lose the Most) media materials to promote and improve enforcement of social host liability.

Additional Information Related to Underage Drinking Prevention Programs

State collaborates with federally recognized Tribal governments in the prevention of underage drinking — Yes

Description of collaboration: The state has active collaborations with several Tribal nations, including Cherokee Nation, Osage Tribe, Choctaw Nation, and the Cheyenne-Arapaho Tribes. These collaborations include Tribal representatives serving as RBSS trainers, facilitators for the statewide 2M2L Youth Leadership Academy, and members of state advisory groups. In addition, Tribal representatives participate in 2M2L youth and adult training opportunities throughout the year. Tribal marshals have conducted alcohol compliance checks in partnership with the state's underage drinking prevention projects, and at least two Tribes are working with an RPC to require mandatory RBSS training for all casino employees.

State has programs to measure and/or reduce youth exposure to alcohol advertising and marketing — No

Program description: Not applicable

State has adopted or developed best practice standards for underage drinking prevention programs — Yes

Best practice standards description: Oklahoma's priority is to fund and implement evidence-based environmental strategies for the prevention of underage drinking. A strategy is considered a best practice if:

- Definition 1: It is included on federal lists or registries of evidence-based strategies.
- Definition 2: It is reported (with positive effects) in peer-reviewed journals.
- Definition 3: Documented effectiveness is supported by other sources of information and the consensus judgment of informed experts as specified by the Oklahoma Evidence Based Workgroup.

Additional Clarification

None given

State Interagency Collaboration	
A state-level interagency governmental body/committee exists to coordinate or address underage drinking prevention activities	Yes
Committee contact information: Name: Jessica Hawkins E-mail: jhawkins@odmhsas.org Address: 1200 NE 13th Street, Oklahoma City, OK 73152 Phone: 405-522-5952	
Agencies/organizations represented on the committee: • Oklahoma Alcoholic Beverage Law Enforcement Commission • Oklahoma Turning Point • Oklahoma State Department of Education • Oklahoma Department of Mental Health & Substance Abuse Services • Oklahoma Highway Safety Office • Oklahoma Department of Public Safety • Oklahoma State Department of Health • Oklahoma Commission on Children & Youth • Oklahoma Institute for Child Advocacy • University of Oklahoma • Oklahoma State Legislature • Youth • Oklahoma Prevention Policy Alliance	
A website or other public source exists to describe committee activities URL or other means of access: http://www.ok.gov/odmhsas/Prevention_Programs/Initiatives/Underage_Drinking_Prevention_Initiatives/index.ht	Yes

Underage Drinking Reports	
State has prepared a plan for preventing underage drinking in the last 3 years	No
Prepared by: Not applicable Plan can be accessed via: Not applicable	
State has prepared a report on preventing underage drinking in the last 3 years	No
Prepared by: Not applicable Plan can be accessed via: Not applicable	

Additional Clarification
None given

State Expenditures for the Prevention of Underage Drinking	
Compliance checks/decoy operations in retail outlets:	
Estimate of state funds expended	Data not available
Estimate based on the 12 months ending	Data not available
Checkpoints and saturation patrols:	
Estimate of state funds expended	Data not available
Estimate based on the 12 months ending	Data not available
Community-based programs to prevent underage drinking:	
Estimate of state funds expended	0
Estimate based on the 12 months ending	12/31/2011
K–12 school-based programs to prevent underage drinking:	
Estimate of state funds expended	0
Estimate based on the 12 months ending	12/31/2011

Programs targeted to institutes of higher learning:	
Estimate of state funds expended	0
Estimate based on the 12 months ending	12/31/2011
Programs that target youth in the juvenile justice system:	
Estimate of state funds expended	0
Estimate based on the 12 months ending	12/31/2011
Programs that target youth in the child welfare system:	
Estimate of state funds expended	0
Estimate based on the 12 months ending	12/31/2011
Other programs:	
Programs or strategies included:	No data
Estimate of state funds expended	No data
Estimate based on the 12 months ending	No data

Funds Dedicated to Underage Drinking	
State derives funds dedicated to underage drinking from the following revenue streams:	
Taxes	No
Fines	No
Fees	No
Other	No data
Description of funding streams and how they are used:	
No data	
Additional Clarification	
None given	

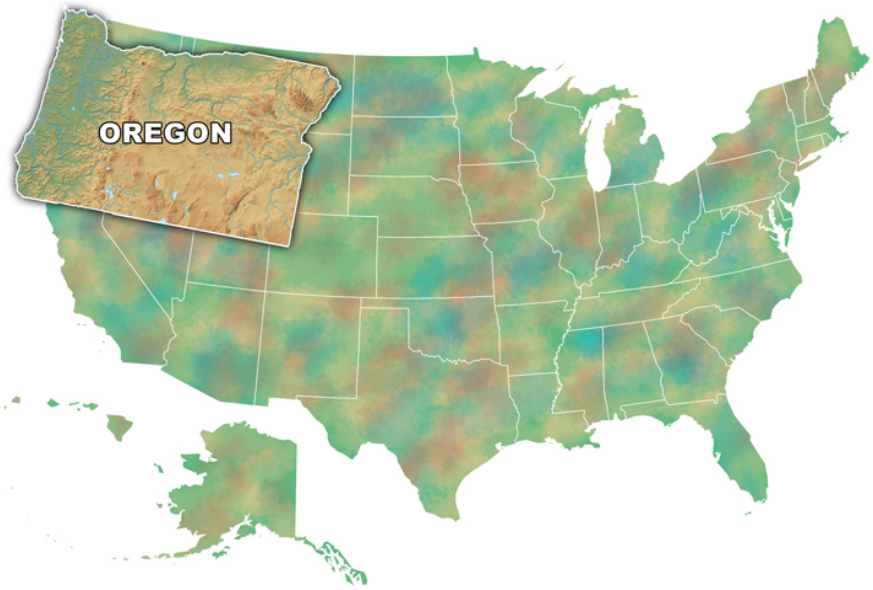

Oregon

State Profile and Underage Drinking Facts*

State Population: 3,871,859
Population Ages 12–20: 447,000

	Percentage	Number
Ages 12–20		
Past-Month Alcohol Use	30.5	136,000
Past-Month Binge Alcohol Use	18.8	84,000
Ages 12–14		
Past-Month Alcohol Use	7.2	11,000
Past-Month Binge Alcohol Use	4.1	6,000
Ages 15–17		
Past-Month Alcohol Use	26.0	37,000
Past-Month Binge Alcohol Use	12.6	18,000
Ages 18–20		
Past-Month Alcohol Use	56.4	88,000
Past-Month Binge Alcohol Use	38.2	60,000
Alcohol-Attributable Deaths (under 21)		44
Years of Potential Life Lost (under 21)		2,641
	Percentage of All Traffic Fatalities	**Number**
Traffic Fatalities, 15- to 20-Year-Old Drivers with BAC > 0.01	15.0	6

* See Appendix C for data sources.

Laws Addressing Minors in Possession of Alcohol

Underage Possession of Alcohol

Possession is prohibited with the following exception(s):

- Private residence AND
- Parent/guardian

Underage Consumption of Alcohol

Consumption is prohibited with the following exception(s):

- Private residence AND
- Parent/guardian

Internal Possession by Minors

Internal possession is not explicitly prohibited.

Note: Although Oregon does not prohibit internal possession, it does prohibit "personal possession" of an alcoholic beverage. Personal possession includes the "consumption of a bottle of such beverages, or any portion thereof or a drink of such beverages" (Or. Rev. Stat. § 471.430). Laws that prohibit minors from having alcohol in their bodies, but which do so without reference to a blood, breath, or urine test, are not considered as prohibiting internal possession, for purposes of this report.

Underage Purchase of Alcohol

Purchase is prohibited, but youth may purchase for law enforcement purposes.

False Identification for Obtaining Alcohol

Provision(s) Targeting Minors

- Use of a false ID to obtain alcohol is a criminal offense.
- Penalty may include driver's license suspension through a judicial procedure.

Provisions Targeting Retailers

- State provides incentives to retailers who use electronic scanners that read birthdate and other information digitally encoded on valid identification cards
- Specific affirmative defense—the retailer inspected the false ID and came to a reasonable conclusion based on its appearance that it was valid.
- Retailer has the statutory right to sue a minor who uses a false ID to purchase alcohol for any losses or fines suffered by the retailer as a result of the illegal sale.

Laws Targeting Underage Drinking and Driving

BAC Limits: Youth (Underage Operators of Noncommercial Motor Vehicles)

- BAC limit: 0.00
- Any detectable alcohol in the blood is per se (conclusive) evidence of a violation
- Applies to drivers under age 21

Loss of Driving Privileges for Alcohol Violations by Minors ("Use/Lose Laws")

Use/lose penalties apply to minors under age 21.

Type(s) of Violation Leading to Driver's License Suspension, Revocation, or Denial

- Underage possession
- Underage consumption

Authority To Impose Driver's License Sanction

- Mandatory

Length of Suspension/Revocation

- 365 days

Graduated Driver's License

Learner Stage

- Minimum entry age: 15
- Minimum learner-stage period: 6 months
- Minimum supervised driving requirement: 50 hours—with driver education; 100 hours without

Intermediate Stage

- Minimum age: 16
- Unsupervised night driving
  - Prohibited after: 12 a.m.
  - Primary enforcement of the night-driving rule
- Passenger restrictions exist: For first 6 months, no unrelated passengers under age 20. For second 6 months, no more than three unrelated passengers under age 20. Exception if accompanied by parent or instructor.
  - Primary enforcement of the passenger-restriction rule

License Stage

- Minimum age to lift restrictions: 17

Laws Targeting Alcohol Suppliers

Furnishing Alcohol to Minors

Furnishing is prohibited with the following exception(s):

- Private residence AND
- Parent/guardian

Compliance Check Protocols

Age of Decoy

- Minimum: 17
- Maximum: 20

Appearance Requirements

- Must look under 26 years old

ID Possession
- Required

Verbal Exaggeration of Age
- Prohibited

Decoy Training
- Not specified

Penalty Guidelines for Sales to Minors

- Time period/conditions: 2 years
- First offense: $1,650 fine or 10-day suspension
- Second offense: $4,950 fine or 30-day license suspension
- Third offense: 30-day license suspension
- Fourth offense: License revocation

Responsible Beverage Service

Mandatory Provisions

Mandatory Beverage Service Training for Licensees, Managers, Servers
- Applies to both on-sale and off-sale establishments
- Applies to both new and existing outlets

Voluntary Provisions (advanced program)

In addition to the mandated beverage service training, licensees that participate in the voluntary Responsible Vendor Training Program, which includes more in-depth educational requirements and skills development, are eligible for mitigation of fines or other administrative penalties for sales to minors.

Voluntary Beverage Service Training
- Applies to both on-sale and off-sale establishments
- Applies to both new and existing outlets

Incentives for Training
- Mitigation of fines or other administrative penalties for sales to minors
- Protection against license revocation for sales to minors

Minimum Ages for Off-Premises Sellers

- Beer: 18
- Wine: 18
- Spirits: 18

Minimum Ages for On-Premises Sellers

- Beer: 18 for both servers and bartenders
- Wine: 18 for both servers and bartenders
- Spirits: 18 for both servers and bartenders

Distance Limitations for New Alcohol Outlets Near Universities and Schools

Colleges and Universities
No distance limitation

Primary and Secondary Schools
No distance limitation

Dram Shop Liability

Statutory liability exists.

Social Host Liability Laws

Statutory liability exists.

Host Party Laws

Social host law is not specifically limited to underage drinking parties.

- Action by underage guest that triggers violation: Consumption
- Property type(s) covered by liability law: Residence, outdoor, other
- Standard for hosts' knowledge or action regarding the party: Knowledge—host must have actual knowledge of the occurrence.
- Exception(s): Family

Note: Oregon's social host provision states that its prohibitions apply only to a person who is present and in control of the location at the time underage consumption occurs.

Retailer Interstate Shipments of Alcohol

Prohibition against retailer interstate shipments:

- Beer: Prohibited
- Wine: Permitted
- Spirits: Prohibited

Direct Sales/Shipments of Alcohol by Producers

Direct sales/shipments from producers to consumers are permitted for wine (or cider) with the following restrictions:

Age Verification Requirements

- Common carrier must verify age of recipient.

State Approval/Permit Requirements

- Producer/shipper must obtain state permit.
- State must approve common carrier.

Reporting Requirements

- Producer must record/report purchaser's name.
- Common carrier must record/report purchaser's name.

Shipping Label Statement Requirements

- Contains alcohol
- Recipient must be 21

Note: While all deliverers/carriers must record the name, signature, and delivery address of the person receiving the alcohol, a "for-hire" carrier must retain this information for 18 months. If the shipper does not use a "for-hire" carrier, then the shipper must retain the information for 18 months.

Keg Registration

- Keg definition: More than 7 gallons
- Prohibited:
  - Possessing an unregistered, unlabeled keg—maximum fine/jail: $6,250/1 year
- Purchaser information collected:
  - Purchaser's name and address
  - Verified by a government-issued ID
  - Address where keg will be consumed
- Warning information to purchaser: Active—purchaser action required (e.g., signature)
- Deposit: Not required
- Provisions do not specifically address disposable kegs.

Alcohol Pricing Policies

Home Delivery

- Beer: Permitted—if the licensee ships via a for-hire carrier, the carrier must have been approved by the Commission prior to delivering malt beverages, wine, or cider to any resident of Oregon.
- Wine: Permitted—if the licensee ships via a for-hire carrier, the carrier must have been approved by the Commission prior to delivering malt beverages, wine, or cider to any resident of Oregon.
- Spirits: No law

Alcohol Tax

- Beer (5 percent alcohol): Specific excise tax is $0.08 per gallon.
- Wine (12 percent alcohol): Control state
- Spirits (40 percent alcohol): Control state

Drink Specials

- Free beverages: Not prohibited
- Multiple servings at one time: Not prohibited
- Multiple servings for same price as single serving: Not prohibited
- Reduced price at specified day or time: Not prohibited—not permitted after midnight
- Unlimited beverages: Prohibited
- Increased volume: Not prohibited

Wholesale Pricing

Pricing restrictions exist.

Beer (5 percent alcohol)

- Volume discounts: Banned
- Price posting requirements: Post and hold—14 days minimum. Licensees must make price lists available for Commission inspection.
- Retailer credit: Not permitted

Wine (12 percent alcohol)

Control state

Spirits (40 percent alcohol)

Control state

Oregon State Survey Responses

State Agency Information	
Agency with primary responsibility for enforcing underage drinking laws:	
Oregon Liquor Control Commission (OLCC)	
Methods by which local and state enforcement agencies coordinate their efforts to enforce laws prohibiting underage drinking:	
Typically, the OLCC assists in issuing criminal citations and will work together with local law enforcement on specialized alcohol enforcement operations (such as party patrols, controlled party dispersals, tail-gate parties).	
Enforcement Strategies	
State law enforcement agencies use:	
Cops in Shops	No
Shoulder Tap Operations	No
Party Patrol Operations or Programs	Yes
Underage Alcohol–Related Fatality Investigations	No
Local law enforcement agencies use:	
Cops in Shops	Yes
Shoulder Tap Operations	Yes
Party Patrol Operations or Programs	Yes
Underage Alcohol–Related Fatality Investigations	No
State has a program to investigate and enforce direct sales/shipment laws	No
Primary state agency responsible for enforcing laws addressing direct sales/shipments of alcohol to minors	No data
Such laws are also enforced by local law enforcement agencies	No
Enforcement Statistics	
State collects data on the number of minors found in possession	Yes
Number of minors found in possession by state law enforcement agencies	7,762
Number pertains to the 12 months ending	12/31/2008
Data include arrests/citations issued by local law enforcement agencies	Yes
State conducts underage compliance checks/decoy operations[2] to determine if alcohol retailers are complying with laws prohibiting sales to minors	Yes
Data are collected on these activities	Yes
Number of licensees checked for compliance by state agencies	1,747
Number of licensees that failed State compliance checks	394
Numbers pertain to the 12 months ending	12/31/2011
Local agencies conduct underage compliance checks/decoy operations to determine if alcohol retailers are complying with laws prohibiting sales to minors	Yes
Data are collected on these activities	No
Number of licensees checked for compliance by local agencies	Data not collected
Number of licensees that failed local compliance checks	Data not collected
Numbers pertain to the 12 months ending	Data not collected
Sanctions	
State collects data on fines imposed on retail establishments that furnish minors	Yes
Number of fines imposed by the state[3]	223
Total amount in fines across all licensees	$224,383
Numbers pertain to the 12 months ending	12/31/2011
State collects data on license suspensions imposed on retail establishments specifically for furnishing minors	Yes
Number of suspensions imposed by the state[4]	112
Total days of suspensions across all licensees	856
Numbers pertain to the 12 months ending	12/31/2011

State collects data on license revocations imposed on retail establishments specifically for furnishing minors	Yes
Number of license revocations imposed[5]	0
Numbers pertain to the 12 months ending	12/31/2011

Additional Clarification

While there were no revocations imposed on retailers, eight licensees surrendered their license rather than pay a fine or serve a suspension for furnishing alcohol to minors.

[1] Or having consumed or purchased per state statutes.
[2] Underage compliance checks/decoy operations to determine whether alcohol retailers are complying with laws prohibiting sales to minors.
[3] Does not include fines imposed by local agencies.
[4] Does not include suspensions imposed by local agencies.
[5] Does not include revocations imposed by local agencies.

Underage Drinking Prevention Programs Operated or Funded by the State: Programs SPECIFIC TO Underage Drinking

Minor Decoy Operations	
Number of youth served	No data
Number of parents served	No data
Number of caregivers served	No data
Numbers pertain to the 12 months ending	No data
Program has been evaluated	No
Evaluation report is available	Not applicable
URL for evaluation report:	Not applicable
URL for more program information:	Not applicable

Program description: Underage buyers accompanied by plainclothes law enforcement and/or liquor control inspectors attempt to purchase alcohol at both on-premises and off-premises licensed establishments.

Party Patrols / Controlled Party Dispersal Operations	
Number of youth served	No data
Number of parents served	No data
Number of caregivers served	No data
Numbers pertain to the 12 months ending	No data
Program has been evaluated	No
Evaluation report is available	Not applicable
URL for evaluation report:	Not applicable
URL for more program information:	Not applicable

Program description: Run primarily by local law enforcement with the help of community coalition volunteers, controlled party dispersal operations attempt to disperse underage drinking parties in a manner that lessens the potential for harm to people and property. Party Dispersal Teams are trained in the best-practice techniques for effectively dispersing underage drinking parties, processing partygoers, issuing citations, calling for parental pickup of underage drinkers, and locating the source of the alcohol at the party. In addition, Party Patrol Teams have been established in a number of communities to look for potential underage drinking parties in known party areas. When located, local law enforcement is contacted to make them aware of the party, and the Party Dispersal Teams are contacted and engaged.

Underage Drinking Prevention Programs Operated or Funded by the State: Programs RELATED TO Underage Drinking
No Data
URL for more program information: No data
Program description: No data

Additional Information Related to Underage Drinking Prevention Programs	
State collaborates with federally recognized Tribal governments in the prevention of underage drinking	Yes
Description of collaboration: Each of the nine federally recognized Tribes in Oregon are provided a biennial allotment of funding from the Substance Abuse Prevention & Treatment (SAPT) Block Grant. In addition, Enforcing Underage Drinking Laws (EUDL) funds have been provided to each of the Tribes on a regular basis. Funding has provided the Tribes with the ability to fund many culturally specific Tribal best practices, as well as to provide public information about underage drinking prevention.	
State has programs to measure and/or reduce youth exposure to alcohol advertising and marketing	No
Program description: Not applicable	
State has adopted or developed best practice standards for underage drinking prevention programs	Yes
Best practice standards description: Oregon law requires that specified agencies fund evidence-based practices with no less than 75 percent of the funding they receive. Additional details can be found at http://www.oregonlaws.org/ors/182.525. The Oregon Health Authority has developed a process for approval of evidence-based practices and programs and has a website to allow easy access to information about them: http://www.oregon.gov/OHA/mentalhealth/ebp/main.shtml	
Additional Clarification	
None given	

State Interagency Collaboration	
A state-level interagency governmental body/committee exists to coordinate or address underage drinking prevention activities	Yes
Committee contact information: Name: Jeff Ruscoe E-mail: jeff.ruscoe@state.or.us Address: Oregon Health Authority, Addictions & Mental Health Division, 500 Summer St. NE, E-86, Salem, OR 97301-1118 Phone: 503-945-5901	
Agencies/organizations represented on the committee: • Oregon Health Authority - Addictions & Mental Health • Oregon Liquor Control Commission • Association of Oregon Community Mental Health Programs • Oregon Legislature (Senate) • Oregon Commission on Children & Families • Confederated Tribes of Grand Ronde • The Next Door, Inc. • Coalition of Advocates for Equal Access for Girls	
A website or other public source exists to describe committee activities	No
URL or other means of access: Not applicable	

Underage Drinking Reports	
State has prepared a plan for preventing underage drinking in the last 3 years	No
Prepared by: Not applicable	
Plan can be accessed via: Not applicable	

State has prepared a report on preventing underage drinking in the last 3 years	No
Prepared by: Not applicable	
Plan can be accessed via: Not applicable	

Additional Clarification

None given

State Expenditures for the Prevention of Underage Drinking	
Compliance checks/decoy operations in retail outlets:	
Estimate of state funds expended	Data not available
Estimate based on the 12 months ending	Data not available
Checkpoints and saturation patrols:	
Estimate of state funds expended	Data not available
Estimate based on the 12 months ending	Data not available
Community-based programs to prevent underage drinking:	
Estimate of state funds expended	Data not available
Estimate based on the 12 months ending	Data not available
K–12 school-based programs to prevent underage drinking:	
Estimate of state funds expended	Data not available
Estimate based on the 12 months ending	Data not available
Programs targeted to institutes of higher learning:	
Estimate of state funds expended	Data not available
Estimate based on the 12 months ending	Data not available
Programs that target youth in the juvenile justice system:	
Estimate of state funds expended	Data not available
Estimate based on the 12 months ending	Data not available
Programs that target youth in the child welfare system:	
Estimate of state funds expended	Data not available
Estimate based on the 12 months ending	Data not available
Other programs:	
Programs or strategies included: No data	
Estimate of state funds expended	Not applicable
Estimate based on the 12 months ending	Not applicable

Funds Dedicated to Underage Drinking	
State derives funds dedicated to underage drinking from the following revenue streams:	
Taxes	No
Fines	No
Fees	No
Other	No data
Description of funding streams and how they are used:	
No data	

Additional Clarification

None given

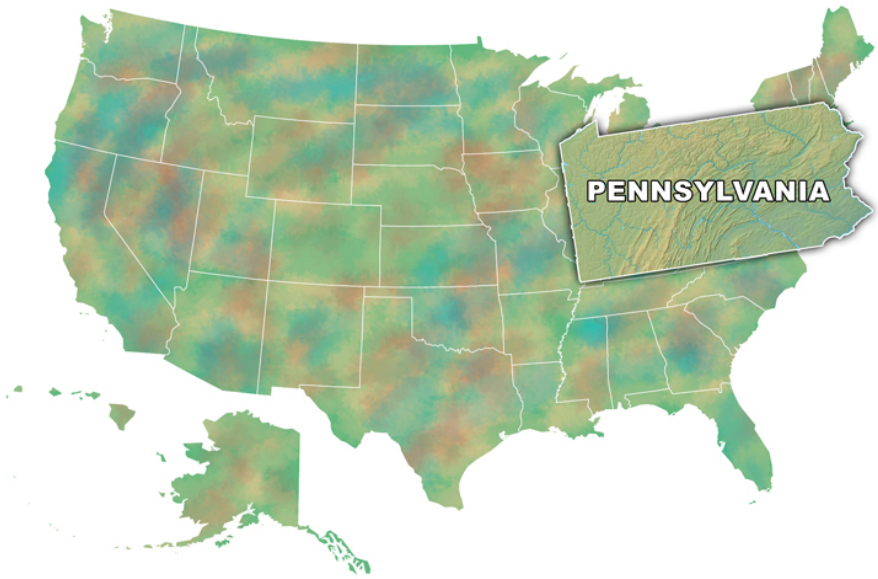

Pennsylvania

State Profile and Underage Drinking Facts*

State Population: 12,742,886
Population Ages 12–20: 1,542,000

	Percentage	Number
Ages 12–20		
Past-Month Alcohol Use	28.7	442,000
Past-Month Binge Alcohol Use	18.7	288,000
Ages 12–14		
Past-Month Alcohol Use	5.5	26,000
Past-Month Binge Alcohol Use	2.1	10,000
Ages 15–17		
Past-Month Alcohol Use	24.9	124,000
Past-Month Binge Alcohol Use	15.2	76,000
Ages 18–20		
Past-Month Alcohol Use	51.1	292,000
Past-Month Binge Alcohol Use	35.5	203,000
Alcohol-Attributable Deaths (under 21)		193
Years of Potential Life Lost (under 21)		11,509
	Percentage of All Traffic Fatalities	**Number**
Traffic Fatalities, 15- to 20-Year-Old Drivers with BAC > 0.01	26.0	58

* See Appendix C for data sources.

Laws Addressing Minors in Possession of Alcohol

Underage Possession of Alcohol

Possession is prohibited—no explicit exceptions noted in the law.

Underage Consumption of Alcohol

Consumption is prohibited—no explicit exceptions noted in the law.

Internal Possession by Minors

Internal possession is not explicitly prohibited.

Underage Purchase of Alcohol

Purchase is prohibited, but youth may purchase for law enforcement purposes.

False Identification for Obtaining Alcohol

Provision(s) Targeting Minors

- Use of a false ID to obtain alcohol is a criminal offense.
- Penalty may include driver's license suspension through a judicial procedure.

Provision(s) Targeting Suppliers

- It is a criminal offense to lend, transfer, or sell a false ID.
- It is a criminal offense to manufacture or distribute a false ID.

Provisions Targeting Retailers

- State provides incentives to retailers who use electronic scanners that read birthdate and other information digitally encoded on valid identification cards.
- Specific affirmative defense—the retailer inspected the false ID and came to a reasonable conclusion based on its appearance that it was valid.

Laws Targeting Underage Drinking and Driving

BAC Limits: Youth (Underage Operators of Noncommercial Motor Vehicles)

- BAC limit: 0.00
- Any detectable alcohol in the blood is per se (conclusive) evidence of a violation
- Applies to drivers under age 21

Loss of Driving Privileges for Alcohol Violations by Minors ("Use/Lose Laws")

Use/lose penalties apply to minors under age 21.

Type(s) of Violation Leading to Driver's License Suspension, Revocation, or Denial

- Underage purchase
- Underage possession
- Underage consumption

Authority To Impose Driver's License Sanction

- Mandatory

Length of Suspension/Revocation
- 90 days

Graduated Driver's License

Learner Stage
- Minimum entry age: 16
- Minimum learner-stage period: 6 months
- Minimum supervised driving requirement: 65 hours—10 of which must be at night

Intermediate Stage
- Minimum age: 16 years, 6 months
- Unsupervised night driving
  - Prohibited after: 11 p.m.
  - Primary enforcement of the night-driving rule
- Passenger restrictions exist: First 6 months, no more than one passenger under age 18 not in the immediate family. After 6 months, no more than three unrelated passengers under 18 unless accompanied by a parent or guardian.
  - Primary enforcement of the passenger-restriction rule

License Stage
- Minimum age to lift restrictions: 17 years, 6 months

Laws Targeting Alcohol Suppliers

Furnishing Alcohol to Minors

Furnishing is prohibited—no explicit exceptions noted in the law.

Compliance Check Protocols

Age of Decoy
- Minimum: 18
- Maximum: 20.5

Appearance Requirements
- Age-appropriate dress and appearance

ID Possession
- Discretionary

Verbal Exaggeration of Age
- Permitted

Decoy Training
- Mandated

Penalty Guidelines for Sales to Minors
- Time period/conditions: 4 years
- First offense: $1,000–$5,000 fine and/or license suspension/revocation
- Second offense: $1,000–$5,000 fine and/or license suspension/revocation
- Third offense: License suspension or revocation

Note: If licensee has participated in responsible alcohol management program and has not sold to minors in previous 4 years, penalty can be $50–$1,000 fine and/or license suspension/revocation.

Responsible Beverage Service

Voluntary Beverage Service Training

- Applies to both on-sale and off-sale establishments
- Applies to both new and existing outlets

Incentive for Training

- Mitigation of fines or other administrative penalties for sales to minors

Minimum Ages for Off-Premises Sellers

- Beer: 18
- Wine: 18
- Spirits: 18

Note: In Pennsylvania, a minor 17 years of age who is a high school graduate or is declared to have attained his or her academic potential by the chief administrator of his or her school district is deemed to be a minor 18 years of age for purposes of the laws relating to the employment of minors by retail licensees.

Minimum Ages for On-Premises Sellers

- Beer: 18 for both servers and bartenders
- Wine: 18 for both servers and bartenders
- Spirits: 18 for both servers and bartenders

Note: In Pennsylvania, a minor 17 years of age who is a high school graduate or who is declared to have attained his or her academic potential by the chief administrator of his or her school district is deemed to be a minor 18 years of age for purposes of the laws relating to the employment of minors by retail licensees.

Distance Limitations for New Alcohol Outlets Near Universities and Schools

Colleges and Universities

No distance limitation

Primary and Secondary Schools

No distance limitation

Dram Shop Liability

- There is no statutory liability.
- The courts recognize common law dram shop liability.

Social Host Liability Laws

- There is no statutory liability.
- The courts recognize common law social host liability.

Host Party Laws

Social host law is not specifically limited to underage drinking parties.

- Action by underage guest that triggers violation: Possession
- Property type(s) covered by liability law: Residence, outdoor, other
- Standard for hosts' knowledge or action regarding the party: Knowledge—host must have actual knowledge of the occurrence.

Retailer Interstate Shipments of Alcohol

Retailer interstate shipments are prohibited for all types of beverages.

Direct Sales/Shipments of Alcohol by Producers

Direct sales/shipments from producers to consumers are not permitted.

Note: Limited wineries (wineries with a maximum output of 200,000 gallons per year that use fruit or agricultural commodities grown in the state) may ship wine to retail customers via a transporter-for-hire or in a vehicle properly registered with the Board.

Keg Registration

Registration is not required.

Alcohol Pricing Policies

Home Delivery

- Beer: No law
- Wine: No law
- Spirits: No law

Alcohol Tax

- Beer (5 percent alcohol): Specific excise tax is $0.08 per gallon.
- Wine (12 percent alcohol): Control state
- Spirits (40 percent alcohol): Control state

Drink Specials

- Free beverages: Not prohibited
- Multiple servings at one time: Not prohibited
- Multiple servings for same price as single serving: Prohibited
- Reduced price at specified day or time: Not prohibited—limited to 4 consecutive hours per day and no more than 14 hours per week. Discounts may not be offered after 12 midnight.
- Unlimited beverages: Prohibited
- Increased volume: Prohibited

Wholesale Pricing

Pricing restrictions exist.

Beer (5 percent alcohol)

- Retailer credit: Not permitted

Wine (12 percent alcohol)

- Control state

Spirits (40 percent alcohol)

- Control state

Note: Although current law suggests there is a 120-day hold on reducing prices posted by the wholesaler for distribution of beer, that rule is no longer legal or being enforced as a result of an order on January 15, 1999, by Judge Richard Caputo of the United States District Court for the Middle District of Pennsylvania. The order granted a permanent injunction prohibiting the enforcement of several sections of the Liquor Code, including 47 Pa. Cons. Stat. § 4-447. Therefore, the requirement that wholesale prices be reported and if reduced, remain at that level for at least 120 days, is no longer legal or enforced, and prices of malt beverages can be reduced and then raised at any time. See Legal Advisory No. 11. http://www.portal.state.pa.us/portal/server.pt?open=514&objID=611927&mode=2

Pennsylvania State Survey Responses

State Agency Information	
Agency with primary responsibility for enforcing underage drinking laws:	
Pennsylvania State Police Bureau of Liquor Control Enforcement (BLCE)	
Methods by which local and state enforcement agencies coordinate their efforts to enforce laws prohibiting underage drinking:	
The Pennsylvania State Police BLCE continues to provide a variety of alcohol-related trainings throughout the state to other enforcement and prevention agencies. The Bureau presents itself as a resource to assist them in enforcement and prosecution.	
Enforcement Strategies	
State law enforcement agencies use:	
Cops in Shops	No
Shoulder Tap Operations	No
Party Patrol Operations or Programs	Yes
Underage Alcohol–Related Fatality Investigations	Yes
Local law enforcement agencies use:	
Cops in Shops	Yes
Shoulder Tap Operations	No
Party Patrol Operations or Programs	Yes
Underage Alcohol–Related Fatality Investigations	Yes
State has a program to investigate and enforce direct sales/shipment laws	No
Primary state agency responsible for enforcing laws addressing direct sales/shipments of alcohol to minors	Not applicable
Such laws are also enforced by local law enforcement agencies	Unknown
Enforcement Statistics	
State collects data on the number of minors found in possession	Yes
Number of minors found in possession by state law enforcement agencies	13,355
Number pertains to the 12 months ending	12/31/2011
Data include arrests/citations issued by local law enforcement agencies	Yes
State conducts underage compliance checks/decoy operations[2] to determine if alcohol retailers are complying with laws prohibiting sales to minors	Yes
Data are collected on these activities	Yes
Number of licensees checked for compliance by state agencies	788
Number of licensees that failed state compliance checks	214
Numbers pertain to the 12 months ending	12/31/2011
Local agencies conduct underage compliance checks/decoy operations to determine if alcohol retailers are complying with laws prohibiting sales to minors	No
Data are collected on these activities	No
Number of licensees checked for compliance by local agencies	Data not collected
Number of licensees that failed local compliance checks	Data not collected
Numbers pertain to the 12 months ending	Data not collected
Sanctions	
State collects data on fines imposed on retail establishments that furnish minors	Yes
Number of fines imposed by the state[3]	217
Total amount in fines across all licensees	$318,050
Numbers pertain to the 12 months ending	12/31/2011
State collects data on license suspensions imposed on retail establishments specifically for furnishing minors	Yes
Number of suspensions imposed by the state[4]	30
Total days of suspensions across all licensees	116
Numbers pertain to the 12 months ending	12/31/2011

State collects data on license revocations imposed on retail establishments specifically for furnishing minors	Yes
Number of license revocations imposed[5]	0
Numbers pertain to the 12 months ending	12/31/2011

Additional Clarification

None given

[1]Or having consumed or purchased per state statutes.
[2]Underage compliance checks/decoy operations to determine whether alcohol retailers are complying with laws prohibiting sales to minors.
[3]Does not include fines imposed by local agencies.
[4]Does not include suspensions imposed by local agencies.
[5]Does not include revocations imposed by local agencies.

Underage Drinking Prevention Programs Operated or Funded by the State: Programs SPECIFIC TO Underage Drinking

Choices

Number of youth served	6,245
Number of parents served	0
Number of caregivers served	2,984
Numbers pertain to the 12 months ending	12/31/2011
Program has been evaluated	No
Evaluation report is available	Not applicable
URL for evaluation report:	Not applicable
URL for more program information:	Not applicable

Program description: This educational program is provided by liquor enforcement officers who discuss liquor laws, and the consequences for violations of these laws, with youth. This program is designed to be factual and motivational to help youth make informed decisions when presented with peer pressures. Choices provided 80 presentations in 2010.

College Enforcement and Awareness Initiative

Number of youth served	4,783
Number of parents served	0
Number of caregivers served	812
Numbers pertain to the 12 months ending	12/31/2011
Program has been evaluated	No
Evaluation report is available	Not applicable
URL for evaluation report:	Not applicable
URL for more program information:	Not applicable

Program description: This educational program is designed to educate college students at the beginning of the school year about laws regarding alcohol and to warn them that the Pennsylvania State Police Bureau of Liquor Control Enforcement will be enforcing the laws on their campuses. The College Enforcement and Awareness Initiative provided 43 presentations in 2010.

Underage Drinking Prevention Programs Operated or Funded by the State: Programs RELATED TO Underage Drinking

None

URL for more program information: Not applicable

Program description: Not applicable

Additional Information Related to Underage Drinking Prevention Programs	
State collaborates with federally recognized Tribal governments in the prevention of underage drinking	No
Description of collaboration: Not applicable	
State has programs to measure and/or reduce youth exposure to alcohol advertising and marketing	No
Program description: Not applicable	
State has adopted or developed best practice standards for underage drinking prevention programs	No
Best practice standards description: Not applicable	
Additional Clarification	
None given	

State Interagency Collaboration	
A state-level interagency governmental body/committee exists to coordinate or address underage drinking prevention activities	Unknown
Committee contact information:	
No data	
Agencies/organizations represented on the committee:	
No data	
A website or other public source exists to describe committee activities	No data
URL or other means of access: Not applicable	

Underage Drinking Reports	
State has prepared a plan for preventing underage drinking in the last 3 years	No
Prepared by: Not applicable	
Plan can be accessed via: Not applicable	
State has prepared a report on preventing underage drinking in the last 3 years	Yes
Prepared by: Pennsylvania Liquor Control Board, Act 85 biennial report to the legislature	
Plan can be accessed via: http://www.lcb.state.pa.us/portal/server.pt/community/pennsylvania_liquor_control_board/17476	
Additional Clarification	
None given	

State Expenditures for the Prevention of Underage Drinking	
Compliance checks/decoy operations in retail outlets:	
Estimate of state funds expended	$39,686
Estimate based on the 12 months ending	12/31/2011
Checkpoints and saturation patrols:	
Estimate of state funds expended	$88,302
Estimate based on the 12 months ending	12/31/2011
Community-based programs to prevent underage drinking:	
Estimate of state funds expended	$1,461
Estimate based on the 12 months ending	12/31/2011
K–12 school-based programs to prevent underage drinking:	
Estimate of state funds expended	$579
Estimate based on the 12 months ending	12/31/2011

Programs targeted to institutes of higher learning:	
Estimate of state funds expended	$441
Estimate based on the 12 months ending	12/31/2011
Programs that target youth in the juvenile justice system:	
Estimate of state funds expended	Data not available
Estimate based on the 12 months ending	Data not available
Programs that target youth in the child welfare system:	
Estimate of state funds expended	Data not available
Estimate based on the 12 months ending	Data not available
Other programs:	
Programs or strategies included:	No data
Estimate of state funds expended	Not applicable
Estimate based on the 12 months ending	Not applicable

Funds Dedicated to Underage Drinking	
State derives funds dedicated to underage drinking from the following revenue streams:	
Taxes	No
Fines	No
Fees	No
Other	No data
Description of funding streams and how they are used:	
No data	

Additional Clarification

The expenditures for educational programs provided for communities, K–12 grade levels, and institutions of higher learning all use the average salary of $27.56 per hour, and use an average of 1 hour per presentation.

CHOICES has made a total of 53 presentations, including 12 presentations to grades kindergarten through 12, and 16 presentations to colleges and universities.

The number of Age Compliance Details was 120; each detail used an average salary of $27.56, with an average of three personnel and an average of 4 hours per detail.

The number of checkpoints and saturation patrols was 267; each detail used an average salary of $27.56, with an average of three personnel and average of 4 hours per detail.

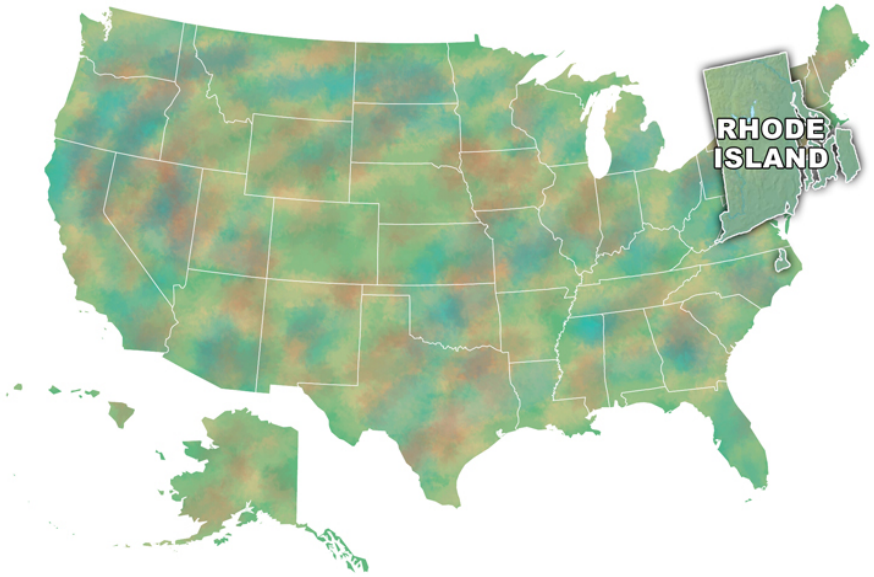

Rhode Island

State Profile and Underage Drinking Facts*

State Population: 1,051,302
Population Ages 12–20: 129,000

	Percentage	Number
Ages 12–20		
Past-Month Alcohol Use	33.3	43,000
Past-Month Binge Alcohol Use	21.3	27,000
Ages 12–14		
Past-Month Alcohol Use	5.8	2,000
Past-Month Binge Alcohol Use	2.4	1,000
Ages 15–17		
Past-Month Alcohol Use	26.3	11,000
Past-Month Binge Alcohol Use	13.7	6,000
Ages 18–20		
Past-Month Alcohol Use	61.3	30,000
Past-Month Binge Alcohol Use	42.7	21,000
Alcohol-Attributable Deaths (under 21)		11
Years of Potential Life Lost (under 21)		681

	Percentage of All Traffic Fatalities	Number
Traffic Fatalities, 15- to 20-Year-Old Drivers with BAC > 0.01	27.0	2

* See Appendix C for data sources.

Laws Addressing Minors in Possession of Alcohol

Underage Possession of Alcohol

Possession is prohibited—no explicit exceptions noted in the law.

Underage Consumption of Alcohol

Consumption is not explicitly prohibited.

Internal Possession by Minors

Internal possession is not explicitly prohibited.

Underage Purchase of Alcohol

Purchase is prohibited, but youth may purchase for law enforcement purposes.

False Identification for Obtaining Alcohol

Provision(s) Targeting Minors

- Use of a false ID to obtain alcohol is a criminal offense.
- Penalty may include driver's license suspension through a judicial procedure.

Provision(s) Targeting Suppliers

- It is a criminal offense to lend, transfer, or sell a false ID.
- It is a criminal offense to manufacture or distribute a false ID.

Provisions Targeting Retailers

- Licenses for drivers under age 21 are easily distinguishable from those for drivers age 21 and older.
- Retailers are permitted to seize apparently false IDs
- Specific affirmative defense—the retailer inspected the false ID and came to a reasonable conclusion based on its appearance that it was valid.

Laws Targeting Underage Drinking and Driving

BAC Limits: Youth (Underage Operators of Noncommercial Motor Vehicles)

- BAC limit: 0.02
- BAC level at or above the limit is per se (conclusive) evidence of a violation
- Applies to drivers under age 21

Loss of Driving Privileges for Alcohol Violations by Minors ("Use/Lose Laws")

Use/lose penalties apply to minors under age 21.

Type(s) of Violation Leading to Driver's License Suspension, Revocation, or Denial

- Underage purchase
- Underage possession

Authority To Impose Driver's License Sanction

- Mandatory

Length of Suspension/Revocation

- 30 days

Note: A mandatory minimum 60-day driver's license suspension penalty applies to underage possession.

Graduated Driver's License

Learner Stage

- Minimum entry age: 16
- Minimum learner-stage period: 6 months
- Minimum supervised driving requirement: 50 hours—10 of which must be at night

Intermediate Stage

- Minimum age: 16 years, 6 months
- Unsupervised night driving
  - Prohibited after: 1 a.m.
  - Primary enforcement of the night-driving rule
- Passenger restrictions exist: No more than one unrelated passenger under 21
  - Primary enforcement of the passenger-restriction rule

License Stage

- Minimum age to lift restrictions: 17 years, 6 months

Laws Targeting Alcohol Suppliers

Furnishing Alcohol to Minors

Furnishing is prohibited with the following exception(s):

- Parent/guardian

Compliance Check Protocols

No data

Penalty Guidelines for Sales to Minors

No data

Responsible Beverage Service

Mandatory Provisions

Mandatory Beverage Service Training for Managers, Servers

- Applies only to on-sale establishments
- Applies only to existing outlets

Voluntary Provisions

Voluntary Beverage Service Training

- The law does not specify on- or off-sale establishments.
- The law does not specify new or existing outlets.

Incentive for Training

- Defense in dram shop liability lawsuits

Minimum Ages for Off-Premises Sellers

- Beer: 18
- Wine: 18
- Spirits: 18

Minimum Ages for On-Premises Sellers

- Beer: 18 for both servers and bartenders
- Wine: 18 for both servers and bartenders
- Spirits: 18 for both servers and bartenders

Distance Limitations for New Alcohol Outlets Near Universities and Schools

Colleges and Universities

- No distance limitation

Primary and Secondary Schools

Prohibitions against outlet siting:

- Off-premises outlets: Yes—within 200 feet
- On-premises outlets: Yes—within 200 feet
- Alcohol products: Beer, wine, spirits

Note: There are numerous exceptions for specific locations within cities and towns.

Dram Shop Liability

Statutory liability exists.

Note: R.I. Gen. Laws § 3-14-12 includes a responsible beverage service defense.

Social Host Liability Laws

There is no statutory liability.

Host Party Laws

Social host law is not specifically limited to underage drinking parties.

- Action by underage guest that triggers violation: Consumption
- Property type(s) covered by liability law: Residence, outdoor
- Standard for hosts' knowledge or action regarding the party: Knowledge—host must have actual knowledge of the occurrence.
- Exception(s): Family

Retailer Interstate Shipments of Alcohol

Retailer interstate shipments are prohibited for all types of beverages.

Direct Sales/Shipments of Alcohol by Producers

Direct sales/shipments from producers to consumers are not permitted.

Keg Registration

- Keg definition: Undefined
- Prohibited:
  - Destroying the label on a keg—maximum fine/jail: $500
- Purchaser information collected:
  - Purchaser's name and address
  - Verified by a government-issued ID
- Warning information to purchaser: Passive—no purchaser action required
- Deposit: Not required
- Provisions do not specifically address disposable kegs.

Note: No particular volume or range of volumes is specified for kegs in Rhode Island.

Alcohol Pricing Policies

Home Delivery

- Beer: Permitted
- Wine Permitted
- Spirits: Permitted

Alcohol Tax

- Beer (5 percent alcohol): Specific excise tax is $0.10 per gallon.
- Wine (12 percent alcohol): Specific excise tax is $0.60 per gallon.
- Spirits (40 percent alcohol): Specific excise tax is $3.75 per gallon.

Drink Specials

- Free beverages: Not prohibited
- Multiple servings at one time: Not prohibited
- Multiple servings for same price as single serving: Prohibited
- Reduced price at specified day or time: Prohibited
- Unlimited beverages: Prohibited
- Increased volume: Prohibited

Wholesale Pricing

No pricing restrictions

Rhode Island State Survey Responses

State Agency Information	
Agency with primary responsibility for enforcing underage drinking laws:	
Rhode Island Department of Behavioral Healthcare, Developmental Disabilities and Hospitals	
Methods by which local and state enforcement agencies coordinate their efforts to enforce laws prohibiting underage drinking:	
Statewide Advisory Committee using Enforcing Underage Drinking Laws (EUDL) funding	
Enforcement Strategies	
State law enforcement agencies use:	
Cops in Shops	No
Shoulder Tap Operations	No
Party Patrol Operations or Programs	No
Underage Alcohol–Related Fatality Investigations	No
Local law enforcement agencies use:	
Cops in Shops	Yes
Shoulder Tap Operations	Yes
Party Patrol Operations or Programs	Yes
Underage Alcohol–Related Fatality Investigations	Yes
State has a program to investigate and enforce direct sales/shipment laws	Unknown
Primary state agency responsible for enforcing laws addressing direct sales/shipments of alcohol to minors	No data
Such laws are also enforced by local law enforcement agencies	Unknown
Enforcement Statistics	
State collects data on the number of minors found in possession	No
Number of minors found in possession[1] by state law enforcement agencies	Data not collected
Number pertains to the 12 months ending	Data not collected
Data include arrests/citations issued by local law enforcement agencies	Data not collected
State conducts underage compliance checks/decoy operations[2] to determine if alcohol retailers are complying with laws prohibiting sales to minors	No
Data are collected on these activities	No
Number of licensees checked for compliance by state agencies	Data not collected
Number of licensees that failed state compliance checks	Data not collected
Numbers pertain to the 12 months ending	Data not collected
Local agencies conduct underage compliance checks/decoy operations to determine if alcohol retailers are complying with laws prohibiting sales to minors	Yes
Data are collected on these activities	Yes
Number of licensees checked for compliance by local agencies	325
Number of licensees that failed local compliance checks	39
Numbers pertain to the 12 months ending	09/30/2011
Sanctions	
State collects data on fines imposed on retail establishments that furnish minors	No
Number of fines imposed by the state[3]	Data not collected
Total amount in fines across all licensees	Data not collected
Numbers pertain to the 12 months ending	Data not collected
State collects data on license suspensions imposed on retail establishments specifically for furnishing minors	No
Number of suspensions imposed by the state[4]	Data not collected
Total days of suspensions across all licensees	Data not collected
Numbers pertain to the 12 months ending	Data not collected
State collects data on license revocations imposed on retail establishments specifically for furnishing minors	No
Number of license revocations imposed[5]	Data not collected
Numbers pertain to the 12 months ending	Data not collected

Additional Clarification
None given

[1]Or having consumed or purchased per state statutes.
[2]Underage compliance checks/decoy operations to determine whether alcohol retailers are complying with laws prohibiting sales to minors.
[3]Does not include fines imposed by local agencies.
[4]Does not include suspensions imposed by local agencies.
[5]Does not include revocations imposed by local agencies.

Underage Drinking Prevention Programs Operated or Funded by the State: Programs SPECIFIC TO Underage Drinking	
Enforcing Underage Drinking Laws in Rhode Island	
Number of youth served	700
Number of parents served	No data
Number of caregivers served	No data
Numbers pertain to the 12 months ending	12/31/2011
Program has been evaluated	No
Evaluation report is available	Not applicable
URL for evaluation report:	Not applicable
URL for more program information:	Not applicable
Program description: This program is the result of the EUDL formula grant from the Office of Juvenile Justice and Delinquency Prevention (OJJDP). The program consists of an advisory council and subcommittees, a youth committee/advisory council, law enforcement training and funding, technical assistance, and promising programs.	
Rhode Island Substance Abuse Prevention Act	
Number of youth served	400
Number of parents served	No data
Number of caregivers served	No data
Numbers pertain to the 12 months ending	12/31/2011
Program has been evaluated	No
Evaluation report is available	Not applicable
URL for evaluation report:	Not applicable
URL for more program information:	Not applicable
Program description: The state funds 35 municipal task forces that have collaborated on the development of a common-logic model addressing underage drinking as a priority across communities.	

Underage Drinking Prevention Programs Operated or Funded by the State: Programs RELATED TO Underage Drinking
Student Assistance Program
URL for more program information: http://www.risas.org
Program description: Student assistance programs operate in 20 high schools and 22 middle schools in various communities within the state. Student assistance counselors provide consultation to school staff on a variety of issues including underage drinking and provide assessment and early intervention services for students.

Additional Information Related to Underage Drinking Prevention Programs	
State collaborates with federally recognized Tribal governments in the prevention of underage drinking	No
Description of collaboration: Not applicable	

State has programs to measure and/or reduce youth exposure to alcohol advertising and marketing	No
Program description: Not applicable	
State has adopted or developed best practice standards for underage drinking prevention programs	Yes
Best practice standards description: All prevention programs funded by the Single State Agency (SSA), regardless of funding source, are required to implement evidence-based programs, practices, and policies.	
Additional Clarification	
None given	

State Interagency Collaboration	
A state-level interagency governmental body/committee exists to coordinate or address underage drinking prevention activities	No
Committee contact information:	
Not applicable	
Agencies/organizations represented on the committee:	
Not applicable	
A website or other public source exists to describe committee activities	Not applicable
URL or other means of access: Not applicable	

Underage Drinking Reports	
State has prepared a plan for preventing underage drinking in the last 3 years	Yes
Prepared by: Rhode Island Department of Behavioral Healthcare, Developmental Disabilities and Hospitals	
Plan can be accessed via: Not yet available online. A copy is available upon request.	
State has prepared a report on preventing underage drinking in the last 3 years	Yes
Prepared by: Paul Florin, Evaluator	
Plan can be accessed via: Not yet available online. A copy is available upon request.	
Additional Clarification	
None given	

State Expenditures for the Prevention of Underage Drinking	
Compliance checks/decoy operations in retail outlets:	
Estimate of state funds expended	Data not available
Estimate based on the 12 months ending	Data not available
Checkpoints and saturation patrols:	
Estimate of state funds expended	Data not available
Estimate based on the 12 months ending	Data not available
Community-based programs to prevent underage drinking:	
Estimate of state funds expended	$930,500
Estimate based on the 12 months ending	06/30/2011
K–12 school-based programs to prevent underage drinking:	
Estimate of state funds expended	Data not available
Estimate based on the 12 months ending	Data not available
Programs targeted to institutes of higher learning:	
Estimate of state funds expended	$0
Estimate based on the 12 months ending	06/30/2011
Programs that target youth in the juvenile justice system:	
Estimate of state funds expended	$0
Estimate based on the 12 months ending	06/30/2011

Programs that target youth in the child welfare system:	
Estimate of state funds expended	$0
Estimate based on the 12 months ending	06/30/2011
Other programs:	
Programs or strategies included: Community based processes, community coalitions, information dissemination	
Estimate of state funds expended	$232,620
Estimate based on the 12 months ending	06/30/2011

Funds Dedicated to Underage Drinking	
State derives funds dedicated to underage drinking from the following revenue streams:	
Taxes	No
Fines	No
Fees	No
Other	No data
Description of funding streams and how they are used:	
No data	

Additional Clarification

The state uses federal dollars to support alcohol compliance surveys and activities. These activities are carried out by local law enforcement agencies funded with federal dollars.

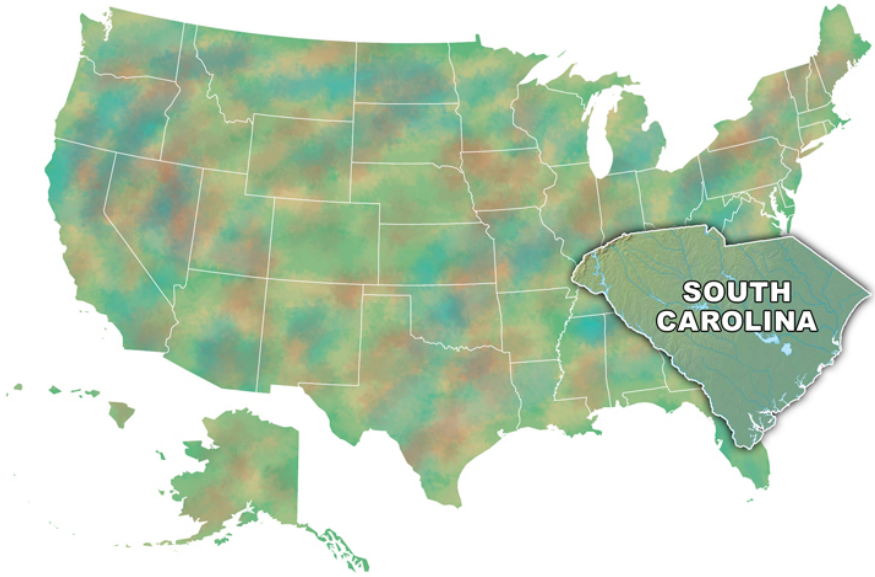

South Carolina

State Profile and Underage Drinking Facts*

State Population: 4,679,230
Population Ages 12–20: 541,000

	Percentage	Number
Ages 12–20		
Past-Month Alcohol Use	21.7	117,000
Past-Month Binge Alcohol Use	13.2	71,000
Ages 12–14		
Past-Month Alcohol Use	5.0	9,000
Past-Month Binge Alcohol Use	1.0	2,000
Ages 15–17		
Past-Month Alcohol Use	18.1	32,000
Past-Month Binge Alcohol Use	9.1	000
Ages 18–20		
Past-Month Alcohol Use	41.0	76,000
Past-Month Binge Alcohol Use	28.7	53,000
Alcohol-Attributable Deaths (under 21)		85
Years of Potential Life Lost (under 21)		5,083
	Percentage of All Traffic Fatalities	**Number**
Traffic Fatalities, 15- to 20-Year-Old Drivers with BAC > 0.01	37.0	46

* See Appendix C for data sources.

Laws Addressing Minors in Possession of Alcohol

Underage Possession of Alcohol

Possession is prohibited with the following exception(s):

- Parent/guardian's home

Underage Consumption of Alcohol

Consumption is prohibited—no explicit exceptions noted in the law.

Internal Possession by Minors

Internal possession is prohibited with the following exception(s):

- Parent/guardian's home

Underage Purchase of Alcohol

Purchase is prohibited, but youth may purchase for law enforcement purposes.

False Identification for Obtaining Alcohol

Provision(s) Targeting Minors

- Use of a false ID to obtain alcohol is a criminal offense.
- Penalty may include driver's license suspension through a judicial procedure.

Provisions Targeting Retailers

- Licenses for drivers under age 21 are easily distinguishable from those for drivers age 21 and older.
- No statutory affirmative defense—statutes do not provide an affirmative defense related to retailer's belief that the minor was age 21 or older.

Laws Targeting Underage Drinking and Driving

BAC Limits: Youth (Underage Operators of Noncommercial Motor Vehicles)

- BAC limit: 0.02
- BAC level at or above the limit is per se (conclusive) evidence of a violation
- Applies to drivers under age 21

Loss of Driving Privileges for Alcohol Violations by Minors ("Use/Lose Laws")

Use/lose penalties apply to minors under age 21.

Type(s) of Violation Leading to Driver's License Suspension, Revocation, or Denial

- Underage purchase
- Underage possession
- Underage consumption

Authority To Impose Driver's License Sanction

- Mandatory

Length of Suspension/Revocation

- 120 days

Graduated Driver's License

Learner Stage

- Minimum entry age: 15
- Minimum learner-stage period: 6 months
- Minimum supervised driving requirement: 40 hours—10 of which must be at night

Intermediate Stage

- Minimum age: 15 years, 6 months
- Unsupervised night driving
  - Prohibited after: 6 p.m.—may drive unsupervised only during daylight hours; nighttime is defined as starting at 6 p.m. EST or 8 p.m. EDT
  - Primary enforcement of the night-driving rule
- Passenger restrictions exist: No more than two passengers under 21 unless supervised by driver at least 21 years old (unless transporting students to school)
  - Primary enforcement of the passenger-restriction rule

License Stage

- Minimum age to lift restrictions: 16 years, 6 months

Laws Targeting Alcohol Suppliers

Furnishing Alcohol to Minors

Furnishing is prohibited with the following exception(s):

- Private residence AND EITHER
- Parent/guardian OR
- Spouse
- There is an affirmative defense if the minor is not charged.

Note: South Carolina's parent/guardian and spouse exceptions apply when the alcohol is furnished in the home of the spouse or in the home of the parent or guardian.

Compliance Check Protocols

No data

Penalty Guidelines for Sales to Minors

No data

Responsible Beverage Service

No beverage service training requirement

Minimum Ages for Off-Premises Sellers

- Beer: Not specified
- Wine: Not specified
- Spirits: 21

Note: Although no minimum age is specified to sell beer and wine at off-sale establishments licensed to sell beer and wine, an employee of a retail liquor establishment must be at least 21 years old.

Minimum Ages for On-Premises Sellers

- Beer: 18 for servers and 21 for bartenders
- Wine: 18 for servers and 21 for bartenders
- Spirits: 18 for servers and 21 for bartenders

Distance Limitations for New Alcohol Outlets Near Universities and Schools

Colleges and Universities
No distance limitation

Primary and Secondary Schools
Prohibitions against outlet siting:

- Off-premises outlets: Yes—within 300 feet if school is within a municipality; within 500 feet if school is outside of a municipality.
- On-premises outlets: Yes—within 300 feet if school is within a municipality; within 500 feet if school is outside of a municipality.
- Alcohol products: Beer, wine, spirits

Dram Shop Liability

- There is no statutory liability.
- The courts recognize common law dram shop liability.

Social Host Liability Laws

- There is no statutory liability.
- The courts recognize common law social host liability.

Host Party Laws

Social host law is not specifically limited to underage drinking parties.

- Action by underage guest that triggers violation: Possession consumption.
- Property types covered by liability law: Other.
- Standard for hosts' knowledge or action regarding the party: Overt act—host must have actual knowledge and commit an act that contributes to the occurrence.

Retailer Interstate Shipments of Alcohol

Retailer interstate shipments are prohibited for all types of beverages.

Direct Sales/Shipments of Alcohol by Producers

Direct sales/shipments from producers to consumers are permitted for wine with the following restrictions:

Age Verification Requirements: None

State Approval/Permit Requirements

- Producer/shipper must obtain state permit.

Reporting Requirements: None

Shipping Label Statement Requirements:

- Contains alcohol
- Recipient must be 21

Keg Registration

- Keg definition: 5.16 gallons or more
- Prohibited:
  - Possessing an unregistered, unlabeled keg—maximum fine/jail: $500/30 days
  - Destroying the label on a keg—maximum fine/jail: $500/30 days
- Purchaser information collected:
  - Purchaser's name and address
  - Verified by a government-issued ID
- Warning information to purchaser: Active—purchaser action required (e.g., signature)
- Deposit: Not required
- Provisions do not specifically address disposable kegs.

Alcohol Pricing Policies

Home Delivery

- Beer: No law
- Wine: No law
- Spirits: No law

Alcohol Tax

Beer (5 percent alcohol)

- Specific excise tax: $0.77 per gallon

Wine (12 percent alcohol)

- Specific excise tax: $1.08 per gallon

Spirits (40 percent alcohol)

- Specific excise tax: $2.96 per gallon
- Ad valorem excise tax (on-premises sales): 5 percent

Base tax rate is $2.72 per gallon plus a 9 percent surtax applied to the base rate. Ad valorem tax applied at retail level.

Drink Specials

- Free beverages: Not prohibited—licensee may offer a free drink on a case-by-case basis
- Multiple servings at one time: Not prohibited
- Multiple servings for same price as single serving: Prohibited
- Reduced price at specified day or time: Not prohibited—not permitted before 4 p.m. or after 8 p.m.
- Unlimited beverages: Not prohibited
- Increased volume: Not prohibited

Wholesale Pricing

Pricing restrictions exist.

Beer (5 percent alcohol)

- Retailer credit: Not permitted

Wine (12 percent alcohol)

- Retailer credit: Not permitted

Spirits (40 percent alcohol)

- Retailer credit: Not permitted

South Carolina State Survey Responses

State Agency Information	
Agency with primary responsibility for enforcing underage drinking laws:	
State Law Enforcement Division (SLED)	
Methods by which local and state enforcement agencies coordinate their efforts to enforce laws prohibiting underage drinking:	
The bulk of local enforcement efforts aimed at proactively reducing underage drinking are through the South Carolina Alcohol Enforcement Teams (AETs), a network of local law enforcement, prevention professionals and community partners organized at the judicial circuit level that is funded and coordinated by the South Carolina Department of Alcohol and Other Drug Abuse Services (DAODAS). There are 16 circuits in the state, in some of which the SLED vice officers assigned to that area work closely with the AET coordinator and participate in some operations. At the state level, SLED stays up to date with AET activities through its participation in the state Underage Drinking Action Group (UDAG), an advisory body to the AET efforts. In addition, DAODAS and SLED staff communicate regularly to discuss state underage drinking enforcement efforts.	
Enforcement Strategies	
State law enforcement agencies use:	
Cops in Shops	Yes
Shoulder Tap Operations	No
Party Patrol Operations or Programs	No
Underage Alcohol–Related Fatality Investigations	Yes
Local law enforcement agencies use:	
Cops in Shops	No
Shoulder Tap Operations	Yes
Party Patrol Operations or Programs	Yes
Underage Alcohol–Related Fatality Investigations	Yes
State has a program to investigate and enforce direct sales/shipment laws	Yes
Primary state agency responsible for enforcing laws addressing direct sales/shipments of alcohol to minors	SLED
Such laws are also enforced by local law enforcement agencies	No
Enforcement Statistics	
State collects data on the number of minors found in possession	Yes
Number of minors found in possession by state law enforcement agencies	2,726
Number pertains to the 12 months ending	06/30/2011
Data include arrests/citations issued by local law enforcement agencies	Yes
State conducts underage compliance checks/decoy operations[2] to determine if alcohol retailers are complying with laws prohibiting sales to minors	Yes
Data are collected on these activities	Yes
Number of licensees checked for compliance by state agencies	2,094
Number of licensees that failed State compliance checks	330
Numbers pertain to the 12 months ending	06/30/2011
Local agencies conduct underage compliance checks/decoy operations to determine if alcohol retailers are complying with laws prohibiting sales to minors	Yes
Data are collected on these activities	Yes
Number of licensees checked for compliance by local agencies	6,108
Number of licensees that failed local compliance checks	754
Numbers pertain to the 12 months ending	06/30/2011

Sanctions	
State collects data on fines imposed on retail establishments that furnish minors	Yes
Number of fines imposed by the state[3]	62
Total amount in fines across all licensees	No data
Numbers pertain to the 12 months ending	06/30/2011

State collects data on license suspensions imposed on retail establishments specifically for furnishing minors	Yes
Number of suspensions imposed by the state[4]	2
Total days of suspensions across all licensees	55
Numbers pertain to the 12 months ending	06/30/2011
State collects data on license revocations imposed on retail establishments specifically for furnishing minors	Yes
Number of license revocations imposed[5]	0
Numbers pertain to the 12 months ending	06/30/2011
Additional Clarification	
None given	

[1]Or having consumed or purchased per state statutes.
[2]Underage compliance checks/decoy operations to determine whether alcohol retailers are complying with laws prohibiting sales to minors.
[3]Does not include fines imposed by local agencies.
[4]Does not include suspensions imposed by local agencies.
[5]Does not include revocations imposed by local agencies.

Underage Drinking Prevention Programs Operated or Funded by the State: Programs SPECIFIC TO Underage Drinking	
South Carolina Alcohol Enforcement Teams (AETs)—Enforcement Efforts	
Number of youth served	435,378
Number of parents served	0
Number of caregivers served	0
Numbers pertain to the 12 months ending	06/30/2011
Program has been evaluated	Yes
Evaluation report is available	Yes
URL for evaluation report:	http://chweb.pire.org/scdocuments
URL for more program information:	http://www.outoftheirhands.com
Program description: South Carolina has a statewide network of local law enforcement and prevention agency partnerships called the Alcohol Enforcement Teams. Each of 16 judicial circuits has an AET that conducts best-practice law enforcement operations while offering prevention activities and raising community awareness. Typical enforcement strategies include compliance checks, public safety checkpoints, and controlled party dispersals. The program is separated into two parts (enforcement and education) in this report to distinguish the numbers served by enforcement efforts and education efforts. Given the population-level impact of the strategies conducted by AETs (with no individual being directly "served"), the state considers the affected population to be almost the entire population of 14- to 20-year-olds in South Carolina.	
South Carolina Alcohol Enforcement Teams (AETs)—Education Efforts	
Number of youth served	5,584
Number of parents served	1,822
Number of caregivers served	0
Numbers pertain to the 12 months ending	06/30/2011
Program has been evaluated	No
Evaluation report is available	Not applicable
URL for evaluation report:	Not applicable
URL for more program information:	http://www.outoftheirhands.com
Program description: Typical education efforts include community presentations on underage drinking and youth alcohol trends, casual contacts with young people that educate them about ongoing enforcement, visits with alcohol retailers to discuss policy enhancements and ongoing enforcement, and media engagement. The numbers served primarily relate to those reached through speaking engagements. The number listed for "parents served" is actually the number of all adults served. The way the state tracks service data does not allow for identification of which adults are parents.	

Project Northland	
Number of youth served	631
Number of parents served	0
Number of caregivers served	0
Numbers pertain to the 12 months ending	06/30/2011
Program has been evaluated	Yes
Evaluation report is available	Yes
URL for evaluation report:	http://chweb.pire.org/scdocuments
URL for more program information:	Not applicable

Program description: In FY2011, two local providers implemented Project Northland, an evidence-based curriculum focused on underage drinking for middle school students, through state prevention funding.

Class Action	
Number of youth served	58
Number of parents served	0
Number of caregivers served	0
Numbers pertain to the 12 months ending	06/30/2011
Program has been evaluated	Yes
Evaluation report is available	Yes
URL for evaluation report:	http://chweb.pire.org/scdocuments
URL for more program information:	Not applicable

Program description: In FY2011, one local provider implemented Class Action, an evidence-based curriculum focused on underage drinking for 9th-grade students, through state prevention funding.

Palmetto Initiative for Campus (PICCC)/Community Collaborations	
Number of youth served	No data
Number of parents served	0
Number of caregivers served	0
Numbers pertain to the 12 months ending	06/30/2011
Program has been evaluated	No
Evaluation report is available	Not applicable
URL for evaluation report:	Not applicable
URL for more program information:	Not applicable

Program description: PICCC (pronounced “Pisces”) is an OJJDP-funded discretionary grant awarded to South Carolina to address underage and high-risk drinking on college campuses through a comprehensive approach that includes considerable involvement from the community sector. DAODAS gave minigrants to Clemson University, the University of South Carolina, Furman University, and the College of Charleston to implement a comprehensive series of work plans that include retail and social access, coalition building, impaired driving prevention, and policy. Project activities include providing an annual college alcohol issues conference. Given the nature of the multiple population- and systems-oriented approaches used by the colleges, the state cannot accurately estimate the number of people served or influenced.

Alcohol Education Program (AEP)	
Number of youth served	1,420
Number of parents served	0
Number of caregivers served	0
Numbers pertain to the 12 months ending	06/30/2011
Program has been evaluated	No
Evaluation report is available	Not applicable
URL for evaluation report:	Not applicable
URL for more program information:	Not applicable

Program description: AEP is a diversionary program for youth charged with an alcohol-related offense. State law requires all 16 solicitors to operate an AEP, although each can determine what fines and programs make up the process. (The solicitors are equivalent to county district attorneys, but instead of serving one county, these elected officials serve multiple counties in the 16 judicial districts throughout the state. Some of the judicial circuits include two counties, and one of the circuits has up to five counties. The solicitor serves the counties covered by the judicial circuit they are elected to serve.) In most areas, the DAODAS local provider is contracted to deliver an 8-hour alcohol education program. Data are available only for youth who go through that system.

Underage Drinking Prevention Programs Operated or Funded by the State: Programs RELATED TO Underage Drinking

Palmetto Retailer Education Program (PREP)

URL for more program information: http://www.prepmerchanted.com

Program description: PREP is a merchant education program designed and offered in South Carolina for those who sell alcohol or tobacco products. PREP is almost exclusively offered by local alcohol and drug service providers. DAODAS supports the program by purchasing most of the local materials, making content updates, maintaining the website, maintaining a database of participants and trainers, and sending out certification cards to those who pass the post-test. The program is 2.5 to 3 hours, with an additional section for on-premises alcohol retailers.

Drug Prevention Curricula Programs

URL for more program information: http://chweb.pire.org/scdocuments

Program description: Most local alcohol and drug service providers deliver some sort of drug prevention curriculum in schools in their area. The vast majority of these programs are not alcohol specific (as is Project Northland), but almost all of them are general drug prevention curricula that address underage drinking in some way. In total, through DAODAS funding to local providers, 7,572 students were served in these prevention curricula programs.

Additional Information Related to Underage Drinking Prevention Programs

State collaborates with federally recognized Tribal governments in the prevention of underage drinking	No

Description of collaboration: Not applicable

State has programs to measure and/or reduce youth exposure to alcohol advertising and marketing	No

Program description: Not applicable

State has adopted or developed best practice standards for underage drinking prevention programs	Yes

DAODAS relies heavily on trusted research on underage drinking prevention, most notably the materials produced by the Underage Drinking Enforcement Training Center. In particular, "Strategies to Reduce Underage Alcohol Use: Typology and Brief Overview" gives an effectiveness rating for a wide range of approaches that are kept in mind when the state implements or funds efforts.

Additional Clarification

Enforcing Underage Drinking Laws (EUDL) funding serves as a foundation to the state's efforts in reducing underage drinking in South Carolina. South Carolina allocates most of the EUDL block grant to 16 AETs in each judicial circuit. The EUDL funds are added to state dollars, if available, to support the AETs' operations. The state's goals for its EUDL funding are as follows:

- Goal #1: Strengthen local efforts to enforce underage drinking laws and raise awareness of the dangers of underage drinking.
- Goal #2: Prevent and reduce, through enhanced law enforcement efforts, youth access to alcohol and the availability of alcohol to underage youth.
- Goal #3: Build capacity among local law enforcement, alcohol merchants, and other key stakeholders to prevent and reduce underage drinking.

The Alcohol Enforcement Team model, which includes community coalition maintenance and development, merchant education, and law enforcement partnership, specifies a multi- or single jurisdictional alcohol law enforcement approach (depending on the needs and participation of law enforcement within the target area) in a community to:

- Reduce youth access to alcohol utilizing various strategies (both social and retail access).
- Measure, track, and improve merchant compliance with alcohol laws.
- Provide research-based merchant education.
- Build community support for enforcement of underage drinking laws through media advocacy and community coalition maintenance and development.
- Develop local law enforcement support for underage drinking prevention and enforcement efforts.

State Interagency Collaboration

A state-level interagency governmental body/committee exists to coordinate or address underage drinking prevention activities — Yes

Committee contact information:

Name: Steven Burritt
E-mail: sburritt@pire.org
Address: PO Box 8268, Columbia, SC 29202
Phone: 803-896-1185

Agencies/organizations represented on the committee:

South Carolina Department of Public Safety
South Carolina Department of Revenue
Pacific Institute for Research and Evaluation
South Carolina Department of Alcohol and Other Drug Abuse Services
South Carolina Department of Education
State Law Enforcement Division
South Carolina Law Enforcement Officers Association
South Carolina Department of Transportation
University of South Carolina
Clemson University
Circle Park Prevention Center
The Phoenix Center
Lexington-Richland Alcohol and Drug Abuse Council, Inc. (LRADAC)
Concerned citizens
Behavioral Health Services Association
The Kennedy Center
Greenville County Sheriff's Office
Medical University of South Carolina

A website or other public source exists to describe committee activities — No

URL or other means of access: Not applicable

Underage Drinking Reports

State has prepared a plan for preventing underage drinking in the last 3 years — Yes

Prepared by: South Carolina Department of Alcohol and Other Drug Abuse Services
Plan can be accessed via: Contact DAODAS prevention staff for access to the state's Strategic Prevention Framework State Incentive Grant (SPF SIG) strategic plan

State has prepared a report on preventing underage drinking in the last 3 years — Yes

Prepared by: Pacific Institute for Research and Evaluation on behalf of the SC Department of Alcohol and Other Drug Abuse
Plan can be accessed via: http://chweb.pire.org/scdocuments (The state outcome report for FY2011 encompasses a range of prevention activities; Chapter 5 has a strong focus on underage drinking prevention activities, namely the South Carolina Alcohol Enforcement Teams.)

Additional Clarification
None given

State Expenditures for the Prevention of Underage Drinking	
Compliance checks/decoy operations in retail outlets:	
Estimate of state funds expended	Data not available
Estimate based on the 12 months ending	Data not available
Checkpoints and saturation patrols:	
Estimate of state funds expended	Data not available
Estimate based on the 12 months ending	Data not available
Community-based programs to prevent underage drinking:	
Estimate of state funds expended	Data not available
Estimate based on the 12 months ending	Data not available
K–12 school-based programs to prevent underage drinking:	
Estimate of state funds expended	Data not available
Estimate based on the 12 months ending	06/30/2011
Programs targeted to institutes of higher learning:	
Estimate of state funds expended	Data not available
Estimate based on the 12 months ending	Data not available
Programs that target youth in the juvenile justice system:	
Estimate of state funds expended	Data not available
Estimate based on the 12 months ending	Data not available
Programs that target youth in the child welfare system:	
Estimate of state funds expended	Data not available
Estimate based on the 12 months ending	Data not available
Other programs:	
Programs or strategies included:	No data
Estimate of state funds expended	Not applicable
Estimate based on the 12 months ending	Not applicable

Funds Dedicated to Underage Drinking	
State derives funds dedicated to underage drinking from the following revenue streams:	
Taxes	Yes
Fines	Yes
Fees	No data
Other	No data
Description of funding streams and how they are used:	
Taxes: Some money from the state alcohol tax goes toward funding the alcohol and drug system, which includes prevention. Fines: Some portion of any administrative violations on alcohol license holders is directed to SLED to conduct statewide alcohol enforcement, which includes operations aimed at reducing underage drinking. Fees: The state cannot say for certain if there are any fees collected that are used directly or indirectly for underage drinking prevention.	

Additional Clarification
The vast majority of prevention funds, including prevention specific to underage drinking, are federal funds, most notably EUDL funds and the Substance Abuse Prevention and Treatment Block Grant.

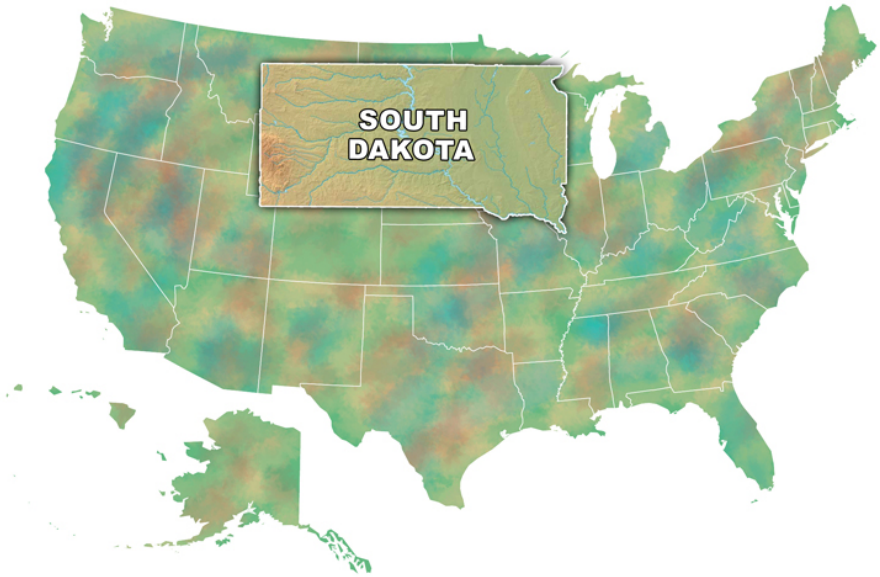

South Dakota

State Profile and Underage Drinking Facts*

State Population: 824,082
Population Ages 12–20: 99,000

	Percentage	Number
Ages 12–20		
Past-Month Alcohol Use	30.4	30,000
Past-Month Binge Alcohol Use	21.1	21,000
Ages 12–14		
Past-Month Alcohol Use	5.0	2,000
Past-Month Binge Alcohol Use	3.0	1,000
Ages 15–17		
Past-Month Alcohol Use	26.6	8,000
Past-Month Binge Alcohol Use	16.6	000
Ages 18–20		
Past-Month Alcohol Use	57.8	20,000
Past-Month Binge Alcohol Use	42.1	15,000
Alcohol-Attributable Deaths (under 21)		15
Years of Potential Life Lost (under 21)		914
	Percentage of All Traffic Fatalities	**Number**
Traffic Fatalities, 15- to 20-Year-Old Drivers with BAC > 0.01	18.0	4

* See Appendix C for data sources.

Laws Addressing Minors in Possession of Alcohol

Underage Possession of Alcohol

Possession is prohibited with the following exception(s): EITHER
- Parent/guardian OR
- Spouse

Underage Consumption of Alcohol

Consumption is prohibited with the following exception(s): EITHER
- Parent/guardian OR
- Spouse

Internal Possession by Minors

Internal possession is not explicitly prohibited.

Underage Purchase of Alcohol

Purchase is prohibited and there is NO ALLOWANCE for youth purchase for law enforcement purposes

False Identification for Obtaining Alcohol

Provision(s) Targeting Minors
- Use of a false ID to obtain alcohol is a criminal offense.
- Penalty may include driver's license suspension through a judicial procedure.

Provisions Targeting Retailers
- Specific affirmative defense—the retailer inspected the false ID and came to a reasonable conclusion based on its appearance that it was valid.
- Retailer has the authority to detain a minor suspected of using a false ID in connection with the purchase of alcohol.

Laws Targeting Underage Drinking and Driving

BAC Limits: Youth (Underage Operators of Noncommercial Motor Vehicles)

- BAC limit: 0.02
- BAC level at or above the limit is per se (conclusive) evidence of a violation
- Applies to drivers under age 21

Loss of Driving Privileges for Alcohol Violations by Minors ("Use/Lose Laws")

Use/lose penalties apply to minors under age 21.

Type(s) of Violation Leading to Driver's License Suspension, Revocation, or Denial
- Underage purchase
- Underage possession
- Underage consumption

Authority To Impose Driver's License Sanction
- Mandatory

Length of Suspension/Revocation
- Minimum: 30 days
- Maximum: 365 days

Graduated Driver's License

Learner Stage
- Minimum entry age: 14
- Minimum learner-stage period: 3 months with driver education; 6 months without
- There is no minimum supervised driving requirement

Intermediate Stage
- Minimum age: 14 years, 3 months
- Unsupervised night driving
  - Prohibited after: 10 p.m.
  - Primary enforcement of the night-driving rule
- No passenger restrictions

License Stage
- Minimum age to lift restrictions: 16

Laws Targeting Alcohol Suppliers

Furnishing Alcohol to Minors

Furnishing is prohibited with the following exception(s): EITHER
- Parent/guardian OR
- Spouse

Compliance Check Protocols

No data

Penalty Guidelines for Sales to Minors

No data

Responsible Beverage Service

Voluntary Beverage Service Training
- Applies to both on-sale and off-sale establishments
- Applies to both new and existing outlets

Incentive for Training
- Mitigation of fines or other administrative penalties for sales to minors

Minimum Ages for Off-Premises Sellers
- Beer: Not specified
- Wine: 21
- Spirits: 21

Minimum Ages for On-Premises Sellers

- Beer: 18 for servers and 21 for bartenders
- Wine: 18 for servers and 21 for bartenders
- Spirits: 18 for servers and 21 for bartenders

Condition(s) That Must Be Met in order for an Underage Person To Sell Alcoholic Beverages

- Manager/supervisor is present.

Distance Limitations for New Alcohol Outlets Near Universities and Schools

Colleges and Universities

Limitations on outlet siting:

- Off-premises outlets: Yes—no license on campus
- On-premises outlets: Yes—no license on campus
- Alcohol products: Beer, wine, spirits

Primary and Secondary Schools

No distance limitation

Dram Shop Liability

There is no statutory liability.

Social Host Liability Laws

There is no statutory liability.

Host Party Laws

No state-imposed liability for hosting underage drinking parties

Retailer Interstate Shipments of Alcohol

Retailer interstate shipments are prohibited for all types of beverages.

Direct Sales/Shipments of Alcohol by Producers

Direct sales/shipments from producers to consumers are not permitted.

Note: Exception: a farm winery (any winery producing wines with a majority of the ingredients grown or produced in South Dakota) may ship no more than 12 cases of wine per person per calendar directly to a resident of another state, if the state to which the wine is sent allows residents of the state to receive wine sent from outside that state.

Keg Registration

- Keg definition: 8.00 or 16.00
- Purchaser information collected:
  - Purchaser's name and address
- Warning information to purchaser: Not required
- Deposit: Not required
- Provisions do not specifically address disposable kegs.

Note: A "keg" is defined as an 8- or 16-gallon reusable plastic or metal container.

Alcohol Pricing Policies

Home Delivery

- Beer: Prohibited
- Wine: Prohibited
- Spirits: Prohibited

Alcohol Tax

Beer (5 percent alcohol)

- Specific excise tax: $0.27 per gallon

Wine (12 percent alcohol)

- Specific excise tax: $0.93 per gallon
- Ad valorem excise tax (on-premises sales): 2 percent
- Ad valorem excise tax (off-premises sales): 2 percent
- Ad valorem tax applied at wholesale level

Spirits (40 percent alcohol)

- Specific excise tax: $3.93 per gallon
- Ad valorem excise tax (on-premises sales): 2 percent
- Ad valorem excise tax (off-premises sales): 2 percent
- Ad valorem tax applied at wholesale level

Drink Specials

No law

Wholesale Pricing

Pricing restrictions exist.

Beer (5 percent alcohol)

- Minimum markup/Maximum discount: Yes—no sales below cost
- Price posting requirements: Post
- Retailer credit: Not permitted

Wine (12 percent alcohol)

- Minimum markup/Maximum discount: Yes—no sales below cost
- Price posting requirements: Post—10 days minimum hold only if price amended to match a competitor's post down
- Retailer credit: Restricted—30 days maximum

Spirits (40 percent alcohol)

- Minimum markup/Maximum discount: Yes—no sales below cost
- Price posting requirements: Post—10 days minimum hold only if price amended to match a competitor's post down
- Retailer credit: Restricted—30 days maximum

South Dakota State Survey Responses

State Agency Information	
Agency with primary responsibility for enforcing underage drinking laws:	
Department of Revenue (DOR)	
Methods by which local and state enforcement agencies coordinate their efforts to enforce laws prohibiting underage drinking:	
DOR asks local law enforcement agencies to conduct compliance checks and then forward the results to DOR. Compliance checks are not required to be completed, and law enforcement agencies are not required to submit the data to DOR. Based on the reports DOR receives, it takes appropriate action (i.e., suspensions, fines). Local law enforcement would pursue any criminal action against the individual if they so choose.	
Enforcement Strategies	
State law enforcement agencies use:	
Cops in Shops	No
Shoulder Tap Operations	No
Party Patrol Operations or Programs	No
Underage Alcohol–Related Fatality Investigations	No
Local law enforcement agencies use:	
Cops in Shops	No
Shoulder Tap Operations	No
Party Patrol Operations or Programs	No
Underage Alcohol–Related Fatality Investigations	Yes
State has a program to investigate and enforce direct sales/shipment laws	Yes
Primary state agency responsible for enforcing laws addressing direct sales/shipments of alcohol to minors	DOR
Such laws are also enforced by local law enforcement agencies	No
Enforcement Statistics	
State collects data on the number of minors found in possession	Yes
Number of minors found in possession[1] by state law enforcement agencies	5,894
Number pertains to the 12 months ending	06/30/2011
Data include arrests/citations issued by local law enforcement agencies	Yes
State conducts underage compliance checks/decoy operations[2] to determine if alcohol retailers are complying with laws prohibiting sales to minors	No
Data are collected on these activities	No
Number of licensees checked for compliance by state agencies	Data not collected
Number of licensees that failed state compliance checks	Data not collected
Numbers pertain to the 12 months ending	Data not collected
Local agencies conduct underage compliance checks/decoy operations to determine if alcohol retailers are complying with laws prohibiting sales to minors	Yes
Data are collected on these activities	Yes
Number of licensees checked for compliance by local agencies	890
Number of licensees that failed local compliance checks	135
Numbers pertain to the 12 months ending	12/31/2010
Sanctions	
State collects data on fines imposed on retail establishments that furnish minors	Yes
Number of fines imposed by the state[3]	123
Total amount in fines across all licensees	$141,550
Numbers pertain to the 12 months ending	12/31/2010
State collects data on license suspensions imposed on retail establishments specifically for furnishing minors	Yes
Number of suspensions imposed by the state[4]	12
Total days of suspensions across all licensees	95
Numbers pertain to the 12 months ending	12/31/2010

State collects data on license revocations imposed on retail establishments specifically for furnishing minors	Yes
Number of license revocations imposed[5]	0
Numbers pertain to the 12 months ending	12/31/2010

Additional Clarification

None given

[1]Or having consumed or purchased per state statutes.
[2]Underage compliance checks/decoy operations to determine whether alcohol retailers are complying with laws prohibiting sales to minors.
[3]Does not include fines imposed by local agencies.
[4]Does not include suspensions imposed by local agencies.
[5]Does not include revocations imposed by local agencies.

Underage Drinking Prevention Programs Operated or Funded by the State: Programs SPECIFIC TO Underage Drinking

Strategic Prevention Framework State Incentive Grant (SPF SIG)

Number of youth served (from 6-1-10 through 5-30-11, the state was in the Assessment and Planning stages of SPF SIG and no implementation of services had begun)	0
Number of parents served	0
Number of caregivers served	0
Numbers pertain to the 12 months ending	05/31/2011
Program has been evaluated	Yes
Evaluation report is available	No
URL for evaluation report:	Not applicable
URL for more program information:	http://www.sdspfsig.wikispaces.com

Program description: South Dakota's SPF SIG is designed to expand and enhance the sophistication of South Dakota's infrastructure to more effectively:

- Prevent the onset and reduce the progression of substance abuse.
- Reduce substance abuse–related consequences.
- Decrease risk factors and increase protective factors within communities.
- Build prevention capacity and infrastructure at the state and community levels.

South Dakota identified underage drinking as one of two targets.

Underage Drinking Prevention Programs Operated or Funded by the State: Programs RELATED TO Underage Drinking

Enforcing the Underage Drinking Laws (EUDL)

URL for more program information:
http://dss.sd.gov/behavioralhealthservices/community/diversionprograms.asp

Program description: The Department of Social Services – Prevention Program receives EUDL funding from our Office of Highway Safety for the purpose of providing an alcohol diversion program. The curriculum used for the program is Prime for Life (http://www.primeforlife.org/homepage.cfm?CFID=663556&CFTOKEN=82350299).

Additional Information Related to Underage Drinking Prevention Programs

State collaborates with federally recognized Tribal governments in the prevention of underage drinking	Yes

Description of collaboration: The state seeks collaborative efforts from every sector in the state, including Tribal communities. The state presently funds three coalitions serving reservations in the state and funds four additional programs that provide prevention services to Native Americans as one of their target populations.

State has programs to measure and/or reduce youth exposure to alcohol advertising and marketing	No
Program description: Not applicable	
State has adopted or developed best practice standards for underage drinking prevention programs	Yes

Best practice standards description:

- Inclusion in a federal list or registry of evidenced based interventions; or
- Being reported (with positive effects on the primary targeted outcome) in a peer-reviewed journal; or
- Documented effectiveness supported by other sources of information and the consensus judgment of informed experts based on the following guidelines:
  - The intervention is based on a theory of change that is documented in a clear logic or conceptual model;
  - The intervention is similar in content and structure to interventions that appear in registries and/or the peer-reviewed literature;
  - The intervention is supported by documentation that it has been effectively implemented in the past, and multiple times, in a manner attentive to scientific standards of evidence and with results that show a consistent pattern of credible and positive effects; and
  - The intervention is reviewed and deemed appropriate by a panel of informed prevention experts that includes: well-qualified prevention researchers who are experienced in evaluating prevention interventions similar to those under review, local prevention practitioners, and key community leaders as appropriate (e.g., officials from law enforcement and education sectors or elders within indigenous cultures).

Additional Clarification

None given

State Interagency Collaboration

A state-level interagency governmental body/committee exists to coordinate or address underage drinking prevention activities	Yes

Committee contact information:

Name: SPF SIG Advisory Council. Project Director – Shawnie Rechtenbaugh
E-mail: shawnie.rechtenbaugh@state.sd.us
Address: No data
Phone: 605-773-3123

Agencies/organizations represented on the committee:

Department of Health
Department of Social Services
John T. Vucurevich Foundation
Attorney at Law
National Guard
Human Service Agency
Volunteers of America
Veterans Affairs

A website or other public source exists to describe committee activities	Yes
URL or other means of access: sdspfsig.wikispaces.com/5.+Advisory+Council	

Underage Drinking Reports

State has prepared a plan for preventing underage drinking in the last 3 years	Yes
Prepared by: Department of Social Services – Prevention Program	
Plan can be accessed via: sdspfsig.wikispaces.com	

State has prepared a report on preventing underage drinking in the last 3 years	No
Prepared by: Not applicable	
Plan can be accessed via: Not applicable	

Additional Clarification
Once the SPF SIG grant ends in 2014, the state will publish a report on underage drinking prevention.

State Expenditures for the Prevention of Underage Drinking	
Compliance checks/decoy operations in retail outlets:	
Estimate of state funds expended	$29,654
Estimate based on the 12 months ending	09/30/2011
Checkpoints and saturation patrols:	
Estimate of state funds expended	$13,635
Estimate based on the 12 months ending	12/31/2011
Community-based programs to prevent underage drinking:	
Estimate of state funds expended	$0
Estimate based on the 12 months ending	05/31/2011
K–12 school-based programs to prevent underage drinking:	
Estimate of state funds expended	$0
Estimate based on the 12 months ending	05/31/2011
Programs targeted to institutes of higher learning:	
Estimate of state funds expended	$0
Estimate based on the 12 months ending	05/31/2011
Programs that target youth in the juvenile justice system:	
Estimate of state funds expended	$0
Estimate based on the 12 months ending	05/31/2011
Programs that target youth in the child welfare system:	
Estimate of state funds expended	$0
Estimate based on the 12 months ending	05/31/2011
Other programs:	
Programs or strategies included: None	
Estimate of state funds expended	No data
Estimate based on the 12 months ending	No data

Funds Dedicated to Underage Drinking	
State derives funds dedicated to underage drinking from the following revenue streams:	
Taxes	No
Fines	No
Fees	No
Other	No data
Description of funding streams and how they are used:	
No data	

Additional Clarification
There is no state funding for prevention. The state uses federal funds for all prevention programming.

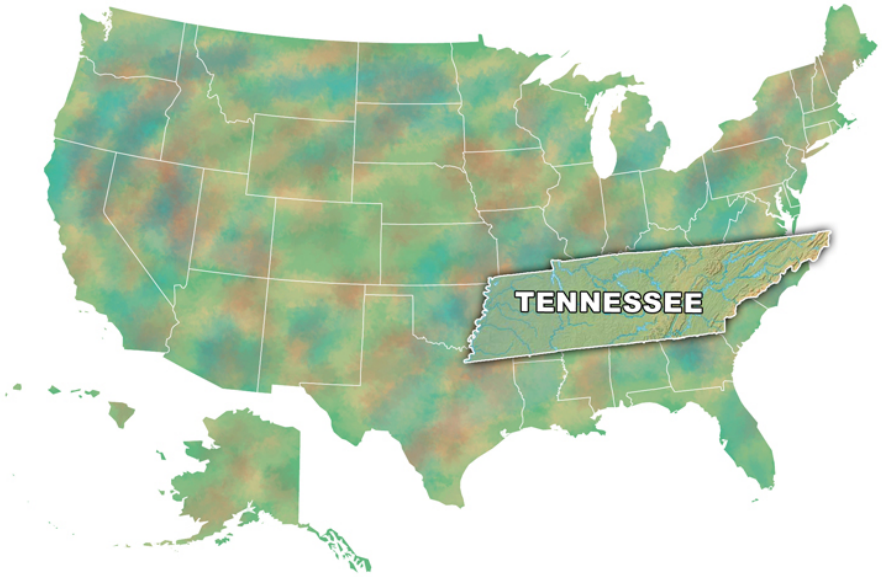

Tennessee

State Profile and Underage Drinking Facts*

State Population: 6,403,353
Population Ages 12–20: 757,000

	Percentage	Number
Ages 12–20		
Past-Month Alcohol Use	19.4	147,000
Past-Month Binge Alcohol Use	13.0	99,000
Ages 12–14		
Past-Month Alcohol Use	3.8	9,000
Past-Month Binge Alcohol Use	2.4	6,000
Ages 15–17		
Past-Month Alcohol Use	15.7	40,000
Past-Month Binge Alcohol Use	10.0	25,000
Ages 18–20		
Past-Month Alcohol Use	37.3	98,000
Past-Month Binge Alcohol Use	25.8	68,000
Alcohol-Attributable Deaths (under 21)		113
Years of Potential Life Lost (under 21)		6,727
	Percentage of All Traffic Fatalities	**Number**
Traffic Fatalities, 15- to 20-Year-Old Drivers with BAC > 0.01	18.0	28

* See Appendix C for data sources.

Laws Addressing Minors in Possession of Alcohol

Underage Possession of Alcohol

Possession is prohibited—no explicit exceptions noted in the law.

Underage Consumption of Alcohol

Consumption is prohibited—no explicit exceptions noted in the law.

Internal Possession by Minors

Internal possession is not explicitly prohibited.

Underage Purchase of Alcohol

Purchase is prohibited, but youth may purchase for law enforcement purposes.

False Identification for Obtaining Alcohol

Provision(s) Targeting Minors

- Use of a false ID to obtain alcohol is a criminal offense.
- Penalty may include driver's license suspension through a judicial procedure.

Provisions Targeting Retailers

- Licenses for drivers under age 21 are easily distinguishable from those for drivers ages 21 and older.
- Specific affirmative defense—the retailer inspected the false ID and came to a reasonable conclusion based on its appearance that it was valid.

Laws Targeting Underage Drinking and Driving

BAC Limits: Youth (Underage Operators of Noncommercial Motor Vehicles)

- BAC limit: 0.02
- BAC level above the limit is per se (conclusive) evidence of a violation
- Applies to drivers age 16 or above
- Applies to drivers under age 21

Loss of Driving Privileges for Alcohol Violations by Minors ("Use/Lose Laws")

Use/lose penalties apply to minors under age 21.

Type(s) of Violation Leading to Driver's License Suspension, Revocation, or Denial

- Underage purchase
- Underage possession
- Underage consumption

Authority To Impose Driver's License Sanction

- mandatory

Length of Suspension/Revocation

- 365 days

Graduated Driver's License

Learner Stage

- Minimum entry age: 15
- Minimum learner-stage period: 6 months
- Minimum supervised driving requirement: 50 hours—10 of which must be at night

Intermediate Stage

- Minimum age: 16
- Unsupervised night driving
  - Prohibited after: 11 p.m.
  - Primary enforcement of the night-driving rule
- Passenger restrictions exist: No more than one unrelated passenger, unless accompanied by a driver over 21
  - Primary enforcement of the passenger-restriction rule

License Stage

- Minimum age to lift restrictions: 17

Laws Targeting Alcohol Suppliers

Furnishing Alcohol to Minors

Furnishing is prohibited—no explicit exceptions noted in the law.

Compliance Check Protocols

Age of Decoy

- Minimum: 18
- Maximum: 20

Note: Minors under 18 allowed only in extreme circumstances.

Appearance Requirements

- Youthful appearance
- Male: No facial hair

ID Possession

- Required

Verbal Exaggeration of Age

- Prohibited

Decoy Training

- Not specified

Penalty Guidelines for Sales to Minors

- Time period/conditions: 1 year
- First offense: $300–$1,500 fine

Responsible Beverage Service

Mandatory Provisions

Mandatory Beverage Service Training for Managers, Servers

- Applies only to on-sale establishments
- Applies to both new and existing outlets

Voluntary Provisions

Voluntary Beverage Service Training

- Applies only to off-sale establishments
- The law does not specify new or existing outlets.

Incentives for Training

- Mitigation of fines or other administrative penalties for sales to minors
- Protection against license revocation for sales to minors

Minimum Ages for Off-Premises Sellers

- Beer: 18
- Wine: 18
- Spirits: 18

Minimum Ages for On-Premises Sellers

- Beer: 18 for both servers and bartenders
- Wine: 18 for both servers and bartenders
- Spirits: 18 for both servers and bartenders

Distance Limitations for New Alcohol Outlets Near Universities and Schools

Colleges and Universities

No distance limitation

Primary and Secondary Schools

No distance limitation

Dram Shop Liability

Statutory liability exists subject to the following conditions:

- Limitations on elements/standards of proof: Fact finder must determine that retailer knew customer was a minor beyond a reasonable doubt.

Social Host Liability Laws

There is no statutory liability.

Note: Biscan v. Brown held that a property owner who does not furnish the alcohol may be held liable to third parties under common law if he/she knowingly allows minors to consume alcohol on his/her property and it is foreseeable that minors may then operate motor vehicles. In that case, the court held that the person who actually furnished the alcohol to the minor was shielded from liability under Tenn. Code Ann. § 57-10-101.

Host Party Laws

Social host law is not specifically limited to underage drinking parties.

- Action by underage guest that triggers violation: Consumption
- Property type(s) covered by liability law: Residence, outdoor, other
- Standard for hosts' knowledge or action regarding the party: Knowledge—host must have actual knowledge of the occurrence.

Note: Social host liability in Tennessee is limited to an owner, occupant, or other person having a lawful right to the exclusive use and enjoyment of property to knowingly allow an "underage adult" to consume alcoholic beverages, wine, or beer on the property. An "underage adult" is defined as a person who is at least 18 years old but less than 21 years old.

Retailer Interstate Shipments of Alcohol

Retailer interstate shipments are prohibited for all types of beverages.

Direct Sales/Shipments of Alcohol by Producers

Direct sales/shipments from producers to consumers are permitted for wine with the following restrictions:

Age Verification Requirements

- Common carrier must verify age of recipient.

State Approval/Permit Requirements

- Producer/shipper must obtain state permit.

Reporting Requirements

- Producer must record/report purchaser's name.

Shipping Label Statement Requirements

- Contains alcohol
- Recipient must be 21

Keg Registration

Registration is not required.

Alcohol Pricing Policies

Home Delivery

- Beer: Prohibited
- Wine: Prohibited
- Spirits: Prohibited

Alcohol Tax

Beer (5 percent alcohol)

- Specific excise tax: $0.14 per gallon
- Ad valorem excise tax (on-premises sales): 17 percent
- Ad valorem excise tax (off-premises sales): 17 percent
- Ad valorem tax applied at the wholesale level.

Wine (12 percent alcohol)

- Specific excise tax: $1.21 per gallon
- Ad valorem excise tax (on-premises sales): 15 percent
- Ad valorem applied at retail level.

Spirits (40 percent alcohol)

- Specific excise tax: $4.40 per gallon
- Ad valorem excise tax (on-premises sales): 15 percent
- Ad valorem applied at retail level.

Drink Specials

- Free beverages: Prohibited
- Multiple servings at one time: Prohibited—not permitted after 10 p.m.
- Multiple servings for same price as single serving: Not prohibited
- Reduced price at specified day or time: Not prohibited—not permitted after 10 p.m.
- Unlimited beverages: Prohibited
- Increased volume: Prohibited—not permitted after 10 p.m.

Wholesale Pricing

Pricing restrictions exist.

Beer (5 percent alcohol)

- Volume discounts: Banned
- Price posting requirements: Post and hold—360 days minimum
- Retailer credit: Not permitted

Wine (12 percent alcohol)

- Retailer credit: Restricted—10 days maximum

Spirits (40 percent alcohol)

- Retailer credit: Restricted—10 days maximum

Tennessee State Survey Responses

State Agency Information	
Agency with primary responsibility for enforcing underage drinking laws:	
Tennessee Alcoholic Beverage Commission	
Methods by which local and state enforcement agencies coordinate their efforts to enforce laws prohibiting underage drinking:	
State officials approach the local judiciary in certain counties to obtain permission to have underage buyers pose as customers in stores that sell alcohol. The "customer" is accompanied by law enforcement, who takes notes on how well the establishment responds. If the customer is able to purchase alcohol, the establishment is given a consequence.	
Enforcement Strategies	
State law enforcement agencies use:	
Cops in Shops	Yes
Shoulder Tap Operations	No
Party Patrol Operations or Programs	Yes
Underage Alcohol–Related Fatality Investigations	Yes
Local law enforcement agencies use:	
Cops in Shops	No
Shoulder Tap Operations	No
Party Patrol Operations or Programs	No
Underage Alcohol–Related Fatality Investigations	Yes
State has a program to investigate and enforce direct sales/shipment laws	Yes
Primary state agency responsible for enforcing laws addressing direct sales/shipments of alcohol to minors	Tennessee Bureau of Investigation
Such laws are also enforced by local law enforcement agencies	Unknown
Enforcement Statistics	
State collects data on the number of minors found in possession	Yes
Number of minors found in possession by state law enforcement agencies	113
Number pertains to the 12 months ending	06/30/2012
Data include arrests/citations issued by local law enforcement agencies	No
State conducts underage compliance checks/decoy operations[2] to determine if alcohol retailers are complying with laws prohibiting sales to minors	Yes
Data are collected on these activities	Yes
Number of licensees checked for compliance by state agencies	474
Number of licensees that failed state compliance checks	113
Numbers pertain to the 12 months ending	06/30/2012
Local agencies conduct underage compliance checks/decoy operations to determine if alcohol retailers are complying with laws prohibiting sales to minors	Yes
Data are collected on these activities	Yes
Number of licensees checked for compliance by local agencies	No data
Number of licensees that failed local compliance checks	113
Numbers pertain to the 12 months ending	06/30/2012
Sanctions	
State collects data on fines imposed on retail establishments that furnish minors	Yes
Number of fines imposed by the state[3]	113
Total amount in fines across all licensees	$171,000
Numbers pertain to the 12 months ending	06/30/2012
State collects data on license suspensions imposed on retail establishments specifically for furnishing minors	No
Number of suspensions imposed by the state[4]	Data not collected
Total days of suspensions across all licensees	Data not collected
Numbers pertain to the 12 months ending	Data not collected

State collects data on license revocations imposed on retail establishments specifically for furnishing minors	No
Number of license revocations imposed[5]	Data not collected
Numbers pertain to the 12 months ending	Data not collected

Additional Clarification

None given

[1]Or having consumed or purchased per state statutes.
[2]Underage compliance checks/decoy operations to determine whether alcohol retailers are complying with laws prohibiting sales to minors.
[3]Does not include fines imposed by local agencies.
[4]Does not include suspensions imposed by local agencies.
[5]Does not include revocations imposed by local agencies.

Underage Drinking Prevention Programs Operated or Funded by the State: Programs SPECIFIC TO Underage Drinking

No such programs

Program description: Not applicable

Underage Drinking Prevention Programs Operated or Funded by the State: Programs RELATED TO Underage Drinking

Tennessee Prevention Network

URL for more program information: Not applicable

Program description: The Tennessee Prevention Network is a statewide prevention program directed at providing primary prevention services to individuals who have not been determined to require treatment for substance abuse. The Network's services fall into two categories:

1. Selective prevention services, which include programs and practices delivered to subgroups of individuals identified based on their membership in a group that has an elevated risk for developing substance abuse problems. An individual's personal risk is not specifically assessed or identified, and it is based solely on a presumption given his or her membership in the at-risk subgroup.
2. Indicated prevention services, which include programs that focus on populations that are identified based on individual risk factors or initiation behaviors that put an individual at high risk for developing substance abuse problems. The individuals targeted at this stage, although showing signs of early substance use, have not yet reached the point where a clinical diagnosis of substance abuse can be made.

Additional Information Related to Underage Drinking Prevention Programs

State collaborates with federally recognized Tribal governments in the prevention of underage drinking	No recognized Tribal governments
Description of collaboration: Not applicable	
State has programs to measure and/or reduce youth exposure to alcohol advertising and marketing	Yes
Program description: The state funds 35 coalitions using Partnership for Success and Block Grant funds. These coalitions use environmental strategies intended to reduce or counter alcohol advertising/marketing.	
State has adopted or developed best practice standards for underage drinking prevention programs	Yes

Best practice standards description: The state's Evidence-Based Practice Workgroup has established standards for evidence-based best practices, which must meet at least one of the following criteria:

1. Inclusion in federal registries of evidence-based interventions.
2. Reported (with positive effects on the primary targeted outcome) in peer-reviewed journals.
3. Documented effectiveness supported by other information sources and the consensus of informed experts as described in the following set of guidelines, all of which must be met:
   - Guideline 1: The intervention is demonstrated to be similar in theory of change, general

principles of effective prevention, or content and structure to interventions that appear in registries, federal agency publications, and/or peer-reviewed literature.
- Guideline 2: The intervention is supported by documentation of effective implementation in the past, including at least one replication, in a manner attentive to scientific standards of evidence and with results that show a consistent pattern of credible and positive effects.
- Guideline 3: The intervention is reviewed and deemed appropriate by six or more informed prevention experts, including well-qualified prevention researchers who are experienced in evaluating prevention interventions similar to those under review; local prevention practitioners; and/or key community leaders as appropriate, such as officials from law enforcement and education sectors or elders in indigenous cultures.

Additional Clarification

None given

State Interagency Collaboration

A state-level interagency governmental body/committee exists to coordinate or address underage drinking prevention activities — Yes

Committee contact information:

Name: Angela McKinney-Jones, State of Tennessee Director of Prevention
E-mail: angela.mckinneyjones@tn.gov
Address: 710 James Robertson Pkwy, 10th Floor, Nashville, TN 37243
Phone: 615-532-7786

Agencies/organizations represented on the committee:

Frontier Health
Washington County Anti-Drug Coalition
Metropolitan Drug Commission
Schools Together Allowing No Drugs Coalition
Volunteer Behavioral Healthcare Services
Tennessee Community Services Agency
Hamilton County Coalition
Council for Alcohol and Drug Abuse Services
Oasis Center
Nashville Prevention Partnership
Centerstone of Tennessee
Nurses for Newborns of Tennessee
Coffee County Anti-Drug Coalition
Franklin County Prevention Coalition
Weakley County Alliance for a Safe and Drug-Free Tennessee
Jackson Area Council on Alcoholism and Drug Dependency
Professional Care Services of West Tennessee
Memphis City Schools Mental Health Center
Comprehensive Counseling Network

A website or other public source exists to describe committee activities — No

URL or other means of access: Not applicable

Underage Drinking Reports

State has prepared a plan for preventing underage drinking in the last 3 years — Yes

Prepared by: Tennessee Department of Mental Health, Division of Alcohol and Drug Abuse Services
Plan can be accessed via: No data

State has prepared a report on preventing underage drinking in the last 3 years — Yes

Prepared by: Tennessee Department of Mental Health, Division of Alcohol and Drug Abuse Services
Plan can be accessed via: No data

Additional Clarification

The Enforcing Underage Drinking Laws program is a block grant that encourages states to address the problem of alcohol consumption by minors. The Office of Juvenile Justice and Delinquency Prevention suggests that states form collaborations with public and private agencies to implement evidence-based community projects and strategies that will prevent underage drinking and create a safe environment.

Activities Funded:

- Statewide task forces of state and local law enforcement and prosecutorial agencies to target establishments suspected of a pattern of violations of state laws governing the sale and consumption of alcohol by minors.
- Innovative programs to prevent and combat underage drinking.
- Public advertising campaigns that can demonstrate data reducing underage drinking.
- Education, training, and other activities.

State Expenditures for the Prevention of Underage Drinking

Compliance checks/decoy operations in retail outlets:	
Estimate of state funds expended	Data not available
Estimate based on the 12 months ending	Data not available
Checkpoints and saturation patrols:	
Estimate of state funds expended	Data not available
Estimate based on the 12 months ending	Data not available
Community-based programs to prevent underage drinking:	
Estimate of state funds expended	$76,940
Estimate based on the 12 months ending	06/30/2012
K–12 school-based programs to prevent underage drinking:	
Estimate of state funds expended	$47,018
Estimate based on the 12 months ending	06/30/2012
Programs targeted to institutes of higher learning:	
Estimate of state funds expended	$184,655
Estimate based on the 12 months ending	06/30/2012
Programs that target youth in the juvenile justice system:	
Estimate of state funds expended	$1,503,612
Estimate based on the 12 months ending	06/30/2012
Programs that target youth in the child welfare system:	
Estimate of state funds expended	$296,006
Estimate based on the 12 months ending	06/30/2012
Other programs:	
Programs or strategies included: 34 community antidrug and alcohol abuse coalitions offer prevention-based universal strategies throughout Tennessee using $2,931,799 in funds. Agencies offer selective and/or indicated prevention strategies for alcohol and drug abuse prevention, for a total of $2,736,439.	
Estimate of state funds expended:	$5,668,238
Estimate based on the 12 months ending:	06/30/2012

Funds Dedicated to Underage Drinking

State derives funds dedicated to underage drinking from the following revenue streams:	
Taxes	No
Fines	No
Fees	No
Other:	No data

Description of funding streams and how they are used:

No data

Additional Clarification

None given

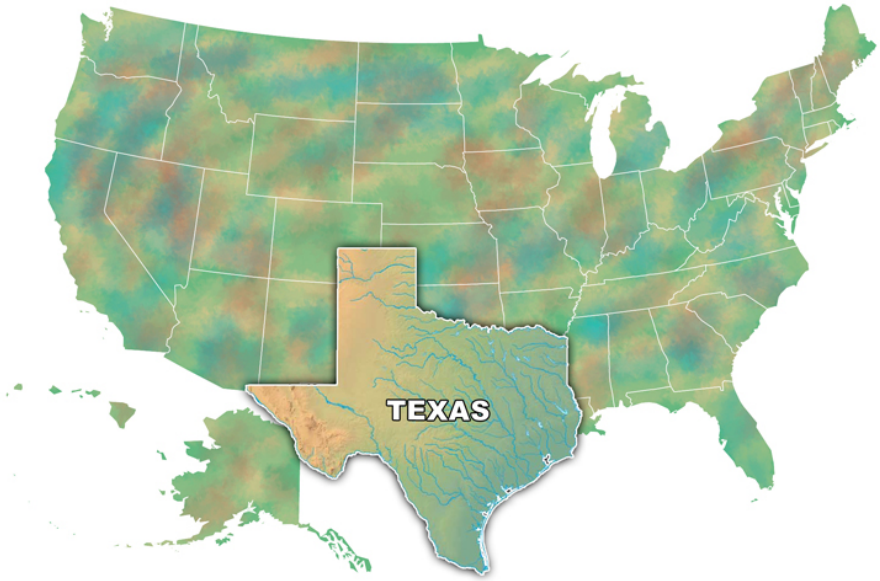

Texas

State Profile and Underage Drinking Facts*

State Population: 25,674,681
Population Ages 12–20: 3,273,000

	Percentage	Number
Ages 12–20		
Past-Month Alcohol Use	25.0	818,000
Past-Month Binge Alcohol Use	16.6	544,000
Ages 12–14		
Past-Month Alcohol Use	5.0	53,000
Past-Month Binge Alcohol Use	2.5	26,000
Ages 15–17		
Past-Month Alcohol Use	20.4	222,000
Past-Month Binge Alcohol Use	12.3	134,000
Ages 18–20		
Past-Month Alcohol Use	48.5	543,000
Past-Month Binge Alcohol Use	34.3	384,000
Alcohol-Attributable Deaths (under 21)		409
Years of Potential Life Lost (under 21)		24,700
	Percentage of All Traffic Fatalities	**Number**
Traffic Fatalities, 15- to 20-Year-Old Drivers with BAC > 0.01	32.0	159

* See Appendix C for data sources.

Laws Addressing Minors in Possession of Alcohol

Underage Possession of Alcohol

Possession is prohibited with the following exception(s): EITHER
- Parent/guardian OR
- Spouse

Note: In Texas, a minor may possess an alcoholic beverage if the minor is in the visible presence of his or her adult parent, guardian, or spouse.

Underage Consumption of Alcohol

Consumption is prohibited with the following exception(s): EITHER
- Parent/guardian OR
- Spouse

Note: In Texas, a minor may consume an alcoholic beverage if the minor is in the visible presence of his or her adult parent, guardian or spouse.

Internal Possession by Minors

Internal possession is not explicitly prohibited.

Underage Purchase of Alcohol

Purchase is prohibited, but youth may purchase for law enforcement purposes.

False Identification for Obtaining Alcohol

Provision(s) Targeting Minors
- Use of a false ID to obtain alcohol is a criminal offense.
- Penalty may include driver's license suspension through a judicial procedure.

Provisions Targeting Retailers
- State provides incentives to retailers who use electronic scanners that read birthdate and other information digitally encoded on valid identification cards.
- Licenses for drivers under age 21 are easily distinguishable from those for drivers age 21 and older.
- Specific affirmative defense—the retailer inspected the false ID and came to a reasonable conclusion based on its appearance that it was valid.

Laws Targeting Underage Drinking and Driving

BAC Limits: Youth (Underage Operators of Noncommercial Motor Vehicles)

- BAC limit: 0.00
- Any detectable alcohol in the blood is per se (conclusive) evidence of a violation
- Applies to drivers under age 21

Loss of Driving Privileges for Alcohol Violations by Minors ("Use/Lose Laws")

Use/lose penalties apply to minors under age 21.

Type(s) of Violation Leading to Driver's License Suspension, Revocation, or Denial
- Underage purchase
- Underage possession
- Underage consumption

Authority To Impose Driver's License Sanction
- Mandatory

Length of Suspension/Revocation
- 30 days

Graduated Driver's License

Learner Stage
- Minimum entry age: 15
- Minimum learner-stage period: 6 months
- Minimum supervised driving requirement: 20 hours—10 of which must be at night

Intermediate Stage
- Minimum age: 16
- Unsupervised night driving
  - Prohibited after: 12 a.m.
  - No primary enforcement of the night-driving rule
- Passenger restrictions exist: No more than one unrelated passenger under 21
  - No primary enforcement of the passenger-restriction rule

License Stage
- Minimum age to lift restrictions: 17

Laws Targeting Alcohol Suppliers

Furnishing Alcohol to Minors

Furnishing is prohibited with the following exception(s): EITHER
- Parent/guardian OR
- Spouse

Note: In Texas, a person may purchase an alcoholic beverage for or give an alcoholic beverage to a minor if that person is the minor's adult parent, guardian, or spouse, or is an adult in whose custody the minor has been committed by a court, and is visibly present when the minor possesses or consumes the alcoholic beverage.

Compliance Check Protocols

Age of Decoy
- Minimum: Not specified
- Maximum: 18

Appearance Requirements
- Youthful appearance
- Attire typical for teenagers in target area
- Male: No facial hair

ID Possession
- Discretionary

Verbal Exaggeration of Age
- Prohibited

Decoy Training
- Mandated—orientation meeting required

Penalty Guidelines for Sales to Minors

- Time period/conditions: 3 years
- First offense: 8- to 12-day suspension or $300 per suspension day
- Second offense: 16- to 24-day suspension or $300 per suspension day
- Third offense: 48-day suspension or license revocation/$300 per suspension day

Responsible Beverage Service

Voluntary Beverage Service Training
- The law does not specify on- or off-sale establishments.
- The law does not specify new or existing outlets.

Incentive for Training
- Protection against license revocation for sales to minors

Minimum Ages for Off-Premises Sellers

- Beer: 16
- Wine: 16
- Spirits: 21

Minimum Ages for On-Premises Sellers

- Beer: 18 for both servers and bartenders
- Wine: 18 for both servers and bartenders
- Spirits: 18 for both servers and bartenders

Distance Limitations for New Alcohol Outlets Near Universities and Schools

Colleges and Universities
No distance limitation

Primary and Secondary Schools
No distance limitation

Dram Shop Liability

Statutory liability exists subject to the following conditions:
- Limitations on who may sue: Retailers may be held liable if they are 21 or over and furnish alcohol to a minor under age 18.
- Limitations on elements/standards of proof: Knowledge of underage status.

Note: Any retailer may be held liable for furnishing alcohol to individuals 18 or older who are obviously intoxicated to the extent that they present a clear danger to themselves or others at the

time of furnishing. There is no common law liability when an underage person is 18 or over. It is unclear whether there is common law liability when a drinker is under 18. Licensees (but not their employees) are shielded from liability if the licensee requires all employees to attend responsible beverage service training; the employee who furnished the minor attended the training; and the licensee did not directly or indirectly encourage the employee to violate the law.

Social Host Liability Laws

Statutory liability exists subject to the following conditions:

- Limitations on who may be sued: Social hosts may be held liable if they are 21 or over and furnish alcohol to a minor under 18.
- Limitations on elements/standards of proof: Knowledge of underage status.

Note: There is no common law liability when an underage person is 18 or over. It is unclear whether there is common law liability when a drinker is under 18.

Host Party Laws

No state-imposed liability for hosting underage drinking parties

Retailer Interstate Shipments of Alcohol

Retailer interstate shipments are prohibited for all types of beverages.

Direct Sales/Shipments of Alcohol by Producers

Direct sales/shipments from producers to consumers are permitted for wine with the following restrictions:

Age Verification Requirements

- Common carrier must verify age of recipient.

State Approval/Permit Requirements

- Producer/shipper must obtain state permit.
- State must approve common carrier.

Reporting Requirements

- Producer must record/report purchaser's name.

Shipping Label Statement Requirements

- Contains alcohol
- Recipient must be 21

Keg Registration

Registration is not required.

Alcohol Pricing Policies

Home Delivery

- Beer: Permitted—package store permittees must have a cartage permit. Vehicles used to transport alcoholic beverages must be clearly marked.
- Wine: Permitted—package store permittees must have a cartage permit. Vehicles used to transport alcoholic beverages must be clearly marked.

- Spirits: Permitted—package store permittees must have a cartage permit. Vehicles used to transport alcoholic beverages must be clearly marked.

Alcohol Tax

Beer (5 percent alcohol)

- Specific excise tax: $0.20 per gallon—$0.19 per gallon for alcohol content of 5 percent or less

Wine (12 percent alcohol)

- Specific excise tax: $0.20 per gallon

Spirits (40 percent alcohol)

- Specific excise tax: $2.40 per gallon
- Ad valorem excise tax (on-premises sales): 14 percent

General sales tax rate of 6.25 percent does not apply to onsite retail tax applicable to gross receipts of a mixed beverage permittee. The onsite ad valorem retail tax on a mixed beverage permittee is 14 percent. The "sales tax adjusted" onsite retail ad valorem rate is therefore 7.75 percent.

Drink Specials

- Free beverages: Not prohibited—licensee may offer a free drink on a case-by-case basis.
- Multiple servings at one time: Not prohibited
- Multiple servings for same price as single serving: Prohibited
- Reduced price at specified day or time: Not prohibited—not permitted after 11 p.m.
- Unlimited beverages: Prohibited
- Increased volume: Prohibited

Wholesale Pricing

Pricing restrictions exist.

Beer (5 percent alcohol)

- Retailer credit: Not permitted

Wine (12 percent alcohol)

- Retailer credit: Restricted—25 days maximum

Spirits (40 percent alcohol)

- Retailer credit: Restricted—25 days maximum

Texas State Survey Responses

State Agency Information	
Agency with primary responsibility for enforcing underage drinking laws:	
Texas Alcoholic Beverage Commission (TABC)	
Methods by which local and state enforcement agencies coordinate their efforts to enforce laws prohibiting underage drinking:	
Local law enforcement agencies collaborate with each other and their local TABC office as needed to address underage drinking concerns or issues. TABC is available to provide technical assistance as well as training on underage drinking enforcement operations, including partnering with local law enforcement to conduct underage drinking enforcement operations. TABC is also available to provide educational presentations and awareness on Texas zero tolerance laws and other laws related to Alcoholic Beverage Code such as social hosting or the consequences of providing alcoholic beverages to minors.	
Enforcement Strategies	
State law enforcement agencies use:	
Cops in Shops	Yes
Shoulder Tap Operations	Yes
Party Patrol Operations or Programs	No
Underage Alcohol–Related Fatality Investigations	Yes
Local law enforcement agencies use:	
Cops in Shops	No
Shoulder Tap Operations	Yes
Party Patrol Operations or Programs	Yes
Underage Alcohol–Related Fatality Investigations	Yes
State has a program to investigate and enforce direct sales/shipment laws	Yes
Primary state agency responsible for enforcing laws addressing direct sales/shipments of alcohol to minors	TABC
Such laws are also enforced by local law enforcement agencies	No data
Enforcement Statistics	
State collects data on the number of minors found in possession	Yes
Number of minors found in possession by state law enforcement agencies	1,915
Number pertains to the 12 months ending	12/31/2011
Data include arrests/citations issued by local law enforcement agencies	No
State conducts underage compliance checks/decoy operations[2] to determine if alcohol retailers are complying with laws prohibiting sales to minors	Yes
Data are collected on these activities	Yes
Number of licensees checked for compliance by state agencies	8,021
Number of licensees that failed state compliance checks	906
Numbers pertain to the 12 months ending	12/31/2011
Local agencies conduct underage compliance checks/decoy operations to determine if alcohol retailers are complying with laws prohibiting sales to minors	Yes
Data are collected on these activities	No
Number of licensees checked for compliance by local agencies	Data not collected
Number of licensees that failed local compliance checks	Data not collected
Numbers pertain to the 12 months ending	Data not collected
Sanctions	
State collects data on fines imposed on retail establishments that furnish minors	Yes
Number of fines imposed by the state[3]	1,111
Total amount in fines across all licensees	$917,600
Numbers pertain to the 12 months ending	12/31/2011

State collects data on license suspensions imposed on retail establishments specifically for furnishing minors	Yes
Number of suspensions imposed by the state[4]	177
Total days of suspensions across all licensees	1,587
Numbers pertain to the 12 months ending	12/31/2011
State collects data on license revocations imposed on retail establishments specifically for furnishing minors	Yes
Number of license revocations imposed[5]	11
Numbers pertain to the 12 months ending	12/31/2011

Additional Clarification

TABC agents typically participate or provide technical assistance to local law enforcement agencies that receive an Enforcing Underage Drinking Laws (EUDL) contract to conduct compliance check operations, also known as minor stings. These numbers would be reflected in TABC's data. An exact number for local law enforcement agencies conducting minor stings cannot be provided, so data are specific only to TABC. TABC does not keep a database or record of other local law enforcement agencies that conduct minor stings. Typically, the local agencies forward only the locations that were not compliant to their local TABC office for further investigation or administrative action. Texas does not have a statewide database related to requested violations in the survey concerning local law enforcement activities or results.

[1]Or having consumed or purchased per state statutes.
[2]Underage compliance checks/decoy operations to determine whether alcohol retailers are complying with laws prohibiting sales to minors.
[3]Does not include fines imposed by local agencies.
[4]Does not include suspensions imposed by local agencies.
[5]Does not include revocations imposed by local agencies.

Underage Drinking Prevention Programs Operated or Funded by the State: Programs SPECIFIC TO Underage Drinking

Community Coalition Partnerships—Communities Mobilizing for Change on Alcohol (CMCA)	
Number of youth served	No data
Number of parents served	No data
Number of caregivers served	No data
Numbers pertain to the 12 months ending	No data
Program has been evaluated	Yes
Evaluation report is available	Yes
URL for evaluation report: http://www.nrepp.samhsa.gov/SearchResultsNew.aspx?s=b&q=Communities Mobilizing for Change	
URL for more program information: http://www.nrepp.samhsa.gov/SearchResultsNew.aspx?s=b&q=Communities Mobilizing for Change	

Program description: The Texas Department of State Health Services (DSHS) funds community coalition partnerships to use CMCA's evidence-based curriculum for implementing strategies focused on underage drinking. CMCA is a community-organizing program designed to reduce teenagers' (ages 13 to 20) access to alcohol by changing community policies and practices. CMCA seeks both to limit youths' access to alcohol and to communicate a clear message to the community that underage drinking is inappropriate and unacceptable.

Community Coalition Partnerships—Community Trials Intervention To Reduce High-Risk Drinking	
Number of youth served	No data
Number of parents served	No data
Number of caregivers served	No data
Numbers pertain to the 12 months ending	No data
Program has been evaluated	Yes

Evaluation report is available:	Yes
URL for evaluation report: http://www.nrepp.samhsa.gov/SearchResultsNew.aspx?s=b&q=Community Trials	
URL for more program information: http://www.nrepp.samhsa.gov/SearchResultsNew.aspx?s=b&q=Community Trials	

Program description: DSHS funds community coalition partnerships to use the Community Trials Intervention To Reduce High-Risk Drinking evidence-based curriculum for implementing strategies focused on underage drinking. The Intervention is a multicomponent community-based program developed to alter the alcohol use patterns and related problems of people of all ages. The program incorporates a set of environmental interventions that assist communities in:

1. Using zoning and municipal regulations to restrict alcohol access via alcohol outlet density control.
2. Enhancing responsible beverage service by training, testing, and assisting beverage servers and retailers in the development of policies and procedures to reduce intoxication and driving after drinking.
3. Increasing law enforcement and sobriety checkpoints to raise actual and perceived risk of arrest for driving after drinking.
4. Reducing youth access to alcohol by training alcohol retailers to avoid selling to minors and those who provide alcohol to minors.
5. Forming the coalitions needed to implement and support the interventions that address each of these prevention components.

Consequences of Underage Drinking—The Ultimate Reality

Number of youth served	12,000
Number of parents served	8,000
Number of caregivers served	No data
Numbers pertain to the 12 months ending	12/31/2011
Program has been evaluated	Yes
Evaluation report is available	Yes
URL for evaluation report:	Not applicable
URL for more program information:	Not applicable

Program description: This program informs adults about the consequences of alcohol use under age 21. It lets them know where the alcohol is processed in the body, what it affects in the body, why the legal minimum age to drink is 21, the stages of alcohol poisoning, the drug classification of alcohol as a central nervous system depressant, how the body sobers up, myths about getting sober, the consequences of women becoming intoxicated, the consequences of men becoming intoxicated, and the laws and associated charges related to:

- Driving while intoxicated to the first, second, and third degrees.
- Intoxication manslaughter.
- intoxication assault.
- Operating a vehicle while intoxicated and with a child younger than age 15.
- Driving under the influence of alcohol.
- Who is responsible for serving alcohol at a party.
- Public intoxication.
- Minors and possession of alcohol.
- Minors and consumption of alcohol.

Visual aids related to the specific information listed above are used to present the information. This program is also provided to court-ordered teens and adults in Travis and Williamson counties.

Enforcing Underage Drinking Laws Program

Number of youth served	46,067
Number of parents served	729
Number of caregivers served	0
Numbers pertain to the 12 months ending	12/31/2011
Program has been evaluated	Yes
Evaluation report is available:	Yes

URL for evaluation report:

National Evaluation of the Enforcing Underage Drinking Laws (EUDL) Program: http://www.phsapps.wfubmc.edu/eudl2/index.cfm

National Evaluation of the Enforcing Underage Drinking Laws (EUDL) Program: http://www.phsapps.wfubmc.edu/eudl2/index.cfm This is the first annual report of the National Evaluation.

National Evaluation of the Enforcing Underage Drinking Laws Randomized Community Trial: Year 2 Report. Winston-Salem, NC: Wake Forest University School of Medicine, August 2006: http://www.phsapps.wfubmc.edu/eudl2/Y2 Exec Summary FINAL March.pdf

URL for more program information: http://www.tabc.state.tx.us/grants/eudl_grants.asp; http://www.tooyoungtodrink.com

Program description: EUDL is the only federal initiative directed exclusively toward preventing underage drinking. The federal program is administered by the Department of Justice's Office of Juvenile Justice and Delinquency Prevention and involves using strategic goals to reduce the availability of alcoholic beverages to minors, defined as persons younger than 21 years, throughout the 50 states, the District of Columbia, and 5 U.S. territories. Statutory authority for the EUDL Program can be found in Section 504 of the Juvenile Justice and Delinquency Prevention Act, 42 U.S.C. 5783.

The EUDL grant is used by Texas to support activities in law enforcement, educational programs including specialized law enforcement training, and innovative methods for reaching youth. Most recently, funding has been used to encourage voluntary compliance from retailers, community members and youth as well as enforce the zero tolerance laws and Alcoholic Beverage Code throughout the state of Texas. Law enforcement campaigns have been conducted to prevent the sale of alcohol to minors and enforce social hosting/third-party provision laws. Educational and prevention campaigns have been conducted to educate youth on the laws and consequences of underage drinking as well as providing youth with examples of alternative solutions to underage drinking.

Underage Drinking Prevention Programs Operated or Funded by the State: Programs RELATED TO Underage Drinking

LifeSkills Training (LST)

URL for more program information: http://www.nrepp.samhsa.gov/ViewIntervention.aspx?id=109

Program description: LST is a school-based program that aims to prevent alcohol, tobacco, and marijuana use and violence by targeting the major social and psychological factors that promote the initiation of substance use and other risky behaviors. LST is based on both the social influence and the competence enhancement models of prevention. Consistent with this theoretical framework, LST addresses multiple risk and protective factors and teaches personal and social skills that build resilience and help youth navigate developmental tasks, including the skills necessary to understand and resist pro-drug influences. LST is designed to provide information relevant to the important life transitions that adolescents and young teens face, using culturally sensitive and developmentally and age-appropriate language and content. Facilitated discussion, structured small-group activities, and role-playing scenarios stimulate participation and promote the acquisition of skills. Separate LST programs are offered for elementary school (grades 3–6), middle school (grades 6–9), and high school (grades 9–12); the research studies and outcomes reviewed for this summary involved middle school students.

Project Towards No Drug Abuse (Project TND)

URL for more program information: http://www.nrepp.samhsa.gov/ViewIntervention.aspx?id=21

Program description: Project TND is a drug use prevention program for high school youth. The current version of the curriculum is designed to help students develop self-control and communication skills, acquire resources that help them resist drug use, improve decisionmaking strategies, and develop the motivation not to use drugs. It is packaged in 12 40-minute interactive sessions to be taught by teachers or health educators. The TND curriculum was developed for high-risk students in continuation or

alternative high schools. It has also been tested among traditional high school students.
Positive Action URL for more program information: http://www.nrepp.samhsa.gov/ViewIntervention.aspx?id=78
Program description: No data
Curriculum-Based Support Group (CBSG) Program URL for more program information: http://www.nrepp.samhsa.gov/ViewIntervention.aspx?id=185
Program description: No data
Project SUCCESS (Schools Using Coordinated Community Efforts to Strengthen Students) URL for more program information: http://www.nrepp.samhsa.gov/ViewIntervention.aspx?id=71
Program description: No data
Strengthening Families Program (SFP) URL for more program information: http://www.nrepp.samhsa.gov/ViewIntervention.aspx?id=44
Program description: No data
Creating Lasting Family Connections (CLFC) URL for more program information: http://www.nrepp.samhsa.gov/ViewIntervention.aspx?id=82
Program description: No data
Too Good for Drugs (TGFD) URL for more program information: http://www.nrepp.samhsa.gov/ViewIntervention.aspx?id=75
Program description: No data
Protecting You/Protecting Me (PY/PM) URL for more program information: http://www.nrepp.samhsa.gov/ViewIntervention.aspx?id=95
Program description: No data
Texas Alcohol Beverage Commission (TABC) Retailers At Risk Preventative Project URL for more program information: http://www.tabc.state.tx.us
Program description: Reduces underage drinking, overconsumption of alcoholic beverages, and alcohol related offenses by encouraging voluntary compliance from licensed alcohol retailers and involving communities to be proactive and report alcohol related offenses. The program began October 1, 2011. • The TABC served 1,897 certified peace officers on alcohol laws and alcohol-related enforcement operations from October 1 through December 31, 2011. The number will climb to 6,400 by September 30, 2012. • The TABC trained 555 retail employees on alcohol laws and penalties from October 1 through December 31, 2011. The number will climb to 7,400 by September 30, 2012. • TABC is training 22 TABC agents to become Certified Fraud Examiners by September 30, 2012. • The program has not been evaluated. • The evaluation report is not available.

Additional Information Related to Underage Drinking Prevention Programs	
State collaborates with federally recognized Tribal governments in the prevention of underage drinking	Yes
Description of collaboration: DSHS funds Ysleta Del Sur to implement the Creating Lasting Family Connections curriculum. The state recognizes the substance abuse and underage drinking issues identified by Ysleta Del Sur within the Native American Tribe and sovereign nation and provides funding, support, and technical assistance to ensure accessibility of services in the immediate community to address these issues. Additionally, the state funds a community coalition partnership	

in El Paso to provide additional focus on the overall issue of underage drinking, which affects the entire community. The Coalition is designed to implement evidence-based strategies to change social norms and policies that affect underage drinking. The Coalition is also a resource for the community that provides education and community awareness in addressing these issues.

The Ysleta del Sur Pueblo ("the Pueblo") is a U.S. federally recognized Native American Tribe and sovereign nation. The Pueblo is one of three Tribes located in Texas and the only Pueblo located in the state. The Tribal community, known as "Tigua," was established in 1682 after the Pueblo Revolt of 1680. Since then, the Tribe has retained a significant presence in the El Paso region and has helped pave the way for the development of the area. The Tribe maintains its traditional political system and ceremonial practices and continues to flourish as a Pueblo community. Tribal enrollment is over 1,600 citizens. The Pueblo has been an active participant in the regional business community for almost 40 years. The Tribe strives to establish a business-friendly environment while addressing the unique needs and culture of the Pueblo. It owns and operates a diverse set of Tribal enterprises and corporations that provide employment for both Tribal members and the El Paso community. Income from these businesses is used to fund essential services, such as health care, education, law enforcement, Tribal courts, elder assistance, economic development, infrastructure improvements, and the general welfare of the Tribe. This system helps advance the Tribe toward self-determination and self-governance.

State has programs to measure and/or reduce youth exposure to alcohol advertising and marketing — Yes

Program description: Community Coalitions is a collaborative partnership that works toward prevention and reduction of illegal and harmful use of alcohol, tobacco, and drugs in Texas communities (with particular emphasis on reduction in youth use) by promoting and conducting community-based and evidence-based environmental prevention strategies that have an impact on the social, cultural, political, and economic processes of the community. Coalitions maximize the power of participating in groups through joint action and are critical when engaging in broad community actions to change public policy.

The strategies conducted by the coalitions include social norms campaigns, educational campaigns, and media awareness campaigns to create awareness in communities of alcohol marketing and advertising that influences underage drinking. Community Coalition Partnerships also collaborate with the Prevention Resource Center in each of the 11 Health and Human Services regions throughout Texas to promote media awareness campaigns and activities. Both programs are funded by the Texas DSHS and are required to provide media awareness through radio and television public service announcements, billboards, and print ads in local newspapers; they must also report data on the specific activities conducted.

DSHS also funds the Prevention Media Campaign and the Partnership for Drug-Free Texas, each of which works closely with other DSHS-funded programs to develop materials that include media and print materials focused to directly address the issues and create awareness in communities throughout Texas. The Texas Department of Public Safety works with Sherry Mathews Advertising, Travis County Underage Drinking Program, and other nonprofit organizations to provide advertising on billboards, radio, and television.

State has adopted or developed best practice standards for underage drinking prevention programs — Yes

Best practice standards description: DSHS requires all funded programs to use best practices in the selection of strategies and delivery of prevention services. The programs are required to use the Strategic Prevention Framework (SPF) five-step process, which is SAMHSA's approach to prevention. The approach is built on community-based risk and protective factors and provides programs with a series of guiding principles that can be used at the community level to better determine the most appropriate evidence-based strategies and curricula for their communities.

SPF steps include:

1. Conducting a community needs assessment.
2. Mobilizing and/or building capacity.
3. Developing a comprehensive strategic plan.
4. Implementing evidence-based prevention programs and infrastructure development activities.
5. Monitoring and evaluating processes for effectiveness.

The Texas Department of Public Safety best practice standards include "zero tolerance" and "you can't drink it, possess it, or be around it." These are the Texas Department of Public Safety's best practice operating standards for the enforcement of underage drinking laws. These best practices are not used to evaluate programs.

Additional Clarification

Additional programs related to underage drinking:

Hillcrest Baptist Texas Reality Education for Drivers (RED) Program works in Dallas, Tarrant, and Travis counties to reduce alcohol and drug-related crashes for teens, primarily through experiential, informational, and educational outreaches in partnership with Texas Trauma Centers.

- Project RED conducted five alcohol education sessions with adult groups within the service area from October 1, 2011, to February 29, 2012. This number will climb to nine by September 30, 2012.
- Project RED provided 15 alcohol and drug safety educational displays October 1, 2011, to February 29, 2012.
- Project RED established 17 collaborative relationships in Dallas, Tarrant, and Travis counties.
- Project RED conducted 12 alcohol/drug use assessments throughout Dallas, Tarrant, and Travis counties from October 1, 2011 to February 29, 2012. This will climb to 1,400 by September 30, 2012.
- Project RED provided 20 fatal vision goggle demonstrations to youth ages 5–19 from October 1, 2011, to February 29, 2012. This number will climb to 40 by September 30, 2012.
- Project RED provided nine health fairs/community events in Dallas, Tarrant, and Travis counties from October 1, 2011, to February 29, 2012.
- Project RED assisted three organizations with prom campaigns in Dallas, Tarrant, and Travis counties from October 1, 2011, to February 29, 2012.
- Project RED distributed 4,840 brochures in in Dallas, Tarrant, and Travis counties from October 1, 2011, to February 29, 2012. This will climb to 6,000 by September 30, 2012.
- Project is training 15 new trauma centers to conduct the program by September 30, 2012.
- Project RED is a member of the Texas Alcohol Partners group and conducted a presentation on the program to the partners.
- The program will not be evaluated.
- The evaluation report will not be available.
- The URL to view more program information is hillcrest.net/index.php/injury-prevention/teen-safe/60-the-red-program-reality-education-for-drivers.

Texas AgriLife Extension Service Alcohol Awareness Program provides education and awareness programs on the dangers of impaired driving to reduce alcohol-related crashes and fatalities. Emphasis is on reducing impaired driving among youth, especially in rural counties. This includes a statewide campaign titled Watch UR B.A.C. (blood alcohol concentration) to raise awareness of the dangers of impaired driving, and the use of a simulated cockpit from DWIpod, with steering wheel, gas, and brake pedals to train on the dangers of impaired driving. Participants view a 40-inch monitor to simulate road conditions and react using the steering wheel and pedals. The monitor is connected to a laptop.

- Texas AgriLife trained 100 employers statewide to promote alcohol awareness campaigns such as Pass the Keys and Choose Your Ride from October 1, 2011, to February 29, 2012.
- Texas AgriLife conducted 20 events to promote awareness on the dangers of impaired driving at college campuses, high schools, and community events from October 1, 2011, to February 29, 2012.
- Texas Agrilife distributed 56,530 public information and education items to promote awareness on the dangers of impaired driving at college campuses, high schools, and community events from October 1, 2011, to February 29, 2012.
- Texas Agrilife will provide 75 police departments and judges with training information to increase enforcement of underage drinking through September 30, 2012.
- Texas Agrilife partners with Texas Collegiate 4-H Chapters to educate college campuses on the

dangers of impaired driving through September 30, 2012.
- The program will not be evaluated.
- The evaluation report will not be available.
- The URL to view more program information is agrilifeextension.tamu.edu.

Texans Standing Tall (TST) Zero Alcohol for Youth Campaigns reduce DUI-related crashes among drivers under 21 statewide by providing campaign kit materials to coalitions and youth to implement local campaigns to increase enforcement of Zero Tolerance laws to reduce DUI crashes.

- TST trains community coalitions and their youth to implement the Zero Alcohol for Youth Campaign through September 30, 2012.
- TST provides Texans electronic access to Zero Alcohol for youth campaign manuals, videos, and public information and education materials through September 30, 2012.
- TST works with and provides technical assistance to coalition partners and youth; conducts focus groups; and trains students to conduct assessment activities and data collection so they understand, present, and discuss the data to adults and other youth to increase enforcement of Zero Tolerance laws to reduce DUI crashes through September 30, 2012.
- The program will not be evaluated.
- The evaluation report will not be available.
- The URL to view more program information is http://texansstandingtall.org.

The responses in this section were provided by DSHS and the Texas Department of Public Safety. Responses may not apply to both agencies due to differences in services, activities, and programs.

State Interagency Collaboration

A state-level interagency governmental body/committee exists to coordinate or address underage drinking prevention activities	Yes

Committee contact information:

Name: Mimi McKay
E-mail: mimi.mckay@dshs.state.tx.us
Address: Texas Department of State Health Services—Mental Health and Substance Abuse Division, Mail Code 2083, 909 W. 45th Street, Austin, TX 78751
Phone: 512-419-5804

Agencies/organizations represented on the committee:

Texas Alcoholic Beverage Commission
Texas Department of Public Safety
Texas Department of Family and Protective Services
Texas Juvenile Probation Commission
Texas Department of Criminal Justice
Texas Youth Commission
Health and Human Service Commission
Office of the Governor
Texas Comptroller of Public Accounts
Department of State Health Services, Mental Health and Substance Abuse Division
Texas Workforce Commission
Texas Department of Assistive and Rehabilitative Services
Department of Aging and Disability Services
Texas Adjutant General's Department
At-Large Members:

- Dr. Neil Adelman, Add-Life Recovery
- Dr. Mary Hill, Texas Statewide Initiative for Alcohol, Drugs, and Violence Prevention in Higher Education
- Dr. Gustavo Martinez, Interventions International
- Eric Sanchez, Alcohol and Drug Abuse Council
- Dr. Marianne Taft Marcus, University of Texas,Houston Health Science Center School of Nursing

A website or other public source exists to describe committee activities	Yes
URL or other means of access: http://www.dshs.state.tx.us/sa/ddrac/default.shtm	

Underage Drinking Reports	
State has prepared a plan for preventing underage drinking in the last 3 years	No
Prepared by: Not applicable	
Plan can be accessed via: Not applicable	
State has prepared a report on preventing underage drinking in the last 3 years	Yes
Prepared by: Texans Standing Tall, Inc., was contracted to prepare the report on behalf of the previously funded Strategic Prevention Framework (SPF) Coalitions and DSHS. The Texas State Incentive Program SPF Coalitions were funded by the Center for Substance Abuse Prevention from 2004 through 2010. The report includes data provided by all the SPF coalitions funded under this project. The list of coalitions is provided in the report. Plan can be accessed via: http://www.texansstandingtall.org/PDFs/2009SPFSIG_ReportCard.pdf	

Additional Clarification

There will not be any future funds to prepare the underage drinking report. The report was prepared with funds from the Texas State Incentive Program SPF Coalitions, which were funded by the Center for Substance Abuse Prevention from 2004 through 2010. Funding for this program ended in fall 2010.

State Expenditures for the Prevention of Underage Drinking	
Compliance checks/decoy operations in retail outlets:	
Estimate of state funds expended	$394,393
Estimate based on the 12 months ending	12/31/2011
Checkpoints and saturation patrols:	
Estimate of state funds expended	Data not available
Estimate based on the 12 months ending	Data not available
Community-based programs to prevent underage drinking:	
Estimate of state funds expended	$2,262,239
Estimate based on the 12 months ending	08/31/2011
K–12 school-based programs to prevent underage drinking:	
Estimate of state funds expended	$33,770,939
Estimate based on the 12 months ending	08/31/2011
Programs targeted to institutes of higher learning:	
Estimate of state funds expended	$27,650
Estimate based on the 12 months ending	12/31/2011
Programs that target youth in the juvenile justice system:	
Estimate of state funds expended	Data not available
Estimate based on the 12 months ending	Data not available
Programs that target youth in the child welfare system:	
Estimate of state funds expended	Data not available
Estimate based on the 12 months ending	Data not available

Other programs:

Programs or strategies included: Prevention Resource Centers (PRCs) are located in 11 regions of the state and work collaboratively with DSHS-funded youth programs and community coalitions. The PRCs serve as a clearinghouse and provide educational materials and resources that address underage drinking and other substance abuse. The single training entity referred as the Coordinated Training Service (CTS) provides training and technical assistance to all funded prevention programs. This service provides the evidence-based curriculum training to the funded youth program staff and includes a focus on underage drinking. The Prevention Media Campaign (PMC) provides a statewide media campaign designed to create awareness and engage the general community in the prevention of alcohol, tobacco, and drugs through print materials, television, and public service announcements.

The Texas Department of Transportation provides a local match to four programs that provide education and awareness on underage drinking and the impact of alcohol abuse. These programs include the

1. TABC Retailers At Risk Preventative Project, which reduces underage drinking, overconsumption of alcoholic beverages, and alcohol-related offenses by encouraging voluntary compliance from licensed alcohol retailers and involving communities to be proactive and report alcohol related offenses.
2. The Hillcrest Baptist Texas RED Program works in Dallas, Tarrant, and Travis counties to reduce alcohol and drug-related crashes for teens, primarily through experiential, informational, and educational outreaches in partnership with Texas Trauma Centers.
3. The Texas AgriLife Extension Service Alcohol Awareness Program provides education and awareness programs on the dangers of impaired driving to reduce alcohol-related crashes and fatalities. Emphasis is on reducing impaired driving among youth, especially in rural counties. This includes coordination of a statewide campaign titled Watch UR B.A.C. (blood alcohol concentration) to raise awareness of the dangers of impaired driving and the use of a simulated cockpit from DWIpod complete with steering wheel, gas, and brake pedals to train on the dangers of impaired driving. The participants view a 40-inch monitor to simulate road conditions and react using the steering wheel and pedals. The monitor is connected to a laptop running the software for the demonstration.
4. The Texans Standing Tall (TST) Zero Alcohol for Youth Campaigns reduces DUI-related crashes among drivers under 21 statewide by providing campaign kit materials to coalitions and youth to implement local campaigns to increase enforcement of Zero Tolerance laws to reduce DUI crashes.

Estimate of state funds expended:	$4,095,147
Estimate based on the 12 months ending:	08/31/2011

Funds Dedicated to Underage Drinking

State derives funds dedicated to underage drinking from the following revenue streams:

Taxes	No
Fines	No
Fees	No
Other	No data

Description of funding streams and how they are used:

No data

Additional Clarification

None given



Utah

State Profile and Underage Drinking Facts*

State Population: 2,817,222
Population Ages 12–20: 384,000

	Percentage	Number
Ages 12–20		
Past-Month Alcohol Use	14.2	55,000
Past-Month Binge Alcohol Use	9.6	37,000
Ages 12–14		
Past-Month Alcohol Use	2.5	3,000
Past-Month Binge Alcohol Use	1.4	2,000
Ages 15–17		
Past-Month Alcohol Use	11.7	15,000
Past-Month Binge Alcohol Use	7.9	10,000
Ages 18–20		
Past-Month Alcohol Use	28.4	36,000
Past-Month Binge Alcohol Use	19.4	25,000
Alcohol-Attributable Deaths (under 21)		32
Years of Potential Life Lost (under 21)		1,965

	Percentage of All Traffic Fatalities	Number
Traffic Fatalities, 15- to 20-Year-Old Drivers with BAC > 0.01	23.0	10

* See Appendix C for data sources.

Laws Addressing Minors in Possession of Alcohol

Underage Possession of Alcohol

Possession is prohibited—no explicit exceptions noted in the law.

Underage Consumption of Alcohol

Consumption is prohibited—no explicit exceptions noted in the law.

Internal Possession by Minors

Internal possession is prohibited—no explicit exceptions noted in the law.

Underage Purchase of Alcohol

Purchase is prohibited, but youth may purchase for law enforcement purposes.

False Identification for Obtaining Alcohol

Provision(s) Targeting Minors

- Use of a false ID to obtain alcohol is a criminal offense.
- Penalty may include driver's license suspension through a judicial procedure.

Provision(s) Targeting Suppliers

- It is a criminal offense to lend, transfer, or sell a false ID.

Provisions Targeting Retailers

- State provides incentives to retailers who use electronic scanners that read birthdate and other information digitally encoded on valid identification cards.
- Licenses for drivers under age 21 are easily distinguishable from those for drivers age 21 and older.
- Retailers are permitted to seize apparently false IDs.
- Specific affirmative defense—the retailer inspected the false ID and came to a reasonable conclusion based on its appearance that it was valid.
- Retailer has the statutory right to sue a minor who uses a false ID to purchase alcohol for any losses or fines suffered by the retailer as a result of the illegal sale.
- Retailer has the authority to detain a minor suspected of using a false ID in connection with the purchase of alcohol.

Laws Targeting Underage Drinking and Driving

BAC Limits: Youth (Underage Operators of Noncommercial Motor Vehicles)

- BAC limit: 0.00
- Any detectable alcohol in the blood is per se (conclusive) evidence of a violation
- Applies to drivers under age 21

Loss of Driving Privileges for Alcohol Violations by Minors ("Use/Lose Laws")

Use/lose penalties apply to minors under age 21.

Type(s) of Violation Leading to Driver's License Suspension, Revocation, or Denial
- Underage purchase
- Underage possession
- Underage consumption

Authority To Impose Driver's License Sanction
- Mandatory

Length of Suspension/Revocation
- 365 days

Graduated Driver's License

Learner Stage
- Minimum entry age: 15
- Minimum learner-stage period: 6 months
- Minimum supervised driving requirement: 40 hours—10 of which must be at night

Intermediate Stage
- Minimum age: 16
- Unsupervised night driving
  - Prohibited after: 12 a.m.
  - Primary enforcement of the night-driving rule
- Passenger restrictions exist: No unrelated passengers, unless accompanied by driver over 21
  - No primary enforcement of the passenger-restriction rule

License Stage
- Minimum age to lift restrictions: 17—passenger restrictions are lifted at age 16 years, 6 months; unsupervised night-driving restrictions remain until age 17.

Laws Targeting Alcohol Suppliers

Furnishing Alcohol to Minors

Furnishing is prohibited—no explicit exceptions noted in the law.

Compliance Check Protocols

No data

Penalty Guidelines for Sales to Minors

No data

Responsible Beverage Service

Mandatory Beverage Service Training for Managers, Servers
- Applies to both on-sale and off-sale establishments
- Applies to both new and existing outlets

Note: In Utah, the off-premises establishments subject to mandatory training are "off-premise beer retailers." Off-premise beer retailers are licensed to sell "beer," which in Utah is any

product that contains not more than 4 percent alcohol by volume (ABV) and is obtained by fermentation, infusion, or decoction of any malted grain.

Minimum Ages for Off-Premises Sellers

- Beer: 21
- Wine: 21
- Spirits: 21

Note: Although employees must be at least 21 to sell "liquor" at off-sale establishments in Utah, persons between 16 and 21 may sell beer (defined as containing not more than 4 percent ABV) on the premises of a beer retailer for off-premise consumption if under the supervision of a person age 21 or older who is on the premises.

Minimum Ages for On-Premises Sellers

- Beer: 21 for both servers and bartenders
- Wine: 21 for both servers and bartenders
- Spirits: 21 for both servers and bartenders

Distance Limitations for New Alcohol Outlets Near Universities and Schools

Colleges and Universities
No distance limitation

Primary and Secondary Schools
Prohibitions against outlet siting:

- Off-premises outlets: Yes—within 200 feet
- On-premises outlets: Yes—within 200 feet
- Alcohol products: Beer, wine, spirits

Dram Shop Liability

Statutory liability exists subject to the following conditions:

- Limitations on damages: $1 million limit for one person and $2 million limit for all injured parties per occurrence.
- Limitations on who may sue: Retailers that furnish beer only for off-premises consumption are exempt.

Note: Liability is strictly imposed for furnishing alcohol to an underage drinker. Evidence of retailer's negligence is not required.

Social Host Liability Laws

Statutory liability exists subject to the following conditions:

- Limitations on damages: $1 million limit for one person and $2 million limit for all injured parties per occurrence.
- Limitations on who may be sued: Social host must be age 21 or older.

Host Party Laws

Social host law is specifically limited to underage drinking parties.

- Action by underage guest that triggers violation: Not specified
- Property type(s) covered by liability law: Residence, outdoor, other
- Standard for hosts' knowledge or action regarding the party: Knowledge—host must have actual knowledge of the occurrence.

Note: In Utah, an individual may not knowingly conduct, aid, or allow an "underage drinking gathering." An "underage drinking gathering" means a gathering of two or more individuals (a) at which an individual knowingly serves, aids in the service of, or allows the service of an alcoholic beverage to an underage person; and (b) to which an emergency response provider is required to respond, except for a response related solely to providing medical care at the location of the gathering. The definition does not otherwise specify a property type or an action by underage guest.

Retailer Interstate Shipments of Alcohol

Retailer interstate shipments are prohibited for all types of beverages.

Direct Sales/Shipments of Alcohol by Producers

Direct sales/shipments from producers to consumers are not permitted.

Keg Registration

- Keg sales prohibited.
- Provisions do not specifically address disposable kegs.

Alcohol Pricing Policies

Home Delivery

- Beer: Prohibited
- Wine: Prohibited
- Spirits: Prohibited

Alcohol Tax

- Beer (5 percent alcohol): Control state
- Wine (12 percent alcohol): Control state
- Spirits (40 percent alcohol): Control state

Drink Specials

- Free beverages: Prohibited
- Multiple servings at one time: Not prohibited
- Multiple servings for same price as single serving: Prohibited
- Reduced price at specified day or time: Prohibited
- Unlimited beverages: Prohibited
- Increased volume: Prohibited

Wholesale Pricing

Pricing restrictions exist.

- Beer (5 percent alcohol): Control state
- Wine (12 percent alcohol): Control state
- Spirits (40 percent alcohol): Control state

Utah State Survey Responses

State Agency Information	
Agency with primary responsibility for enforcing underage drinking laws:	
Utah Department of Public Safety	
Methods by which local and state enforcement agencies coordinate their efforts to enforce laws prohibiting underage drinking:	
Utah has 21 multi-agency Youth Alcohol Enforcement Task Forces throughout the state. The task forces work as single agencies as well as partnering with other local jurisdictions and the statewide law enforcement agency, the Utah Highway Patrol's Alcohol Enforcement Team (AET), to reduce illegal use of alcohol and/or controlled substances, along with alcohol/drug-related accidents and injuries. Law enforcement officers target underage drinking activities by conducting party patrols, compliance checks, shoulder tap operations, surveillance, saturation patrols, driving under the influence (DUI) checkpoints with a focus on youth, and other innovative enforcement programs. Task forces provide extra patrols for parks, recreation areas, canyons, and undeveloped and urban areas with extra-duty officers to detect youth engaging in underage drinking and impaired driving.	
The AET travels throughout the state to train local law enforcement agencies on how to conduct compliance check operations. They also assist the task forces and other law enforcement agencies with Targeting Responsibility for Alcohol Connected Emergencies (TRACE), assisting in investigating youth-involved serious or fatal vehicle crashes. The Highway Safety Office provides enhanced training opportunities for all law enforcement officers interested in learning methods of enforcing underage drinking laws. Training includes rural vs. urban enforcement, working with schools/coalitions, media relations, Utah laws, and juvenile enforcement techniques. Activity reports are submitted monthly, utilizing the Data Collection Technical Assistant Tool (DCTAT) for semi-annual reports.	
Enforcement Strategies	
State law enforcement agencies use:	
Cops in Shops	No
Shoulder Tap Operations	Yes
Party Patrol Operations or Programs	Yes
Underage Alcohol–Related Fatality Investigations	Yes
Local law enforcement agencies use:	
Cops in Shops	No
Shoulder Tap Operations	Yes
Party Patrol Operations or Programs	Yes
Underage Alcohol–Related Fatality Investigations	Yes
State has a program to investigate and enforce direct sales/shipment laws	No
Primary state agency responsible for enforcing laws addressing direct sales/shipments of alcohol to minors	Not applicable
Such laws are also enforced by local law enforcement agencies	Unknown
Enforcement Statistics	
State collects data on the number of minors found in possession	Yes
Number of minors found in possession by state law enforcement agencies	9,020
Number pertains to the 12 months ending	02/29/2012
Data include arrests/citations issued by local law enforcement agencies	Yes
State conducts underage compliance checks/decoy operations[2] to determine if alcohol retailers are complying with laws prohibiting sales to minors	Yes
Data are collected on these activities	No
Number of licensees checked for compliance by state agencies	Data not collected
Number of licensees that failed state compliance checks	Data not collected
Numbers pertain to the 12 months ending	Data not collected

Local agencies conduct underage compliance checks/decoy operations to determine if alcohol retailers are complying with laws prohibiting sales to minors	Yes
Data are collected on these activities	Yes
Number of licensees checked for compliance by local agencies	1,580
Number of licensees that failed local compliance checks	148
Numbers pertain to the 12 months ending	06/30/2011
Sanctions	
State collects data on fines imposed on retail establishments that furnish minors	Yes
Number of fines imposed by the state[3]	30
Total amount in fines across all licensees	$35,550
Numbers pertain to the 12 months ending	01/01/2012
State collects data on license suspensions imposed on retail establishments specifically for furnishing minors	Yes
Number of suspensions imposed by the state[4]	24
Total days of suspensions across all licensees	135
Numbers pertain to the 12 months ending	01/01/2012
State collects data on license revocations imposed on retail establishments specifically for furnishing minors	Yes
Number of license revocations imposed[5]	0
Numbers pertain to the 12 months ending	01/01/2012
Additional Clarification	
None given	

[1] Or having consumed or purchased per state statutes.
[2] Underage compliance checks/decoy operations to determine whether alcohol retailers are complying with laws prohibiting sales to minors.
[3] Does not include fines imposed by local agencies.
[4] Does not include suspensions imposed by local agencies.
[5] Does not include revocations imposed by local agencies.

Underage Drinking Prevention Programs Operated or Funded by the State: Programs SPECIFIC TO Underage Drinking	
ParentsEmpowered	
Number of youth served	296,241
Number of parents served	707,490
Number of caregivers served	No data
Numbers pertain to the 12 months ending	06/30/2011
Program has been evaluated	Yes
Evaluation report is available	Yes
URL for evaluation report:	http://www.hsdsa.state.ut.us/sharp.htm
URL for more program information:	http://www.parentsempowered.org

Program description: ParentsEmpowered is a statewide, state-sponsored media and education campaign launched in 2006 to inform parents about the lasting harm of underage drinking and provide them with the proven skills, tools, and information needed to prevent it. Teens say their parents are the number one influence in preventing underage drinking, and research shows that teens are less likely to drink when parents are actively involved in helping their children understand the risks of drinking alcohol before age 21. ParentsEmpowered is targeted directly at parents rather than teens or children, as parents are the key to preventing underage drinking.

The ParentsEmpowered campaign consists of television and radio spots, billboards, print materials, a website, and other materials/activities designed to help parents and communities eliminate underage drining. The campaign is funded by the Utah Legislature with profits from the state's alcohol sales. Utah is currently the only state in the nation to fund an underage drinking prevention campaign at this level. The ParentsEmpowered program objectives are as follows:

Primary Objective: Total Community Mobilization. Eliminating underage drinking in Utah can be a daunting task for parents to face alone. Creating a community network to support parents and their enforcement of rules for their children increases the chances of keeping kids alcohol free. ParentsEmpowered provides resources and trianing to the Utah Prevention Network (UPN). The UPN covers the entire state of Utah and consists of 13 local area prevention districts.

Secondary Objective: It's All About the Media. Special events and projects need to be organized to gain media and parental attention. Arranging public interaction between key community leaders and parents enables ParentsEmpowered to deliver its underage drinking prevention message while continuing to generate media and parental attention.

Mind Over Matter

Number of youth served	39,672
Number of parents served	79,344
Number of caregivers served	2,105
Numbers pertain to the 12 months ending	06/30/2011
Program has been evaluated	Yes
Evaluation report is available	Yes
URL for evaluation report:	Not applicable
URL for more program information:	http://www.utahpd.org/mindmatter.htm

Program description: Mind Over Matter uses the Utah school system to distribute educational materials to parents and children about the dangers of and skills needed to prevent underage drinking. This school take-home assignment, consisting of a compact disc with songs that educate children about the damaging effects of alcohol on their developing brains and accompanied by questions to facilitate a discussion of the messages of each song, is targeted at 4th-grade students and their parents.

Utah's Enforcing Underage Drinking Laws (EUDL) Program

Number of youth served	2,657
Number of parents served	Unknown
Number of caregivers served	Unknown
Numbers pertain to the 12 months ending	12/31/2011
Program has been evaluated	Yes
Evaluation report is available	Yes
URL for evaluation report:	http://www.ojjdp-dctat.org/index
URL for more program information:	http://www.ojjdp-dctat.org/index

Program description: The Utah Highway Safety Office (HSO) receives funding to combat underage drinking from the Office of Juvenile Justice and Delinquency Prevention's (OJJDP's) EUDL block grant program. The HSO has received EUDL funding every year since 1999, with the amount typically being $360,000. The funding is utilized for the following activities/purposes:

- 21 Youth Alcohol Enforcement Task Forces that specifically target underage drinkers through activities such as party patrols, sobriety checkpoints, false identification and source investigations, shoulder-tap operations, and saturation patrols;
- Underage Buyer Programs that conduct compliance checks at private clubs and restaurants;
- College/University Campus and Youth Court Programs that educate students about underage drinking and impaired driving through conferences, summits, presentations, workshops, training, new student orientation, alcohol-free activities, awareness weeks, and other activities; and
- Public Information and Education activities including presentations at Utah Chiefs of Police and Utah Sheriffs Associations conferences, community events, and educational materials on such topics as parenting skills.

Underage Drinking Prevention Programs Operated or Funded by the State: Programs Related to Underage Drinking

Prevention Dimensions (PD)

URL for more program information: http://www.utahpd.org

Program description: PD is Utah's school-based kindergarten through 12th grade alcohol, tobacco, and drug prevention education program. The program consists of teacher resource files/lesson plans and accompanying classroom materials that support the Utah State Office of Education's core curriculum standards and objectives for health education. The program began in 1982 as a joint effort of the Utah Division of Alcoholism and Drugs, the Utah Department of Health, the Utah State Office of Education, and the Utah Parent-Teacher Association (PTA), and has been updated and revised several times over the years. The mission of PD is to give students a strong foundation of effective substance abuse and violence prevention skills. The resource lessons are age-appropriate and scoped and sequenced to the core curriculum objectives.

The lessons are also based on the risk and protective factor model identified through the research of Drs. David Hawkins and Richard Catalano of the University of Washington. Studies have shown that young people with identified risk factors are more likely to engage in substance abuse and other antisocial behaviors; conversely, students with strong protective factors are less likely to engage in substance abuse and antisocial behaviors. PD lessons are, therefore, designed to decrease risk factors and promote protective factors. PD teacher trainings develop teacher skills to implement proven prevention strategies, impart knowledge, and help maintain a positive prevention attitude and classroom environment.

Additional Information Related to Underage Drinking Prevention Programs

State collaborates with federally recognized Tribal governments in the prevention of underage drinking	No
Description of collaboration: Not applicable	
State has programs to measure and/or reduce youth exposure to alcohol advertising and marketing	No
Program description: Not applicable	
State has adopted or developed best practice standards for underage drinking prevention programs	Yes
Best practice standards description: Utah has created an Evidence-Based Workgroup (EBW). Using the SAMHSA's evidence-based guidelines and the National Registry of Evidence-Based Programs and Practices (NREPP) as foundations, Utah formatted a collaborative committee to review and provide technical assistance to prevention programs. The EBW reviews prevention programs submitted to the panel. Then, based on the data and research provided, the EBW decides if the program has met the burden of proof to be an evidence-based program.	

Additional Clarification

The URL provided for the evaluation report of Utah's ParentsEmpowered underage drinking prevention education and media campaign is for the Utah Student Health and Risk Prevention (SHARP) Survey. The Utah SHARP Survey is conducted every 2 years (odd years) among students in grades 6, 8, 10 and 12. The most recent is the 2011 SHARP Survey. The ParentsEmpowered campaign is an integral part of Utah's comprehensive strategy to prevent and reduce underage drinking. There is also an ongoing specific evaluation (available upon request) of the ParentsEmpowered campaign being conducted by Dan Jones and Associates, a Utah firm.

State Interagency Collaboration

A state-level interagency governmental body/committee exists to coordinate or address underage drinking prevention activities	Yes
Committee contact information:	
Name: Douglas Murakami, Chair, Utah Substance Abuse Advisory Council /Utah Prevention Advisory Council Underage Drinking Prevention Workgroup	
E-mail: dmurakami@utah.gov	
Address: Utah Department of Alcoholic Beverage Control, 1625 South 900 West, PO Box 30408, Salt Lake City, UT 84130-0408	
Phone: 801-977-6820	

Agencies/organizations represented on the committee: (with voting representatives on the workgroup)

Utah Department of Alcoholic Beverage Control
Utah Attorney General's Office
Utah Department of Health
Utah State Office of Education
Utah Juvenile Court
Utah Behavioral Healthcare Committee/Utah Prevention Network
Utah Department of Public Safety/Highway Safety Office
Utah Division of Substance Abuse and Mental Health
Governor's Office/Utah Substance Abuse Advisory Council (USAAV)
Mothers Against Drunk Driving—Utah Chapter
Law Enforcement

All other interested parties are welcome to attend and participate in workgroup meetings, but shall not have a vote.

A website or other public source exists to describe committee activities Yes

URL or other means of access: http://www.parentsempowered.org

Underage Drinking Reports

State has prepared a plan for preventing underage drinking in the last 3 years Yes and No

Prepared by: Underage Drinking Prevention Workgroup (a workgroup of the Utah Prevention Advisory Council's prevention committee (UPAC)

Plan can be accessed via: No data

State has prepared a report on preventing underage drinking in the last 3 years Yes

Prepared by: The Utah Student Health and Risk Prevention (SHARP) Survey Report was prepared by Bach Harrison, LLC. The 2011 Annual ParentsEmpowered and Eliminating Alcohol Sales to Youth (EASY) Report was prepared by R&R Partners.

Plan can be accessed via: No data

Additional Clarification

Clarification of Utah's Underage Drinking Prevention Plan: Although Utah has not produced a written plan for preventing underage drinking per se, we have had a plan in place for addressing this issue for the past several years. Utah's Underage Drinking Prevention Workgroup was originally created to attend SAMHSA's "Preventing Underage Alcohol Use: A National Meeting of the States" in 2005, in Washington, DC. Following this meeting, the newly formed team immediately got to work and was successful in promoting the passage of legislation during the 2006 Utah Legislative Session (S.B. 58) that created and funded the ParentsEmpowered campaign and the EASY compliance check program.

Utah's Underage Drinking Prevention Workgroup has continued to meet weekly or biweekly to create new components for the campaign and to plan for adjunct school- and community-based activities, including the following: Mind Over Matter take-home program for 4th-grade students and their parents, Underage Drinking Town Hall Meetings, higher education prevention activities such as the incoming students' Freshman Letter, and creation and promotion of the passage of related legislation (e.g., Social Host Liability Act in 2009 and Underage Drinking Prevention Campaign in 2012), to name only a few. Utah sees the value of formalizing the plan in written form, and may to do so in the near future.

State Expenditures for the Prevention of Underage Drinking

Compliance checks/decoy operations in retail outlets:	
Estimate of state funds expended	$300,033
Estimate based on the 12 months ending	06/30/2011
Checkpoints and saturation patrols:	
Estimate of state funds expended	$400,609
Estimate based on the 12 months ending	06/30/2011

Community-based programs to prevent underage drinking:	
Estimate of state funds expended	$1,773,733
Estimate based on the 12 months ending	06/30/2011
K–12 school-based programs to prevent underage drinking:	
Estimate of state funds expended	$480,000
Estimate based on the 12 months ending	06/30/2011
Programs targeted to institutes of higher learning:	
Estimate of state funds expended	Data not available
Estimate based on the 12 months ending	Data not available
Programs that target youth in the juvenile justice system:	
Estimate of state funds expended	Data not available
Estimate based on the 12 months ending	Data not available
Programs that target youth in the child welfare system:	
Estimate of state funds expended	Data not available
Estimate based on the 12 months ending	Data not available
Other programs:	
Programs or strategies included:	No data
Estimate of state funds expended	Not applicable
Estimate based on the 12 months ending	Not applicable

Funds Dedicated to Underage Drinking

State derives funds dedicated to underage drinking from the following revenue streams:	
Taxes	Yes
Fines	No
Fees	Yes
Other	No data

Description of funding streams and how they are used:

A portion of the tax revenue collected on beer sales in Utah is deposited into the Alcoholic Beverage Enforcement and Treatment Restricted Account, which is distributed annually on a formula basis to municipalities and counties throughout Utah for the following purposes: DUI law enforcement, general alcohol-related enforcement, prosecution/court costs for alcohol-related cases, treatment of alcohol problems, alcohol-related education/prevention, and confinement of alcohol law offenders. In state FY2011 (ending June 30, 2011), $5,597,200 was distributed, and approximately 48 percent of municipalities and counties utilized at least some of their funding for alcohol-related education/ prevention, including underage drinking prevention.

A fee is imposed on every fine assessed for a criminal penalty in Utah (35 percent for lesser offenses, 90 percent for major offenses); 2½ percent of the funding generated by the fees on fines is appropriated to the Utah State Office of Education annually for substance abuse prevention, and is used to support the K–12 Prevention Dimensions program and the 4th-grade Mind Over Matter program.

A portion of the revenues from vehicle impound fees and driver license reinstatement fees is utilized to fund the Eliminating Alcohol Sales to Youth (EASY) Program (underage compliance checks in retail outlets selling alcohol).

The ParentsEmpowered underage drinking media and education campaign is funded by the Department of Alcoholic Beverage Control's Liquor Control Fund. Revenues in this fund are generated by the profits on sales of alcoholic beverages in Utah.

Additional Clarification

Clarification on state funds used for K–12 school-based programs:

$480,000 is for the Prevention Dimensions and Mind Over Matter programs.

Clarification on state funds used for community-based programs:

Of the total $1,773,733 allocated, $1,473,700 is for the ParentsEmpowered Underage Drinking Prevention Media and Education Campaign, and $300,033 is for the Eliminating Alcohol Sales to Youth (EASY) Underage Compliance Checks/Decoy Program.

Description of Utah's EASY Underage Compliance Checks/Decoy Program:

The primary goal of the EASY program, established statewide by the Utah Legislature in 2006, is to curtail the retail supply of alcohol to minors at off-premise retail locations through two complimentary methods: providing funds to local law enforcement agencies to conduct alcohol compliance checks and requiring standardized and mandatory retail employee training. Through these methods, EASY has removed the financial obstacles that frequently prevented law enforcement agencies from conducting compliance checks, and the retail training requirements empower front-line employees with the knowledge and information they need to avoid sales to minors. The Utah Department of Public Safety's Highway Safety Office (HSO) administers the compliance check portion of EASY. As required by statute, the HSO records data, analyzes results, and tracks records related to the compliance checks performed by law enforcement as part of EASY. The Utah Division of Substance Abuse and Mental Health (DSAMH) administers the retail training aspect of EASY, with the actual training provided by private companies or individuals. All curricula and trainers are approved by the DSAMH.

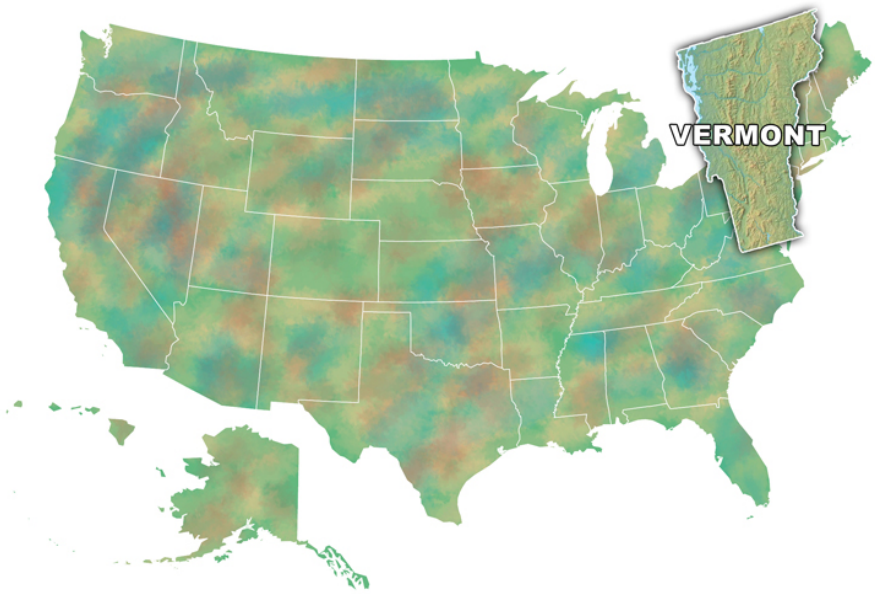

Vermont

State Profile and Underage Drinking Facts*

State Population: 626,431
Population Ages 12–20: 76,000

	Percentage	Number
Ages 12–20		
Past-Month Alcohol Use	36.8	28,000
Past-Month Binge Alcohol Use	24.6	19,000
Ages 12–14		
Past-Month Alcohol Use	5.7	1,000
Past-Month Binge Alcohol Use	1.9	1,000
Ages 15–17		
Past-Month Alcohol Use	30.1	8,000
Past-Month Binge Alcohol Use	18.0	4,000
Ages 18–20		
Past-Month Alcohol Use	65.6	19,000
Past-Month Binge Alcohol Use	47.2	14,000
Alcohol-Attributable Deaths (under 21)		7
Years of Potential Life Lost (under 21)		443
	Percentage of All Traffic Fatalities	**Number**
Traffic Fatalities, 15- to 20-Year-Old Drivers with BAC > 0.01	73.0	5

* See Appendix C for data sources.

Laws Addressing Minors in Possession of Alcohol

Underage Possession of Alcohol

Possession is prohibited—no explicit exceptions noted in the law.

Underage Consumption of Alcohol

Consumption is prohibited—no explicit exceptions noted in the law.

Internal Possession by Minors

Internal possession is not explicitly prohibited.

Note: Although Vermont does not prohibit internal possession, it has a statutory provision that makes it unlawful for a minor to, "consume malt or vinous beverages or spirituous liquors. A violation of this subdivision may be prosecuted in a jurisdiction where the minor has consumed malt or vinous beverages or spirituous liquors, or in a jurisdiction where the indicators of consumption are observed" (Vt. Stat. Ann. tit. 7, § 657). Laws that punish minors for displaying "indicators of consumption" or for "exhibiting the effects" of having consumed alcohol, but do so without reference to a blood, breath, or urine test, are not considered as prohibiting internal possession, for purposes of this report.

Underage Purchase of Alcohol

Purchase is NOT prohibited and there is no specific allowance for youth purchase for law enforcement purposes.

Note: Vermont prohibits minors from procuring alcohol only in connection with a false representation of age (see 2000 Vt. Acts & Resolves 160). This report does not include laws with such limitations in the purchase policy topic.

False Identification for Obtaining Alcohol

Provision(s) Targeting Minors

- Use of a false ID to obtain alcohol is a criminal offense.
- No driver's license suspension procedure

Provisions Targeting Retailers

- Licenses for drivers under age 21 are easily distinguishable from those for drivers age 21 and older.
- Specific affirmative defense—the retailer inspected the false ID and came to a reasonable conclusion based on its appearance that it was valid.

Laws Targeting Underage Drinking and Driving

BAC Limits: Youth (Underage Operators of Noncommercial Motor Vehicles)

- BAC limit: 0.02
- BAC level at or above the limit is per se (conclusive) evidence of a violation
- Applies to drivers under age 21

Loss of Driving Privileges for Alcohol Violations by Minors ("Use/Lose Laws")

No use/lose law

Graduated Driver's License

Learner Stage

- Minimum entry age: 15
- Minimum learner-stage period: 12 months
- Minimum supervised driving requirement: 40 hours—10 of which must be at night

Intermediate Stage

- Minimum age: 16
- Unsupervised night driving
  - Night driving is not restricted.
- Passenger restrictions exist: During first 3 months, restricted to driving alone or with a licensed parent, instructor or person at least 25 years old. During next 3 months, may also transport family members.
  - No primary enforcement of the passenger-restriction rule

License Stage

- Minimum age to lift restrictions: 16 years, 6 months

Laws Targeting Alcohol Suppliers

Furnishing Alcohol to Minors

Furnishing is prohibited—no explicit exceptions noted in the law.

Compliance Check Protocols

Age of Decoy

- Minimum: 18
- Maximum: 20

Note: Director's permission required for 17-year-olds.

Appearance Requirements

- Exhibit a young adult appearance
- Male: No facial hair
- Female: No excessive makeup

ID Possession

- Required

Verbal Exaggeration of Age

- Prohibited

Decoy Training

- Not specified

Penalty Guidelines for Sales to Minors

- Time period/conditions: Not specified
- First offense: Written warning or fine of $250
- Second offense: $300 fine or 3-day license suspension (compliance-check setting only)
- Third offense: $500 fine or 5-day license suspension (compliance-check setting only)
- Fourth offense: Mandatory hearing to consider license suspension or revocation (compliance-check setting only)

Note: Written warning allowed in compliance-check setting. For noncompliance-check setting: $500 fine applies to sales to 19-year-olds; $250 fine applies to sales to 20-year-olds; hearing required for sales to those under 18 years old.

Responsible Beverage Service

Mandatory Beverage Service Training for Licensees, Managers, Servers

- Applies to both on-sale and off-sale establishments
- Applies to both new and existing outlets

Minimum Ages for Off-Premises Sellers

- Beer: 16
- Wine: 16
- Spirits: Not specified

Note: Vermont statutes and regulations are silent regarding the minimum age of seller for distilled spirits sold for off-premises consumption, which occur only in state-controlled outlets. Vermont's Liquor Control Board establishes minimum age of seller in its outlets as a matter of internal board policy.

Minimum Ages for On-Premises Sellers

- Beer: 18 for both servers and bartenders
- Wine: 18 for both servers and bartenders
- Spirits: 18 for both servers and bartenders

Distance Limitations for New Alcohol Outlets Near Universities and Schools

Colleges and Universities

No distance limitation

Primary and Secondary Schools

No distance limitation

Dram Shop Liability

Statutory liability exists.

Note: Vt. Stat. Ann. tit. 7, § 501 includes a responsible beverage service defense.

Social Host Liability Laws

Statutory liability exists.

Host Party Laws

No state-imposed liability for hosting underage drinking parties

Retailer Interstate Shipments of Alcohol

Retailer interstate shipments are prohibited for all types of beverages.

Direct Sales/Shipments of Alcohol by Producers

Direct sales/shipments from producers to consumers are permitted for wine with the following restrictions:

Age Verification Requirements

- Common carrier must verify age of recipient.

State Approval/Permit Requirements

- Producer/shipper must obtain state permit.
- State must approve common carrier.

Reporting Requirements

- Producer must record/report purchaser's name.

Shipping Label Statement Requirements

- Contains alcohol
- Recipient must be 21

Keg Registration

- Keg definition: At least 5 gallons
- Prohibited:
  - Destroying the label on a keg—maximum fine/jail: $1,000/2 years
- Purchaser information collected:
  - Purchaser's name and address
  - Verified by a government-issued ID
- Warning information to purchaser: active—purchaser action required (e.g., signature)
- Deposit required: $25
- Provisions do not specifically address disposable kegs.

Note: Although Vermont does not require a retailer to record the number of a keg purchaser's ID, it does require that the purchaser's name, address, and date of birth be recorded as they appear on the purchaser's identification.

Alcohol Pricing Policies

Home Delivery

- Beer: No law
- Wine: No law
- Spirits: No law

Alcohol Tax

Beer (5 percent alcohol)

- Specific excise tax: $0.27 per gallon
- Ad valorem excise tax (on-premises sales): 10 percent

General sales tax rate of 6 percent does not apply to onsite sales. The onsite ad valorem retail tax is 10 percent. The "sales tax adjusted" onsite retail ad valorem rate is therefore 4 percent.

Wine (12 percent alcohol)

- Specific excise tax: $0.55 per gallon
- Ad valorem excise tax (on-premises sales): 10 percent

General sales tax rate of 6 percent does not apply to onsite sales. The onsite ad valorem retail tax is 10 percent. The "sales tax adjusted" onsite retail ad valorem rate is therefore 4 percent.

Spirits (40 percent alcohol)

- Control state

Drink Specials

- Free beverages: Prohibited
- Multiple servings at one time: Not prohibited
- Multiple servings for same price as single serving: Not prohibited
- Reduced price at specified day or time: Prohibited
- Unlimited beverages: Not prohibited
- Increased volume: Not prohibited

Wholesale Pricing

Pricing restrictions exist.

Beer (5 percent alcohol)

- Volume discounts: Banned
- Price posting requirements: Post and hold—14 days minimum hold. Each licensee in wholesale dealer's territory must receive at least one opportunity to buy at changed price.
- Retailer credit: Not permitted

Wine (12 percent alcohol)

- Retailer credit: Not permitted

Spirits (40 percent alcohol)

- Control state

Vermont State Survey Responses

State Agency Information	
Agency with primary responsibility for enforcing underage drinking laws:	
No data	
Methods by which local and state enforcement agencies coordinate their efforts to enforce laws prohibiting underage drinking:	
Party Patrols	
Alcohol Compliance Tests	
Cops in Shops	
Enforcement Strategies	
State law enforcement agencies use:	
Cops in Shops	Yes
Shoulder Tap Operations	No
Party Patrol Operations or Programs	Yes
Underage Alcohol–Related Fatality Investigations	Yes
Local law enforcement agencies use:	
Cops in Shops	Yes
Shoulder Tap Operations	No
Party Patrol Operations or Programs	Yes
Underage Alcohol–Related Fatality Investigations	No
State has a program to investigate and enforce direct sales/shipment laws	Yes
Primary state agency responsible for enforcing laws addressing direct sales/shipments of alcohol to minors	Vermont Department of Liquor Control
Such laws are also enforced by local law enforcement agencies	No
Enforcement Statistics	
State collects data on the number of minors found in possession	Yes
Number of minors found in possession[1] by state law enforcement agencies	2,515
Number pertains to the 12 months ending	12/31/2011
Data include arrests/citations issued by local law enforcement agencies	Yes
State conducts underage compliance checks/decoy operations[2] to determine if alcohol retailers are complying with laws prohibiting sales to minors	Yes
Data are collected on these activities	Yes
Number of licensees checked for compliance by state agencies	871
Number of licensees that failed State compliance checks	98
Numbers pertain to the 12 months ending	12/31/2011
Local agencies conduct underage compliance checks/decoy operations to determine if alcohol retailers are complying with laws prohibiting sales to minors	No
Data are collected on these activities	No
Number of licensees checked for compliance by local agencies	Data not collected
Number of licensees that failed local compliance checks	Data not collected
Numbers pertain to the 12 months ending	Data not collected
Sanctions	
State collects data on fines imposed on retail establishments that furnish minors	Yes
Number of fines imposed by the state[3]	7
Total amount in fines across all licensees	$2,500
Numbers pertain to the 12 months ending	12/31/2011
State collects data on license suspensions imposed on retail establishments specifically for furnishing minors	Yes
Number of suspensions imposed by the state[4]	53
Total days of suspensions across all licensees	97
Numbers pertain to the 12 months ending	12/31/2011

State collects data on license revocations imposed on retail establishments specifically for furnishing minors	Yes
Number of license revocations imposed[5]	0
Numbers pertain to the 12 months ending	12/31/2011

Additional Clarification

Local law enforcement has the same authority as the Vermont Department of Liquor. Whether or not they choose to, they would not necessarily report their results to this agency.

[1]Or having consumed or purchased per state statutes.
[2]Underage compliance checks/decoy operations to determine whether alcohol retailers are complying with laws prohibiting sales to minors.
[3]Does not include fines imposed by local agencies.
[4]Does not include suspensions imposed by local agencies.
[5]Does not include revocations imposed by local agencies.

Underage Drinking Prevention Programs Operated or Funded by the State: Programs SPECIFIC TO Underage Drinking

ParentUp Media Campaign

Number of youth served	No data
Number of parents served	24,957
Number of caregivers served	No data
Numbers pertain to the 12 months ending	12/31/2011
Program has been evaluated	Yes
Evaluation report is available	Strategic Prevention Framework State Incentive Grant (SPF SIG) evaluation report
URL for evaluation report:	http://www.healthvermont.gov/adap/adap.aspx
URL for more program information:	http://www.parentupvt.org

Program description: A coordinated statewide campaign to combat underage drinking, The ParentUp website, http://www.ParentUpVT.org, provides tools and resources to help parents have conversations with their kids about the dangers of underage drinking. It also provides information about how to set clear rules and consequences and restrict teens' access to alcohol, while encouraging parents to refuse to host underage drinking parties. Note: this is a federally funded program.

We Check ID – 1 866 ITS FAKE

Number of youth served	No data
Number of parents served	No data
Number of caregivers served	No data
Numbers pertain to the 12 months ending	No data
Program has been evaluated	No
Evaluation report is available	Not applicable
URL for evaluation report: Not applicable	
URL for more program information:	http://liquorcontrol.vermont.gov/education/wecheckids.html

Program description: This is a statewide telephone system using computers and staff to answer a telephone line. This line supports stores with identification verification. We Check ID - 1 866 ITS FAKE is the publicized name of the project aimed at preventing sales to minors. Clerks can call 1 866 ITS FAKE to verify the match between the name on ID (from any state) and the date of birth. Note: this is a federally funded program.

Underage Drinking Prevention Programs Operated or Funded by the State: Programs RELATED TO Underage Drinking

Student Assistance Program (SAP)

URL for more program information: http://www.ASAP-vt.org

Program description: SAPs provided prevention, intervention, and education services in 83 Vermont schools in 2011–2012. SAP counselors and teams identify students with substance use problems, intervene, and when necessary, refer them to community agencies for more specialized or intensive services. Students may also be referred to counselors by teachers, parents, or peers, or may seek help themselves. The counselors then screen the students and may refer them to local human service agencies for formal assessment and treatment. SAP teams and counselors follow up with students to ensure they obtain the treatment they need. The target population is K–12th grade, and core program components are prevention, intervention, and education services.
Combined Community-Based Prevention Grants URL for more program information: healthvermont.gov/adap/prevention
Program description: Community-based prevention grants support comprehensive communitywide prevention strategies. FY2012 grantees are a joint prevention initiative aimed at obesity and substance abuse prevention. The goal of the initiative is to reduce health care costs through the creation of healthy communities where Vermonters can lead healthy lives. Substance abuse prevention funds support interventions in 15 communities to reduce alcohol, marijuana, or any illicit drug use among adolescents ages 12 to 17 and reduce binge drinking among Vermonters ages 12 to 25.
Vermont Teen Leadership Safety Program—Students Against Destructive Decisions URL for more program information: http://liquorcontrol.vermont.gov/vtlsp
Program description: No data
Our Voices Exposed (OVX) URL for more program information: http://www.OVX.org
Program description: No data
Vermont Kids Against Tobacco (VKAT) URL for more program information: http://www.goVKAT.org
Program description: No data
Vermont Department of Education Tobacco Prevention Program URL for more program information: http://education.vermont.gov/new/html/pgm_substance/tobacco_prevention.html
Program description: No data

Additional Information Related to Underage Drinking Prevention Programs	
State collaborates with federally recognized Tribal governments in the prevention of underage drinking	No
Description of collaboration: Not applicable	
State has programs to measure and/or reduce youth exposure to alcohol advertising and marketing	No
Program description: Not applicable	
State has adopted or developed best practice standards for underage drinking prevention programs	Yes
Best practice standards description: Best practice standards are based on the SAMHSA Guidance Document. For Vermont standards, go to http://healthvermont.gov/adap/prevention/SPF/documents/FinalDraftGuidanceNov2008.pdf	

Additional Clarification
With the exception of the Student Assistance Program (SAP), all programs related to underage drinking prevention (section B) are federally funded.

State Interagency Collaboration	
A state-level interagency governmental body/committee exists to coordinate or address underage drinking prevention activities	Yes
Committee contact information: Name: David O'Brien E-mail: dobrien@ucsvt.org Address: PO Box 588, Bennington, VT 05201 Phone: 802-442-5491	
Agencies/organizations represented on the committee: Barbara Cimaglio, Vermont Department of Health Lt. John Flannigan, Vermont State Police Michael Hogan, Vermont Department of Liquor Control Chauncey Liese, Vermont Department of Motor Vehicles Andy Snyder, Vermont Department of Education Lisa Anne Atwood, School Administrator Sarah Scrodin, Teacher Patrick Martin, Wits End Group Mark Ames, Recovery Center Network Chrissy Anderson, Young Adult Advisory Team Mitch Barron, Vermont Association of Alcohol Treatment Providers Ted Minall, Governor's Highway Safety Program Willa Farrell, Vermont Association of Court Diversion Programs Trudee Ettlinger, Vermont Department of Corrections Marc Goudreau, Vermont National Guard Lori Augustyniak, Prevention Works! Mark Helijas, Second Wind Foundation Rita Johnson, Friends of Recovery and Vermont College Alcohol Network Patty McCarthy, Friends of Recovery Ryan Mitofsky, Young Adult Advisory Team Joy Mitchell, Vermont Council on Problem Gambling Steve Waldo, Vermont Department of Liquor Control	
A website or other public source exists to describe committee activities URL or other means of access: Not applicable	No

Underage Drinking Reports	
State has prepared a plan for preventing underage drinking in the last 3 years	Yes
Prepared by: Vermont Department of Health and the Vermont Strategic Prevention Framework Advisory Council Plan can be accessed via: http://healthvermont.gov/adap/prevention/SPF/documents/SPF-ExSumm0110.pdf	
State has prepared a report on preventing underage drinking in the last 3 years	Yes
Prepared by: Vermont's Epidemiological Workgroup Plan can be accessed via: http://www.healthvermont.gov/adap/clearinghouse/publications.aspx#Epi	
Additional Clarification	
None given	

State Expenditures for the Prevention of Underage Drinking	
Compliance checks/decoy operations in retail outlets:	
Estimate of state funds expended	$30,000
Estimate based on the 12 months ending	12/31/2011
Checkpoints and saturation patrols:	
Estimate of state funds expended	Data not available
Estimate based on the 12 months ending	Data not available
Community-based programs to prevent underage drinking:	
Estimate of state funds expended	Data not available
Estimate based on the 12 months ending	Data not available
K–12 school-based programs to prevent underage drinking:	
Estimate of state funds expended	$830,000
Estimate based on the 12 months ending	06/30/2012
Programs targeted to institutes of higher learning:	
Estimate of state funds expended	Data not available
Estimate based on the 12 months ending	Data not available
Programs that target youth in the juvenile justice system:	
Estimate of state funds expended	$930,000
Estimate based on the 12 months ending	06/30/2012
Programs that target youth in the child welfare system:	
Estimate of state funds expended	Data not available
Estimate based on the 12 months ending	Data not available
Other programs:	
Programs or strategies included: No data	
Estimate of state funds expended	Not applicable
Estimate based on the 12 months ending	Not applicable

Funds Dedicated to Underage Drinking	
State derives funds dedicated to underage drinking from the following revenue streams:	
Taxes	Yes
Fines	No
Fees	Yes
Other	No data

Description of funding streams and how they are used:

Youth who violate Vermont's underage possession and consumption of alcohol laws (7 VSA §656) may opt to participate in the Teen Alcohol Safety Program (TASP) or face a fine and driver's license suspension. Participants' fees and state General Fund dollars support TASP, which is run by the Court Diversion program in each county. Participants meet with a licensed or certified substance abuse counselor for a screening or assessment (and must follow the recommendations of the counselor), and may participate in an educational program and perform community service. TASP case managers support youth to complete the program. Assessment and treatment are not covered through TASP funding.

Additional Clarification

Underage drinking prevention programs that target youth within juvenile justice system: $930,000 refers to monies spent on the TASP program. Youth who violate Vermont's underage possession and consumption of alcohol laws (7 VSA §656) may opt to participate in TASP or face a fine and driver's license suspension. Participants' fees and state General Fund dollars support TASP, which is run by the Court Diversion program in each county. Participants meet with a licensed or certified substance abuse counselor for a screening or assessment (and must follow the recommendations of the counselor), and may participate in an educational program and perform community service. TASP case managers support youth to complete the program. Assessment and treatment are not covered through TASP funding.

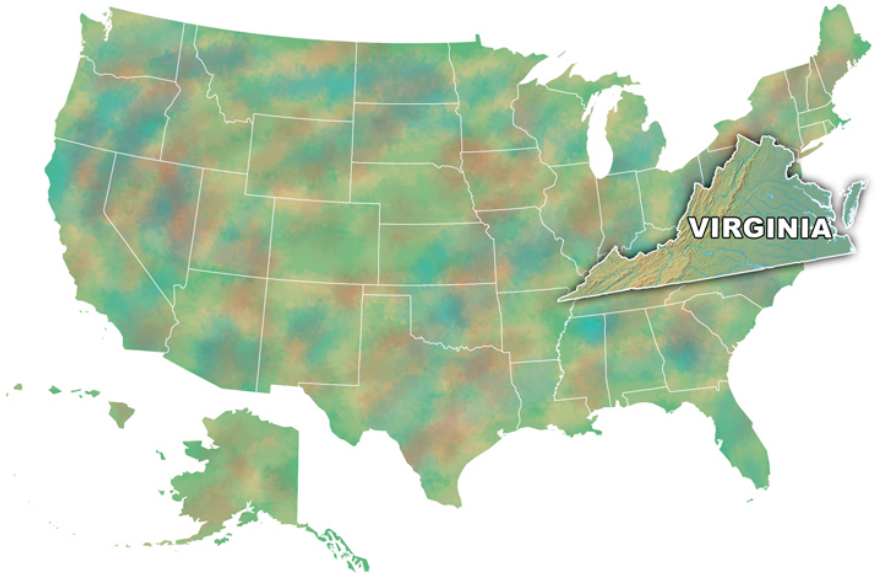

Virginia

State Profile and Underage Drinking Facts*

State Population: 8,096,604
Population Ages 12–20: 970,000

	Percentage	Number
Ages 12–20		
Past-Month Alcohol Use	26.8	260,000
Past-Month Binge Alcohol Use	19.1	185,000
Ages 12–14		
Past-Month Alcohol Use	5.5	15,000
Past-Month Binge Alcohol Use	2.6	7,000
Ages 15–17		
Past-Month Alcohol Use	18.4	60,000
Past-Month Binge Alcohol Use	12.2	40,000
Ages 18–20		
Past-Month Alcohol Use	50.6	184,000
Past-Month Binge Alcohol Use	38.0	138,000
Alcohol-Attributable Deaths (under 21)		113
Years of Potential Life Lost (under 21)		6,762
	Percentage of All Traffic Fatalities	**Number**
Traffic Fatalities, 15- to 20-Year-Old Drivers with BAC > 0.01	24.0	26

* See Appendix C for data sources.

Laws Addressing Minors in Possession of Alcohol

Underage Possession of Alcohol

Possession is prohibited with the following exception(s):

- Private residence AND EITHER
- Parent/guardian OR
- Spouse

Note: Virginia law provides for two separate family exceptions. First, Virginia permits a person under 21 to possess alcoholic beverages due to such person's "making a delivery of alcoholic beverages by order of his parent." For purposes of this report, the phrase "by order of his parent" is interpreted as providing for parental consent (Va. Code Ann. § 4.1-305). Second, Virginia permits underage possession when an alcoholic beverage is provided to an underage guest in a private residence and the underage guest is "accompanied by a parent, guardian, or spouse who is 21 years of age or older" (Va. Code Ann. §§ 4.1-305, 4.1-200). The second exception is limited to specific locations, but the first one is not.

Underage Consumption of Alcohol

Consumption is prohibited with the following exception(s):

- Private residence AND EITHER
- Parent/guardian OR
- Spouse

Internal Possession by Minors

Internal possession is not explicitly prohibited.

Note: Although Virginia does not prohibit internal possession, it has a statutory provision that makes it unlawful for a minor to "exhibit evidence of physical indicia of consumption of alcohol" (Va. Code Ann. § 4.1-305). Laws that punish minors for displaying "indicators of consumption" or for "exhibiting the effects" of having consumed alcohol, but which do so without reference to a blood, breath, or urine test, are not considered as prohibiting internal possession, for purposes of this report.

Underage Purchase of Alcohol

Purchase is prohibited and there is NO ALLOWANCE for youth purchase for law enforcement purposes.

False Identification for Obtaining Alcohol

Provision(s) Targeting Minors

- Use of a false ID to obtain alcohol is a criminal offense.
- Penalty may include driver's license suspension through a judicial procedure.

Provisions Targeting Retailers

- Licenses for drivers under age 21 are easily distinguishable from those for drivers ages 21 and older.
- Specific affirmative defense—the retailer inspected the false ID and came to a reasonable conclusion based on its appearance that it was valid.

Laws Targeting Underage Drinking and Driving

BAC Limits: Youth (Underage Operators of Noncommercial Motor Vehicles)

- BAC limit: 0.02
- BAC level at or above the limit is per se (conclusive) evidence of a violation
- Applies to drivers under age 21

Loss of Driving Privileges for Alcohol Violations by Minors ("Use/Lose Laws")

Provisions Applicable to Minors Under Age 18

Type(s) of Violation Leading to Driver's License Suspension, Revocation, or Denial

- Underage purchase
- Underage possession
- Underage consumption

Authority To Impose Driver's License Sanction

- Mandatory

Length of Suspension/Revocation

- 180 days

Provisions Applicable to Minors Ages 18 to 21

Type(s) of Violation Leading to Driver's License Suspension, Revocation, or Denial

- Underage purchase
- Underage possession
- Underage consumption

Authority To Impose Driver's License Sanction

- Mandatory

Length of Suspension/Revocation

- Minimum: 180 days
- Maximum: 365 days

Graduated Driver's License

Learner Stage

- Minimum entry age: 15 years, 6 months
- Minimum learner-stage period: 9 months
- Minimum supervised driving requirement: 45 hours—15 of which must be at night

Intermediate Stage

- Minimum age: 16 years, 3 months
- Unsupervised night driving
  - Prohibited after: 12 a.m.
  - No primary enforcement of the night-driving rule
- Passenger restrictions exist: For first year, no more than one unrelated passenger under 18; then, no more than three unrelated passengers under 18.
  - No primary enforcement of the passenger-restriction rule

License Stage
- Minimum age to lift restrictions: 18

Laws Targeting Alcohol Suppliers

Furnishing Alcohol to Minors

Furnishing is prohibited with the following exception(s):
- Private residence AND EITHER
- Parent/guardian OR
- Spouse

Compliance Check Protocols

Age of Decoy
- Minimum: 17
- Maximum: 19

Appearance Requirements
- Age-appropriate appearance, clothing, and physical characteristics
- Male: No facial hair
- Female: No excessive makeup or revealing clothing

ID Possession
- Required

Verbal Exaggeration of Age
- Prohibited

Decoy Training
- Mandated

Penalty Guidelines for Sales to Minors

- Time period/conditions: 3 years
- First offense: $2,000 fine or 25-day license suspension

Note: For first offense in 3-year period, licensee can agree to have responsible employee receive responsible beverage service training and accept a reduced penalty of $1,000 fine or 5-day license suspension.

Responsible Beverage Service

Voluntary Beverage Service Training
- The law does not specify on- or off-sale establishments.
- Applies only to existing outlets

Incentive for Training
- Mitigation of fines or other administrative penalties for sales to minors

Minimum Ages for Off-Premises Sellers

- Beer: Not specified
- Wine: Not specified
- Spirits: Not specified

Minimum Ages for On-Premises Sellers

- Beer: 18 for servers and 21 for bartenders
- Wine: 18 for servers and 21 for bartenders
- Spirits: 18 for servers and 21 for bartenders

Note: Although bartenders are generally required to be at least 21 years old in Virginia, a person who is at least 18 may sell or serve beer for on-premises consumption at a counter in an establishment that sells beer only. A person who is at least 18 may also sell or serve wine for on-premises consumption in an establishment that sells wine only.

Distance Limitations for New Alcohol Outlets Near Universities and Schools

Colleges and Universities
No distance limitation

Primary and Secondary Schools
No distance limitation

Dram Shop Liability

There is no statutory liability.

Social Host Liability Laws

There is no statutory liability.

Host Party Laws

No state-imposed liability for hosting underage drinking parties.

Retailer Interstate Shipments of Alcohol

Prohibition against retailer interstate shipments:

- Beer: Permitted
- Wine: Permitted
- Spirits: Prohibited

Direct Sales/Shipments of Alcohol by Producers

Direct sales/shipments from producers to consumers are permitted for beer, wine with the following restrictions:

Age Verification Requirements

- Common carrier must verify age of recipient.

State Approval/Permit Requirements

- Producer/shipper must obtain state permit.
- State must approve common carrier.

Reporting Requirements

- Producer must record/report purchaser's name.
- Common carrier must record/report purchaser's name.

Shipping Label Statement Requirements

- Contains alcohol
- Recipient must be 21

Keg Registration

- Keg definition: 4 gallons or more
- Prohibited:
  - Possessing an unregistered, unlabeled keg—maximum fine/jail:
  - Destroying the label on a keg—maximum fine/jail:
- Purchaser information collected:
  - Purchaser's name and address
  - Verified by a government-issued ID
  - Address where keg will be consumed
- Warning information to purchaser: Active—purchaser action required (e.g., signature)
- Deposit: Not required
- Provisions specifically address disposable kegs.

Alcohol Pricing Policies

Home Delivery

- Beer: Permitted—delivery permit required. Four-case limit without written prior notification to the state including the name and address to the intended recipient.
- Wine: Permitted—delivery permit required. Four-case limit without written prior notification to the state including the name and address to the intended recipient.
- Spirits: No law

Alcohol Tax

Beer (5 percent alcohol)

- Specific excise tax: $0.28 per gallon

Reported tax rate is calculated for the rate imposed on 12-ounce containers. Barrels taxed at $0.2565 per gallon.

Wine (12 percent alcohol)

Control state

Spirits (40 percent alcohol)

Control state

Drink Specials

- Free beverages: Prohibited
- Multiple servings at one time: Not prohibited
- Multiple servings for same price as single serving: Prohibited
- Reduced price at specified day or time: Not prohibited—not permitted after 9 p.m.

- Unlimited beverages: Prohibited
- Increased volume: Prohibited

Wholesale Pricing

Pricing restrictions exist.

Beer (5 percent alcohol)

- Retailer credit: Not permitted

Wine (12 percent alcohol)

- Control state

Spirits (40 percent alcohol)

- Control state

Virginia State Survey Responses

State Agency Information	
Agency with primary responsibility for enforcing underage drinking laws:	
Virginia Department of Alcoholic Beverage Control (ABC), Bureau of Law Enforcement	
Methods by which local and state enforcement agencies coordinate their efforts to enforce laws prohibiting underage drinking:	
Through the Virginia Department of Alcoholic Beverage Control's Bureau of Law Enforcement, the state has continued to enforce the laws of the Commonwealth through alcohol compliance checks programs. The state conducted approximately 2,700 checks in FY2011 and has reached a compliance rate of 90 percent. More than 11,259 criminal investigations were conducted, resulting in 2,213 arrests, 1,012 written warnings, and 716 administrative violations against ABC-licensed establishments. Through the community coalition, Operation Undergrad, and rural/local law enforcement grants, funding has been provided to local, rural, and campus police departments throughout the state. These projects are funded through OJJDP's Enforcing Underage Drinking Laws program. These agencies have used the funds to conduct alcohol prevention initiatives and programs, alcohol compliance checks, fake Identification investigations, and saturated enforcement investigations.	
Enforcement Strategies	
State law enforcement agencies use:	
Cops in Shops	Yes
Shoulder Tap Operations	No
Party Patrol Operations or Programs	Yes
Underage Alcohol–Related Fatality Investigations	Yes
Local law enforcement agencies use:	
Cops in Shops	No
Shoulder Tap Operations	No
Party Patrol Operations or Programs	No
Underage Alcohol–Related Fatality Investigations	No
State has a program to investigate and enforce direct sales/shipment laws	Yes
Primary state agency responsible for enforcing laws addressing direct sales/shipments of alcohol to minors	Virginia Department of Alcoholic Beverage Control, Bureau of Law Enforcement
Such laws are also enforced by local law enforcement agencies	No
Enforcement Statistics	
State collects data on the number of minors found in possession	Yes
Number of minors found in possession by state law enforcement agencies	No data
Number pertains to the 12 months ending	06/30/2011
Data include arrests/citations issued by local law enforcement agencies	Unknown
State conducts underage compliance checks/decoy operations[2] to determine if alcohol retailers are complying with laws prohibiting sales to minors	Yes
Data are collected on these activities	Yes
Number of licensees checked for compliance by state agencies	2,641
Number of licensees that failed state compliance checks	320
Numbers pertain to the 12 months ending	06/30/2011
Local agencies conduct underage compliance checks/decoy operations to determine if alcohol retailers are complying with laws prohibiting sales to minors	Yes
Data are collected on these activities	No
Number of licensees checked for compliance by local agencies	Data not collected
Number of licensees that failed local compliance checks	Data not collected
Numbers pertain to the 12 months ending	Data not collected

Sanctions	
State collects data on fines imposed on retail establishments that furnish minors	Yes
Number of fines imposed by the state[3]	367
Total amount in fines across all licensees	$807,100
Numbers pertain to the 12 months ending	06/30/2011
State collects data on license suspensions imposed on retail establishments specifically for furnishing minors	Yes
Number of suspensions imposed by the state[4]	121
Total days of suspensions across all licensees	3,047
Numbers pertain to the 12 months ending	06/30/2011
State collects data on license revocations imposed on retail establishments specifically for furnishing minors	Yes
Number of license revocations imposed[5]	0
Numbers pertain to the 12 months ending	06/30/2011
Additional Clarification	
None given	

[1] Or having consumed or purchased per state statutes.
[2] Underage compliance checks/decoy operations to determine whether alcohol retailers are complying with laws prohibiting sales to minors.
[3] Does not include fines imposed by local agencies.
[4] Does not include suspensions imposed by local agencies.
[5] Does not include revocations imposed by local agencies.

Underage Drinking Prevention Programs Operated or Funded by the State: Programs SPECIFIC TO Underage Drinking	
None	
Number of youth served	Not applicable
Number of parents served	Not applicable
Number of caregivers served	Not applicable
Numbers pertain to the 12 months ending	Not applicable
Program has been evaluated	Not applicable
Evaluation report is available	Not applicable
URL for evaluation report	Not applicable
URL for more program information	Not applicable
Program description: Not applicable	

Underage Drinking Prevention Programs Operated or Funded by the State: Programs RELATED TO Underage Drinking	
None	
URL for more program information	Not applicable
Program description: Not applicable	

Additional Information Related to Underage Drinking Prevention Programs	
State collaborates with federally recognized Tribal governments in the prevention of underage drinking	No recognized Tribal governments
Description of collaboration: Not applicable	
State has programs to measure and/or reduce youth exposure to alcohol advertising and marketing	No
Program description: Not applicable	

State has adopted or developed best practice standards for underage drinking prevention programs	Yes
Best practice standards description: *Our Common Language*, a booklet, is used by 13 state agencies that conduct prevention services. The booklet discusses language, theory, and common requirements for all prevention grants and programs.	

Additional Clarification

None given

State Interagency Collaboration

A state-level interagency governmental body/committee exists to coordinate or address underage drinking prevention activities	Yes

Committee contact information:

Name: Erika C. Fischer
E-mail: erika.fischer@governor.virginia.gov
Address: Office of the Governor, 1111 East Broad St., Richmond, VA 23219
Phone: 804-380-3060

Agencies/organizations represented on the committee:

Governor's Office for Substance Abuse Prevention (GOSAP)
Virginia Department of Alcoholic Beverage Control
Virginia Department of Behavioral Health and Developmental Services
VirginiaDepartment of Criminal Justice Services
Virginia Department of Education
VirginiaDepartment of Fire Programs
Virginia Department of Health
Virginia Department of Juvenile Justice
Virginia Department of Motor Vehicles
Virginia Department of Social Services
Virginia Department of State Police
Virginia National Guard
Virginia Foundation for Healthy Youth

A website or other public source exists to describe committee activities	Yes

URL or other means of access: http://www.gosap.virginia.gov

Underage Drinking Reports

State has prepared a plan for preventing underage drinking in the last 3 years	Yes
Prepared by: GOSAP and GOSAP member agencies prepared the Strategic Prevention Framework-State Incentive Grant (SPF SIG) plan	
Plan can be accessed via: GOSAP is waiting for approval of the plan	
State has prepared a report on preventing underage drinking in the last 3 years	Yes
Prepared by: GOSAP, Virginia ABC, Virginia Department of Motor Vehicles, and GOSAP member agencies	
Plan can be accessed via: http://www.gosap.virginia.gov (publication)	

Additional Clarification

GOSAP has published three guides on underage drinking:
1. *Parent's Guide for Preventing Underage Drinking*, Newspaper Insert
2. *Parent's Guide for Preventing Underage Drinking*, Booklet
3. *Community Guide for Preventing and Reducing Underage Drinking*, Booklet

State Expenditures for the Prevention of Underage Drinking

Compliance checks/decoy operations in retail outlets:	
Estimate of state funds expended	Data not available
Estimate based on the 12 months ending	Data not available

Checkpoints and saturation patrols:	
Estimate of state funds expended	Data not available
Estimate based on the 12 months ending	Data not available
Community-based programs to prevent underage drinking:	
Estimate of state funds expended	$215,000
Estimate based on the 12 months ending	09/30/2011
K–12 school-based programs to prevent underage drinking:	
Estimate of state funds expended	$0
Estimate based on the 12 months ending	06/30/2011
Programs targeted to institutes of higher learning:	
Estimate of state funds expended	$37,600
Estimate based on the 12 months ending	09/30/2011
Programs that target youth in the juvenile justice system:	
Estimate of state funds expended	$0
Estimate based on the 12 months ending	06/30/2011
Programs that target youth in the child welfare system:	
Estimate of state funds expended	$0
Estimate based on the 12 months ending	06/30/2011
Other programs:	
Programs or strategies included:	No data
Estimate of state funds expended	Not applicable
Estimate based on the 12 months ending	Not applicable

Funds Dedicated to Underage Drinking	
State derives funds dedicated to underage drinking from the following revenue streams:	
Taxes	No
Fines	No
Fees	No
Other	None of the taxes, fines or fees received are used for any of the Virginia ABC Underage Prevention Initiatives.
Description of funding streams and how they are used:	
No data	

Additional Clarification

From October 1, 2010, to September 30, 2011, state funds were used to support the Youth Alcohol Drug Abuse Prevention Project (YADAPP). YADAPP provides high school students with the motivation and resources to assume positive peer leadership roles within their schools and communities in order to develop projects related to the promotion of school safety and the prevention of drug use among their peers. By providing grant funding to this project, the Virginia Department of ABC will partner with the Virginia Department of Criminal Justice Services, Virginia Center for School Safety, to help offer and/or enhance underage drinking prevention programs in public schools. The 27th Annual YADAPP conference was held at Longwood University July 18–22, 2011. Seventy youth teams representing schools and communities across Virginia participated in the conference. The weeklong conference provides high school students with the motivation and resources to assume positive peer leadership roles within their schools and communities. The conference format consists of a variety of educational and instructional activities for both youth and adult participants. The vast majority of these activities are youth-led in order to model youth leadership for participating students and adults. Youth participant activities are focused on developing Structured Problem Solving, Action Planning (STAN Plan), Communication, Teamwork, and Relationships. Activities at the weeklong conference include:

- Motivational general sessions
- Educational free-round workshops
- Experiential learning and teambuilding

Strategies To Act Now (STAN) planning participant structure: The summer leadership conference uses six different levels of participation and is centered on the experience of youth participants and adult sponsors. The remaining levels support and enrich the conference experience. The conference is a collaborative effort between each participant level, which consisted of: 280 youth participants, 74 adult sponsors, 40 youth leaders, 24 junior staff, 6 conference interns, and 12 resource officers. The conference vision is to empower youth to develop positive peer leadership roles in their school and community, and the conference mission is to develop youth leadership in order to foster substance abuse and violence prevention efforts at the state, regional, and local levels.

Conference Objectives:

- Broaden participant knowledge of substance abuse and violence prevention at the state, local and regional level
- Teach leadership skills and attitudes to address common issues among their peers
- Allow youth from across Virginia the opportunity to network
- Teach youth to work in teams to create a substance and/or violence prevention activity for their school or community

During this same time period, Virginia ABC also provided funding to seven Virginia community coalitions throughout the state totaling approximately $61,424.81. These funds were obtained through the Office of Juvenile Justice and Delinquency Prevention, EUDL program.

From October 1, 2010, to September 30, 2011, state funds were used to support the Virginia ABC 25th Annual College Conference. This conference was held on the campus of George Mason University at the Mason Inn in Fairfax, VA, February 25–27, 2011. The Virginia Department of Alcoholic Beverage Control (ABC) in conjunction with the Virginia Alcohol Leadership Council (VACALC) presented the conference. Funding for the conference was through a grant from the Virginia Department of Motor Vehicles (DMV). The conference focused on students, underage/high-risk drinking, and highway safety issues affecting colleges and universities. This year's conference featured award-winning, nationally recognized speakers including Shaun Derik, Jeff Yalden, Dr. Ralph Hingson, and Javier Sanchez. A total of 228 persons attended the conference (156 students, 38 adult sponsors, 30 staff members, and 4 speakers). The mission of the annual conference is to prevent and reduce underage and high-risk drinking and alcohol-related injuries, fatalities, and problems on college campuses. It further aims to protect students from harm, and to improve the quality of life for the entire campus community. This year's conference featured high-energy motivational entertainment, resource fairs, social events, and showcased the Hero Institute (HI).

The Hero Institute was designed to assist campus teams in the development, modification, or revitalization of campuswide alcohol-related prevention programs. An overarching goal was to provide opportunities and resources for each participating campus team to articulate goals and develop strategies to achieve them. HI teams worked collaboratively over the weekend to create a prevention plan focusing on their campus issues concerning college drinking and impaired driving. They participated in breakout sessions to identify goals, and develop and implement plans to meet specific needs of their campuses. The HI teams were assisted by a team of dedicated peer facilitators experienced in leadership development and health advocacy program planning. The main goal of the peer facilitators was to encourage teams to be creative, detailed, and as realistic as possible in developing plans for their respective campuses. The top five HI teams were awarded $1,000 minigrants to implement plans on their respective college campuses. A total of 130 participants (students and adult sponsors), or 67 percent (130 out of 194), completed end-of-conference evaluations. Participants were asked to rate the speakers and to indicate what knowledge/skill they gained as a result of the conference. They were also asked to rate Hero Institute facilitators and to the rate their overall satisfaction with the HI program. In addition, they were asked to provide comments/suggestions for the conference, as well as ideas for alcohol education prevention initiatives and programs that could be implemented at their respective schools with the assistance of ABC.

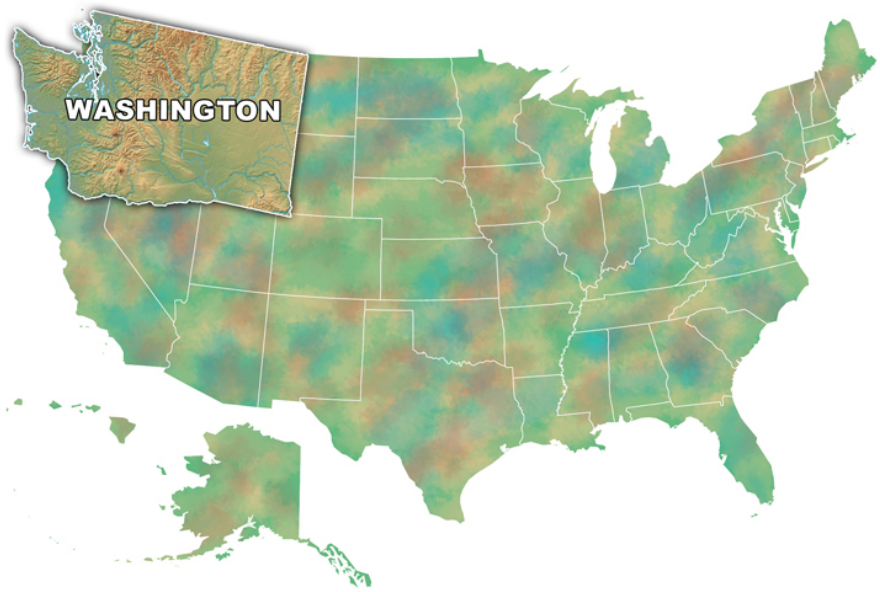

Washington

State Profile and Underage Drinking Facts*

State Population: 6,830,038
Population Ages 12–20: 812,000

	Percentage	Number
Ages 12–20		
Past-Month Alcohol Use	24.8	201,000
Past-Month Binge Alcohol Use	16.7	136,000
Ages 12–14		
Past-Month Alcohol Use	6.4	16,000
Past-Month Binge Alcohol Use	3.8	9,000
Ages 15–17		
Past-Month Alcohol Use	19.2	53,000
Past-Month Binge Alcohol Use	13.0	36,000
Ages 18–20		
Past-Month Alcohol Use	45.6	132,000
Past-Month Binge Alcohol Use	31.1	90,000
Alcohol-Attributable Deaths (under 21)		76
Years of Potential Life Lost (under 21)		4,549
	Percentage of All Traffic Fatalities	**Number**
Traffic Fatalities, 15- to 20-Year-Old Drivers with BAC > 0.01	26.0	20

* See Appendix C for data sources.

Laws Addressing Minors in Possession of Alcohol

Underage Possession of Alcohol

Possession is prohibited with the following exception(s):

- Parent/guardian

Underage Consumption of Alcohol

Consumption is prohibited with the following exception(s):

- Parent/guardian

Internal Possession by Minors

Internal possession is not explicitly prohibited.

Note: Although Washington does not prohibit internal possession, it has a statutory provision that makes it unlawful for a minor to "be in a public place…while exhibiting the effects of having consumed liquor" (Wash. Rev. Code § 66.44.270). Laws that punish minors for displaying "indicators of consumption" or for "exhibiting the effects" of having consumed alcohol, but which do so without reference to a blood, breath, or urine test, are not considered as prohibiting internal possession, for purposes of this report.

Underage Purchase of Alcohol

Purchase is prohibited and there is NO ALLOWANCE for youth purchase for law enforcement purposes.

False Identification for Obtaining Alcohol

Provision(s) Targeting Minors

- Use of a false ID to obtain alcohol is a criminal offense.
- Penalty may include driver's license suspension through a judicial procedure.

Provision(s) Targeting Suppliers

- It is a criminal offense to lend, transfer, or sell a false ID.
- It is a criminal offense to manufacture or distribute a false ID.

Provisions Targeting Retailers

- Specific affirmative defense—the retailer inspected the false ID and came to a reasonable conclusion based on its appearance that it was valid.

Laws Targeting Underage Drinking and Driving

BAC Limits: Youth (Underage Operators of Noncommercial Motor Vehicles)

- BAC limit: 0.02
- BAC level at or above the limit is per se (conclusive) evidence of a violation
- Applies to drivers under age 21

Loss of Driving Privileges for Alcohol Violations by Minors ("Use/Lose Laws")

Use/lose penalties apply to minors under age 18.

Type(s) of Violation Leading to Driver's License Suspension, Revocation, or Denial
- Underage purchase
- Underage possession
- Underage consumption

Authority To Impose Driver's License Sanction
- Mandatory

Length of Suspension/Revocation
- 365 days

Graduated Driver's License

Learner Stage
- Minimum entry age: 15
- Minimum learner-stage period: 6 months
- Minimum supervised driving requirement: 50 hours—10 of which must be at night

Intermediate Stage
- Minimum age: 16
- Unsupervised night driving
  - Prohibited after: 1 a.m.
  - No primary enforcement of the night-driving rule
- Passenger restrictions exist: First 6 months, no one under age 20 not in the immediate family; after 6 months, no more than three passengers under age 20 not in the immediate family
  - No primary enforcement of the passenger-restriction rule

License Stage
- Minimum age to lift restrictions: 17

Laws Targeting Alcohol Suppliers

Furnishing Alcohol to Minors

Furnishing is prohibited with the following exception(s):
- Parent/guardian

Compliance Check Protocols

No data

Penalty Guidelines for Sales to Minors

No data

Responsible Beverage Service

Mandatory Beverage Service Training for Managers, Servers
- Applies only to on-sale establishments
- Applies to both new and existing outlets

Note: On November 8, 2011, voters in Washington approved Initiative 1183. In addition to privatizing the wholesale distribution and retail sale of liquor, Initiative 1183 triggers changes to laws currently coded for several policy topics. Implementation of the measure is ongoing, however, and will continue during 2012. Until implementation is complete, it is not possible to fully and accurately report information for this policy topic.

Minimum Ages for Off-Premises Sellers

- Beer: 18
- Wine: 18
- Spirits: 21

Condition(s) That Must Be Met in order for an Underage Person To Sell Alcoholic Beverages

- Manager/supervisor is present.

Minimum Ages for On-Premises Sellers

- Beer: 18 for servers and 21 for bartenders
- Wine: 18 for servers and 21 for bartenders
- Spirits: 18 for servers and 21 for bartenders

Condition(s) That Must Be Met in order for an Underage Person To Sell Alcoholic Beverages

- Manager/supervisor is present.

Distance Limitations for New Alcohol Outlets Near Universities and Schools

Colleges and Universities

No distance limitation

Primary and Secondary Schools

Prohibitions against outlet siting:

- Off-premises outlets: Yes—within 500 feet if the public elementary or secondary school objects after receiving written notice.
- On-premises outlets: Yes—within 500 feet if the public elementary or secondary school objects after receiving written notice.
- Alcohol products: Beer, wine, spirits

Dram Shop Liability

- There is no statutory liability.
- The courts recognize common law dram shop liability.

Social Host Liability Laws

There is no statutory liability.

Note: In *Reynolds v. Hicks*, the court held that a social host who furnishes alcohol to a minor can be held liable for resulting harms to the minor who was furnished but is not liable for injuries caused by the minor to third parties.

Host Party Laws

Social host law is not specifically limited to underage drinking parties

- Action by underage guest that triggers violation: Consumption
- Property type(s) covered by liability law: Residence, outdoor, other
- Standard for hosts' knowledge or action regarding the party: Negligence—host must have known or should have known of the event's occurrence.
- Exception(s): Family

Retailer Interstate Shipments of Alcohol

Retailer interstate shipments are prohibited for all types of beverages.

Direct Sales/Shipments of Alcohol by Producers

Direct sales/shipments from producers to consumers are permitted for wine with the following restrictions:

Age Verification Requirements

- Common carrier must verify age of recipient.

State Approval/Permit Requirements

- Producer/shipper must obtain state permit.

Reporting Requirements: None

Shipping Label Statement Requirements

- Recipient must be 21.

Keg Registration

- Keg definition: 4 gallons or more
- Prohibited:
  - Possessing an unregistered, unlabeled keg—maximum fine/jail: $5,000/1 year
  - Destroying the label on a keg—maximum fine/jail: $5,000 /1 year
- Purchaser information collected:
  - Purchaser's name and address
  - Verified by a government-issued ID
  - Address where keg will be consumed
- Warning information to purchaser: Active—purchaser action required (e.g., signature)
- Deposit: Not required
- Provisions do not specifically address disposable kegs.

Note: Under a special endorsement from the liquor control board, a grocery store licensee may sell malt liquor in containers no larger than 5½ gallons. Research revealed no similar container size restriction imposed on other licensees (see Wash. Rev. Code § 66.28.200).

Alcohol Pricing Policies

Home Delivery

- Beer: Permitted—to sell via the internet, a new license applicant must request internet sales privileges. Existing licensees must notify the board.
- Wine: Permitted—to sell via the internet, a new license applicant must request internet sales privileges. Existing licensees must notify the board.
- Spirits: No law

Alcohol Tax

- Beer (5 percent alcohol): Control state
- Wine (12 percent alcohol): Control state
- Spirits (40 percent alcohol): Control state

Drink Specials

- Free beverages: Not prohibited—licensee may offer a free drink on a case-by-case basis.
- Multiple servings at one time: Not prohibited
- Multiple servings for same price as single serving: Prohibited
- Reduced price at specified day or time: Not prohibited
- Unlimited beverages: Not prohibited
- Increased volume: Not prohibited

Wholesale Pricing

Pricing restrictions exist.

- Beer (5 percent alcohol): Control state
- Wine (12 percent alcohol): Control state
- Spirits (40 percent alcohol): Control state

Note: On November 8, 2011, voters in Washington approved Initiative 1183. In addition to privatizing the wholesale distribution and retail sale of liquor, Initiative 1183 triggers changes to laws currently coded for several policy topics. Implementation of the measure is ongoing, however, and will continue during 2012. Until implementation is complete it is not possible to fully and accurately report information for this policy topic.

Washington State Survey Responses

State Agency Information	
Agency with primary responsibility for enforcing underage drinking laws:	
Washington State Liquor Control Board (WSLCB)	
Methods by which local and state enforcement agencies coordinate their efforts to enforce laws prohibiting underage drinking:	
WSLCB has its own certified enforcement force that focuses on retailer-directed interventions such as over-service investigations, underage alcohol sales, signage compliance, etc. However, WSLCB also coordinates with local law enforcement to conduct additional compliance checks in response to requests from community organizations or coalitions or in response to specific complaints.	
Enforcement Strategies	
State law enforcement agencies use:	
Cops in Shops	No
Shoulder Tap Operations	No
Party Patrol Operations or Programs	Yes
Underage Alcohol–Related Fatality Investigations	Yes
Local law enforcement agencies use:	
Cops in Shops	No
Shoulder Tap Operations	No
Party Patrol Operations or Programs	No
Underage Alcohol–Related Fatality Investigations	No
State has a program to investigate and enforce direct sales/shipment laws	Yes
Primary state agency responsible for enforcing laws addressing direct sales/shipments of alcohol to minors	WSLCB
Such laws are also enforced by local law enforcement agencies	No
Enforcement Statistics	
State collects data on the number of minors found in possession	Yes
Number of minors found in possession by state law enforcement agencies	No data
Number pertains to the 12 months ending	12/31/2011
Data include arrests/citations issued by local law enforcement agencies	Unknown
State conducts underage compliance checks/decoy operations[2] to determine if alcohol retailers are complying with laws prohibiting sales to minors	Yes
Data are collected on these activities	Yes
Number of licensees checked for compliance by state agencies	1,658
Number of licensees that failed state compliance checks	359
Numbers pertain to the 12 months ending	12/31/2011
Local agencies conduct underage compliance checks/decoy operations to determine if alcohol retailers are complying with laws prohibiting sales to minors	Yes
Data are collected on these activities	Yes
Number of licensees checked for compliance by local agencies	7
Number of licensees that failed local compliance checks	7
Numbers pertain to the 12 months ending	12/31/2011
Sanctions	
State collects data on fines imposed on retail establishments that furnish minors	Yes
Number of fines imposed by the state[3]	300
Total amount in fines across all licensees	$173,400
Numbers pertain to the 12 months ending	12/31/2011
State collects data on license suspensions imposed on retail establishments specifically for furnishing minors	Yes
Number of suspensions imposed by the state[4]	48
Total days of suspensions across all licensees	314
Numbers pertain to the 12 months ending	12/31/2011

State collects data on license revocations imposed on retail establishments specifically for furnishing minors	Yes
Number of license revocations imposed[5]	2
Numbers pertain to the 12 months ending	12/31/2011

Additional Clarification

WSLCB receives some referrals from local law enforcement on failed compliance checks that they conduct. WSLCB handles these as referred cases and conducts an investigation before acting on the case information. WSLCB cannot provide accurate data on these referrals due to their random nature.

[1]Or having consumed or purchased per state statutes.
[2]Underage compliance checks/decoy operations to determine whether alcohol retailers are complying with laws prohibiting sales to minors.
[3]Does not include fines imposed by local agencies.
[4]Does not include suspensions imposed by local agencies.
[5]Does not include revocations imposed by local agencies.

Underage Drinking Prevention Programs Operated or Funded by the State:
Programs SPECIFIC TO Underage Drinking

Reducing Underage Drinking (RUaD)

Number of youth served	5,000
Number of parents served	1,000
Number of caregivers served	No data
Numbers pertain to the 12 months ending	12/31/2011
Program has been evaluated	Yes
Evaluation report is available	Contact Scott Waller, scott.waller@dshs.wa.gov
URL for evaluation report:	Not applicable
URL for more program information:	http://www.starttalkingnow.org or contact Deb Schnellman, schneda@dshs.wa.gov

Program description: The efforts of the Washington State Coalition to Reduce Underage Drinking (RUaD) are documented on its website, http://www.starttalkingnow.org. RUaD coalition members represent 27 state agencies and organizations. A major current effort is a media campaign called "Let's Draw the Line Between Youth and Alcohol" featuring community outreach efforts involving law enforcement. Project 1 involves law enforcement and legislators in community events to raise awareness about underage drinking. Project 2 involves law enforcement and youth in assessing the amount of interior and exterior alcohol advertising in stores in communities, as well as emphasizing to retailers the importance of asking for identification for all alcohol sales. Project 3 involves law enforcement and community leaders in establishing community conversations about social host ordinances. The RUaD coalition has also taken on important policy issues like pulling caffeinated high-alcohol-by-volume drinks (such as FourLoko) from store shelves and has worked to establish a permanent federal ban on the products.

Strategic Prevention Framework-State Incentive Grant (SPF SIG)

Number of youth served	0
Number of parents served	0
Number of caregivers served	0
Numbers pertain to the 12 months ending	07/31/2011
Program has been evaluated	Yes
Evaluation report is available	Yes
URL for evaluation report:	Contact Scott Waller, scott.waller@dshs.wa.gov
URL for more program information:	Not applicable

Program description: Washington's SPF SIG project was completed in 2010; as a result, there were no new services provided last year. Several community coalitions formed under SPF SIG continue to operate with other funding.

Substance Abuse Prevention Intervention Services Program (SAPISP)	
Number of youth served	11,508
Number of parents served	1,000
Number of caregivers served	No data
Numbers pertain to the 12 months ending	06/30/2011
Program has been evaluated	Yes
Evaluation report is available	Yes
URL for evaluation report: Contact Dixie Grunenfelder, dixie.grunenfelder@k12.wa.us	
URL for more program information: http://www.k12.wa.us/PreventionIntervention/default.aspx	
Program description: The SAPISP program, operated by the Office of the Superintendent of Public Instruction, places specialists in schools to implement comprehensive student assistance programs that address problems associated with substance abuse and other at-risk behaviors. Historically, 600 to 800 schools across Washington state have received SAPISP services annually. Due to a reduction in funding, SAPISP was only able to reach approximately 300 schools in 2010 and 2011.	

Underage Drinking Prevention Programs Operated or Funded by the State: Programs RELATED TO Underage Drinking
Athena Forum Website
URL for more program information: http://www.theathenaforum.org
Program description: This is the primary website for prevention professional development in Washington State. The site contains extensive information about underage drinking, but also about other general prevention issues and features informational maps and community profiles that indicate the geographic location of high-risk areas for various problem behaviors. The site has both a public view and a members-only side. Through the public view, users can access most of the resource information, including information about upcoming prevention events and training. Through the members-only side, users can post information on the site and participate in discussions and blogs.
Target Zero Task Forces
URL for more program information: http://www.wtsc.wa.gov/programs-priorities/task-forces
Program description: The 41 Target Zero task forces are a key community-based component of the Washington Traffic Safety Commission's plan to reduce Washington traffic fatalities to zero. The task forces focus on addressing local traffic safety concerns, including impaired driving, young drivers, speeding, and safety restraint usage. Many of the task forces operate DUI victim impact panels for adults and youth and/or have law enforcement partnerships that implement party intervention patrols.

Additional Information Related to Underage Drinking Prevention Programs	
State collaborates with federally recognized Tribal governments in the prevention of underage drinking	Yes
Description of collaboration: The Division of Behavioral Health and Recovery (DBHR) provides direct funding to the state's 29 federally recognized Tribes to support services that prevent or treat substance abuse problems. Most of the Tribes use these funds to support prevention efforts, most of which focus on youth issues including underage drinking.	
State has programs to measure and/or reduce youth exposure to alcohol advertising and marketing	Yes
Program description: In the past, EUDL funds supported statewide media campaigns. In 2011, the RUaD coalition decided that because of budget cuts in the federal EUDL program, as well as significant cuts to the budgets of partner agencies, funds were insufficient to support a statewide campaign. However, several community outreach efforts remain. For example, the DBHR communications manager arranged for a major billboard company to run a series of underage drinking prevention messages statewide in 2011.	
State has adopted or developed best practice standards for underage drinking prevention programs	Yes
Best practice standards description: Washington requires that 60 percent of programs and strategies implemented with the prevention set-aside from the federal Substance Abuse Prevention and	

Treatment (SAPT) block grant be evidence based. DBHR is in the process of converting its county-based preventon-delivery system to a system that focuses on high-risk communities. In that process, best practices for community coalitions are being practiced, and implementation of the Strategic Prevention Framework is used as the planning platform for communities. Each participating community is required to organize and support a community coalition, deliver both direct prevention services and environmental strategies, and provide prevention/intervention services in the community's schools.

Additional Clarification

None given

State Interagency Collaboration

A state-level interagency governmental body/committee exists to coordinate or address underage drinking prevention activities — Yes

Committee contact information:

Name: Ray Horodowicz
E-mail: horodr@dshs.wa.gov
Address: PO Box 45330, Olympia, WA 98504-5330
Phone: 360-725-3807

Agencies/organizations represented on the committee:

College Coalition for Substance Abuse Prevention
Court Services/Diversion
Faith Community
Medical Community
Mothers Against Drunk Driving (MADD)
National Governors' Spouses
Native American Tribes
Office of Attorney General of Washington
Treatment Community
Washington Association of Sheriffs and Police Chiefs
Washington Association Substance Abuse and Violence Prevention
Washington Drug Free Communities Coalition of Coalitions
Washington National Guard Counterdrug Task Force
Washington State Students Against Destructive Decisions (SADD)
Washington State Department of Commerce
Washington State Department of Health
Washington State Department of Social and Health Services (DSHS)/ Division of Behavioral Health and Recovery
Washington State Family Policy Council
Washington State Governor's Office
Washington State Liquor Control Board
Washington State Office of Lt. Governor
Washington State Office of Superintendent of Public Instruction
Washington State Partnership Council on Juvenile Justice
Washington State Patrol
Washington State Parent-Teacher Association (PTA)
Washington Traffic Safety Commission and Target Zero Task Forces

A website or other public source exists to describe committee activities — Yes

URL or other means of access: http://www.starttalkingnow.org

Underage Drinking Reports

State has prepared a plan for preventing underage drinking in the last 3 years — Yes

Prepared by: Division of Behavioral Health and Recovery, Washington State Liquor Control Board and the Washington State Coalition to Reduce Underage Drinking
Plan can be accessed via: Earlyse Swift, earlyse.swift@dshs.wa.gov

State has prepared a report on preventing underage drinking in the last 3 years	Yes
Prepared by: Division of Behavioral Health and Recovery and Washington State Liquor Control Board	
Plan can be accessed via: Earlyse Swift, earlyse.swift@dshs.wa.gov	

Additional Clarification

The Washington State Coalition to Reduce Underage Drinking is co-chaired by the Division of Behavioral Health and Recovery and Washington State Liquor Control Board, so those two agencies generally take the lead on creation of plans and reports. The documents are then brought to the coalition for review and approval.

State Expenditures for the Prevention of Underage Drinking	
Compliance checks/decoy operations in retail outlets:	
Estimate of state funds expended	Data not available
Estimate based on the 12 months ending	Data not available
Checkpoints and saturation patrols:	
Estimate of state funds expended	Data not available
Estimate based on the 12 months ending	Data not available
Community-based programs to prevent underage drinking:	
Estimate of state funds expended	$52,000
Estimate based on the 12 months ending	12/31/2011
K–12 school-based programs to prevent underage drinking:	
Estimate of state funds expended	$400,000,000
Estimate based on the 12 months ending	12/31/2011
Programs targeted to institutes of higher learning:	
Estimate of state funds expended	$23,000
Estimate based on the 12 months ending	12/31/2011
Programs that target youth in the juvenile justice system:	
Estimate of state funds expended	Data not available
Estimate based on the 12 months ending	Data not available
Programs that target youth in the child welfare system:	
Estimate of state funds expended	Data not available
Estimate based on the 12 months ending	Data not available
Other programs:	
Programs or strategies included: Community Mobilization Against Substance Abuse and Violence Family Policy Council - Health and Safety Networks	
Estimate of State funds expended	$100,000,000
Estimate based on the 12 months ending	12/31/2011

Funds Dedicated to Underage Drinking	
State derives funds dedicated to underage drinking from the following revenue streams:	
Taxes	No
Fines	No
Fees	No
Other	No data
Description of funding streams and how they are used:	
No data	

Additional Clarification

It is difficult to quantify dollars spent, as the programs have multiple focus points. The dollar amounts given represent whole budgets for programs, but do not represent the portion of those funds directed to underage drinking prevention.

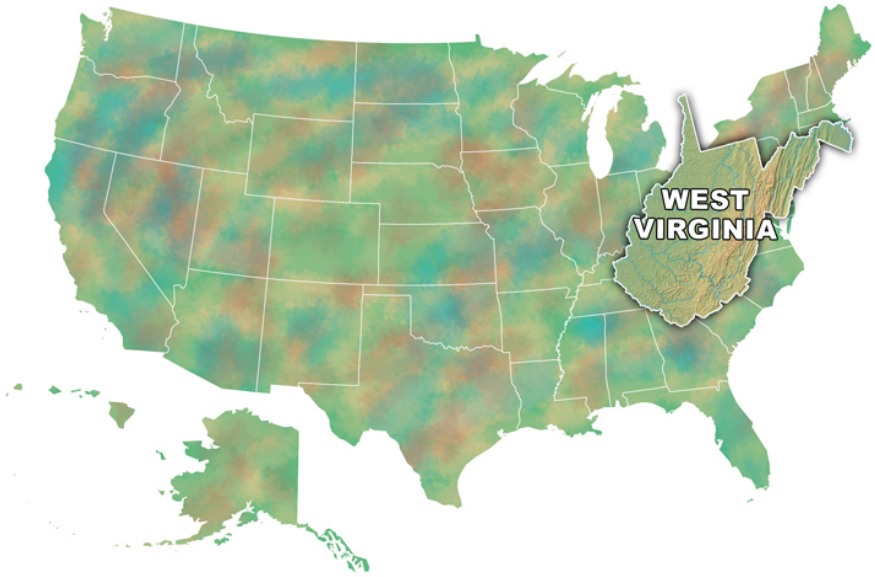

West Virginia

State Profile and Underage Drinking Facts*

State Population: 1,855,364
Population Ages 12–20: 205,000

	Percentage	Number
Ages 12–20		
Past-Month Alcohol Use	25.7	53,000
Past-Month Binge Alcohol Use	18.7	38,000
Ages 12–14		
Past-Month Alcohol Use	7.6	5,000
Past-Month Binge Alcohol Use	4.1	3,000
Ages 15–17		
Past-Month Alcohol Use	21.3	14,000
Past-Month Binge Alcohol Use	13.6	000
Ages 18–20		
Past-Month Alcohol Use	45.7	34,000
Past-Month Binge Alcohol Use	36.3	27,000
Alcohol-Attributable Deaths (under 21)		32
Years of Potential Life Lost (under 21)		1,923

	Percentage of All Traffic Fatalities	Number
Traffic Fatalities, 15- to 20-Year-Old Drivers with BAC > 0.01	12.0	6

* See Appendix C for data sources.

Laws Addressing Minors in Possession of Alcohol

Underage Possession of Alcohol

Possession is prohibited—no explicit exceptions noted in the law.

Underage Consumption of Alcohol

Consumption is prohibited—no explicit exceptions noted in the law.

Internal Possession by Minors

Internal possession is not explicitly prohibited.

Underage Purchase of Alcohol

Purchase is prohibited, but youth may purchase for law enforcement purposes.

False Identification for Obtaining Alcohol

Provision(s) Targeting Minors

- Use of a false ID to obtain alcohol is a criminal offense.
- Penalty may include driver's license suspension through an administrative procedure.

Provisions Targeting Retailers

- State provides incentives to retailers who use electronic scanners that read birthdate and other information digitally encoded on valid identification cards.
- Licenses for drivers under age 21 are easily distinguishable from those for drivers age 21 and older.
- General affirmative defense—the retailer came to a good faith or reasonable decision that the purchaser was 21 years or older; inspection of an identification card not required.

Laws Targeting Underage Drinking and Driving

BAC Limits: Youth (Underage Operators of Noncommercial Motor Vehicles)

- BAC limit: 0.02
- BAC level at or above the limit is per se (conclusive) evidence of a violation
- Applies to drivers under age 21

Loss of Driving Privileges for Alcohol Violations by Minors ("Use/Lose Laws")

No use/lose law

Graduated Driver's License

Learner Stage

- Minimum entry age: 15
- Minimum learner-stage period: 6 months
- There is no minimum supervised driving requirement—with driver education; 50 hours without, 10 of which must be at night

Intermediate Stage

- Minimum age: 16
- Unsupervised night driving
  - Prohibited after: 10 p.m.
  - Primary enforcement of the night-driving rule
- Passenger restrictions exist: For first 6 months, no unrelated passengers less than 20 years old. For second 6 months, not more than one passenger under 20
  - Primary enforcement of the passenger-restriction rule

License Stage

- Minimum age to lift restrictions: 17

Laws Targeting Alcohol Suppliers

Furnishing Alcohol to Minors

Furnishing is prohibited with the following exception(s): EITHER

- Parent/guardian OR
- Spouse

Note: West Virginia's exception allows relatives by blood or marriage to furnish alcohol to minors.

Compliance Check Protocols

Age of Decoy

- Minimum: 18
- Maximum: 20

Appearance Requirements

- None

ID Possession

- Required

Verbal Exaggeration of Age

- Prohibited

Decoy Training

- Mandated

Penalty Guidelines for Sales to Minors

Time period/conditions: No guidelines provided

Responsible Beverage Service

No beverage service training requirement

Minimum Ages for Off-Premises Sellers

- Beer: 18
- Wine: 18
- Spirits: 18

Minimum Ages for On-Premises Sellers

- Beer: 18 for both servers and bartenders
- Wine: 18 for both servers and bartenders
- Spirits: 18 for both servers and bartenders

Condition(s) That Must Be Met in order for an Underage Person To Sell Alcoholic Beverages

- Manager/supervisor is present.

Distance Limitations for New Alcohol Outlets Near Universities and Schools

Colleges and Universities

Limitations on outlet siting:

- Off-premises outlets: No
- On-premises outlets: Yes—within 300 feet unless college or university has notified commissioner, in writing, that it has no objection.
- Alcohol products: Beer

Primary and Secondary Schools

Prohibitions against outlet siting:

- Off-premises outlets: No
- On-premises outlets: Yes—within 300 feet
- Alcohol products: Beer

Dram Shop Liability

- There is no statutory liability
- The courts recognize common law dram shop liability

Social Host Liability Laws

There is no statutory liability.

Host Party Laws

No state-imposed liability for hosting underage drinking parties

Retailer Interstate Shipments of Alcohol

Prohibition against retailer interstate shipments:

- Beer: Uncertain
- Wine: Permitted
- Spirits: Prohibited

Direct Sales/Shipments of Alcohol by Producers

Direct sales/shipments from producers to consumers are permitted for wine with the following restrictions:

Age Verification Requirements

- Common carrier must verify age of recipient.

State Approval/Permit Requirements

- Producer/shipper must obtain state permit.
- State must approve common carrier.

Reporting Requirements

- Producer must record/report purchaser's name.
- Common carrier must record/report purchaser's name.

Shipping Label Statement Requirements

- Contains alcohol
- Recipient must be 21

Keg Registration

Registration is not required.

Alcohol Pricing Policies

Home Delivery

- Beer: No law
- Wine: Permitted—direct shipper's license required; two cases per month
- Spirits: No law

Alcohol Tax

- Beer (5 percent alcohol): Specific excise tax is $0.18 per gallon.
- Wine (12 percent alcohol): Control state
- Spirits (40 percent alcohol): Control state

Drink Specials

No law

Wholesale Pricing

Pricing restrictions exist

Beer (5 percent alcohol)

- Volume discounts: Banned
- Price posting requirements: Post and hold—30 days minimum
- Retailer credit: Not permitted

Wine (12 percent alcohol)

- Retailer credit: Not permitted

Spirits (40 percent alcohol)

- Control state

West Virginia State Survey Responses

State Agency Information	
Agency with primary responsibility for enforcing underage drinking laws:	
West Virginia Alcohol Beverage Control Administration (ABCA)	
Methods by which local and state enforcement agencies coordinate their efforts to enforce laws prohibiting underage drinking:	
Under current code, the ABCA writes a letter requesting that the West Virginia State Police assist in the inspection of on-premise establishments. Local law enforcement agencies assist in crowd control on the exterior of the establishments. At off-premise retailers, local law enforcement agencies can conduct compliance checks and coordinate with ABCA for licensee penalties.	
Enforcement Strategies	
State law enforcement agencies use:	
Cops in Shops	No
Shoulder Tap Operations	Yes
Party Patrol Operations or Programs	Yes
Underage Alcohol–Related Fatality Investigations	Yes
Local law enforcement agencies use:	
Cops in Shops	Yes
Shoulder Tap Operations	Yes
Party Patrol Operations or Programs	No
Underage Alcohol–Related Fatality Investigations	No
State has a program to investigate and enforce direct sales/shipment laws	Yes
Primary state agency responsible for enforcing laws addressing direct sales/shipments of alcohol to minors	West Virginia ABCA
Such laws are also enforced by local law enforcement agencies	No
Enforcement Statistics	
State collects data on the number of minors found in possession	Yes
Number of minors found in possession by state law enforcement agencies	226
Number pertains to the 12 months ending	12/31/2010
Data include arrests/citations issued by local law enforcement agencies	Yes
State conducts underage compliance checks/decoy operations[2] to determine if alcohol retailers are complying with laws prohibiting sales to minors	Yes
Data are collected on these activities	Yes
Number of licensees checked for compliance by state agencies	1,345
Number of licensees that failed state compliance checks	236
Numbers pertain to the 12 months ending	12/31/2011
Local agencies conduct underage compliance checks/decoy operations to determine if alcohol retailers are complying with laws prohibiting sales to minors	Yes
Data are collected on these activities	No
Number of licensees checked for compliance by local agencies	Data not collected
Number of licensees that failed local compliance checks	Data not collected
Numbers pertain to the 12 months ending	Data not collected
Sanctions	
State collects data on fines imposed on retail establishments that furnish minors	Yes
Number of fines imposed by the state[3]	94
Total amount in fines across all licensees	$54,100
Numbers pertain to the 12 months ending	12/31/2011

State collects data on license suspensions imposed on retail establishments specifically for furnishing minors	Yes
Number of suspensions imposed by the state[4]	19
Total days of suspensions across all licensees	91
Numbers pertain to the 12 months ending	12/31/2011

State collects data on license revocations imposed on retail establishments specifically for furnishing minors	Yes
Number of license revocations imposed[5]	0
Numbers pertain to the 12 months ending	12/31/2011
Additional Clarification	
None given	

[1]Or having consumed or purchased per state statutes.
[2]Underage compliance checks/decoy operations to determine whether alcohol retailers are complying with laws prohibiting sales to minors.
[3]Does not include fines imposed by local agencies.
[4]Does not include suspensions imposed by local agencies.
[5]Does not include revocations imposed by local agencies.

Underage Drinking Prevention Programs Operated or Funded by the State:
Programs SPECIFIC TO Underage Drinking

RU 21 Underage Drinking Prevention Project

Number of youth served	No data
Number of parents served	No data
Number of caregivers served	No data
Numbers pertain to the 12 months ending	06/30/2011
Program has been evaluated	No
Evaluation report is available	Not applicable
URL for evaluation report:	Not applicable
URL for more program information:	http://www.ru21wv.org

Program description: The West Virginia Prevention Resource Center (PRC) serves as a central point of communication and administers the statewide Enforcing Underage Drinking Laws Marketing and Education Project. An Underage Drinking Prevention Specialist facilitates cross-system efforts with EUDL, Bureau for Behavioral Health and Health Facilities (BBHHF), Governor's Highway Safety Program (GHSP), ABCA, Students Against Destructive Decisions (SADD), West Virginia Collegiate Initiative to Address High-Risk Alcohol Use (WVCIA), and county prevention partnerships and other stakeholders through the Underage Drinking Prevention workgroup. The workgroup was established in 2005 to coordinate with other systems specifically to target preventing and reducing the onset of underage drinking. (This workgroup was established by personnel who attended the Surgeon General's National Meeting of the States and includes members of the Underage Drinking Task Force of the Juvenile Justice Sub-Committee. It oversees the statewide EUDL Marketing and Education Project.) This is accomplished by working together to build the capacity of individuals and organizations to prevent and reduce childhood and underage drinking by increasing understanding and perception of harm, strengthening community-based processes and youth-oriented practices, promoting continued underage drinking prevention efforts, and promoting underage drinking prevention messages.

WV Collegiate Initiative to Address High-Risk Alcohol Use (WVCIA)

Number of youth served	No data
Number of parents served	No data
Number of caregivers served	No data
Numbers pertain to the 12 months ending	06/30/2011
Program has been evaluated	No
Evaluation report is available	Not applicable
URL for evaluation report:	Not applicable
URL for more program information:	http://www.wvcia.org

Program description: WVCIA is the state organization that proactively addresses collegiate alcohol, drug, and associated violence issues through evidence-based strategies to promote healthy campus environments through self-regulatory initiatives, information dissemination, public policy influence, cooperation with prevention partners, and technical assistance. Members represent the state's

campuses, agencies, and communities, and encourage and enhance local, state, regional, and national initiatives through a commitment to shared standards for policy development, educational strategies, enforcement, evaluation, and community collaboration. This initiative is funded by a grant from the WV GHSP through its National Highway Traffic Safety Administration (NHTSA) alcohol funds. The West Virginia Bureau for Behavioral Health and Health Facilities supports this initiative programmatically through the participation of a National Prevention Network appointee, an Alcohol and Drug Information Resource Specialist, and a researcher, who is preparing a white paper on the group's history, including its accomplishments such as data collection and a focus on evidence-based strategies. In the future, the researcher will write issue briefs on each of several evidence-based practices and policies. These briefs will be used by the group to inform higher education administrators and policymakers about the need for continued and enhanced high-risk alcohol use prevention work on our campuses.

Dreamsavers

Number of youth served	No data
Number of parents served	No data
Number of caregivers served	No data
Numbers pertain to the 12 months ending	06/30/2011
Program has been evaluated	Yes
Evaluation report is available	Yes
URL for evaluation report:	http://www.iihs.org/externaldata/srdata/docs/sr4306.pdf
URL for more program information:	Not applicable

Program description: Coordinated law enforcement effort to restrict alcohol availability to underage persons in both bars and retail carryout establishments.

ABCA Statewide Enforcement Program

Number of youth served	No data
Number of parents served	No data
Number of caregivers served	No data
Numbers pertain to the 12 months ending	06/30/2010
Program has been evaluated	No
Evaluation report is available	Not applicable
URL for evaluation report:	Not applicable
URL for more program information:	http://www.abca.wv.gov

Program description: This program is funded by West Virginia GHSP through NHTSA funds and the West Virginia Division on Justice and Community Services through EUDL funds. With funds from WV GHSP and State Farm philanthropies, ABCA has purchased and is operating a DUI simulator that is being exhibited at high schools, colleges, and public events for the purpose of educating teen drivers on the dangers of drinking and driving.

Underage Drinking Prevention Programs Operated or Funded by the State: Programs RELATED TO Underage Drinking

West Virginia Students Against Destructive Decisions (SADD)

URL for more program information: http://www.wvsadd.org

Program description: SADD is a peer-to-peer education, prevention, and activism organization dedicated to preventing destructive decisions—particularly underage drinking, drug use, risky and impaired driving, teen violence, and teen suicide.

Additional Information Related to Underage Drinking Prevention Programs

State collaborates with federally recognized Tribal governments in the prevention of underage drinking	No recognized Tribal governments
Description of collaboration: Not applicable	
State has programs to measure and/or reduce youth exposure to alcohol advertising and marketing	No
Program description: Not applicable	

State has adopted or developed best practice standards for underage drinking prevention programs	Yes
Best practice standards description: All programs receiving federal funds (EUDL, Substance Abuse Prevention and Treatment Block Grant, Strategic Prevention Framework State Incentive Grant [SPF SIG], NHTSA, etc.) must select model programs or evidence-based practices for their underage drinking prevention programs.	
Additional Clarification	
None given	

State Interagency Collaboration	
A state-level interagency governmental body/committee exists to coordinate or address underage drinking prevention activities	Yes
Committee contact information: Name: Stephanie Southall E-mail: stephanie.a.southall@wv.gov Address: 350 Capitol Street, Room 350, Charleston, WV 25301 Phone: 304-356-5064	
Agencies/organizations represented on the committee: West Virginia Prevention Resource Center West Virginia Alcohol Beverage Control Administration West Virginia Governor's Highway Safety Program West Virginia Bureau for Behavioral Health and Health Facilities West Virginia Division of Justice and Community Services (EUDL) West Virginia State Police West Virginia National Guard Drug Demand Reduction Unit West Virginia Mothers Against Drunk Driving West Virginia Students Against Destructive Decisions West Virginia Department of Education West Virginia Collegiate Initiative to Address High-Risk Alcohol Use County Prevention Partnerships	
A website or other public source exists to describe committee activities URL or other means of access: http://www.ru21wv.org; http://www.prevnet.org/wvpartnership/workgroups.aspx	Yes

Underage Drinking Reports	
State has prepared a plan for preventing underage drinking in the last 3 years	Yes
Prepared by: There is not a consolidated plan. However, many agencies have their own strategic plans that are used to apply for grants from the EUDL and Governor's Highway Safety Programs. Plan can be accessed via: Stephanie.A.Southall@wv.gov	
State has prepared a report on preventing underage drinking in the last 3 years Prepared by: Not applicable Plan can be accessed via: Not applicable	No
Additional Clarification	
The coordinating committee, known as the Underage Drinking Prevention Workgroup, was staffed by the West Virginia PRC. It was funded by the EUDL grant and a SAMHSA Programs of Regional and National Significance Grant administered by the West Virginia PRC until June 30, 2012. In addition, the West Virginia GHSP has supported this effort through equipment purchases and travel assistance. In the past, this committee received funding from the SAMHSA SPF SIG Discretionary Grant Program and the SAMHSA Substance Abuse Prevention and Treatment (SAPT) Block Grant Program. With the expiration of SPF SIG and the drastic reduction in EUDL funds, the West Virginia Bureau for Behavioral Health and Health Facilities plans to absorb this committee and has applied for funding for this committee through the SPF Partners for Success II grant program.	

State Expenditures for the Prevention of Underage Drinking	
Compliance checks/decoy operations in retail outlets:	
Estimate of state funds expended	$0
Estimate based on the 12 months ending	12/31/2011
Checkpoints and saturation patrols:	
Estimate of state funds expended	$1,000,000
Estimate based on the 12 months ending	12/31/2011
Community-based programs to prevent underage drinking:	
Estimate of state funds expended	$0
Estimate based on the 12 months ending	12/31/2011
K–12 school-based programs to prevent underage drinking:	
Estimate of state funds expended	$0
Estimate based on the 12 months ending	12/31/2011
Programs targeted to institutes of higher learning:	
Estimate of state funds expended	$0
Estimate based on the 12 months ending	12/31/2011
Programs that target youth in the juvenile justice system:	
Estimate of state funds expended	Data not available
Estimate based on the 12 months ending	Data not available
Programs that target youth in the child welfare system:	
Estimate of state funds expended	$0
Estimate based on the 12 months ending	12/31/2011
Other programs:	
Programs or strategies included:	No data
Estimate of state funds expended	Not applicable
Estimate based on the 12 months ending	Not applicable

Funds Dedicated to Underage Drinking	
State derives funds dedicated to underage drinking from the following revenue streams:	
Taxes	No
Fines	No
Fees	No
Other	No data

Description of funding streams and how they are used:

No data

Additional Clarification

None given

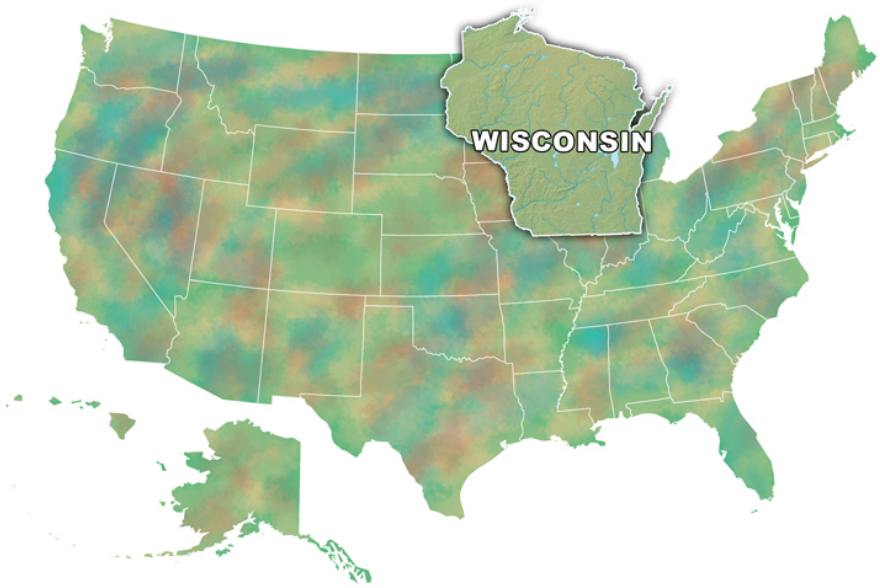

Wisconsin

State Profile and Underage Drinking Facts*

State Population: 5,711,767
Population Ages 12–20: 672,000

	Percentage	Number
Ages 12–20		
Past-Month Alcohol Use	29.3	197,000
Past-Month Binge Alcohol Use	20.2	135,000
Ages 12–14		
Past-Month Alcohol Use	3.1	7,000
Past-Month Binge Alcohol Use	1.6	3,000
Ages 15–17		
Past-Month Alcohol Use	28.2	65,000
Past-Month Binge Alcohol Use	16.6	38,000
Ages 18–20		
Past-Month Alcohol Use	55.7	125,000
Past-Month Binge Alcohol Use	41.8	94,000
Alcohol-Attributable Deaths (under 21)		87
Years of Potential Life Lost (under 21)		5,228
	Percentage of All Traffic Fatalities	**Number**
Traffic Fatalities, 15- to 20-Year-Old Drivers with BAC > 0.01	25.0	24

* See Appendix C for data sources.

Laws Addressing Minors in Possession of Alcohol

Underage Possession of Alcohol

Possession is prohibited with the following exception(s): EITHER
- Parent/guardian OR
- Spouse

Underage Consumption of Alcohol

Consumption is prohibited with the following exception(s): EITHER
- Parent/guardian OR
- Spouse

Internal Possession by Minors

Internal possession is not explicitly prohibited.

Underage Purchase of Alcohol

Purchase is prohibited and there is NO ALLOWANCE for youth purchase for law enforcement purposes.

False Identification for Obtaining Alcohol

Provision(s) Targeting Minors
- Use of a false ID to obtain alcohol is a criminal offense.
- Penalty may include driver's license suspension through a judicial procedure.

Provision(s) Targeting Suppliers
- It is a criminal offense to lend, transfer, or sell a false ID.
- It is a criminal offense to manufacture or distribute a false ID.

Provisions Targeting Retailers
- Licenses for drivers under age 21 are easily distinguishable from those for drivers age 21 and older.
- Retailers are permitted to seize apparently false IDs.
- Specific affirmative defense—the retailer inspected the false ID and came to a reasonable conclusion based on its appearance that it was valid.

Laws Targeting Underage Drinking and Driving

BAC Limits: Youth (Underage Operators of Noncommercial Motor Vehicles)

- BAC limit: 0.00
- Any detectable alcohol in the blood is per se (conclusive) evidence of a violation
- Applies to drivers under age 21

Loss of Driving Privileges for Alcohol Violations by Minors ("Use/Lose Laws")

Use/lose penalties apply to minors under age 21.

Type(s) of Violation Leading to Driver's License Suspension, Revocation, or Denial
- Underage purchase
- Underage possession
- Underage consumption

Authority To Impose Driver's License Sanction
- Discretionary

Length of Suspension/Revocation
- Minimum: 30 days
- Maximum: 90 days

Graduated Driver's License

Learner Stage
- Minimum entry age: 15 years, 6 months
- Minimum learner-stage period: 6 months
- Minimum supervised driving requirement: 30 hours—10 of which must be at night

Intermediate Stage
- Minimum age: 16
- Unsupervised night driving
  - Prohibited after: 12 a.m.
  - Primary enforcement of the night-driving rule
- Passenger restrictions exist: No more than one person under 21 who is not an immediate family member or instructor
  - Primary enforcement of the passenger-restriction rule

License Stage
- Minimum age to lift restrictions: 16 years, 9 months

Laws Targeting Alcohol Suppliers

Furnishing Alcohol to Minors

Furnishing is prohibited with the following exception(s): EITHER
- Parent/guardian OR
- Spouse

Compliance Check Protocols

No data

Penalty Guidelines for Sales to Minors
- Time period/conditions: 12 months
- First offense: Not specified
- Second offense: Up to 3-day license suspension
- Third offense: 3- to 10-day license suspension
- Fourth offense: 15- to 30-day license suspension

Responsible Beverage Service

Mandatory Beverage Service Training for Licensees, Servers

- Applies to both on-sale and off-sale establishments
- Applies only to new outlets

Minimum Ages for Off-Premises Sellers

- Beer: 18
- Wine: 18
- Spirits: 18

Note: No person, including a member of the licensee's or permittee's immediate family, other than the licensee, permittee, or agent, may serve fermented malt or alcohol beverages in any place operated under a Class "A," "Class A," Class "B," "Class B," or "Class C" license or permit unless he or she has an operator's license or is at least 18 years old and is under the immediate supervision of the licensee, permittee, agent, or a person holding an operator's license who is on the premises at the time of the service. Thus, if an 18-year-old held an operator's license, he or she would not require immediate supervision by a manager or supervisor.

Minimum Ages for On-Premises Sellers

- Beer: 18 for both servers and bartenders
- Wine: 18 for both servers and bartenders
- Spirits: 18 for both servers and bartenders

Note: No person, including a member of the licensee's or permittee's immediate family, other than the licensee, permittee or agent, may serve fermented malt or alcohol beverages in any place operated under a Class "A," "Class A," Class "B," "Class B," or "Class C" license or permit unless he or she has an operator's license or is at least 18 years of age and is under the immediate supervision of the licensee, permittee, agent or a person holding an operator's license who is on the premises at the time of the service. Thus, if an 18-year-old held an operator's license, he or she would not require immediate supervision by a manager or supervisor.

Distance Limitations for New Alcohol Outlets Near Universities and Schools

Colleges and Universities

No distance limitation

Primary and Secondary Schools

Prohibitions against outlet siting:

- Off-premises outlets: Yes—within 300 feet. Local government has authority to override state restrictions.
- On-premises outlets: Yes—within 300 feet. Local government has authority to override state restrictions.
- Alcohol products: Wine, spirits

Dram Shop Liability

Statutory liability exists.

Social Host Liability Laws

Statutory liability exists.

Host Party Laws

Social host law is not specifically limited to underage drinking parties

- Action by underage guest that triggers violation: Consumption
- Property type(s) covered by liability law: Residence, outdoor, other
- Standard for hosts' knowledge or action regarding the party: Knowledge—host must have actual knowledge of the occurrence.
- Preventive action by the host negates the violation.

Note: The "preventive action" provision in Wisconsin allows the prosecution to establish guilt by proving that the host failed to take preventive action.

Retailer Interstate Shipments of Alcohol

Retailer interstate shipments are prohibited for all types of beverages.

Direct Sales/Shipments of Alcohol by Producers

Direct sales/shipments from producers to consumers are permitted for wine with the following restrictions:

Age Verification Requirements: None

State Approval/Permit Requirements

- Producer/shipper must obtain state permit.

Reporting Requirements

- Producer must record/report purchaser's name.

Shipping Label Statement Requirements

- Recipient must be 21.

Keg Registration

Registration is not required.

Alcohol Pricing Policies

Home Delivery

- Beer: Prohibited
- Wine: Prohibited
- Spirits: Prohibited

Alcohol Tax

- Beer (5 percent alcohol): Specific excise tax is $0.06 per gallon.
- Wine (12 percent alcohol): Specific excise tax is $0.25 per gallon.
- Spirits (40 percent alcohol): Specific excise tax is $3.36 per gallon.

Drink Specials

No law

Wholesale Pricing

Pricing restrictions exist.

Beer (5 percent alcohol)

- Minimum markup/Maximum discount: Yes—3 percent markup to cover a proportionate part of the cost of doing business or a lesser amount with proof. No sales below cost.
- Retailer credit: Restricted—15 days maximum

Wine (12 percent alcohol)

- Minimum markup/Maximum discount: Yes—3 percent markup to cover a proportionate part of the cost of doing business or a lesser amount with proof. No sales below cost.
- Retailer credit: Restricted—30 days maximum

Spirits (40 percent alcohol)

- Minimum markup/Maximum discount: Yes—3 percent markup to cover a proportionate part of the cost of doing business or a lesser amount with proof. No sales below cost.
- Retailer credit: Restricted—30 days maximum

Wisconsin State Survey Responses

State Agency Information	
Agency with primary responsibility for enforcing underage drinking laws:	
No state agency has primary responsibility.	
Methods by which local and state enforcement agencies coordinate their efforts to enforce laws prohibiting underage drinking:	
Laws are enforced locally. Local law enforcement in Wisconsin's 72 counties can coordinate with the county sheriff departments or interagency agreements between jurisdictions.	
Enforcement Strategies	
State law enforcement agencies use:	
Cops in Shops	No
Shoulder Tap Operations	No
Party Patrol Operations or Programs	No
Underage Alcohol–Related Fatality Investigations	Yes
Local law enforcement agencies use:	
Cops in Shops	No
Shoulder Tap Operations	Yes
Party Patrol Operations or Programs	Yes
Underage Alcohol–Related Fatality Investigations	Yes
State has a program to investigate and enforce direct sales/shipment laws	Yes
Primary state agency responsible for enforcing laws addressing direct sales/shipments of alcohol to minors	Wisconsin Department of Revenue
Such laws are also enforced by local law enforcement agencies	Yes
Enforcement Statistics	
State collects data on the number of minors found in possession	No
Number of minors found in possession by state law enforcement agencies	Data not collected
Number pertains to the 12 months ending	Data not collected
Data include arrests/citations issued by local law enforcement agencies	Data not collected
State conducts underage compliance checks/decoy operations[2] to determine if alcohol retailers are complying with laws prohibiting sales to minors	No
Data are collected on these activities	No
Number of licensees checked for compliance by state agencies	Data not collected
Number of licensees that failed state compliance checks	Data not collected
Numbers pertain to the 12 months ending	Data not collected
Local agencies conduct underage compliance checks/decoy operations to determine if alcohol retailers are complying with laws prohibiting sales to minors	Yes
Data are collected on these activities	No
Number of licensees checked for compliance by local agencies	Data not collected
Number of licensees that failed local compliance checks	Data not collected
Numbers pertain to the 12 months ending	Data not collected
Sanctions	
State collects data on fines imposed on retail establishments that furnish minors	No
Number of fines imposed by the state[3]	Data not collected
Total amount in fines across all licensees	Data not collected
Numbers pertain to the 12 months ending	Data not collected
State collects data on license suspensions imposed on retail establishments specifically for furnishing minors	No
Number of suspensions imposed by the state[4]	Data not collected
Total days of suspensions across all licensees	Data not collected
Numbers pertain to the 12 months ending	Data not collected

State collects data on license revocations imposed on retail establishments specifically for furnishing minors	No
Number of license revocations imposed[5]	Data not collected
Numbers pertain to the 12 months ending	Data not collected

Additional Clarification

Wisconsin is a local control state. Each city, town, and municipality is responsible for alcohol sales licensing and compliance.

[1] Or having consumed or purchased per state statutes.
[2] Underage compliance checks/decoy operations to determine whether alcohol retailers are complying with laws prohibiting sales to minors.
[3] Does not include fines imposed by local agencies.
[4] Does not include suspensions imposed by local agencies.
[5] Does not include revocations imposed by local agencies.

Underage Drinking Prevention Programs Operated or Funded by the State: Programs SPECIFIC TO Underage Drinking

Parents Who Host Lose the Most: Don't be a party to teenage drinking

Number of youth served	No data
Number of parents served	No data
Number of caregivers served	No data
Numbers pertain to the 12 months ending	07/01/2012
Program has been evaluated	Yes
Evaluation report is available	Yes
URL for evaluation report:	http://www.drugfreeactionalliance.org/docs/PWHExecSummary2006.pdf
URL for more program information:	http://sites.google.com/site/parentswhohostawi

Program description: Developed by the Drug-Free Action Alliance of Ohio, the "Parents Who Host Lose the Most" campaign is aimed at many well-meaning parents who think it is enough to take away car keys at their teens' parties so the teens can't drink and drive. Parents provide the alcohol or allow alcohol to be consumed based on the false belief that it's a rite of passage, especially at prom and graduation parties. The "Parents Who Host, Lose The Most" public awareness campaign was developed by Drug-Free Action Alliance in 2000 to educate parents about the health and safety risks of serving alcohol at teen parties and to increase awareness of and compliance with the Ohio Underage Drinking Laws. This program was modified to meet the needs of Wisconsin communities. Some 65 communities annually implement the campaign with cooperation from law enforcement during prom and graduation season. In 2012, the governor signed a proclamation declaring April as Teenage Drinking Awareness Month to coincide with this campaign.

Wisconsin Strategic Prevention Framework State Incentive Grant (SPF SIG)

Number of youth served	0
Number of parents served	0
Number of caregivers served	0
Numbers pertain to the 12 months ending	07/01/2012
Program has been evaluated	Yes
Evaluation report is available	No
URL for evaluation report:	Not applicable
URL for more program information:	http://www.dhs.wisconsin.gov/substabuse/spfSig/index.htm

Program description: Wisconsin received an SPF SIG through SAMHSA beginning in 2006. Funds were used to support the implementation of environmental strategies in 20 Wisconsin communities. Communities selected from one of the following three priorities: reducing underage drinking, reducing young adult binge drinking, or reducing alcohol-related motor vehicle injuries or fatalities. In the 5 years since program implementation, Wisconsin has seen a significant decrease in underage drinking and alcohol-related motor vehicle injuries and fatalities. The full program evaluation will be completed in September 2012.

Alliance for Wisconsin Youth

Number of youth served	0
Number of parents served	0
Number of caregivers served	0
Numbers pertain to the 12 months ending	07/01/2012
Program has been evaluated	No
Evaluation report is available	Not applicable
URL for evaluation report:	Not applicable
URL for more program information:	http://www.allwisyouth.org

Program description: The Alliance for Wisconsin Youth brings together coalitions, individuals, and resources to prevent substance abuse and related behavioral health concerns affecting young people and to promote positive youth development. The Alliance's mission is to enhance and support the capacity of local alliances (member coalitions) in their prevention and youth development work. Over 120 local coalitions are members of the Alliance. The Alliance is served by five Regional Prevention Centers that provide support, training, and technical assistance to community coalitions to prevent alcohol and drug abuse. These coalitions work to implement environmental strategies to prevent underage drinking, among other state priorities.

Substance Abuse Prevention and Treatment (SAPT) Block Grant Programs

Number of youth served	95,000
Number of parents served	No data
Number of caregivers served	No date
Numbers pertain to the 12 months ending	12/31/2011
Program has been evaluated	No
Evaluation report is available	Not applicable
URL for evaluation report:	Not applicable
URL for more program information:	http://www.dhs.wisconsin.gov/substabuse/docs/sabg/2012finalSAPTBGPlan092911.pdf

Program description: The Wisconsin Department of Health Services, Division of Mental Health and Substance Abuse Services received an SAPT Block Grant from SAMHSA. Of the funds received, 20 percent are used to support substance abuse prevention services, including underage drinking prevention. The majority of funds are distributed to county-operated human service departments for delivery of prevention services. Most provide individual-level prevention services.

Underage Drinking Prevention Programs Operated or Funded by the State: Programs RELATED TO Underage Drinking

Brighter Futures Initiative (BFI)

URL for more program information: http://dcf.wisconsin.gov/bfi

Program description: BFI promotes healthy families and youth; school readiness for children; child safety in families and communities; and successful navigation from childhood to adulthood. The Initiative supports evidence-based, positive youth development and prevention strategies focusing on the following legislative outcomes set forth in s. 46.99, Wis. Stats., Brighter Futures Initiative: prevent and reduce incidence of youth violence and other delinquent behavior; prevent and reduce incidence of youth alcohol and drug use and abuse; prevent and reduce incidence of child abuse and neglect; prevent and reduce incidence of nonmarital pregnancy and increase use of abstinence to prevent

nonmarital pregnancy; and increase adolescent self-sufficiency by encouraging high school graduation, vocational preparedness, improved social and other interpersonal skills, and responsible decisionmaking.

Wisconsin Alcohol Policy Project
URL for more program information: http://www.law.wisc.edu/wapp

Program description: The Wisconsin Alcohol Policy Project provides training, tools, and technical assistance to individuals and groups working to adopt and implement alcohol policy. The project supports the work of municipal leaders, law enforcement, the media, and community coalitions reviewing and adopting the policies and practices to improve the alcohol environment and reduce alcohol misuse.

Wisconsin Clearinghouse for Prevention Resources
URL for more program information: http://wch.uhs.wisc.edu

Program description: No data

Additional Information Related to Underage Drinking Prevention Programs

State collaborates with federally recognized Tribal governments in the prevention of underage drinking — Yes

Description of collaboration: Great Lakes Inter-Tribal Council (representing Wisconsin's 11 Tribes). Collaboration on a state/Tribal SPF SIG and Strategic Prevention Enhancement Grant. Tribal State Collaborative for Positive Change - The single state authority on alcohol and drug abuse and Tribal leaders of Wisconsin's 11 Native American Tribes collaborate on alcohol and drug abuse and mental health services. The Wisconsin Department of Health Services provides each of Wisconsin's 11 Native American Tribes with funding to support alcohol and drug abuse prevention and treatment services and behavioral health services.

State has programs to measure and/or reduce youth exposure to alcohol advertising and marketing — No

Program description: Not applicable

State has adopted or developed best practice standards for underage drinking prevention programs — No

Best practice standards description: Not applicable

Additional Clarification

Many of the questions appear to refer to prevention "programs" that serve indicated or selected populations. Wisconsin has moved many of its services toward environmental strategies influencing population-level change through policies and strategies; thus, many of the questions requesting data on number of youth, parents, or caregivers served do not apply. In addition, Wisconsin is a "local control" state, which means that alcohol policy is done locally (regarding licensure, sales, and enforcement). Wisconsin does not have a statewide Alcohol Control Board. Each city, town, or municipality has its own alcohol licensing board as part of local government that issues alcohol sales licenses and is also responsible for suspension or revocation of these licenses.

State Interagency Collaboration

A state-level interagency governmental body/committee exists to coordinate or address underage drinking prevention activities — Yes

Committee contact information:
Name: Michael Waupoose
E-mail: michael.waupoose@uwmf.wisc.edu
Address: 3414 Sunbrook Road, Madison, WI 53704-2729
Phone: No data

Agencies/organizations represented on the committee: Governor's Office The Attorney General's Office State Superintendent of Public Instruction Office Commissioner of Insurance Office Department of Corrections Department of Transportation Pharmacy Examining Board Controlled Substances Board Law Enforcement and Crime Commission 7 Citizen Members Member Representing the Wisconsin County Human Serices Association State Representative, Majority Party State Representative, Minority Party State Senator Majority Party State Senator Minority Party University of Wisconsin Extension Department of Revenue Department of Workforce Development Department of Regulation and Licensing Wisconsin Technical College System Department of Veterans Affairs Office of Justice Assistance Liaison to the Mental Health Council Liaison to the Developmental Disabilities Council Division of Public Health Department of Children and Families Department of Health Services
A website or other public source exists to describe committee activities Yes URL or other means of access: http://www.scaoda.state.wi.us

Underage Drinking Reports
State has prepared a plan for preventing underage drinking in the last 3 years No Prepared by: Not applicable Plan can be accessed via: Not applicable
State has prepared a report on preventing underage drinking in the last 3 years Yes Prepared by: Wisconsin Department of Health Services Division of Mental Health and Substance Abuse Services Division of Health Plan can be accessed via: http://www.dhs.wisconsin.gov/substabuse/docs/spfSig/2010Profile.pdf
Additional Clarification
None given

State Expenditures for the Prevention of Underage Drinking	
Compliance checks/decoy operations in retail outlets:	
Estimate of state funds expended	Data not available
Estimate based on the 12 months ending	Data not available
Checkpoints and saturation patrols:	
Estimate of state funds expended	Data not available
Estimate based on the 12 months ending	Data not available
Community-based programs to prevent underage drinking:	
Estimate of state funds expended	$200,000
Estimate based on the 12 months ending	No data

K–12 school-based programs to prevent underage drinking:	
Estimate of state funds expended	Data not available
Estimate based on the 12 months ending	Data not available
Programs targeted to institutes of higher learning:	
Estimate of state funds expended	Data not available
Estimate based on the 12 months ending	Data not available
Programs that target youth in the juvenile justice system:	
Estimate of state funds expended	Data not available
Estimate based on the 12 months ending	Data not available
Programs that target youth in the child welfare system:	
Estimate of state funds expended	Data not available
Estimate based on the 12 months ending	Data not available
Other programs:	
Programs or strategies included:	No data
Estimate of state funds expended	Not applicable
Estimate based on the 12 months ending	Not applicable

Funds Dedicated to Underage Drinking	
State derives funds dedicated to underage drinking from the following revenue streams:	
Taxes	No data
Fines	Yes
Fees	No data
Other	No data
Description of funding streams and how they are used:	
Fines for underage drinking citations are used locally to support prevention efforts.	
Additional Clarification	
None given	

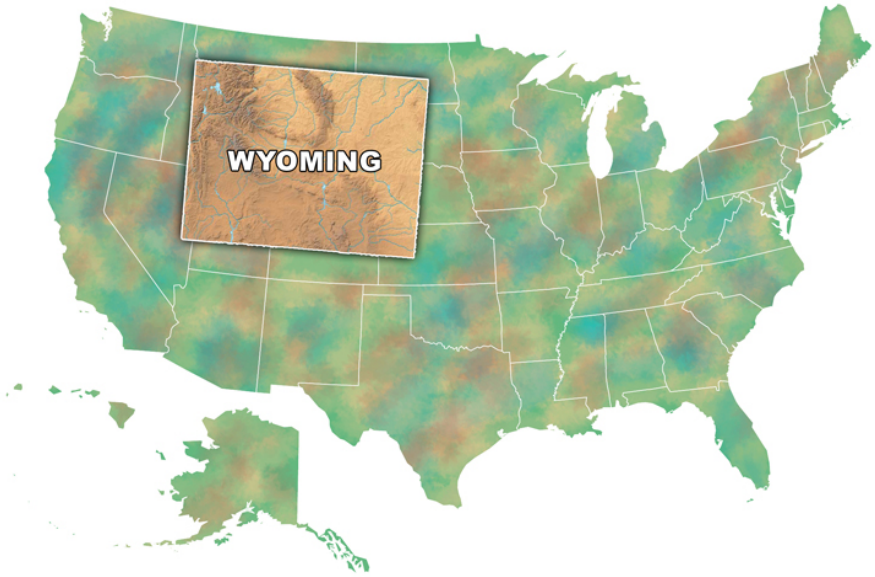

Wyoming

State Profile and Underage Drinking Facts*

State Population: 568,158
Population Ages 12–20: 68,000

	Percentage	Number
Ages 12–20		
Past-Month Alcohol Use	28.0	19,000
Past-Month Binge Alcohol Use	19.5	13,000
Ages 12–14		
Past-Month Alcohol Use	7.8	2,000
Past-Month Binge Alcohol Use	4.1	1,000
Ages 15–17		
Past-Month Alcohol Use	25.2	6,000
Past-Month Binge Alcohol Use	17.0	4,000
Ages 18–20		
Past-Month Alcohol Use	45.5	12,000
Past-Month Binge Alcohol Use	33.4	9,000
Alcohol-Attributable Deaths (under 21)		11
Years of Potential Life Lost (under 21)		688
	Percentage of All Traffic Fatalities	**Number**
Traffic Fatalities, 15- to 20-Year-Old Drivers with BAC > 0.01	21.0	3

* See Appendix C for data sources.

Laws Addressing Minors in Possession of Alcohol

Underage Possession of Alcohol

Possession is prohibited with the following exception(s): EITHER
- Parent/guardian OR
- Spouse

Underage Consumption of Alcohol

Consumption is prohibited with the following exception(s): EITHER
- Parent/guardian OR
- Spouse

Internal Possession by Minors

Internal possession is prohibited with the following exception(s): EITHER
- Parent/guardian OR
- Spouse

Underage Purchase of Alcohol

Purchase is prohibited, but youth may purchase for law enforcement purposes.

False Identification for Obtaining Alcohol

Provision(s) Targeting Minors
- Use of a false ID to obtain alcohol is a criminal offense.
- No driver's license suspension procedure.

Provisions Targeting Retailers
- Licenses for drivers under age 21 are easily distinguishable from those for drivers age 21 and older.
- Specific affirmative defense—the retailer inspected the false ID and came to a reasonable conclusion based on its appearance that it was valid.

Laws Targeting Underage Drinking and Driving

BAC Limits: Youth (Underage Operators of Noncommercial Motor Vehicles)

- BAC limit: 0.02
- BAC level at or above the limit is per se (conclusive) evidence of a violation
- Applies to drivers under age 21

Loss of Driving Privileges for Alcohol Violations by Minors ("Use/Lose Laws")

Use/lose penalties apply to minors under age 19.

Type(s) of Violation Leading to Driver's License Suspension, Revocation, or Denial
- Underage possession

Authority To Impose Driver's License Sanction
- Mandatory

Length of Suspension/Revocation
- 90 days

Graduated Driver's License

Learner Stage
- Minimum entry age: 15
- Minimum supervised driving requirement: 50 hours—10 of which must be at night

Intermediate Stage
- Minimum age: 16
- Unsupervised night driving
  - Prohibited after: 11 p.m.
  - No primary enforcement of the night-driving rule
- Passenger restrictions exist: No more than one unrelated passenger under 18, unless accompanied by another driver at least 18
  - No primary enforcement of the passenger-restriction rule

License Stage
- Minimum age to lift restrictions: 16 years, 6 months

Laws Targeting Alcohol Suppliers

Furnishing Alcohol to Minors

Furnishing is prohibited with the following exception(s): EITHER
- Parent/guardian OR
- Spouse

Note: Wyoming's exception allows members of the minor's "immediate family" to furnish alcohol, which has been interpreted here to include a spouse.

Compliance Check Protocols

Age of Decoy
- Minimum: 18
- Maximum: 20

Appearance Requirements
- Casual attire
- Average height and build
- Males: No facial hair
- Females: Little or no makeup

ID Possession
- Discretionary

Verbal Exaggeration of Age
- Prohibited

Decoy Training
- Mandated

Penalty Guidelines for Sales to Minors

Time period/conditions: No guidelines provided.

Responsible Beverage Service

Voluntary Beverage Service Training

- Applies to both on-sale and off-sale establishments.
- The law does not specify new or existing outlets.

Minimum Ages for Off-Premises Sellers

- Beer: 21
- Wine: 21
- Spirits: 21

Minimum Ages for On-Premises Sellers

- Beer: 18 for servers and 21 for bartenders
- Wine: 18 for servers and 21 for bartenders
- Spirits: 18 for servers and 21 for bartenders

Distance Limitations for New Alcohol Outlets Near Universities and Schools

Colleges and Universities

No distance limitation

Primary and Secondary Schools

No distance limitation

Dram Shop Liability

- There is no statutory liability.
- The courts recognize common law dram shop liability.

Social Host Liability Laws

- There is no statutory liability.
- The courts recognize common law social host liability.

Host Party Laws

Social host law is specifically limited to underage drinking parties.

- Action by underage guest that triggers violation: Possession, consumption
- Property type(s) covered by liability law: Residence, outdoor, other
- Standard for hosts' knowledge or action regarding the party: Knowledge—host must have actual knowledge of the occurrence.

Note: Wyoming's social host statute applies only to possession or consumption by persons under age 18.

Retailer Interstate Shipments of Alcohol

Prohibition against retailer interstate shipments:

- Beer: Prohibited
- Wine: Permitted
- Spirits: Prohibited

Direct Sales/Shipments of Alcohol by Producers

Direct sales/shipments from producers to consumers are permitted for wine with the following restrictions:

Age Verification Requirements: None

State Approval/Permit Requirements

- Producer/shipper must obtain state permit.
- State must approve common carrier.

Reporting Requirements: None

Shipping Label Statement Requirements

- Contains alcohol
- Recipient must be 21

Keg Registration

- Keg definition: Not less than 7 gallons
- Prohibited:
  - Destroying the label on a keg—maximum fine/jail: $500
- Purchaser information collected:
  - Verified by a government-issued ID
- Warning information to purchaser: Passive—no purchaser action required
- Deposit: Not required
- Provisions do not specifically address disposable kegs

Alcohol Pricing Policies

Home Delivery

- Beer: No law
- Wine: No law
- Spirits: No law

Alcohol Tax

- Beer (5 percent alcohol): Specific excise tax is $0.02 per gallon
- Wine (12 percent alcohol): Control state
- Spirits (40 percent alcohol): Control state

Drink Specials

No law

Wholesale Pricing

Pricing restrictions exist.

- Beer (5 percent alcohol): Retailer credit is not permitted.
- Wine (12 percent alcohol): Control state
- Spirits (40 percent alcohol): Control state

Wyoming State Survey Responses

State Agency Information	
Agency with primary responsibility for enforcing underage drinking laws:	
No data	
Methods by which local and state enforcement agencies coordinate their efforts to enforce laws prohibiting underage drinking:	
No data	
Enforcement Strategies	
State law enforcement agencies use:	
Cops in Shops	No
Shoulder Tap Operations	No
Party Patrol Operations or Programs	No
Underage Alcohol–Related Fatality Investigations	No
Local law enforcement agencies use:	
Cops in Shops	No
Shoulder Tap Operations	No
Party Patrol Operations or Programs	Yes
Underage Alcohol–Related Fatality Investigations	Yes
State has a program to investigate and enforce direct sales/shipment laws	Yes
Primary state agency responsible for enforcing laws addressing direct sales/shipments of alcohol to minors	Wyoming Dept. of Revenue Liquor Division
Such laws are also enforced by local law enforcement agencies	No
Enforcement Statistics	
State collects data on the number of minors found in possession	Yes
Number of minors found in possession by state law enforcement agencies	1,532
Number pertains to the 12 months ending	12/31/2011
Data include arrests/citations issued by local law enforcement agencies	Yes
State conducts underage compliance checks/decoy operations[2] to determine if alcohol retailers are complying with laws prohibiting sales to minors	Yes
Data are collected on these activities	Yes
Number of licensees checked for compliance by state agencies	0
Number of licensees that failed state compliance checks	No data
Numbers pertain to the 12 months ending	No data
Local agencies conduct underage compliance checks/decoy operations to determine if alcohol retailers are complying with laws prohibiting sales to minors	Yes
Data are collected on these activities	Yes
Number of licensees checked for compliance by local agencies	1,198
Number of licensees that failed local compliance checks	234
Numbers pertain to the 12 months ending	12/31/2011
Sanctions	
State collects data on fines imposed on retail establishments that furnish minors	No
Number of fines imposed by the state[3]	Data not collected
Total amount in fines across all licensees	Data not collected
Numbers pertain to the 12 months ending	Data not collected
State collects data on license suspensions imposed on retail establishments specifically for furnishing minors	No
Number of suspensions imposed by the state[4]	Data not collected
Total days of suspensions across all licensees	Data not collected
Numbers pertain to the 12 months ending	Data not collected
State collects data on license revocations imposed on retail establishments specifically for furnishing minors	No
Number of license revocations imposed[5]	Data not collected
Numbers pertain to the 12 months ending	Data not collected

Additional Clarification

Data reported on Minor in Possession (MIP) offenses and citations were based on information collected for 17 communities that receive federal Enforcing Underage Drinking Laws (EUDL) funding. While this captures data on the most populous areas of Wyoming, it does not encapsulate the entire population.

[1]Or having consumed or purchased per state statutes.
[2]Underage compliance checks/decoy operations to determine whether alcohol retailers are complying with laws prohibiting sales to minors.
[3]Does not include fines imposed by local agencies.
[4]Does not include suspensions imposed by local agencies.
[5]Does not include revocations imposed by local agencies.

Underage Drinking Prevention Programs Operated or Funded by the State: Programs SPECIFIC TO Underage Drinking

Wyoming Core Prevention Program

Number of youth served	No data
Number of parents served	No data
Number of caregivers served	No data
Numbers pertain to the 12 months ending	No data
Program has been evaluated	Yes
Evaluation report is available	No

URL for evaluation report: Not applicable

URL for more program information: http://www.health.wyo.gov/mhsa/prevention/coreprevention.html

Program description: The Core Prevention Program administered by the Wyoming Department of Health's Public Health Division (PHD) is the successor to the state's Strategic Prevention Framework State Incentive Grant (SPF SIG), which terminated in September 2010. Core Prevention was the state's attempt to maintain state and local prevention capacity and infrastructure in the face of an approximate two-thirds reduction in funding resulting from the end of SPF SIG. Core Prevention braids together state general funds and federal substance abuse prevention block grant funding to provide a single prevention grant to prevention coalitions in each of Wyoming's 23 counties. In addition, Core Prevention integrates substance abuse prevention and mental health promotion/suicide prevention into a single prevention initiative that provides communities with the opportunity to address local substance abuse and mental health issues based on community-level data. Because underage drinking and adult binge drinking remain problems most in need of and appropriate for prevention, those issues receive the largest proportion of prevention funding; however, the Core Prevention grant is designed to provide communities with flexibility to address emergent issues such as prescription drug abuse and the use of "spice" and other forms of synthetic marijuana.

Beginning with the new state biennium (July 1, 2012), tobacco cessation and prevention will be integrated into Core Prevention. Also beginning on July 1, 2012, the state will complete the transformation of its prevention business model. Specifically, the Wyoming Department of Health will contract with a single fiscal agent that will serve as the Prevention Management Organization (PMO) for Wyoming's community-based prevention efforts. This differs from the state's historical model, pursuant to which the Department of Health contracted with separate fiscal agents in each of its 23 counties. The purpose of this new model is to reduce administrative costs and overhead incurred through multiple contracts and to provide community coalitions with the ability to participate fully in prevention decisions made in communities. The PMO will employ local program managers in each funded community to continue directing community-based prevention. Evaluation of local and state prevention efforts is provided by the Wyoming Survey and Analysis Center, an extension of the University of Wyoming. Technical assistance in identification and utilization of evidence-based programs and environmental strategies will be provided by the PMO.

Underage Drinking Prevention Programs Operated or Funded by the State: Programs RELATED TO Underage Drinking

Wyoming Core Prevention Program

URL for more program information: wdh.state.wy.us/mhsa/prevention/coreprevention.html

Program description: Please see description above. The Core Prevention program supports community-based prevention efforts that provide local initiatives related to underage drinking.

Additional Information Related to Underage Drinking Prevention Programs

State collaborates with federally recognized Tribal governments in the prevention of underage drinking — Yes

Description of collaboration: The Wyoming Department of Health communicates and shares information with both Tribal nations located in Wyoming related to prevention of underage drinking.

State has programs to measure and/or reduce youth exposure to alcohol advertising and marketing — No

Program description: Not applicable

State has adopted or developed best practice standards for underage drinking prevention programs — Yes

Best practice standards description: The Public Health Division requires that all programs implemented with state and federal funds either incorporate a recognized environmental strategy designed to reduce underage drinking at the community level, be an established evidence-based program, or adhere to best practice standards. This mandate is reinforced through ongoing technical assistance provided to local program staff and coalitions by the PMO.

Additional Clarification

None given

State Interagency Collaboration

A state-level interagency governmental body/committee exists to coordinate or address underage drinking prevention activities — Yes

Committee contact information:

Name: Wyoming Prevention Consortium (currently being organized)
E-mail: keith.hotle@wyo.gov
Address: 6101 Yellowstone Road, Room 510, Cheyenne, WY 82002
Phone: 307-777-3318

Agencies/organizations represented on the committee:

Office of the Governor
Department of Family Services
Department of Education
Department of Health
Department of Corrections
Department of Workforce Services

A website or other public source exists to describe committee activities — No

URL or other means of access: Not applicable

Underage Drinking Reports

State has prepared a plan for preventing underage drinking in the last 3 years — Yes

Prepared by: A draft of the Wyoming blueprint for substance abuse prevention has been partially prepared by the Mental Health and Substance Abuse Services Division (MHSASD), Wyoming Department of Health; however, it is unknown whether this plan will be finalized. Please note that the Public Health Division is working on a 5-Year Strategic Plan for Substance Abuse Prevention in Wyoming as part of the State Prevention Enhancement grant provided by SAMHSA. This plan will be completed no later than the end of the federal grant term (August 31, 2012). Once completed, the Strategic Plan will be distributed to partners and stakeholders and posted on the PHD website.

Plan can be accessed via: No data

State has prepared a report on preventing underage drinking in the last 3 years	Yes
Prepared by: Wyoming Survey and Analysis Center, as evaluator to the Wyoming Department of Health	
Plan can be accessed via: wysac.uwyo.edu/Default.aspx	
The federal Block Grant annual evaluation can be located at this website. In addition, MHSASD can provide evaluation reports prepared for the SPF SIG Grant program. Evaluation for the Core Prevention program can be provided by MHSASD upon request.	
Additional Clarification	
None given	

State Expenditures for the Prevention of Underage Drinking	
Compliance checks/decoy operations in retail outlets:	
Estimate of state funds expended	$868,000
Estimate based on the 12 months ending	06/30/2012
Checkpoints and saturation patrols:	
Estimate of state funds expended	Data not available
Estimate based on the 12 months ending	Data not available
Community-based programs to prevent underage drinking:	
Estimate of state funds expended	$2,000,000
Estimate based on the 12 months ending	06/30/2012
K–12 school-based programs to prevent underage drinking:	
Estimate of state funds expended	Data not available
Estimate based on the 12 months ending	Data not available
Programs targeted to institutes of higher learning:	
Estimate of state funds expended	Data not available
Estimate based on the 12 months ending	Data not available
Programs that target youth in the juvenile justice system:	
Estimate of state funds expended	Data not available
Estimate based on the 12 months ending	Data not available
Programs that target youth in the child welfare system:	
Estimate of state funds expended	Data not available
Estimate based on the 12 months ending	Data not available
Other programs:	
Programs or strategies included: No data	
Estimate of state funds expended	Not applicable
Estimate based on the 12 months ending	Not applicable

Funds Dedicated to Underage Drinking	
State derives funds dedicated to underage drinking from the following revenue streams:	
Taxes	No
Fines	No
Fees	No
Other	No data
Description of funding streams and how they are used:	
No data	
Additional Clarification	
None given	

APPENDICES

APPENDIX A: Surveys

Federal funding supports a wide variety of surveys. Information about underage alcohol use, abuse, and consequences primarily comes from three federally funded surveys—the National Survey on Drug Use and Health (NSDUH), Monitoring the Future (MTF), and the national Youth Risk Behavior Survey (YRBS). Each of these surveys makes a unique contribution to our understanding of the nature of youth alcohol use. NSDUH assesses illicit drug, alcohol, and tobacco use among noninstitutionalized individuals who are 12 years old and older, and serves as the major federal source of nationally representative data on substance use in the general population of the United States. MTF examines attitudes and behaviors of 8th, 10th, and 12th graders with regard to alcohol, drug, and tobacco use and provides important data on both substance use and the attitudes and beliefs that may contribute to such behaviors. YRBS examines risk behaviors among high school students and provides vital information on specific behaviors that cause the most significant health problems among American youth today.

These surveys sometimes differ in their findings. To address differences in youth substance use prevalence estimates generated by these surveys and to improve federal policymakers' understanding of the influence of methodological differences on those estimates, the Office of the Assistant Secretary for Planning and Evaluation (ASPE) within the Department of Health and Human Services commissioned a group of recognized experts in survey design, sampling techniques, and statistical analysis to examine and compare the methodologies of the surveys. The resulting papers and accompanying federal commentaries appear in a special issue of *Journal of Drug Issues* (Volume 31, Number 3, Spring 2001). Experts agreed that the overall methodology for each survey is strong, and that observed differences are not the result of flaws or serious weaknesses in survey design. In fact, some differences are to be expected—such as those resulting from home- versus school-based settings. From a policy perspective, serious and complex issues such as youth alcohol use and related behavior often require examination and analysis from multiple perspectives. Because no one survey is absolute or perfectly precise, input from multiple sources is not only valuable, but necessary.

National Survey on Drug Use and Health

NSDUH is the primary source of illegal drug-use statistics for the United States population that is 12 years old and older. The survey also collects information about alcohol use; use of tobacco products; trends in initiation of substance use; prevention-related issues; substance dependence, abuse, and treatment; and mental health. Initiated in 1971 and conducted annually since 1990, the survey collects data by administering questionnaires to individuals who constititute a representative sample of the population through face-to-face interviews at their places of residence. The Substance Abuse and Mental Health Services Administration (SAMHSA) sponsors the survey, and SAMHSA's Center for Behavioral Health Statistics and Quality (CBHSQ) plans and manages it. RTI International collects data under contract. NSDUH collects information from residents of households and noninstitutional group quarters (e.g., shelters, rooming houses, dormitories), and civilians living on military bases.

Since 1999, NSDUH has been conducted via computer-assisted interviewing. Most questions are administered with audio computer-assisted self-interviewing (ACASI), which provides respondents with a highly private and confidential means of responding to questions. This method increases the level of honest reporting of illicit drug use and other sensitive behaviors. Less sensitive items are administered using computer-assisted personal interviewing (CAPI).

NSDUH provides estimates for each of the 50 States and the District of Columbia, as well as national estimates. Its design oversamples youth who are 12 to 17 years old and young adults who are 18 to 25 years old. For the 2010 survey, 68,487 interviews were completed for a weighted interview response rate of 74.7 percent. Before 2002, NSDUH was called the National Household Survey on Drug Abuse (NHSDA). Because of improvements in the survey in 2002, the 2002 data constitute a new baseline for tracking trends in substance use. Therefore, SAMHSA recommends that estimates from 2002 forward not be compared with estimates from 2001 and earlier years of NHSDA.

Monitoring the Future Study

MTF measures alcohol, tobacco, and illicit drug use, as well as perceived risk, personal disapproval, and perceived availability associated with each substance among nationally representative samples of students in public and private secondary schools throughout the conterminous United States. The National Institute on Drug Abuse (NIDA) supports MTF through a series of investigator-initiated grants to the University of Michigan's Institute for Social Research. Every year since 1975, a national sample of 12th graders has been surveyed. In 1991, the survey was expanded to include comparable numbers of 8th and 10th graders each year. It also administers followup surveys by mail to a representative sample of adults through age 50 from previous high school graduating classes, and to a representative sample of college students who are 1 to 4 years past high school. In 2011, 16,496 8th graders (91 percent response rate), 15,382 10th graders (86 percent response rate), and 14,855 12th graders (83 percent response rate) were surveyed. University of Michigan staff members administer the questionnaires to students, usually in their classrooms during a regular class period. Questionnaires are self-completed and formatted for optical scanning. In 8th and 10th grades, the questionnaires are completely anonymous. In the 12th grade, they are confidential (to permit the longitudinal followup of a random subsample of participants). Extensive procedures are followed to protect the confidentiality of subjects and their data.

Youth Risk Behavior Survey

In the United States in the late 1980s, only a limited number of health-related school-based surveys such as MTF existed; therefore, the Centers for Disease Control and Prevention (CDC) developed the Youth Risk Behavior Surveillance System (YRBSS) to monitor six categories of priority health-risk behaviors that contribute substantially to the leading causes of death, disability, and social problems among youth and young adults. YRBSS includes biennial national, state, and local school-based surveys of representative samples of students in grades 9 through 12, as well as other national and special-population surveys. CDC conducts the national survey—YRBS—with a target population composed of all public and private high school students in the 50 states and the District of Columbia. Education and health agencies conduct state and local surveys. The national sample is not an aggregation of the state and local surveys,

and state and local estimates cannot be obtained from the national sample. In 2011, 15,425 students completed usable questionnaires for the national YRBS with an overall response rate of 71 percent.

Additional Surveys

Three additional federally supported surveys collect alcohol consumption and related information from a segment of the underage population—18- to 20-year-olds. First among these is the National Epidemiologic Survey on Alcohol and Related Conditions (NESARC), a large nationwide household survey sponsored by the National Institute on Alcohol Abuse and Alcoholism (NIAAA) and fielded by the Census Bureau. It assesses the prevalence of alcohol-use disorders and associated disabilities in the general population who are 18 years old and older. The first wave of this longitudinal survey was fielded in 2001 and lasted through 2002. The second wave of NESARC was conducted in 2005 among the individuals who participated in Wave 1; longitudinal information first became available in 2008.

Begun in the early 1980s and fielded every 2 to 4 years, the Worldwide Survey of Substance Abuse and Health Behaviors Among Military Personnel measures prevalence of substance use and health behaviors among active-duty military personnel on United States military bases worldwide. In 2005, the Department of Defense (DoD) initiated the DoD Lifestyle Assessment Program, which incorporates the active-duty health behaviors study and expands the scope to include the National Guard and Reserves, as well as other special studies. In 2006, a Reserves component of the survey was conducted. Data from the 2005 survey, now called the DoD Survey of Health Related Behaviors Among Active Duty Military Personnel, became available in December 2006. Data from the 2008 Active Duty Military Survey, the first of the surveys to include Coast Guard personnel, was released in December 2009. Analyses of the 2009–2010 DoD Survey of Health Related Behaviors Among Guard/Reserve Personnel have now been completed, and the 2011 DoD Survey of Health Related Behaviors Among Active Duty Military Personnel was fielded beginning in summer 2011.

Begun in 1957, the National Health Interview Survey (NHIS) is an annual, multistage probability sample survey of households by United States Census Bureau interviewers for the CDC National Center for Health Statistics (Pleis & Lethbridge-Cejku, 2007). Information related to underage drinkers ages 18 to 20 from these three surveys may be added to this report in the future.

Association versus Causation

In reviewing data related to risky behaviors and different categories of alcohol use, readers should keep in mind that association does not prove causation. Just because alcohol use is associated with other risky behaviors does not mean that it *causes* these other risky behaviors. Often, additional research is needed to establish alcohol as a causative factor.

Additional Methodological Caveats

When reviewing studies of the age of initiation of alcohol use, one must recognize that different researchers use different methods to describe initiation of drinking and to estimate the average age at first use of alcohol. In some cases, this has resulted in large differences in estimates,

primarily due to differences in how age groups and time periods are specified in the calculations. The following examples will help readers understand these methodological differences.

A popular method for computing average age involves restricting the age group of estimation to persons who are 12 to 17 years old or 12 to 20 years old, with no restriction on the time period. This method provides an estimate of the average age of first use among those in the age group who have used alcohol at some point in their lifetime, which typically results in a younger estimated average age of first use than other methods. This is because initiation occurring in older age groups is excluded from the calculation, and also because the calculation gives too much weight to very early initiation. For example, 15-year-olds who will first use at age 17 are excluded, since they have not yet used alcohol at the time of data collection. Thus, the 2003 NSDUH average age of first use among lifetime alcohol users who are 12 to 20 years old is 14.0 years; among 20-year-olds, 15.4 years; and among all lifetime drinkers, 16.8 years.

The method has limited utility for assessing trends because estimates do not reflect a well-defined recent period. A 20-year-old may have first used alcohol at age 10, so an average age of first use among 12- to 20-year-olds would span a period covering as many as 10 years. In addition to not reflecting the most current patterns, year-to-year change in this average is typically negligible due to the substantial overlap in the covered periods. Trends in average age of initiation are best measured by estimating the average age among those who initiated alcohol use during a specific period, such as a calendar year or within the 12 months prior to interview, in a repeated cross-sectional survey. These estimates can be made with or without age restrictions; for example, the average age of first use among persons in 2003 who initiated within the past 12 months was 16.5 years, but restricting the calculation to only those who initiated before age 21 results in an average age of 15.6. Based on the 2003 NSDUH, an estimated 11 percent of recent initiates were 21 years old or older when they first used.

Estimates of average age of first use among recent initiates based on the NSDUH sample of people 12 years old and older is biased upward because it does not capture initiation before age 12. The 2003 NSDUH estimated that 6.6 percent of alcohol initiates from 1990 to 1999 were 11 years old or younger. Excluding these early initiates from calculations inflates the estimate of average age by approximately half a year. This bias can be diminished by making estimates only for time periods at least 2 years prior (e.g., using the 2003 NSDUH, estimate the average age at first use for 2001, but not 2002), an approach used in previous NSDUH reports. Although this approach can provide interesting historical data, it does not give timely information about emerging patterns of alcohol initiation. Furthermore, there are serious bias concerns with historical estimates of the number of initiates and their average age at first use constructed from retrospectively reported age at first use. Older respondents are more likely not to remember accurately when an event occurred. An event may be remembered as having occurred more recently than it actually did—a "forward telescoping" of the recalled timing of events. Evidence of telescoping suggests that trend estimates based on reported age at first use may be misleading.

For example, in the 2006 MTF, alcohol use by the end of 6th grade was reported by 19.4 percent of 8th graders but by only 5.2 percent of 12th graders. Several factors, including telescoping, probably contribute to this difference. Eventual dropouts are more likely than average to drink at an early age; thus, they will be captured as 8th but not 12th graders. Lower grades also have lower absentee rates. Another factor relates to the issue of what is meant by first use of an

alcoholic beverage. Students in 12th grade are more inclined to report use that is not adult-approved, and to not report having less than a glass with parents or for religious purposes. Younger students may be more likely to report first use of a limited amount of alcohol. Thus, 8th- and 9th-grade data probably exaggerate drinking whereas 11th- and 12th-grade data may understate it.

Websites for Data on Underage Drinking

These federal websites can be useful to persons seeking data related to underage drinking:

- Information from SAMHSA on underage drinking: http://oas.samhsa.gov/underage.cfm
- Information from the YRBS: http://www.cdc.gov/HealthyYouth/yrbs/index.htm
- Information from NHTSA on underage drinking and on drinking and driving: http://www.nhtsa.gov/Impaired
- Information from NIAAA on underage drinking: http://www.niaaa.nih.gov/AboutNIAAA/NIAAASponsoredPrograms/underage.htm
- Information from NIDA's MTF survey: http://www.monitoringthefuture.org

APPENDIX B: Definitions of Variables

Underage Possession, Internal Possession, and Consumption

1. Conduct Is Prohibited

As of January 1, 2011—subject to certain exceptions listed below—all 50 states and the District of Columbia prohibit possession of alcoholic beverages by persons younger than 21; most jurisdictions prohibit consumption of alcoholic beverages for anyone younger than 21; and several jurisdictions have internal possession laws prohibiting a person younger than 21 from having alcohol in her or his system as determined by a blood, breath, or urine test.

2. Exceptions Related to Family

- Parent/guardian: Exception for minors when a parent or guardian consents and/or is present
- Spouse: Exception for married minors when a spouse consents and/or is present

Some jurisdictions limit the parent/guardian and/or spouse exceptions to specific locations.

3. Exceptions Related to Location

- In any private location
- In private residences
- In parent/guardian's home only

In some jurisdictions, the location exception is conditional on the presence and/or consent of the parent, legal guardian, or spouse.

Underage Purchase and Attempted Purchase

This report uses two sets of variables for purchase of alcoholic beverages by those under age 21.

1. Purchase Prohibited

States may have provisions prohibiting actual or attempted purchase of alcoholic beverages by minors.

2. Exemption: Youth May Purchase for Law Enforcement Purposes

States may permit minors to possess and purchase alcohol for law enforcement purposes, typically as part of a program to check merchant compliance with underage drinking laws. A state may have this exemption even if it does not have a law specifically prohibiting underage purchase (making it an exemption to its underage possession law).

False Identification for Obtaining Alcohol

1. Provisions That Target Minors

Use of False Identification (ID) Prohibited
All states make it a criminal offense for minors to use a false ID when attempting to purchase alcoholic beverages.

License Suspension
States may mandate or authorize the suspension or revocation of the minor's driver's license as a sanction for violating false ID laws. The suspension can occur through either an administrative or a judicial process. The state agency issuing the driver's license is responsible for administrative actions, which do not involve a judicial proceeding. Judicial suspensions occur as part of a court proceeding after the minor has been found guilty of violating the false ID law (and may be accomplished by a court order issued to the licensing authority). State law may authorize both types of processes. For further discussion of policies pertaining to the suspension or revocation for alcohol infractions of minor's licenses, see the "Loss of Driving Privileges for Alcohol Violations by Minors ("Use/Lose" Laws)" section of this report.

2. Provisions That Target Suppliers

Lend/Transfer/Sell
States may prohibit lending, transferring, or selling valid government-issued IDs to persons to whom they do not belong.

Production
States may prohibit altering a valid ID or creating or manufacturing a false ID for the purpose of purchasing alcoholic beverages.

3. Retailer Support Provisions

Scanner
Some states provide incentives to retailers who use electronic scanners that read birth dates and other information digitally encoded on valid ID cards. Incentives may include an affirmative defense in prosecutions for sales to minors if the retailer can show that the scanner was used properly.

Distinctive Licenses
States may have a law or regulation that makes driver's licenses for persons younger than 21 easily distinguishable from adult licenses (e.g., by having the picture in profile for one and frontal for the other).

Seizure of an Identification Document
States may permit retailers to seize apparently false IDs without fear of prosecution even if the identification is valid. The retailer must act reasonably or in good faith (the standard may vary by state) in order to avoid prosecution.

Affirmative Defense
States may grant retailers a defense in a prosecution involving an illegal alcohol sale to a minor based on the retailers' belief that the minor was of age. There are two types of affirmative defenses:

- Specific: The retailer inspected the false ID and came to a reasonable conclusion that it was valid.
- General: The retailer came to a good faith or reasonable decision that the minor was of age without necessarily inspecting an ID.

Right To Sue Minor
States may allow a retailer the right to sue a minor who uses a false ID to purchase alcohol for any losses or fines suffered by the retailer as a result of the illegal sale.

Detention of Minor
State law may give retailers the authority to detain minors who use false IDs to purchase alcohol. This authority may protect the retailer from liability for false arrest, false imprisonment, slander, or unlawful detention.

Youth Blood Alcohol Concentration Limits (Underage Operators of Noncommercial Motor Vehicles)

1. BAC Limit

Blood alcohol concentration (BAC) is a measure of the amount of alcohol in a person's bloodstream. Although BAC is commonly expressed as a percentage, state laws generally specify BAC levels in terms of grams of alcohol per 100 milliliters of blood (often abbreviated as grams per deciliter, or g/dL). BAC limits for young drivers vary among jurisdictions.

Loss of Driving Privileges for Alcohol Violations by Minors ("Use/Lose" Laws)

1. Types of Violations Leading to License Suspension or Revocation

Types of violations for which a young person's license may be suspended or revoked include:

- Purchase of alcohol.
- Possession of alcohol.
- Consumption of alcohol.

2. Upper Age Limit

The upper age limit is the age below which the license suspension/revocation sanction applies.

3. Authority To Impose License Sanction

Whether state authority to impose driver's license sanctions for underage alcohol violations is mandatory or discretionary

4. Length of Suspension/Revocation

The minimum and maximum number of days of suspension or revocation specified in statutes or regulations. Some states make penalties discretionary but specify periods of time for suspension or revocation.

Graduated Driver's Licenses

1. Learner Stage

Minimum Entry Age
The minimum age at which drivers can operate vehicles in the presence of parents, guardians, or other adults, after all administrative prerequisites of the law in a particular jurisdiction are met, including driver education. This variable does not include the age at which drivers may get permits for the limited purpose of driving only with instructors.

Minimum Mandatory Holding Period
The time period (in months) during which learner permits must be held before drivers advance to the intermediate stage of the licensing process.

Minimum Supervised Driving
The minimum number of hours drivers must log in the presence of parents, guardians, or adults before advancing to the intermediate stage of the licensing process.

2. Intermediate Stage

Minimum Age
The earliest age at which drivers become eligible to drive without adult supervision, after meeting all administrative prerequisites of the laws of individual jurisdictions, including driver education.

Unsupervised Night Driving Prohibited
The starting hour at which adult supervision is required

Primary Enforcement of Night-Driving Restrictions
Law enforcement officers may stop drivers, even if the only basis for the stop is a suspected violation of unsupervised night-driving-hour provisions of GDL laws.

Passenger Restrictions
The total number of passengers allowed in vehicles driven by intermediate-stage drivers

Primary Enforcement of Passenger Restrictions
Law enforcement officers may stop drivers even if the only basis for the stop is a suspected violation of the passenger restriction provisions of GDL laws.

3. License Stage

Minimum Age To Lift Restrictions
Minimum age for full licensure privileges and the lifting of passenger and night-driving restrictions

Furnishing Alcohol to Minors

1. Prohibition against Furnishing of Alcoholic Beverages to Minors

All states make it illegal to furnish alcoholic beverages to minors; most states allow exceptions.

Parent, Guardian, or Spouse Exception
Some states allow exceptions when a parent/guardian or spouse supplies the alcoholic beverage.

Location Limits to Exceptions
Some jurisdictions limit the parent, guardian, and/or spouse exception to specific locations. All of these location exceptions are conditional on the presence and/or consent of the parent, legal guardian, or spouse. Location limits related to exception may include in any private location, in private residences, and/or in a parent/guardian's home only.

2. Affirmative Defense for Sellers and Licensees

Minor Not Charged
Some state laws include provisions requiring that the seller/licensee be exonerated of charges of furnishing alcohol to a minor unless the minor involved is charged.

Compliance Check Protocols

Age of Decoy
- Minimum—the minimum age a decoy may be to participate in a compliance check
- Maximum—the maximum age a decoy may be to participate in a compliance check

Appearance of Decoy
General appearance requirements—for example, decoys must appear their chronological age to a reasonable person or dress appropriately for the geographical area. Specific appearance requirements may apply to males and/or females.

ID Possession
Indicates whether a decoy must carry a valid ID, is prohibited to carry a valid ID, or may specify that the decision is discretionary

Verbal Exaggeration of Age
Whether the decoy may verbally exaggerate his or her actual age

Decoy Training
Formal training of decoys may be mandated. Brief reviews of guidelines and rules immediately prior to a compliance check are not considered formal training.

Commercial Furnishing: Penalty Protocols

Time Period
Many states establish a time period for defining second, third, and subsequent offenses. If the subsequent offense occurs outside of this time period, the infraction is considered a first offense, and enhanced penalties for multiple offenses will not apply.

Number of Offenses
States define the minimum or maximum fine and days of suspension for each additional offense within the specified time period and/or the age of the youth (if applicable).

Responsible Beverage Service (RBS)

1. Law Type

- Mandatory—states that require at least some alcohol servers/sellers, managers, and/or licensees to attend training.
- Voluntary—states that provide incentives to licensees for having their servers/sellers, managers, and/or licensed individuals participate in training programs.
- No law—states that have no statutory or regulatory provisions pertaining to mandatory or voluntary responsible beverage service training.

2. Mandatory States: Training Required

State provisions for mandatory programs vary widely in who must participate. The categories include licensees, managers, and servers/sellers, or combinations of these categories.

3. Voluntary States

States with voluntary programs may offer various types of incentives to encourage licensees to participate in responsible beverage service training programs. States may offer some or all of the following incentives:

- Defense in dram shop liability lawsuits
- Discounts in dram shop liability insurance
- Mitigation of fines or other administrative penalties for sales to minors or sales to intoxicated persons
- Protection against license revocation for sales to minors or sales to intoxicated persons

4. Application of RBS Training

Mandatory or voluntary RBS training provisions may apply to on-premises establishments, off-premises establishments, or both. They may apply to new licensees, existing licensees, or both. In some cases, states do not specify whether the provisions apply to either or both.

Minimum Ages for Off-Premises Sellers

1. Minimum Age To Sell

Minimum age specified by statute or regulation for off-premises sellers of beer, wine, and spirits

2. Manager or Supervisor Must Be Present

A requirement, beyond those otherwise mandated for all sellers in a jurisdiction, that a manager or supervisor be present when underage persons are selling alcoholic beverages

Minimum Ages for On-Premises Servers and Bartenders

1. Minimum Ages

To Serve
The minimum age specified for on-premises servers of beer, wine, and spirits

To Bartend
The minimum age specified for bartenders to sell or dispense beer, wine, and spirits

2. Manager or Supervisor Must Be Present

A requirement that managers or supervisors be present when underage persons are serving or dispensing alcoholic beverages

Distance Limitations Applied to New Alcohol Outlets Near Universities, Colleges, and Primary and Secondary Schools

States are coded to display the distance limitations that apply to locating new off-premises or on-premises outlets from colleges and/or universities and from primary and secondary schools. The beverages types (i.e., beer, wine, or spirits) subject to any limitations are also specified.

Colleges and Universities
- *Off-Premises Outlet:* Code state law, if any, that regulates the location of any new outlet that sells alcohol (to be consumed off the premises, such as liquor stores) within a certain distance from colleges and/or universities
- *On-Premises Outlet:* Code state law, if any, that regulates the location of any new outlet that sells alcohol (to be consumed on the premises, such as bars and restaurants) within a certain distance from colleges and/or universities
- *Alcohol Products:* Specify beverage subject to regulation (beer, wine, and/or spirits)
- *Other Exceptions:* Describe any exceptions that apply generally to all outlets

Primary and Secondary Schools
- *Off-Premises Outlet:* Code state law, if any, that regulates the location of any new outlet that sells alcohol (to be consumed off the premises, such as liquor stores) within a certain distance from primary and secondary schools.
- *On-Premises Outlet:* Code state law, if any, that regulates the location of any new outlet that sells alcohol (to be consumed on the premises, such as bars and restaurants) within a certain distance from primary and secondary schools.
- *Alcohol Products:* Specify beverage subject to regulation (beer, wine, and/or spirits)
- *Other Exceptions:* Describe any exceptions that apply generally to all outlets.

Dram Shop Liability

States are coded for the existence of statutory dram shop liability and/or common law liability. A dram shop liability designation in a state report signifies that the state allows lawsuits by injured third parties against alcohol retailers for the negligent furnishing of alcohol to a minor.

Common law liability assumes the following procedural and substantive rules:

- A negligence standard applies (i.e., the defendant was negligent because he/she did not act as a reasonable person would be expected to act in like circumstances). Plaintiffs do not need to show that the defendant acted intentionally, willfully, or with actual knowledge of the minor's underage status.
- Damages are not arbitrarily limited. If successful in establishing negligence, the plaintiff receives actual damages and has the possibility of seeking punitive damages.
- Plaintiffs can pursue claims against defendants without regard for the age of the person who furnished the alcohol and the age of the underage person furnished with alcohol.
- Plaintiffs must establish only that the minor was furnished alcohol and that furnishing contributed to injury without regard to the minor's intoxicated state at the time of the sale.
- The plaintiff must establish the key elements of the lawsuit by the "preponderance of the evidence" rather than a more rigorous standard (such as the "beyond a reasonable doubt" usually applied in criminal cases).
- A statutory liability "yes" code indicates that dram shop liability exists through statutory enactment. Three types of limitations are coded:
  - Limitations on damages—statutory caps on the total dollar amount that may be recovered through a dram shop lawsuit.
  - Limitations on who may be sued—factual requirement that persons furnishing alcohol are above a certain age, or that underage persons furnished with alcohol are below a certain age.
  - Limits on elements or standards of proof—legislative requirements that plaintiffs prove additional facts or meet a more rigorous standard of proof than would normally apply in common law. These can include:
    - Requiring proof that the retailer had knowledge that the minor was underage or that the retailer "willfully served" the minor
    - Allowing recovery only if the minor was intoxicated or obviously intoxicated at the time of furnishing
    - Requiring "clear and convincing" evidence or "evidence beyond a reasonable doubt" for the plaintiff to prevail

If no limitations are listed, the statute imposes common law standards.

A responsible beverage service (RBS) defense notation indicates that the dram shop statute has a provision that allows retailers to avoid liability. Affirmative defenses provide that retailers can avoid liability if they can demonstrate that they had RBS training programs in place and that the retailers' staff had followed RBS procedures at the time of the incidents. Complete defenses allow retailers to avoid liability by showing only that they attended RBS training.

Note that states may impose other restrictions on dram shop liability claims. This report does not track potentially additional limitations, including:

- The ability of minors who were furnished alcohol to sue the alcohol retailers for self-inflicted injuries, termed "first-party claims."
- The ability of the minors' companions to sue the retailers.

- The existence of various defenses (e.g., contributory or comparative negligence) or procedural requirements (e.g., notice provisions and shortened statute of limitation periods) that may affect the outcome of the litigation.

Social Host Liability

States are coded for the existence of statutory social host liability and/or common law liability. A social host liability designation in a state report signifies that the state allows lawsuits by injured third parties against social hosts for the negligent furnishing of alcohol to minors.

Common law liability assumes the following procedural and substantive rules:

- A negligence standard applies (i.e., defendants did not act as reasonable persons are expected to in like circumstances). Plaintiffs do not need to show that defendants acted intentionally, willfully, or with actual knowledge of the minors' underage status.
- Damages are not arbitrarily limited. If successful in establishing negligence, plaintiffs receive actual damages and can seek punitive damages.
- Plaintiffs must establish only that minors were furnished alcohol and that the furnishing contributed to the injury, without regard to the minors' intoxicated state at the time of furnishing.
- Plaintiffs must establish key elements of lawsuits by "preponderance of the evidence" rather than a more rigorous standard (e.g., "beyond a reasonable doubt" in criminal cases).

A statutory liability "yes" code indicates that social host liability exists through statutory enactment. Three types of limitations are coded:

- Limitations on damages—statutory caps on the total dollar amount that may be recovered through social host lawsuits.
- Limitations on who may be sued—factual requirement that persons furnishing alcohol are above or that underage persons furnished with alcohol are below a certain age.
- Limits on elements or standards of proof—legislative requirements that plaintiffs prove additional facts or meet a more rigorous standard of proof than would normally apply in common law.

These can include:

- Proof that social hosts had knowledge that minors were underage or that social hosts "willfully served" minors.
- Allowing recovery only if minors were intoxicated at the time of furnishing.
- Clear and convincing evidence or evidence beyond a reasonable doubt.

If no limitations are listed, the statute imposes common law standards. Note that states may impose other restrictions on social host liability claims. This report does not track potentially additional limitations, including:

- The ability of minors who were furnished alcohol to sue the social hosts for self-inflicted injuries—"first party claims."
- The ability of the minors' companions to sue the social hosts.

- The existence of various defenses (e.g., contributory or comparative negligence), or procedural requirements (e.g., notice provisions and shortened statute of limitation periods) that may affect the outcome of litigation.

Prohibitions Against Hosting Underage Drinking Parties

1. Statutes Specific to Underage Parties or General Statutes

"Specific" statutes explicitly address underage drinking parties by making reference to the words "party," "gathering," "open house," "hosting," and similar terms with respect to property owned, leased, or otherwise controlled by the social host. "General" statutes prohibit individuals from allowing or permitting underage drinking on their properties generally, without reference to parties, gatherings, or a similar term. "General" laws have a broader scope than underage drinking parties (e.g., they may also prohibit adults from allowing minors to consume alcohol in settings other than the adult's home), but are applicable to underage drinking parties.

2. Action by Underage Guests

This variable identifies the specific underlying activity by underage guests that triggers violations. Underage guests must possess, consume, and/or have the intention to possess or consume to trigger a violation.

3. Property Type

Jurisdictions vary regarding the types of property covered by host party laws, including residences, outdoor property, or other sorts of property such as a shed, garage, or other outbuilding, or a hotel or motel room, campground, or other public site.

4. Knowledge Standard

Host party statutes set varying thresholds for hosts' knowledge or action regarding an underage drinking party on property they control. Liability is imposed by the state only if the knowledge standard set in the statute is satisfied. In this analysis, the varieties of knowledge standard include overt acts, actual knowledge, negligence (the host knew or should have known of the event's occurrence), or recklessness, which imposes liability where a host may not have acted with actual knowledge but instead with intentional disregard for the probable consequences of her or his actions.

5. Preventive Action Negates Violation

In some jurisdictions, preventive action of various sorts by the social host may negate state-imposed liability. This analysis only notes that some jurisdictions permit preventive action to negate violations, but does not identify the specific actions that would do so as those vary widely across jurisdictions.

6. Exceptions to Underage Guest Requirement

Some jurisdictions with host party laws have exceptions in their statutes for family members or other persons, or for other uses or settings involving the handling of alcoholic beverages.

Retailer Interstate Shipments of Alcohol

States may prohibit or permit the shipment of beer, wine, and or spirits from an out-of-state retailer directly to a consumer's residence. The law may also be uncertain as to whether the out-of-state retailer may ship or whether the consumer may receive any of these beverages. States are coded by the status of the law according to beverage type.

1. Beer

Retailer interstate shipment of beer is prohibited, permitted or uncertain.

2. Wine

Retailer interstate shipment of wine is prohibited, permitted or uncertain.

3. Spirits

Retailer interstate shipment of spirits is prohibited, permitted or uncertain.

Direct Shipments/Sales

1. Direct Sales/Shipments from Producers to Consumers Are Permitted, Specified by Beverage

Some producers are permitted to ship directly to individuals via common carriers. If permitted, the type(s) of alcoholic beverages allowed for shipment are indicated (beer, wine, and/or distilled spirits). Limitations on the amount that may be shipped or received and the types of producers that may ship are not recorded unless the limitations are so severe as to constitute a practical ban on direct shipments.

2. Age Verification Requirements

If a requirement is not listed, it does not exist for the particular jurisdiction:

- Purchasers must make mandatory trips to producers (for age verification purposes) before delivery can be authorized.[1]
- Producers/shippers must verify age of purchasers prior to sale. (The relevant legal provision requires affirmative action to verify the ages of purchasers.)
- Common carriers (deliverers) must verify age of recipients prior to delivery. (The relevant legal provision requires affirmative action to verify the ages of the purchasers.)

3. State Approval/Permit Requirements

If a requirement is not listed, then it does not exist for the particular jurisdiction.

- Producers/manufacturers must obtain licenses or permits from a state agency prior to shipping directly to consumers.
- Common carriers must be approved by a state agency.

[1] Laws that require face-to-face transactions for all sales prior to delivery are treated as prohibitions on direct sales/shipments.

4. Recording/Reporting Requirements

If a requirement is not listed, then it does not exist for the particular jurisdiction.

- Producers/manufacturers must record/report purchasers' names for possible inspection by a state agency.
- Common carriers must record/report recipients' names for possible inspection by a state agency.

5. Shipping Label Requirements

There are two possible text requirements for the label used to ship alcohol to consumers. If a requirement is not listed, then it does not exist for the particular jurisdiction.

- Package contains alcohol.
- Recipient must be 21 years old.

Keg Registration

1. Definition of a Keg

In most states, kegs are defined by minimum volume in gallons. In some states, an exact volume is specified; in other states, the volume may be defined as "greater than," "greater than or equal to," "less than," or "less than or equal to" some volume. In a small number of cases, no definition of keg is established by statute or regulation.

2. Prohibited

Some states stipulate that a person may not:

- Possess unregistered or unlabeled kegs.
- Destroy the label on a keg.

Where such prohibitions exist, statutes or regulations may specify a maximum penalty in terms of jail time, fine, or both.

3. Purchaser Information Collected

In some states, information on purchasers of kegs is collected at the time of sale. This information may include any combination of the following: (1) names, (2) driver's license or other government-issued identification number, or (3) addresses at which kegs will be consumed. Variations on how the information is gathered may include the following:

- The retailer is required to record purchasers' identification number or the forms of identification presented by purchasers together with the purchasers' names, addresses, and dates of birth.
- The purchasers' names and addresses must be recorded as they appear on identification produced by purchasers.

4. Warning Information to Purchaser

Some states require that warning information be presented to purchasers concerning violation of any laws related to keg registration. These warnings can address prohibitions such as serving alcohol to minors or failing to register kegs properly. The warning may be active (requiring an

action on the part of the purchaser—e.g., signing a document) or passive (requiring no action on the part of the purchaser).

5. Deposit Required by Statute or Regulation

In addition to deposits that may be required by the vendor, some states require deposits as part of their keg registration policies. These deposits may be on the kegs themselves, the tapper mechanisms used to serve the beer, or both, and are refundable when empty kegs and/or tappers are returned to the merchant. In some cases, multiple deposits may be specified depending on the size of the kegs.

6. Disposable Kegs

Disposable kegs (meant to be disposed of when empty) complicate keg registration laws, as they cannot be easily tagged or traced. Some states currently address disposable kegs by statute or regulation, and others do not.

Home Delivery

States may prohibit, permit, or permit with restrictions the delivery of beer, wine, and or spirits. States may also have no law regarding delivery of any or all of these beverages.

Variable 1a—Beer

1. Home delivery of beer is prohibited.
2. Home delivery of beer is restricted (restrictions described in Beer Notes field).
3. Home delivery of beer is permitted.
4. No law.

Variable 1b—Wine

1. Home delivery of wine is prohibited.
2. Home delivery of wine is restricted (restrictions described in Wine Notes field).
3. Home delivery of wine is permitted.
4. No law.

Variable 1c—Spirits

1. Home delivery of spirits is prohibited.
2. Home delivery of spirits is restricted (restrictions described in Spirits Notes field).
3. Home delivery of spirits is permitted.
4. No law.

Alcohol Taxes

For this policy, taxes are reported for an *index beverage* that represents the largest market share for beer (5 percent alcohol by volume), wine (12 percent alcohol by volume), and spirits (40 percent alcohol by volume). Taxes are not reported for states where the index beverage is wholly or partially sold in state-run retail stores or through state-run wholesalers. In these cases, the state sets a price that is some combination of cost, markup, and taxes. It is not possible to

determine the dollar value assigned to each of these components. Such states are reported as CONTROL.

Beer

1. Specific excise tax—tax per gallon on beer of 5 percent alcohol
2. Ad valorem excise tax (on-premises sales)—tax on total receipts for beer of 5 percent alcohol
3. Ad valorem excise tax (off-premises sales)—tax on total receipts for beer of 5 percent alcohol
4. Notes include:
   – A listing of taxes on beer in the range of 3.2 percent to 6 percent alcohol, in addition to those taxes reported in variables 1 to 3.
   – Whether ad valorem excise taxes are applied at the wholesale or retail level—only wholesale is noted. If there is no note, the tax is applied at retail.
   – A notation in states where sales tax is NOT levied when ad valorem excise taxes are levied. This notation gives the sales tax rate and the "sales tax adjusted retail ad valorem excise tax(es)" calculated as the on- and/or off-premises retail ad valorem excise tax minus the (unlevied) sales tax.

Wine

1. Specific excise tax—tax per gallon on wine of 12 percent alcohol
2. Ad valorem excise tax (on-premises sales)—tax on total receipts for wine of 12 percent alcohol
3. Ad valorem excise tax (off-premises sales)—tax on total receipts for wine of 12 percent alcohol
4. Notes include:
   – A listing of taxes on wine in the range of 6 percent to 24 percent alcohol in addition to those taxes reported in variables 5 to 7.
   – Whether ad valorem excise taxes are applied at the wholesale or retail level—only wholesale is noted. If there is no note, the tax is applied at retail.
   – This notation gives the sales tax rate and the "sales tax adjusted retail ad valorem excise tax(es)" calculated as the on- and/or off-premises retail ad valorem excise tax minus the (unlevied) sales tax.

Spirits

1. Specific excise tax – tax per gallon on spirits of 40 percent alcohol
2. Ad valorem excise tax (on-premises sales) – tax on total receipts for spirits of 40 percent alcohol
3. Ad valorem excise tax (off-premises sales) – tax on total receipts for spirits of 40 percent alcohol

4. Notes include:
   – A listing of taxes on spirits in the range of 15 percent to 50 percent alcohol in addition to those taxes reported in variables 9 to 11.
   – Whether ad valorem excise taxes are applied at the wholesale or retail level—only wholesale is noted. If there is no note, the tax is applied at retail.
   – This notation gives the sales tax rate and the "sales tax adjusted retail ad valorem excise tax(es)" calculated as the on- and/or off-premises retail ad valorem excise tax minus the (unlevied) sales tax.

Low-Price, High-Volume Drink Specials

Free Beverages

1. Prohibited
2. Not prohibited (notes identify states that allow a licensee to offer a free drink on a case-by-case basis *only*—e.g., on a birthday or anniversary, as compensation for poor services)

Multiple Servings at One Time

1. Prohibited
2. Not prohibited (if a state only prohibits "more than two servings" but allows the customer to possess two servings at one time, then this state is not counted as Not Prohibiting "multiple servings." Also, drinks customarily sold in conjunction with another drink are each considered a separate drink. Notes identify states that do not prohibit multiple servings at one time, but place restrictions on this practice.

Multiple Servings for a Single Serving Price (e.g., two-for-one, three-for-one)

1. Prohibited
2. Not prohibited (notes identify states that do not prohibit multiple servings for a single serving price, but place restrictions on this practice. There are currently no notes for this variable.)

Happy Hours—Reduced Price

1. Prohibited
2. Restricted (notes identify hours when happy hours—reduced price may not be offered)
3. Not prohibited

Unlimited Beverages for Fixed Price or Period (e.g., all-you-can-drink, beat-the-clock)

1. Prohibited
2. Not prohibited (notes identify states that do not prohibit unlimited beverages for a fixed price or period, but place restrictions on this practice.)

Increased Volume Without Increase in Price

1. Prohibited
2. Not prohibited (notes identify hours when double or triple shots for a single serving price may not be offered)

Wholesaler Pricing Restrictions

For this policy, an index beverage has been selected: beer (5 percent), wine (12 percent), and spirits (40 percent). If the index beverage is controlled, in whole or in part, by the state at the wholesale level, the state is coded as CONTROL, and no additional coding is displayed.

Beer, Wine, Spirits

- *Pricing restrictions exist*
  a. Yes
  b. No (no further coding is provided)
- Volume discounts—wholesalers are allowed to offer a discount to retailers for the purchase of large quantities.
  a. Banned—wholesalers are not allowed to offer a discount to retailers based on volume or quantity. The notes field briefly summarizes applicable statutes and regulations.
  b. Restricted—there is a limit on the quantity for which a discount may be offered. The notes field briefly summarizes applicable statutes and regulations.
  c. Uncertain—due to case law (ongoing court cases affect the application of the volume discounts). The notes field briefly summarizes applicable court cases.
  d. No law
- *Minimum markup, maximum discount*—wholesalers must establish a minimum markup or maximum discount for each product sold to retailers and/or are prohibited from selling any product below cost.
  a. Yes—wholesalers may not sell below cost or must establish a minimum markup or maximum discount for each product sold to retailers. The notes field briefly summarizes applicable statutes and regulations. Collected laws include only those specific to beverage alcohol.
  b. Uncertain—due to case law (ongoing court cases affect the application of minimum markup, maximum discount). The notes field briefly summarizes applicable court cases.
  c. No law
- *Post and hold*—wholesalers must publicly "post" prices of their alcohol products (i.e., provide a list of prices to a state agency or notification to customers and the public for review by the public, including retailers and competitors) and may not reduce these prices for a set amount of time.
  a. Post and hold—both posting of prices and holding (i.e., not reducing) prices for a specified period of time are required. The notes field indicated the minimum "hold" time and briefly summarizes applicable statutes and regulations.
  b. Post—posting is required but a "hold" period is not stated or is not clearly defined. The notes field briefly summarizes applicable statutes and regulations.
  c. Uncertain—due to case law (ongoing court cases affect the application of post and hold). The notes field briefly summarizes applicable court cases.
  d. No law.
- *Retailer credit permitted*—loans from wholesalers to retailers are permitted and/or the period of time required for retailers to pay invoices is specified.

a. Yes—the notes field indicates the maximum time credit can be extended and briefly summarizes applicable statutes and regulations.
b. No—transactions must be in cash or payment is due prior to or at the time of delivery. The notes field briefly summarizes applicable statutes and regulations.
c. Uncertain—due to case law (ongoing court cases affect the application of retailer credit restrictions). The notes field briefly summarizes applicable court cases.
d. No law.

APPENDIX C: State Report Citations

For each state, overall population information is taken from 2010 Census data. Data about the portion of each state's population comprising 12- to 20-year-olds is averaged from 2007, 2008, 2009, and 2010 *National Surveys on Drug Use and Health (*NSDUHs), SAMHSA's Center for Behavioral Health Statistics and Quality (CBHSQ), *National Survey on Drug Use and Health* (NSDUH, special data analysis, 2011), as are facts about past-month alcohol use and binge use. The confidence intervals for these estimates are available from SAMHSA/CBHSQ/DPS on request.

National Vital Statistics System data from 2001 through 2005 (CDC, NCHS, NVSS, 2001–2005) serve as the resource for data about alcohol-attributable deaths among people who are younger than 21 years old, and the Centers for Disease Control and Prevention's (CDC) Alcohol-Related Disease Impact (ARDI) application provides the details presented for each state on years of potential life lost as a result of underage fatalities (http://apps.nccd.cdc.gov/DACH_ARDI/Default/Default.aspx). The National Center for Statistics and Analysis (NCSA) provides a Fatality Analysis Reporting System (FARS), from which 2009 data were used to present statistics about fatalities among 15- to 20-year-old drivers.

Legal citations for the following policies can be obtained from the Alcohol Policy Information System (APIS) website (http://www.alcoholpolicy.niaaa.nih.gov). On the home page, click on the desired policy; on the policy page click on the "data on a specific date" link. Scroll to the desired state, and click on the citation link in the citation column.

- Underage Possession of Alcohol
- Underage Consumption of Alcohol
- Internal Possession by Minors
- Underage Purchase of Alcohol
- False Identification for Obtaining Alcohol
- Blood Alcohol Concentration Limits: Youth (Underage Operators of Noncommercial Motor Vehicles)
- Loss of Driving Privileges for Alcohol Violations by Minors ("Use/Lose Laws")
- Furnishing Alcohol to Minors
- Responsible Beverage Service
- Minimum Ages for Off-Premises Sellers
- Minimum Ages for On-Premises Sellers
- Host Party Laws
- Keg Registration

Legal references for the following 10 policies are listed below:

- Direct Shipments/Sales from Producers to Consumers
- Dram Shop Liability
- Drink Specials
- Graduated Driver's Licenses
- Home Delivery
- Outlet Siting Near Schools

- Retailer Interstate Shipments
- Social Host Liability
- Alcohol Taxation
- Wholesale Pricing

Direct Shipment

Alabama
Ala. Code § 28-1-4; Ala. Admin. Code r. 20-X-8-.03; Ala. Admin. Code r. 20-X-8-.04

Alaska
Alaska Stat. § 04.11.010; Alaska Stat. § 04.11.140; Alaska Stat. § 04.11.491; Alaska Stat. § 04.16.125; Alaska Admin. Code tit. 13, § 104.640, Alaska Admin. Code tit. 13, § 104.645

Arizona
Ariz. Rev. Stat. § 4-101; Ariz. Rev. Stat. § 4-203.04; Ariz. Rev. Stat. § 4-205.04; Ariz. Admin. Code R15-3-403; Ariz. Admin. Code R19-1-204; Ariz. Admin. Code R19-1-221

Arkansas
Ark. Code Ann. § 3-5-1602; Ark. Code Ann. § 3-7-106

California
Cal. Bus. & Prof. Code § 23661.2; Cal. Bus. & Prof. Code § 23661.3

Colorado
Col. Rev. Stat. § 12-47-104; Col. Rev. Stat. § 12-47-701

Connecticut
Conn. Gen. Stat. § 30-16; Conn. Gen. Stat. § 30-18; Conn. Gen. Stat. § 30-18a; Conn. Gen. Stat. § 30-19f

Delaware
Del. Code Ann. tit. 4, § 501; Del. Code Ann. tit. 4, § 526

District of Columbia
D.C. Code Ann. § 25-102; D.C. Code Ann. § 25-772

Florida
Fla. Stat. Ann. § 561.14; Fla. Stat. Ann. § 561.54; Fla. Stat. Ann. § 561.545; Fla. Stat. Ann. § 564.02

Georgia
Ga. Code Ann. § 3-6-30; Ga. Code Ann. § 3-3-31; Ga. Code Ann. § 3-6-31; Ga. Code Ann. § 3-6-32; Ga Comp. R. & Regs. 560-2-9-.02

Hawaii
Haw. Rev. Stat. § 281-33.1; Haw. Rev. Stat. § 281-33.6

Idaho
Idaho Code § 23-1309; Idaho Code § 23-1309A; Idaho Code § 23-1314

Illinois
235 Ill. Comp. Stat. 5/5-1; 235 Ill. Comp. Stat. 5/6-8; 235 Ill. Comp. Stat. 5/6-16; 235 Ill. Comp. Stat. 5/6-29; 235 Ill. Comp. Stat. 5/6-29.1; 235 Ill. Comp. Stat. 5/8-12; Ill Admin. Code tit. 86, § 420.100

Indiana
Ind. Code § 7.1-3-2-7; Ind. Code § 7.1-3-18-2; Ind. Code § 7.1-3-18-3; Ind. Code § 7.1-3-18-4; Ind. Code § 7.1-3-26-5; Ind. Code § 7.1-3-26-6; Ind. Code § 7.1-3-26-7; Ind. Code § 7.1-3-26-9; Ind. Code § 7.1-3-26-13

Iowa
Iowa Code § 123.187; Iowa Code § 123.3; Iowa Code § 123.56; Iowa Code § 123.98

Kansas
Kan. Stat. Ann. § 41-102; Kan. Stat. Ann. § 41-104; Kan. Stat. Ann. § 41-308a; Kan. Stat. Ann. § 41-350; Kan. Reg. 14-5-2; Kan. Reg. 14-11-23

Kentucky
Ky. Rev. Stat. Ann. § 241.010; Ky. Rev. Stat. Ann. § 243.155; Ky. Rev. Stat. Ann. § 244.165 (The relevant subsections of these statutes have been held unconstitutional in the case of Cherry Hill Vineyards, LLC v. Hudgins (W.D.Ky. 2006) 488 F.Supp.2d 601, affirmed by Cherry Hill Vineyards, LLC v. Lilly, 553 F.3d 423, 424+ (6th Cir.(Ky.) Dec 24, 2008))

Louisiana
La Rev. Stat. Ann. § 26:85; La Rev. Stat. Ann. § 26:369; La. Admin Code tit. 61, pt. I § 201

Maine
Me. Rev. Stat. Ann. tit. 28-A § 1403-A; Me. Rev. Stat. Ann. tit. 28-A, § 2077; Me. Rev. Stat. Ann. tit. 28-A, § 2077-B; Me. Rev. Stat. Ann. tit. 28-A, § 2075

Maryland
Md. Ann. Code, art. 2B, § 2-101; Md. Ann. Code, art. 2B, § 7.5-101; Md. Ann. Code, art. 2B, § 7.5-102; Md. Ann. Code, art. 2B, § 7.5-103; Md. Ann. Code, art. 2B, § 7.5-104; Md. Ann. Code, art. 2B, § 7.5-105; Md. Ann. Code, art. 2B, § 7.5-106; Md. Ann. Code, art. 2B, § 7.5-107; Md. Ann. Code, art. 2B, § 7.5-108; Md. Ann. Code, art. 2B, § 7.5-109; Md. Ann. Code, art. 2B, § 7.5-110; Md. Ann. Code, art. 2B, § 7.5-111; Md. Ann. Code, art. 2B, § 7.5-113

Massachusetts
Mass. Gen. Laws ch. 138 § 19F; Mass. Gen. Laws ch. 138 § 22; Mass. Regs. Code tit. 830, § 62C.25.1

Michigan
Mich. Stat. Ann. § 436.1203

Minnesota
Minn. Stat. § 340A.417

Mississippi
Miss. Code Ann. § 67-1-9; Miss. Code Ann. § 67-1-41; Miss. Code Ann. § 97-31-47

Missouri
Mo. Rev. Stat. § 311.185

Montana
Mont. Code Ann. § 16-4-901; Mont. Code Ann. § 16-4-903; Mont. Code Ann. § 16-4-906

Nebraska
Neb. Rev. Stat. § 53-103; Neb. Rev. Stat. § 53-103.01; Neb. Rev. Stat. § 53-103.02; Neb. Rev. Stat. § 53-103.03; Neb.Rev.St. § 53-103.23; Neb. Rev. Stat. § 53-103.37; Neb. Rev. Stat. § 53-103.38; Neb. Rev. Stat. § 53-123.11; Neb. Rev. Stat. § 53-123.15; Neb. Rev. Stat. § 53-124; Neb. Rev. Stat. § 53-130.01; Neb. Rev. Stat. § 53-192; Neb. Admin. R. & Regs. Tit. 237, Ch. 6, § 019; Neb. Admin. R. & Regs. Tit. 237, Ch. 7, § 002

Nevada
Nev. Rev. Stat. § 202.015; Nev. Rev. Stat. § 202.055; Nev. Rev. Stat. § 369.040; Nev. Rev. Stat. § 369.111; Nev. Rev. Stat. § 369.180; Nev. Rev. Stat. § 369.181; Nev. Rev. Stat. § 369.430; Nev. Rev. Stat. § 369.450; Nev. Rev. Stat. § 369.464; Nev. Rev. Stat. § 369.466; Nev. Rev. Stat. § 369.468; Nev. Rev. Stat. § 369.490; Nev. Admin. Code ch. 369, § 016

New Hampshire
N.H. Rev. Stat. Ann. § 175:1; N.H. Rev. Stat. Ann. § 178:14; N.H. Rev. Stat. Ann. § 178:27; N.H. Rev. Stat. Ann. § 178:29; N.H. Rev. Stat. Ann. § 179:5; N.H. Code Admin. R. Liq 1102.04; N.H. Code Admin. R. Liq 1103.02; N.H. Code Admin. R. Liq 1104.01; N.H. Code Admin. R. Liq 1104.02; N.H. Code Admin. R. Liq 1104.05; N.H. Code Admin. R. Liq 1105.01; N.H. Code Admin. R. Liq 1105.02

New Jersey
N.J. Rev. Stat. § 33:1-2; N.J. Rev. Stat. § 33:1-10; 2004 N.J. Laws 102, § 2

New Mexico
N.M. Stat. Ann. § 60-7A-3; N.M. Stat. Ann. § 60-7A-4; N.M. Stat. Ann. § 60-7A-8; N.M. Stat. Ann. § 60-6A-11.1; N.M. Stat. Ann. § 60-6A-13

New York
N.Y. Alco. Bev. Cont. § 79-c; N.Y. Alco. Bev. Cont. § 79-d

North Carolina
N.C. Gen. Stat. § 18B-109; N.C. Gen. Stat. § 18B-1001; N.C. Gen. Stat. § 18B-1001.1; N.C. Gen. Stat. § 18B-1001.2; N.C. Gen. Stat. § 18B-1001.3; N.C. Gen. Stat. § 18B-1101; N.C. Gen. Stat. § 18B-1102; N.C. Gen. Stat. § 18B-1115; N.C. Gen. Stat. § 105-113.68; N.C. Gen. Stat. § 105-113.84

North Dakota
N.D. Cent. Code § 5-01-16; N.D. Cent. Code § 5-01-17; N.D. Cent. Code § 5-01-19

Ohio
Ohio Rev. Code Ann. § 4303.22; Ohio Rev. Code Ann. § 4303.232; Ohio Admin. Code § 4301:1-1-25

Oklahoma
Okla. Stat. tit. 37, § 505; Okla. Stat. tit. 37, § 521; Okla. Stat. tit. 37, § 521.3

Oregon
Or. Rev. Stat. § 471.282; Or. Rev. Stat. § 473.140; Or. Rev. Stat. § 471.404; Or. Admin. R. 845-005-0417; Or. Admin. R. 845-005-0424; Or. Admin. R. 845-006-0391; Or. Admin. R. 845-006-0392

Pennsylvania
47 Pa. Cons. Stat. § 1-102; 47 Pa. Cons. Stat. § 4-488; 47 Pa. Cons. Stat. § 5-505.2; 47 Pa. Cons. Stat. § 5-505.4; 40 Pa. Code § 5.103; 40 Pa. Code § 9.12; 40 Pa. Code § 9.144; 40 Pa. Code § 11.111; 40 Pa. Code § 11.211; 40 Pa. Code § 11.212

Rhode Island
R.I. Gen. Laws § 3-4-8

South Carolina
S.C. Code Ann. § 61-4-730; S.C. Code Ann. § 61-4-747; 7 S.C. Code Ann. Regs 200.2

South Dakota
S.D. Codified Laws § 35-4-49; S.D. Codified Laws § 35-4-66; S.D. Codified Laws § 35-12A-1; S.D. Codified Laws § 35-12A-3; S.D. Codified Laws § 35-12A-4

Tennessee
Tenn. Code Ann. § 57-3-217

Texas
Tex. Alco. Bev. Code § 16.09; Tex. Alco. Bev. Code § 41.04; Tex. Alco. Bev. Code § 54.01; Tex. Alco. Bev. Code § 54.02; Tex. Alco. Bev. Code § 54.03; Tex. Alco. Bev. Code § 54.05; Tex. Alco. Bev. Code § 54.06; Tex. Alco. Bev. Code § 110.053; 16 Tex. Admin. Code § 41.23; 16 Tex. Admin. Code § 41.56

Utah
Utah Code Ann. § 32B-4-401

Vermont
Vt. Stat. Ann. tit. 7, § 66; Vt. Stat. Ann. tit. 7, § 239

Virginia
Va. Code Ann. § 4.1-207; Va. Code Ann. § 4.1-209.1; 3 Va. Admin. Code § 5-70-220; 3 Va. Admin. Code § 5-70-225

Washington
Wash. Rev. Code § 66.20.365; Wash. Rev. Code § 66.20.370; Wash. Rev. Code § 66.20.375; Wash. Rev. Code § 66.20.380; Wash. Rev. Code § 66.20.385; Wash. Rev. Code § 66.24.206

West Virginia
W. Va. Code, § 60-8-6; W. Va. Code, § 60-8-6a; W. Va. Code, § 60-8-7; W. Va. Code St. R. § 175-1-7; W. Va. Code St. R. § 175-4-2; W. Va. Code St. R. § 175-4-9

Wisconsin
Wis. Stat. § 125.53; Wis. Stat. § 125.535; Wis. Stat. § 139.035; Wis. Admin. Code § Tax 8.24

Wyoming
Wyo. Stat. Ann. § 12-2-204; Wyo. Stat. Ann. § 12-4-412; 20 Wyo. Code Rev. Gen. R. § 16

Dram Shop Liability

Alabama
Ala. Code § 6-5-71; *Jones v. BP Oil Co, Inc.*, 632 So. 2d 435 (Ala. 1993)

Alaska
Alaska Stat. § 04.21.020; *Gonzales v. Safeway Stores*, 882 P.2d 389 (Alaska 1994)

Arizona
Ariz. Rev. Stat. § 4-311; *Schwab v. Matley*, 793 P.2d 1088 (Ariz. 1990); *Young v. DFW Corp.*, 908 P.2d 1 (Ariz. Ct. App. 1995)

Arkansas
Ark. Code § 16-126-103; Ark. Code § 16-126-104; Ark. Code § 16-126-105; *Cadillac Cowboy, Inc. v. Jackson*, 69 S.W. 3d 383 (Ark. 2002)

California
Cal. Bus. & Prof. Code § 25602.1; *Strang v. Cabrol*, 691 P.2d 1013 (Cal. 1984)

Colorado
Colo. Rev. Stat. § 12-47-801; *Sigman v. Seafood Ltd. P'ship*, 817 P.2d 527 (Colo. 1991); *Dickman v. Jackalope, Inc.*, 870 P.2d 1261 (Colo. Ct. App. 1994)

Connecticut
Conn. Gen. Stat. § 30-102; *Bohan v. Last*, 674 A. 2d 839 (Conn. 1996); *Ely v. Murphy*, 540 A.2d 54 (Conn. 1988); *Hayes v. Caspers*, 881 A.2d 428 (Conn. Ct. App.), app. denied, 276 Conn. 915 (2005); *Davenport v. Quinn*, 730 A.2d 1184 (Conn. Appt. Ct. 1999)

Delaware
McCall v. Villa Pizza Inc., 636 A.2d 912 (Del. 1994); *Acker v. S.W. Cantinas, Inc.*, 586 A.2d 1178 (Del. 1991)

District of Columbia
Rong Yao Zhou v. Jennifer Mall Restaurant, Inc., 534 A.2d 1268 (D.C.1987)

Florida
Fla. Stat. § 562.11; Fla. Stat. § 768.125; *Tobias v. Osorio*, 681 So. 2d 905 (Fla. Dist. Ct. App. 1996)

Georgia
Ga. Code Ann. § xp51-1-40; *Flores v. Erezit! Stores*, 713 S.E.2d 368 (2011); *Hulsey v. Northside Equities, Inc.*, 548 S.E.2d 41 (Ga. Ct. App. 2001), aff'd, 567 S.E.2d 4 (Ga. 2002)

Hawaii
Haw. Rev. Stat. § 281-78; *Reyes v. Kuboyama*, 870 P.2d 1281 (Haw.1994); *Ono v. Applegate*, 612 P. 2d 533 (Haw. 1980)

Idaho
Idaho Code § 23-808; *Mc Lean v. Maverik Country Stores, Inc*., 135 P.3d 756 (Idaho 2006)

Illinois
235 Ill. Comp. Stat. 5/6-21; *Charles v. Seigfried*, 651 N.E.2d 154 (Ill. 1995)

Indiana
Ind. Code § 7.1-5-10-15.5; *Merchants Nat. Bank v. Simrell's Sports Bar & Grill*, 741 N.E.2d 383 (Ind. Ct. App. 2000)

Iowa
Iowa Code § 123.92; Iowa Code § 123.49; *Hoth v. Meisner*, 548 N.W.2d 152 (Iowa 1996); *Kelly v. Sinclair Oil Corp.*, 476 N.W.2d 341 (Iowa 1991)

Kansas
Bland v. Scott, 112 P.3d 941 (Kan. 2005)

Kentucky
Ky. Rev. Stat. § 413.241; *DeStock # 14, Inc. v. Logsdon*, 993 S.W.2d 952 (Ky. 1999)

Louisiana
La. Rev. Stat. Ann. § 9:2800.1; *Berg v. Zummo*, 786 So. 2d 708 (La. 2001)

Maine
Me. Rev. Stat. Ann. tit. 28-A, § 2503; Me. Rev. Stat. Ann. tit. 28-A, § 2505; Me. Rev. Stat. Ann. tit. 28-A, § 2506; Me. Rev. Stat. Ann. tit. 28-A, § 2507; Me. Rev. Stat. Ann. tit. 28-A, § 2508; Me. Rev. Stat. Ann. tit. 28-A, § 2509; Me. Rev. Stat. Ann. tit. 28-A, § 2511; Me. Rev. Stat. Ann. tit. 28-A, § 2515; *Jackson v. Tedd-Lait Post No. 5*, 723 A.2d 1220 (Me. 1999)

Maryland
Felder v. Butler, 438 A.2d 494 (Md. 1981); *Moran v. Foodmaker*, 594 A.2d 587 (Md. Spec. Ct. App. 1991), writ denied, 599 A.2d 90 (Md. 1991)

Massachusetts
Mass. Gen. Laws ch. 231, § 85T; *Cimino v. Milford Keg, Inc*., 431 N.E.2d 920 (Mass. 1982); *Adamian v. Three Sons, Inc*., 233 N.E.2d 18 (Mass. 1968); *Wiska v. St. Stanislaus Social Club, Inc*., 390 N.E.2d 1133 (Mass. App. Ct. 1979)

Michigan
Mich. Comp. Laws § 436.1801; Mich. Comp. Laws § 436.1815; *Longstreth v Gensel*, 377 N.W.2d 804 (Mich. 1985)

Minnesota
Minn. Stat. § 340A.801; Minn. Stat. § 340A.503

Mississippi
Bryant v. Alpha Entertainment Corp., 508 So. 2d 1094 (Miss. 1987); *Moore v. K&J Enters*., 856 So. 2d 621 (Miss. Ct. App.), cert. granted, 860 So.2d 1223 (Miss. 2003), cert. dismissed (Mar. 4, 2004)

Missouri
Mo. Rev Stat. § 537.053; *Snodgras v. Martin & Bayley, Inc*., 204 S.W.3d 638 (Mo. 2006)

Montana
Mont. Code Ann. § 27-1-710; *Rohlfs v. Klemenhagen, LLC*, 227 P.3d 42 (Mont. 2009)

Nebraska
Neb. Rev. Stat. § 53-401; Neb. Rev. Stat. § 53-402; Neb. Rev. Stat. § 53-403; Neb. Rev. Stat. § 53-404; Neb. Rev. Stat. § 53-405; Neb. Rev. Stat. § 53-406; Neb. Rev. Stat. § 53-407; Neb. Rev. Stat. § 53-408; *Pelzek v. American Legion*, 463 N.W.2d 321 (Neb. 1990)

Nevada
Nev. Rev. Stat. § 41.1305; *Hinegardner v. Marcor Resorts, L.P.V*., 844 P.2d 800 (Nev. 1992)

New Hampshire
N.H. Rev. Stat. Ann. § 507-F:1, N.H. Rev. Stat. Ann. § 507-F:2, N.H. Rev. Stat. Ann. § 507-F:3, N.H. Rev. Stat. Ann. § 507-F:4, N.H. Rev. Stat. Ann. § 507-F:5, N.H. Rev. Stat. Ann. § 507-F:6, N.H. Rev. Stat. Ann. § 507-F:7, N.H. Rev. Stat. Ann. § 507-F:8

New Jersey
N.J. Rev. Stat. § 2A:22A-5

New Mexico
N.M. Stat. Ann. § 41-11-1; *Trujillo v. City of Albuquerque*, 965 P.2d 305 (N.M. 1998)

New York
N.Y. Gen. Oblig. Law § 11-100

North Carolina
N.C. Gen. Stat. § 18B-120; N.C. Gen. Stat. § 18B-122; N.C. Gen. Stat. § 18B-123; *Estate of Mullis by Dixon v. Monroe Oil Co.*, 488 S.E.2d 830 (N.C. Ct. App. 1997), aff'd, 505 S.E.2d 131 (N.C. 1998)

North Dakota
N.D. Cent. Code § 5-01-06.1; N.D. Cent. Code § 32-21-02; *Thoring v. Bottonsek*, 350 N.W.2d 586 (N.D. 1984)

Ohio
Ohio Rev. Code § 4399.18; Ohio Rev. Code § 4301.69; *Lesnau v. Andate Enters., Inc.*, 756 N.E.2d 97 (Ohio 2001)

Oklahoma
Mansfield v. Circle K. Corp., 877 P.2d 1130 (Okla. 1994); *Busby v. Quail Creek Golf and Country Club*, 885 P.2d 1326 (Okla. 1994); *Tomlinson v. Love's Country Stores, Inc.*, 854 P.2d 910 (Okla. 1993); *Brigance v. Velvet Dove Restaurant, Inc.*, 725 P.2d 300 (Okla. 1986)

Oregon
Or. Rev. Stat. § 471.567; Or. Rev. Stat. § 471.565

Pennsylvania
47 Pa. Cons. Stat. § 4-493; *Matthews v. Konieczny*, 527 A.2d 508 (Pa. 1987)

Rhode Island
R.I. Gen. Laws § 3-14-4; R.I. Gen. Laws § 3-14-5; R.I. Gen. Laws § 3-14-6; R.I. Gen. Laws § 3-14-7; R.I. Gen. Laws § 3-14-8; R.I. Gen. Laws § 3-14-9; R.I. Gen. Laws § 3-14-12

South Carolina
Norton v. Opening Break of Aiken, Inc., 443 S.E.2d 406 (S.C. Ct. App. 1994), affirmed, 462 S.E.2d 861 (S.C. 1995); *Whitlaw v. Kroger Co.*, 410 S.E.2d 251 (S.C. 1991)

South Dakota
S.D. Codified Laws § 35-4-78; S.D. Codified Laws § 35-11-1; *Baatz v. Arrow Bar*, 426 N.W.2d 298 (S.D. 1988); *Wildeboer v. South Dakota Junior Chamber of Commerce, Inc.*, 561 N.W.2d 666 (S.D. 1997)

Tennessee
Tenn. Code Ann. § 57-10-102; *Worley v. Weigel's, Inc*., 919 S.W.2d 589 (Tenn. 1996)

Texas
Tex. Alco. Bev. Code Ann. § 2.01; Tex. Alco. Bev. Code Ann. § 2.02; Tex. Alco. Bev. Code Ann. § 2.03

Utah
Utah Code Ann. § 32B-15-201; Utah Code Ann. § 32B-15-301; *Mackay v. 7-Eleven Sales Corp*., 995 P.2d 1233 (Utah 2000); *Adkins v. Uncle Bart's, Inc*., 1 P.3d 528 (Utah 2000)

Vermont
Vt. Stat. Ann. tit. 7, § 501

Virginia
Robinson v. Matt Mary Moran, Inc., 525 S.E.2d 559 (Va. 2000)

Washington
Crowe v. Gaston, 951 P.2d 1118 (Wash. 1998); *Schooley v. Pinch's Deli Market, Inc*., 951 P.2d 749 (Wash. 1998)

West Virginia
Anderson v. Moulder, 394 S.E.2d 61 (W. Va. 1990)

Wisconsin
Wis. Stat. § 125.035; *Meier v. Champ's Sport Bar & Grill*, 623 N.W.2d 94 (Wis. 2001)

Wyoming
Daniels v. Carpenter, 62 P.3d 555 (Wyo. 2003)

Drink Specials

Alabama
Ala. Admin. Code r. 20-X-6-.13

Alaska
Alaska Stat. § 04.16.015

Arizona
Ariz. Rev. Stat. § 4-244

Arkansas
Ark. Reg. 006.02.1-1.79

California
Cal. Bus. & Prof. Code § 23386; Cal. Bus. & Prof. Code § 25600; Cal. Code Regs. tit. 4, § 106

Connecticut
Conn. Agencies Regs. § 30-6-A24b

Delaware
4 Del. Admin. Code 2

District of Columbia
D.C. Code Ann. § 25-741; D.C. Mun. Regs. tit. 23, § 199

Illinois
235 Ill. Comp. Stat. 5/6-28; Ill. Admin. Code tit. 11, § 100.280

Indiana
Ind. Code § 7.1-5-10-20

Kansas
Kan. Stat. Ann. § 41-2640; Kan. Stat. Ann. § 41-2722; Kan. Admin. Regs. 14-19-31; Kan. Admin. Regs. 14-20-33; Kan. Admin. Regs. 14-21-16

Kentucky
Ky. Rev. Stat. § 244.050

Louisiana
La. Rev. Stat. Ann. § 26:90; La. Rev. Stat. Ann. § 26:286

Maine
Me. Rev. Stat. Ann. tit. § 28-A-709

Massachusetts
Mass. Regs. Code tit. 204, § 4.03

Michigan
Mich. Comp. Law § 436.2025; Mich. Admin. Code r. 436.1438

Minnesota
Minn. R. 7515.0760

Nebraska
237 Neb. Admin. Code ch. 6, § 019

New Hampshire
N.H. Rev. Stat. § 179:44

New Jersey
N.J. Admin Code tit. 13, § 2-23.16

New Mexico
N.M. Admin. Code tit. 15, § 10.51

New York
N.Y. Alco. Bev. Cont. Law § 117-a

North Carolina
N.C. Admin. Code tit. 4, r. 2S.0232

Ohio
Ohio Rev. Code Ann. § 4301.22; Ohio Admin. Code § 4301:1-1-50

Oklahoma
Okla. Stat. tit. 37, § 537

Oregon
Or. Admin. R. 845-006-0345; Or. Admin. R. 845-006-0425; Or. Admin. R. 845-007-0020

Pennsylvania
47 Pa. Cons. Stat. § 1-102; 47 Pa. Cons. Stat. § 4-406; 40 Pa. Code § 13.102

Rhode Island
R.I. Gen. Laws § 3-7-26; R.I. Admin. Code 11-4-8:4

South Carolina
S.C. Code Ann. § 61-4-160; S.C. Code Ann. § 61-6-4550

Tennessee
Tenn. Comp. R. & Regs. 0100-01-.03

Texas
Tex. Admin. Code tit. 16, § 45.103

Utah
Utah Code Ann. § 32B-1-102; Utah Code Ann. § 32B-6-205; Utah Code Ann. § 32B-6-305; Utah Code Ann. § 32B-6-406; Utah Code Ann. § 32B-6-706

Vermont
Vt. Code R. 14-1-3

Virginia
3 Va. Admin. Code § 5-50-30; 3 Va. Admin. Code § 5-50-160

Washington
Wash. Admin. Code § 314-11-085; Wash. Admin. Code § 314-52-110

Graduated Driver's License

Alabama
Ala. Code § 32-6-7.2; Ala. Code § 32-6-8

Alaska
Alaska Stat. § 28.15.051; Alaska Stat. § 28.15.055; Alaska Stat. § 28.15.057

Arizona
Ariz. Rev. Stat. § 28-3153; Ariz. Rev. Stat. § 28-3154; Ariz. Rev. Stat. § 28-3155; Ariz. Rev. Stat. § 28-3174

Arkansas
Ark. Code Ann. § 27-16-604; Ark. Code Ann. § 27-16-802; Ark. Code Ann. § 27-16-804; Ark. Code Ann. § 27-16-901

California
Cal. Veh. Code § 12509; Cal. Veh. Code § 12814.6

Colorado
Col. Rev. Stat. § 42-2-104; Co. Rev. Stat § 42-2-105.5; Co. Rev. Stat. § 42-2-106; Co. Rev. Stat. § 42-2-111; Co. Rev. Stat § 42-4-116

Connecticut
Conn. Gen. Stat. § 14-36; Conn. Gen. Stat. § 14-36g; Conn. Gen. Stat. § 14-36j

Delaware
Del. Code Ann. Tit. 14 § 4125; Del. Code Ann. Tit. 21 § 2701; Del. Code Ann. Tit. 21 § 2710

District of Columbia
DC Code Ann § 50-1401.01; DC Mun. Regs. Tit. 18 § 100; D.C. Mun. Regs. Tit. 18, § 102

Florida
Fl Stat. Ann. § 322.05; Fl Stat. Ann. § 322.1615; Fl Stat. Ann § 322.16

Georgia
Ga. Stat. Ann. § 40-5-22; Ga. Stat. Ann. § 40-5-24

Hawaii
Haw. Rev. Stat. § 286-102.6; Haw. Rev. Stat. § 286-104; Haw. Rev. Stat. § 286-108.4; Haw. Rev. Stat. § 286-110; Haw. Admin. R. § 19-139-3; Haw. Admin. R. § 19-139-12

Idaho
Idaho Code § 49-110; Idaho Code § 49-303; Idaho Code § 49-307

Illinois
625 Ill. Comp. Stat. 5/6-107; 625 Ill. Comp. Stat. 5/6-103; 625 Ill. Comp. Stat. 5/6-107.1; 625 Ill. Comp. Stat. 5/6-110; Ill. Admin. Code tit. 92, § 1030.11; Ill. Admin. Code tit. 92, §1030.65

Indiana
Ind. Code § 9-24-3-2.5; Ind. Code § 9-24-7-1; Ind. Code § 9-24-7-3; Ind. Code § 9-24-7-4; Ind. Code § 9-24-11-3; Ind. Code § 9-24-11-3.3; Ind. Code § 31-37-3-2; Ind. Code § 31-37-3-3.5

Iowa
Iowa Code § 321.180B

Kansas
Kan. Stat. Ann. § 8-2,100; Kan. Stat. Ann. § 8-2,101; Kan. Stat. Ann. § 8-235d; Kan. Stat. Ann. § 8-237; Kan. Stat. Ann. § 8-239; Kan. Stat. Ann. § 8-240

Kentucky
Ky. Rev. Stat. Ann. §186.410; Ky. Rev. Stat. Ann. § 186.450; Ky. Rev. Stat. Ann. § 186.452; Ky. Rev. Stat. Ann. §186.454

Louisiana
La. Rev. Stat. Ann § 32:405.1; La. Rev. Stat. Ann § 32:407; La. Rev. Stat. Ann § 32:408

Maine
Me. Rev. Stat. Ann. tit. 29-A, § 1251; Me. Rev. Stat. Ann. tit. 29-A, § 1304; Me. Rev. Stat. Ann. tit. 29-A, § 1311; Me. Rev. Stat. Ann. tit. 29-A, § 1351

Maryland
Md. Ann. Code, Transportation § 16-103; Md. Ann. Code, Transportation § 16-105; Md. Ann. Code, Transportation § 16-111; Md. Ann. Code, Transportation § 16-113; Md. Ann. Code, Transportation § 21-1123; MD Trans. 11.17.14.13

Massachusetts
Mass. Gen. Laws Ann. ch. 90, § 8; Mass. Gen. Laws Ann. ch. 90, § 8B

Michigan
Mich. Comp. Laws § 257.310e

Minnesota
Minn. Stat. § 171.04; Minn. Stat. § 171.05; Minn. Stat. § 171.055; Minn. Stat. § 609B.265

Mississippi
Miss. Code Ann. § 37-25-7; Miss. Code Ann. § 63-1-9; Miss. Code Ann. § 63-1-21; Miss. Reg. 16 000 001, DS Policy 2.006 (alternatively cited as Miss. Admin. Code 31-3-3:2.006)

Missouri
Mo. Rev. Stat. § 302.060; Mo. Rev. Stat. § 302.130; Mo. Rev. Stat. § 302.178

Montana
Mont. Code Ann. § 61-5-105; Mont. Code Ann. § 61-5-106; Mont. Code Ann. § 61-5-132; Mont. Code Ann. § 61-5-133; Mont. Admin. R. 10.13.313

Nebraska
Neb. Rev. Stat. § 60-480; Neb. Rev. Stat. § 60-4,118.05; Neb. Rev. Stat. § 60-4,120.01; Neb. Rev. Stat. § 60-4,123

Nevada
Nev. Stat. Ann. § 483.2521; Nev. Stat. Ann. § 483.2523; Nev. Stat. Ann. § 483.2525; Nev. Stat. Ann. § 483.280; Nev. Stat. Ann. § 484B.907

New Hampshire
N.H. Rev. Stat. Ann. § 263:14; N.H. Rev. Stat. § 263:16; N.H. Rev. Stat. § 263:17; N.H. Rev. Stat. Ann. § 263:19; N.H. Rev. Stat. Ann. § 263:25

New Jersey
N.J. Rev. Stat. § 39:3-10; N.J. Rev. Stat. § 39:3-13; N.J. Rev. Stat. § 39:3-13.4

New Mexico
N.M. Stat. Ann. § 66-5-5; N.M. Stat. Ann. § 66-5-8

New York
N.Y. Veh. & Traf. § 501; N.Y. Veh. & Traf. § 501-b; N.Y. Veh. & Traf. § 502; N.Y. Comp. Codes R. & Regs. tit. 15, § 1.5; N.Y. Comp. Codes R. & Regs. tit. 15, § 4.2; N.Y. Comp. Codes R. & Regs. tit. 15, § 4.4

North Carolina
N.C. Gen. Stat. § 20-11

North Dakota
N.D. Cent. Code § 39-06-03; N.D. Cent. Code § 39-06-04; N.D. Cent. Code § 39-06-17

Ohio
Ohio Rev. Code Ann. § 4507.05; Ohio Rev. Code Ann. § 4507.21 ; Ohio Rev. Code Ann. § 4507.071

Oklahoma
Okla. Stat. tit. 47, § 6-105; Okla. Admin. Code 595:10-1-5

Oregon
Or. Rev. Stat. § 807.060; Or. Rev. Stat. § 807.065; Or. Rev. Stat. § 807.122; Or. Rev. Stat. § 807.280

Pennsylvania
75 Pa. Cons. Stat. § 1503; 75 Pa. Cons. Stat. § 1505

Rhode Island
R.I. Gen. Laws § 31-10-3; R.I. Gen. Laws § 31-10-6; R.I. Gen. Laws § 31-10-20

South Carolina
S.C. Code Ann. § 56-1-40; S.C. Code Ann. § 56-1-50; S.C. Code Ann. § 56-1-175

South Dakota
S.D. Codified Laws § 32-12-11; S.D. Codified Laws § 32-12-12; S.D. Codified Laws § 32-12-17

Tennessee
Tenn. Code Ann. § 55-50-102; Tenn. Code Ann. § 55-50-311

Texas
Tex. Transp. Code Ann. § 521.201; Tex. Transp. Code Ann. § 521.203; Tex. Transp. Code Ann. § 521.204; Tex. Transp. Code Ann. § 521.222; Tex. Transp. Code Ann. § 545.424; Tex. Educ. Code Ann. § 1001.101; Tex. Admin. Code tit. 37, § 15.5

Utah
Utah Code Ann. § 41-8-2; Utah Code Ann. § 41-8-3; Utah Code Ann. § 53-3-204; Utah Code Ann. § 53-3-210.5; Utah Code Ann. § 53-3-211

Vermont
Vt. Stat. Ann. tit. 23, § 607; Vt. Stat. Ann. tit. 23, § 614; Vt. Stat. Ann. tit. 23, § 617; Vt. Stat. Ann. tit. 23, § 678

Virginia
Va. Code Ann. § 46.2-334; Va. Code Ann. § 46.2-334.01; Va. Code Ann. § 46.2-335; Va. Code Ann. § 46.2-335.2

Washington
Wash. Rev. Code § 46.20.055; Wash. Rev. Code § 46.20.075

West Virginia
W. Va. Code § 17B-2-3a; W. Va. Code § 17B-2-7

Wisconsin
Wis. Stat. § 343.06; Wis. Stat. § 343.07; Wis. Stat. § 343.085

Wyoming
Wyo. Stat. Ann. § 31-7-108; Wyo. Stat. Ann. § 31-7-110; Wyo. Stat. Ann. § 31-7-111

Home Delivery

Alabama
Ala.Code § 28-1-4; Ala.Code § 28-3A-25; Ala.Code § 28-4-111; Ala. Admin. Code r. 20-X-8-.04; Ala. Admin. Code r. 20-X-7-.08

Alaska
Alaska Stat. § 04.11.150; Alaska Stat. § 04.21.080; Alaska Stat. § 04.16.125; Alaska Admin. Code tit. 13, § 104.645

Arizona
Ariz. Rev. Stat. § 4-101; Ariz. Rev. Stat. § 4-203; Ariz. Admin. Code. R 19-1-221

Arkansas
Ark. Code. Ann. § 3-4-405; Ark. Admin. Reg. 006.02.1-1.6

California
Cal. Bus. & Prof. Code § 23004; Cal. Bus. & Prof. Code § 25605; Cal. Code Regs. tit 4, § 17

Colorado
Colo. Rev. Stat. § 12-46-107; Colo. Rev. Stat § 12-47-407; Colo. Rev. Stat § 12-47-408; 1 Colo. Code Regs. 203-2:47-426

Connecticut
Conn. Gen. Stat. § 30-1; Conn. Gen. Stat. § 30-19f; Conn. Agencies Regs. § 30-6-B20; Conn. Agencies Regs. § 30-6-B55

Delaware
Del. Code. Ann. tit. 4, § 101; Del. Code. Ann. tit. 4, § 526; Del. Code. Ann. tit. 4, § 716; Del. Code. Ann. tit. 4, § 717; 4 Del. Admin. Code 33

District of Columbia
D.C. Code Ann. § 25-101; D.C. Code Ann. § 25-112; D.C. Code Ann. § 25-722; D.C. Mun. Regs. tit. 23, § 705

Florida
Fla. Stat. ch. 561.01; Fla. Stat. ch. 561.14; Fla. Stat. ch. 561.57; Fla. Admin. Code r. 61A-1.013

Georgia
Ga. Code Ann. § 3-1-2; Ga. Comp. R. & Regs. r. 560-2-3-.03; Ga Comp. R. & Regs. r. 560-2-3-.09; Ga Comp. R. & Regs. r. 560-2-3-.10; Ga Comp. R. & Regs. r. 560-2-3-.14; Ga Comp. R. & Regs. r. 560-2-13-.02

Illinois
235 Ill. Comp. Stat. 5/1-3.05; 235 Ill. Comp. Stat. 5/5-1

Indiana
Ind. Code § 7.1-3-4-6; Ind. Code § 7.1-3-5-3; Ind. Code § 7.1-3-9-9; Ind. Code § 7.1-3-10-4; Ind. Code § 7.1-3-10-7; Ind. Code § 7.1-3-14-4; Ind. Code § 7.1-3-15-3

Iowa
Iowa Code § 123.46A; Iowa Admin. Code r. 185-4.33; Iowa Admin. Code r. 185-17.1; Iowa Admin. Code r. 185-17.5

Kentucky
Ky. Rev. Stat. Ann. § 243.240; Ky. Rev. Stat. Ann. § 243.250; Ky. Rev. Stat. Ann. § 244.350

Louisiana
La. Rev. Stat. Ann. § 26:359

Maryland
MD Code Ann, Art. 2B, § 12-301; MD Regs. Code Comp. Treas. 03.02.01.03

Massachusetts
Mass. Gen. Laws. ch. 138 § 15; Mass. Gen. Laws. ch. 138 § 22

Michigan
Mich. Comp. Laws § 436.1203; Mich. Admin. Code R. 436.1011; Mich. Admin. Code R. 436.1515; Mich. Admin. Code R. 436.1527

Minnesota
Minn. R. 7515.0580

Nebraska
Neb. Rev. St. § 53-103.02; Neb. Rev. St. § 53-103.36; Neb. Rev. St. § 53-123.04; 237 Neb. Admin. Code ch. 6, § 019

New Hampshire
N.H. Rev. Stat. § 175:1; N.H. Code Admin. R. Liq 404.04

New Jersey
N.J. Rev. Stat. § 33:1-1; N.J. Rev. Stat. § 33:1-12; N.J. Rev. Stat. § 33:1-28; N.J. Admin Code tit. 13, § 13:2-20.2; N.J. Admin Code tit. 13, § 13:2-20.3

New York
N.Y. Alco. Bev. Cont. § 3; N.Y. Alco. Bev. Cont. § 53-a; N.Y. Alco. Bev. Cont. § 100; N.Y. Alco. Bev. Cont. § 102; N.Y. Alco. Bev. Cont. § 105; N.Y. Alco. Bev. Cont. § 116; N.Y. Comp. Codes R. & Regs. tit. 9, § 67.1

North Carolina
N.C. Gen. Stat. § 18B-1001; N.C. Gen. Stat. § 18B-904

Oklahoma
Okla. Stat. tit. 37, § 505; Okla. Stat. tit. 37, § 534

Oregon
Or. Rev. Stat. § 471.305; Or. Rev. Stat. § 471.186; Or. Admin. R. 845-005-0420; Or. Admin. R. 845-005-0424; Or. Admin. R. 845-006-0396

Rhode Island
R.I. Gen. Laws § 3-1-1; R.I. Gen. Laws § 3-7-1; R.I. Gen. Laws § 3-7-3; R.I. Code 11-4-8:4, Rule 10

South Dakota
S.D. Codified Laws § 35-4-66; S.D. Codified Laws § 35-4-74

Tennessee
Tenn. Comp. R. & Regs. 0100-03-.10

Texas
Tex. Alco. Bev. Code § 1.04; Tex. Alco. Bev. Code § 22.01; Tex. Alco. Bev. Code § 22.03; Tex. Alco. Bev. Code § 24.03; Tex. Alco. Bev. Code § 43.03; Tex. Alco. Bev. Code § 43.05; Tex. Admin. Code tit. 16 § 35.3

Utah
Utah Code Ann. § 32B-4-401; Utah Code Ann. § 32B-4-602

Virginia
Va. Code Ann. § 4.1-212.1; 3 Va. Admin. Code 5-70-225

Washington
Wash. Admin. Code 314-01-005; Wash. Admin. Code 314-02-100; Wash. Admin. Code 314-03-020

West Virginia
W. Va. Code, § 60-8-6; W. Va. Code, § 60-3A-25; W. Va. Code St. R. § 175-4-2

Wisconsin
Wis. Stat. § 125.02; Wis. Stat. § 125.51; Wis. Stat. § 125.272; Wis. Stat. § 125.30

Outlet Siting

Alabama
Ala. Code § 28-3-1; Ala. Code § 28-3-17

California
Cal. Bus. & Prof. Code § 23006; Cal. Penal Code § 172a

Colorado
Co. Rev. Stat. § 12-47-103; Co. Rev. Stat. § 12-47-309; Co. Rev. Stat. § 12-47-313; 1 Colo. Code Regs. 203-2:47-326

Connecticut
Conn. Gen. Stat. § 30-20a

District of Columbia
D.C. Code Ann. § 25-314; D.C. Mun. Regs. tit. 23, § 101; D.C. Mun. Regs. tit. 23, § 302

Georgia
Ga. Code Ann. § 3-3-21

Idaho
IDAPA 08.01.08.100 100

Kansas
Kan. Stat. Ann. § 41-102; Kan. Stat. Ann. § 41-301; Kan. Stat. Ann. § 41-303; Kan. Stat. Ann. § 41-304; Kan. Stat. Ann. § 41-710

Maine
Me. Rev. Stat. Ann. tit. 28-A § 2; Me. Rev. Stat. Ann. tit. 28-A § 351; Me. Rev. Stat. Ann. tit. 28-A § 701.

Mississippi
Miss. Code Ann. § 67-1-5; Miss. Code Ann. § 67-1-37

Montana
MCA 16-3-306

Nebraska
Neb. Rev. Stat. § 53-103.02; NeNeb. Rev. Stat. § 53-103.36; Neb. Rev. Stat. § 53-177.01; Neb. Admin. R. & Regs. tit. 237, Ch. 2, § 012

New Mexico
N.M. Stat. Ann. § 60-3A-3; N.M. Stat. Ann. § 60-6B-10; N.M. Admin. Code 15.10.2.2; N.M. Admin. Code 15.10.2.7; N.M. Admin. Code 15.10.32.8

North Carolina
N.C. Gen. Stat. § 18B-101; N.C. Gen. Stat. § 18B-1006; N.C. Gen. Stat. § 160A-480.2.

Oklahoma
Okla. Stat. tit. 11, § 39-103.1; Okla. Stat. tit. 37, § 506; Okla. Stat. tit. 37, § 518.3; Okla. Stat. tit. 37, § 163.2; Okla. Stat. tit. 37, § 163.27; Okla. Admin. Code 45:10-1-2; Okla. Admin. Code 45:10-3-32

South Dakota
S.D. Codified Laws § 35-1-1; S.D. Codified Laws § 35-2-6.1

West Virginia
W. Va. Code § 11-16-3; W. Va. Code § 11-16-8; W. Va. Code § 11-16-9; W. Va. Code § 11-16-18; W. Va. Code St. R. § 176-1-3

Retailer Interstate Shipments

Alabama
Ala. Code § 28-1-4; Ala.Code § 28-3-1; Ala. Admin. Code r. 20-X-8-.03; Ala. Admin. Code r. 20-X-8-.04

Alaska
Alaska Stat. § 04.11.010; Alaska Stat. § 04.11.140; Alaska Stat. § 04.11.491; Alaska Stat. § 04.16.125; Alaska Admin. Code tit. 13, § 104.640

Arizona
Ariz. Rev. Stat. § 4-203.04' Ariz. Admin. Code R19-1-204; Ariz. Admin. Code R19-1-221

Arkansas
Ark. Code Ann. § 3-7-106

California
Cal. Bus. & Prof. Code § 23393.5; Cal. Bus. & Prof. Code § 23661; Cal. Bus. & Prof. Code § 23661.2

Colorado
Col. Rev. Stat. § 12-47-104; Col. Rev. Stat. § 12-47-901

Connecticut
Conn. Gen. Stat. § 30-18; Conn. Gen. Stat. § 30-19f

Delaware
Del. Code Ann. tit. 4, § 526, 4 Del. Admin. Code 77

District of Columbia
D.C. Code Ann. § 25-772

Florida
Fla. Stat. Ann. § 561.14; Fla. Stat. Ann. § 561.54; Fla. Stat. Ann. § 561.545; Fla. Stat. Ann. § 564.02

Georgia
Ga. Code Ann., § 3-1-2; Ga. Code Ann. § 3-3-31; Ga. Code Ann. § 3-3-32; Ga. Code Ann. § 3-6-30; Ga. Code Ann. § 3-6-31

Hawaii
Haw. Rev. Stat. § 281-31; Haw. Rev. Stat. § 281-33.1; Haw. Rev. Stat. § 281-33.6

Idaho
Idaho Code § 23-1309; Idaho Code § 23-1309A

Illinois
235 Ill. Comp. Stat. 5/5-1; 235 Ill. Comp. Stat. 5/6-8; 235 Ill. Comp. Stat. 5/6-16; 235 Ill. Comp. Stat. 5/6-17.2; 235 Ill. Comp. Stat. 5/6-29; 235 Ill. Comp. Stat. 5/6-29.1; 235 Ill. Comp. Stat. 5/8-12; Ill Admin. Code tit. 86, § 420.100

Indiana
Ind. Code § 7.1-3-26-7; Ind. Code § 7.1-5-10-5; Ind. Code § 7.1-5-10-7; Ind. Code § 7.1-5-11-1.5

Iowa
Iowa Code § 123.187; Iowa Code §123.22

Kansas
Kan. Stat. Ann. § 41-104; Kan. Stat. Ann. § 41-350; Kan. Admin. Regs 14-11-22; Kan. Admin. Regs 14-11-23

Kentucky
Ky. Rev. Stat. Ann. § 244.165

Louisiana
LSA-R.S. 26:359; LSA-R.S. 26:142; La. Admin Code tit. 61, pt. I § 201

Maine
28-A M.R.S.A. § 1403-A; 28-A M.R.S.A. § 2075; 28-A M.R.S.A. § 2077; 28-A M.R.S.A. § 2077-B

Maryland
MD Code, Art. 2B, § 1-102; MD Code, Art. 2B, § 16-506.1

Massachusetts
Mass. Gen. Laws. ch. 138 § 2; Mass. Gen. Laws ch. 138 § 19F; Mass. Gen. Laws ch. 138 § 22; Mass. Regs. Code tit. 830, § 62C.25.1

Michigan
M.C.L.A. 436.1105; M.C.L.A. 436.1203

Minnesota
M.S.A. § 340A.3021

Mississippi
Miss. Code Ann. § 27-71-3; Miss. Code Ann. § 27-71-315; Miss. Code Ann. § 67-1-5; Miss. Code Ann. § 67-1-41

Missouri
Mo. Rev. Stat. § 311.185; Mo. Rev. Stat. § 311.462; Mo. Rev. Stat. § 311.050

Montana
MCA 16-3-101

Nebraska
Neb. Rev. St. § 53-103.02; Neb. Rev. St. § 53-123.15; Neb. Rev. St. § 53-194.03

Nevada
Nev. Rev. Stat. § 369.030; Nev. Rev. Stat. § 369.040; Nev. Rev. Stat. § 369.180; Nev. Rev. Stat. § 369.388; Nev. Rev. Stat. § 369.390; Nev. Rev. Stat. § 369.450; Nev. Rev. Stat. § 369.490; Nev. Rev. Stat. § 597.210

New Hampshire
N.H. Rev. Stat. § 178:27

New Jersey

New Mexico
N. M. S. A. 1978, § 60-7A-3

New York
N.Y. Alco. Bev. Cont. § 102

North Carolina
N.C. Gen. Stat. § 18B-102.1; N.C. Gen. Stat. § 18B-109

North Dakota
N.D. Cent. Code § 5-01-16

Ohio
Ohio Rev. Code Ann. § 4303.232

Oklahoma
Okla. Stat. tit. 37, § 163.26; Okla. Stat. tit. 37, § 505; Okla. Stat. tit. 37, § 521

Oregon
Or. Rev. Stat. § 471.282; Or. Rev. Stat. § 471.405; Or. Admin. R. 845-005-0417; Or. Admin. R. 845-015-0141

Pennsylvania
47 Pa. Cons. Stat. § 1-102; 47 Pa. Cons. Stat. § 4-488; 47 Pa. Cons. Stat. § 4-491; 47 Pa. Cons. Stat. § 4-492

Rhode Island
Gen. Laws 1956, § 3-1-1; Gen. Laws 1956, § 3-4-8

South Carolina
S.C. Code Ann. § 61-2-175; S.C. Code Ann. § 61-4-747

South Dakota
S.D. Codified Laws § 35-1-1; S.D. Codified Laws § 35-1-4; S.D. Codified Laws § 35-1-5; S.D. Codified Laws § 35-4-1; S.D. Codified Laws § 35-4-66; S.D. Codified Laws § 35-4-67; S.D. Codified Laws § 35-4-74; S.D. Codified Laws § 35-12A-1; S.D. Codified Laws § 35-12A-5

Tennessee
Tenn. Code Ann. § 57-3-204; Tenn. Code Ann. § 57-3-217; Tenn. Code Ann. § 57-3-402; Tenn. Code Ann. § 57-3-605; Tenn. Code Ann. § 57-5-408; Tenn. Comp. R. & Regs. 0100-03-.10

Texas
Tex. Alco. Bev. Code § 1.04; Tex. Alco. Bev. Code § 6.01; Tex. Alco. Bev. Code § 11.01; Tex. Alco. Bev. Code § 22.01; Tex. Alco. Bev. Code § 22.03; Tex. Alco. Bev. Code § 24.03; Tex. Alco. Bev. Code § 37.01; Tex. Alco. Bev. Code § 37.07; Tex. Alco. Bev. Code § 54.12; Tex. Alco. Bev. Code § 107.06

Utah
Utah Code Ann. § 32B-4-401; Utah Code Ann. § 32B-4-602

Vermont
Vt. Stat. Ann. tit. 7, § 63; Vt. Admin. Code 14-1-3

Virginia
VA Code Ann. § 4.1-207; Va. Code Ann. § 4.1-209.1; Va. Code Ann. § 4.1-212.1; Va. Code Ann. § 4.1-310; 3 VAC 5-70-220; 3 Va. Admin. Code 5-70-225

Washington
Wash. Rev. Code § 66.28.035; Wash. Admin. Code 314-03-020

West Virginia
W. Va. Code, § 60-8-6; W. Va. Code, § 60-8-6a; W. Va. Code St. R. § 175-4-2

Wisconsin
Wis. Stat. § 125.02; Wis. Stat. § 125.04; Wis. Stat. § 125.272; Wis. Stat. § 125.30; Wis. Stat. § 125.51; Wis. Stat. § 125.535; Wis. Stat. § 125.68; Wis. Admin. Code s Tax 8.35

Wyoming
Wyo. Sta. Ann § 12-1-101; Wyo. Stat. Ann. § 12-2-204; Wyo. Stat. Ann. § 12-2-301

Social Host Liability

Alabama
Ala. Code § 6-5-71; *Martin v. Watts*, 513 So. 2d 958 (Ala. 1987), also reported at 508 So. 2d 1136

Alaska
Alaska Stat. § 04.21.020; *Chokwak v. Worley*, 912 P.2d 1248 (Alaska 1996)

Arizona
Ariz. Rev. Stat. § 4-301*; Estate of Hernandez v. Flavio*, 930 P.2d 1309 (Ariz. 1997); *Knoell v. Cerkvenik-Anderson Travel Inc*., 917 P.2d 689 (Ariz. 1996); *Young v. DFW Corp*., 908 P.2d 1 (Ariz. Ct. App. 1995)

Arkansas
Ark. Code § 16-126-105; Ark. Code § 16-126-106; *Archer v. Sigma Tau Gamma Alpha Epsilson, Inc*., 2010 Ark. 8, 2010 WL 129774 (Ark. 2010); *Alpha Zeta Chapter of Pi Kappa Alpha Fraternity v. Sullivan*, 740 S.W.2d 127 (Ark. 1987)

California
Cal. Civ. Code § 1714

Colorado
Colo. Rev. Stat. § 12-47-801; *Charlton v. Kimata*, 815 P.2d 946 (Colo. 1991); *Gonzalez. v. Yancey*, 939 P.2d 525 (Colo. Ct. App. 1997)

Connecticut
Bohan v. Last, 674 A. 2d 839 (Conn. 1996); *Ely v. Murphy*, 540 A. 2d 54 (Conn. 1988); *Pike v. Bugbee*, 974 A.2d 743 (Conn. App. Ct. 2009)

Delaware
Shea v. Matassa, 918 A.2d 1090 (Del. Super. Ct. 2007)

District of Columbia
Wadley v. Aspillaga, 163 F. Supp. 2d 1 (D.D.C. 2001), aff'd, *Wadley v. Int'l Telcoms. Satellite Org*., 82 Fed. Appx. 227 (D.C. Cir. 2003)

Florida
Bankston v. Brennan, 507 So. 2d 1385 (Fla. 1987); *Trainor v. Estate of Hanson*, 740 So. 2d 1201 (Fla. Ct. App. 1999)

Georgia
Ga. Code Ann. § 51-1-40; *Riley v. H&H Operations, Inc*., 436 S.E.2d 659 (Ga.1993)

Hawaii
Haw. Rev. Stat. § 663-41; *Faulk v. Suzuki Motor Co., Ltd*., 851 P.2d 332 (Haw. Ct. App. 1993)

Idaho
Idaho Code § 23-808; *Slade v. Smith's Management Corp*., 808 P.2d 401 (Idaho 1991)

Illinois
Wakulich v. Mraz, 785 N.E.2d 843 (Ill. 2003); *Charles v. Seigfried*, 651 N.E.2d 154 (Ill. 1995)

Indiana
Ind. Code § 7.1-5-10-15.5; *Culver v. McRoberts*, 192 F.3d 1095 (7th Cir. 1999)

Iowa
Iowa Code § 123.92; § 123.49; *Brenneman v. Stuelke* 654 N.W.2d 507 (Iowa 2002)

Kansas
Bland v. Scott, 112 P.3d 941 (Kan. 2005)

Kentucky
Estate of Vosnick v. RRJC, Inc., 225 F. Supp. 2d 737 (E.D. Ky. 2002)

Louisiana
La. Rev. Stat. Ann. § 9:2800.1; *Gresham v. Davenport*, 537 So. 2d 1144 (La.1989); *Garcia on Behalf of Garcia v. Jennings*, 427 So .2d 1329 (La. Ct. App. 1983)

Maine
Me. Rev. Stat. Ann. tit. 28-A, § 2503; Me. Rev. Stat. Ann. tit. 28-A § 2505; Me. Rev. Stat. Ann. tit. 28-A, § 2506; Me. Rev. Stat. Ann. tit. 28-A, § 2507; Me. Rev. Stat. Ann. tit. 28-A, § 2508; Me. Rev. Stat. Ann. tit. 28-A, § 2509; Me. Rev. Stat. Ann. tit. 28-A, § 2511; Me. Rev. Stat. Ann. tit. 28-A, § 2515; *Jackson v. Tedd-Lait Post No. 5*, 723 A.2d 1220 (Me. 1999)

Maryland
Hebb v. Walker, 536 A.2d 113 (Md. Spec. Ct. App. 1988)

Massachusetts
McGuiggan v. New England Telephone & Telegraph Co., 496 N.E.2d 141 (Mass. 1986); *O'Flynn v. Powers*, 646 N.E.2d 1091 (Mass. 1995); *Makynen v. Mustakangas*, 655 N.E.2d 1284 (Mass. App. Ct.), review denied, 657 N.E.2d 1273 (Mass. 1995)

Michigan
Longstreth v. Gensel, 377 N.W.2d 804 (Mich. 1985)

Minnesota
Minn. Stat. § 340A.90; Minn. Stat. § 340A.801; Minn. Stat. § 340A.503

Mississippi
Miss. Code Ann. § 67-3-73

Missouri
Andres v. Alpha Kappa Lambda Fraternity, 730 S.W.2d 547 (Mo. 1987); *Ritchie v. Goodman*. 161 S.W.3d 851 (Mo. Ct. App. 2005), transfer denied (Mo. May 31, 2005)

Montana
Mont. Code Ann. § 27-1-710

Nebraska
Neb. Rev. Stat. § 53-401; Neb. Rev. Stat. § 53-402; Neb. Rev. Stat. § 53-403; Neb. Rev. Stat. § 53-404; Neb. Rev. Stat. § 53-405; Neb. Rev. Stat. § 53-406; Neb. Rev. Stat. § 53-407; Neb. Rev. Stat. § 53-408; *Pelzek v. American Legion*, 463 N.W.2d 321 (Neb. 1990)

Nevada
Nev. Rev. Stat. § 41.1305; *Hinegardner v. Marcor Resorts*, L.P.V., 844 P.2d 800 (Nev.1992)

New Hampshire
Hickingbotham v. Burke, 662 A.2d 297 (N.H. 1995)

New Jersey
Componile v. Maybee, 641 A.2d 1143 (N.J. Super. Ct. Law. Div. 1994); *Linn v. Rand*, 356 A.2d 15 (N.J. Super. Ct. App. Div. 1976); *A.B. v. Johnson*, Civ. Action No. 08-cv-5247, 2010 WL 5441650 (D.N.J., Dec. 23, 2010)

New Mexico
N.M. Stat. Ann. § 41-11-1; *Trujillo v. City of Albuquerque*, 965 P.2d 305 (N.M. 1998)

New York
N.Y. Gen. Oblig. Law § 11-100

North Carolina
Camalier v. Jeffries, 460 S.E.2d 133 (N.C. 1995); *Hart v. Ivey*, 420 S.E.2d 174 (N.C. 1992)

North Dakota
N.D. Cent. Code § 5-01-06.1; N.D. Cent. Code § 32-21-02

Ohio
Mitseff v. Wheeler, 526 N.E.2d 798 (Ohio 1988); *Williams v. Veterans of Foreign Wars*, 650 N.E.2d 175 (Ohio Ct. App. 1994); Ohio Rev. Code § 4301.69

Oklahoma
Teel v. Warren, 22 P.3d 234 (Okla. Civ. App Ct. 2001)

Oregon
Or. Rev. Stat. § 471.567

Pennsylvania
Congini v. Portersville Valve Co., 470 A.2d 515 (Pa. 1983)

South Carolina
Marcum v. Bowden, 643 S.E.2d 85 (S.C. 2007)

South Dakota
S.D. Codified Laws § 35-11-1; S.D. Codified Laws § 35-11-2

Tennessee
Tenn. Code Ann. § 57-10-101; *Biscan v. Brown*, 160 S.W.3d 462 (Tenn. 2005)

Texas
Tex. Alco. Bev. Code Ann. § 2.02; *Dorris v. Price*, 22 S.W.3d 42 (Tex. Ct. App. 2000)

Utah
Utah Code Ann. § 32B-15-201; Utah Code Ann. § 32B-15-301; *Gilger v. Hernandez*, 997 P.2d 305 (Utah 2000)

Vermont
Vt. Stat. Ann. tit. 7, § 501; *Winney v. Ransom & Hastings, Inc.*, 542 A.2d 269 (Vt. 1988)

Virginia
Robinson v. Matt Mary Moran, Inc., 525 S.E.2d 559 (Va. 2000); *Williamson v. Old Brogue, Inc.*, 350 S.E.2d 621 (Va. 1986)

Washington
Reynolds v. Hicks, 951 P.2d 761 (Wash. 1998); *Crowe v. Gaston*, 951 P.2d 1118 (Wash. 1998)

West Virginia
Overbaugh v. McCutcheon, 396 S.E.2d 153 (W.Va. 1990)

Wisconsin
Wis. Stat. § 125.035; *Nichols v. Progressive Northern Ins. Co.*, 746 N.W.2d 220 (Wis. 2008)

Wyoming
Daniels v. Carpenter, 62 P.3d 555 (Wyo. 2003)

Alcohol Tax

Alabama
Beer: Ala. Code § 28-3-1; Ala. Code § 28-3-184; Ala. Code § 28-3-190

Alaska
Beer: Alaska Stat. § 04.21.080; Alaska Stat. § 43.60.010
Wine: Alaska Stat. § 04.21.080; Alaska Stat. § 43.60.010
Spirits: Alaska Stat. § 04.21.080; Alaska Stat. § 43.60.010

Arizona
Beer: Ariz. Rev. Stat. § 42-3001; Ariz. Rev. Stat. § 42-3052
Wine: Ariz. Rev. Stat. § 42-3001; Ariz. Rev. Stat. § 42-3052
Spirits: Ariz. Rev. Stat. § 42-3001; Ariz. Rev. Stat. § 42-3052

Arkansas
Beer: Ark. Code Ann. § 3-1-102; Ark. Code Ann. §3-7-104; Ark. Code Ann. § 3-7-111; Ark. Code Ann. § 3-7-201
Wine: Ark. Code Ann. § 3-7-104; Ark. Code Ann. § 3-9-223; Ark. Admin. Code § 006 05 009, Rule GR-26
Spirits: Ark. Code Ann. § 3-1-102; Ark. Code Ann. § 3-7-104; Ark. Code Ann. § 3-7-201; Ark. Code Ann. § 3-9-202; Ark. Code Ann. § 3-9-213; Ark. Admin. Code § 006 05 009, Rule GR-26

California
Beer: Cal. Bus. & Prof. Code § 23004; Cal. Bus. & Prof. Code § 23006; Cal. Rev. & Tax. Code § 32151; Cal. Rev. & Tax. Code § 32220
Wine: Cal. Bus. & Prof. Code § 23004; Cal. Bus. & Prof. Code § 23007; Cal. Rev. & Tax. Code § 32151; Cal. Rev. & Tax. Code § 32220
Spirits: Cal. Bus. & Prof. Code § 23004; Cal. Rev. & Tax. Code § 32220; Cal. Rev. & Tax. Code § 32201

Colorado
Beer: Colo. Rev. Stat. § 12-47-103; Colo. Rev. Stat. § 12-47-503.
Wine: Colo. Rev. Stat. § 12-47-103; Colo. Rev. Stat. § 12-47-503
Spirits: Colo. Rev. Stat. § 12-47-103; Colo. Rev. Stat. § 12-47-503

Connecticut
Beer: Conn. Gen. Stat. § 12-433; Conn. Gen. Stat. § 12-435
Wine: Conn. Gen. Stat. § 12-433; Conn. Gen. Stat. § 12-435
Spirits: Conn. Gen. Stat. § 12-433; Conn. Gen. Stat. § 12-435

Delaware
Beer: Del. Code Ann. tit. 4, § 101; Del. Code Ann. tit. 4, § 581
Wine: Del. Code Ann. tit. 4, § 101; Del. Code Ann. tit. 4, § 581
Spirits: Del. Code Ann. tit. 4, § 101; Del. Code Ann. tit. 4, § 581; 4 Del. Admin. Code 76

District of Columbia
Beer: D.C. Code Ann. § 25-101; D.C. Code Ann. § 25-902; D.C. Code Ann. § 47-2002; D.C. Code Ann. § 47-2002.02
Wine: D.C. Code Ann. § 25-101; D.C. Code Ann. § 25-901; D.C. Code Ann. § 47-2002; D.C. Code Ann. § 47-2002.02
Spirits: D.C. Code Ann. § 25-101; D.C. Code Ann. § 25-901; D.C. Code Ann. § 47-2002; D.C. Code Ann. § 47-2002.02

Florida
Beer: Fla. Stat. Ann. § 563.05

Wine: Fla. Stat. Ann. § 564.06
Spirits: Fla. Stat. Ann. § 564.06; Fla. Stat. Ann. § 565.12

Georgia
Beer: Ga. Code Ann., § 3-1-2; Ga. Code Ann., § 3-5-60; Ga. Code Ann., § 3-5-80
Wine: Ga. Code Ann., § 3-1-2; Ga. Code Ann., § 3-6-1; Ga. Code Ann., § 3-6-50
Spirits: Ga. Code Ann., § 3-1-2; Ga. Code Ann., § 3-4-60; Ga. Code Ann., § 3-7-60

Hawaii
Beer: Haw. Rev. Stat. § 244D-1; Haw. Rev. Stat. § 244D-4
Wine: Haw. Rev. Stat. § 244D-1; Haw. Rev. Stat. § 244D-4
Spirits: Haw. Rev. Stat. § 244D-1; Haw. Rev. Stat. § 244D-4

Idaho
Beer: Idaho Code s. 23-1002; Idaho Code s. 23-1008; Idaho Code s. 23-1319; Idaho Admin. Code s. 35.01.09.011

Illinois
Beer: 235 Ill. Comp. Stat. 5/1-3.04; 235 Ill. Comp. Stat. 5/8-1
Wine: 235 Ill. Comp. Stat. 5/1-3.03; 235 Ill. Comp. Stat. 5/8-1
Spirits: 235 Ill. Comp. Stat. 5/1-3.02; 235 Ill. Comp. Stat. 5/8-1; Ill. Admin. Code tit. 86, s. 420.10

Indiana
Beer: Ind. Code § 7.1-1-3-5; Ind. Code § 7.1-1-3-6; Ind. Code § 7.1-4-2-1
Wine: Ind. Code § 7.1-1-3-49; Ind. Code § 7.1-1-3-5; Ind. Code § 7.1-4-4-1; Ind. Code § 7.1-4-4-2
Spirits: Ind. Code § 7.1-1-3-21; Ind. Code § 7.1-4-3-1; Ind. Code § 7.1-4-4-2

Iowa
Beer: Iowa Code § 123.130; Iowa Code § 123.136; Iowa Code § 123.3
Wine: Iowa Code § 123.177; Iowa Code § 123.183; Iowa Code § 123.3

Kansas
Beer: Kan. Stat. Ann. § 41-102; Kan. Stat. Ann. § 41-501; Kan. Stat. Ann. § 79-4101; Kan. Stat. Ann. § 41-2601; Kan. Stat. Ann. § 41-2701; Kan. Stat. Ann. § 79-41a01; Kan. Stat. Ann. § 79-41a02; Kan. Admin. Regs. § 92-24-12
Wine: Kan. Stat. Ann. § 41-102; Kan. Stat. Ann. § 41-501; Kan. Stat. Ann. § 79-4101; Kan. Stat. Ann. § 79-41a01; Kan. Stat. Ann. § 79-41a02; Kan. Admin. Regs. § 92-24-12
Spirits: Kan. Stat. Ann. § 41-102; Kan. Stat. Ann. § 41-501; Kan. Stat. Ann. § 79-4101; Kan. Stat. Ann. § 79-41a01; Kan. Stat. Ann. § 79-41a02; Kan. Admin. Regs. § 92-24-12

Kentucky
Beer: Ky. Rev. Stat. Ann. § 241.010; Ky. Rev. Stat. Ann. § 243.720; Ky. Rev. Stat. Ann. § 243.884; Ky. Rev. Stat. Ann. § 139.310; Ky. Rev. Stat. Ann. § 139.340
Wine: Ky. Rev. Stat. Ann. § 241.010; Ky. Rev. Stat. Ann. § 243.720; Ky. Rev. Stat. Ann. § 243.884; Ky. Rev. Stat. Ann. § 139.310; Ky. Rev. Stat. Ann. § 139.340

Spirits: Ky. Rev. Stat. Ann. § 241.010; Ky. Rev. Stat. Ann. § 243.720; Ky. Rev. Stat. Ann. § 243.884; Ky. Rev. Stat. Ann. § 139.310; Ky. Rev. Stat. Ann. § 139.340

Louisiana
Beer: La. Rev. Stat. Ann. § 26:241; La. Rev. Stat. Ann. § 26:341
Wine: La. Rev. Stat. Ann. § 26:241; La. Rev. Stat. Ann. § 26:341; La. Rev. Stat. Ann. § 26:342
Spirits: La. Rev. Stat. Ann. § 26:241; La. Rev. Stat. Ann. § 26:341

Maine
Beer: Me. Rev. Stat. Ann. tit. 28-A, § 2; Me. Rev. Stat. Ann. tit. 28-A, § 1652; Me. Rev. Stat. Ann. tit. 28-A, §1703; Me. Rev. Stat. Ann. tit. 36, § 1811; Me. Rev. Stat. Ann. tit. 28-A, § 1051

Maryland
Beer: Md. Code Ann., Tax-Gen. § 5-101; Md. Code Ann., Tax-Gen. § 5-105
Wine: Md. Code Ann., Tax-Gen. § 5-101; Md. Code Ann., Tax-Gen. § 5-105
Spirits: Md. Code Ann., Tax-Gen. § 5-101; Md. Code Ann., Tax-Gen. § 5-105

Massachusetts
Beer: Mass. Gen. Laws ch. 138, § 1; Mass. Gen. Laws ch. 138, § 12; Mass. Gen. Laws ch. 138, § 21; Mass. Gen. Laws ch. 63A, § 1
Wine: Mass. Gen. Laws ch. 138, § 1; Mass. Gen. Laws ch. 138, § 12; Mass. Gen. Laws ch. 138, § 21; Mass. Gen. Laws ch. 63A, § 1
Spirits: Mass. Gen. Laws ch. 138, § 1; Mass. Gen. Laws ch. 138, § 12; Mass. Gen. Laws ch. 138, § 21; Mass. Gen. Laws ch. 63A, § 1

Michigan
Beer: Mich. Comp. Laws § 436.1105; Mich. Comp. Laws § 436.1409
Wine: Mich. Comp. Laws § 436.1105; Mich. Comp. Laws § 436.1113; Mich. Comp. Laws § 436.1301

Minnesota
Beer: Minn. Stat. § 295.75; Minn. Stat. § 297A.62; Minn. Stat. § 297G.01; Minn. Stat. § 297G.04; Minn. Stat. § 340A.101
Wine: Minn. Stat. § 295.75; Minn. Stat. § 297A.62; Minn. Stat. § 297G.01; Minn. Stat. § 297G.04; Minn. Stat. § 340A.101
Spirits: Minn. Stat. § 295.75; Minn. Stat. § 297A.62; Minn. Stat. § 297G.01; Minn. Stat. § 297G.04; Minn. Stat. § 340A.101

Mississippi
Beer: Miss. Code Ann. § 27-71-301; Miss. Code Ann. § 27-71-307

Missouri
Beer: Mo. Rev. Stat. § 311.020; Mo. Rev. Stat. § 311.490; Mo. Rev. Stat. § 311.520; 11 Mo. Code of State Regulations 70-2.080
Wine: Mo. Rev. Stat. § 311.020; Mo. Rev. Stat. § 311.550; Mo. Rev. Stat. § 311.554; 11 Mo. Code of State Regulations 70-2.010

Spirits: Mo. Rev. Stat. § 311.020; Mo. Rev. Stat. § 311.550

Montana
Beer: Mont. Code Ann. § 16-1-102; Mont. Code Ann. § 16-1-106; Mont. Code Ann. § 16-1-406

Nebraska
Beer: Neb. Rev. Stat. § 53-103; Neb. Rev. Stat. § 53-160
Wine: Neb. Rev. Stat. § 53-103; Neb. Rev. Stat. § 53-160
Spirits: Neb. Rev. Stat. § 53-103; Neb. Rev. Stat. § 53-160

Nevada
Beer: Nev. Rev. Stat. § 369.010; Nev. Rev. Stat. § 369.040; Nev. Rev. Stat. § 369.330
Wine: Nev. Rev. Stat. § 369.040; Nev. Rev. Stat. § 369.140; Nev. Rev. Stat. § 369.330; Nev. Rev. Stat. § 369.370
Spirits: Nev. Rev. Stat. § 369.040; Nev. Rev. Stat. § 369.140; Nev. Rev. Stat. § 369.330; Nev. Rev. Stat. § 369.333; Nev. Rev. Stat. § 369.370

New Hampshire
Beer: N.H. Rev. Stat. Ann. § 175:1; N.H. Rev. Stat. Ann. § 178:26; N.H. Code Admin. R. Liq 506.11

New Jersey
Beer: N.J. Rev. Stat. § 54:41-2; N.J. Rev. Stat. § 54:43-1; N.J. Admin. Code tit. 18, § 18:3-2.1
Wine: N.J. Rev. Stat. § 54:41-2, N.J. Rev. Stat. § 54:43-1; N.J. Admin. Code tit. 18, § 18:3-2.1
Spirits: N.J. Rev. Stat. § 54:41-2, N.J. Rev. Stat. § 54:43-1; N.J. Admin. Code tit. 18, § 18:3-2.1

New Mexico
Beer: N.M. Stat. Ann. § 7-17-2; N.M. Stat. Ann. § 7-17-5
Wine: N.M. Stat. Ann. § 7-17-2; N.M. Stat. Ann. § 7-17-5
Spirits: N.M. Stat. Ann. § 7-17-2; N.M. Stat. Ann. § 7-17-5

New York
Beer: N.Y. Tax § 420; N.Y. Tax § 424
Wine: N.Y. Tax § 420; N.Y. Tax § 424
Spirits: N.Y. Tax § 420; N.Y. Tax § 424

North Carolina
Beer: N.C. Gen. Stat. § 18B-101; N.C. Gen. Stat. § 105-113.68; N.C. Gen. Stat. § 105-113.80
Wine: N.C. Gen. Stat. § 18B-101; N.C. Gen. Stat. § 105-113.68; N.C. Gen. Stat. § 105-113.80

North Dakota
Beer: N.D. Cent. Code § 5-01-01; N.D. Cent. Code § 5-03-07; N.D. Cent. Code § 57-39.6-01; N.D. Cent. Code § 57-39.6-02; N.D. Cent. Code § 57-39.6-03
Wine: N.D. Cent. Code § 5-01-01; N.D. Cent. Code § 5-03-07, N.D. Cent. Code § 57-39.6-01; N.D. Cent. Code § 57-39.6-02; N.D. Cent. Code § 57-39.6-03

Spirits: N.D. Cent. Code § 5-01-01; N.D. Cent. Code § 5-03-07; N.D. Cent. Code § 57-39.6-01; N.D. Cent. Code § 57-39.6-02; N.D. Cent. Code § 57-39.6-03

Ohio
Beer: Ohio Rev. Code Ann. § 4301.01; Ohio Rev. Code Ann. § 4301.42; Ohio Rev. Code Ann. § 4305.01; Ohio Admin. Code § 5703-17-01
Wine: Ohio Rev. Code Ann. § 4301.01; Ohio Rev. Code Ann. § 4301.43; Ohio Rev. Code Ann. § 4301.432

Oklahoma
Beer: Okla. Stat. tit. 37, § 506; Okla. Stat. tit. 37, § 542; Okla. Stat. tit. 37, § 553; Okla. Admin. Code § 710:20-1-2; Okla. Admin. Code § 710:20-3-3; Okla. Admin. Code § 710:20-5-1
Wine: Okla. Stat. tit. 37, § 506; Okla. Stat. tit. 37, § 553; Okla. Admin. Code § 710:20-1-2; Okla. Admin. Code § 710:20-3-3; Okla. Admin. Code § 710:20-5-1
Spirits: Okla. Stat. tit. 37, § 506; Okla. Stat. tit. 37, § 553; Okla. Stat. tit. 37, § 576; Okla. Stat. tit. 37, § 579; OK Const. Art. 28, § 7; Okla. Admin. Code § 710:20-1-2; Okla. Admin. Code § 710:20-3-3; Okla. Admin. Code § 710:20-5-1; Okla. Admin. Code § 710:20-5-3; Okla. Admin. Code § 710:20-5-4

Oregon
Beer: Or. Rev. Stat. § 471.001; Or. Rev. Stat. § 473.030

Pennsylvania
Beer: 72 Pa. Cons. Stat. § 9002; 72 Pa. Cons. Stat. § 9003; 61 Pa. Code § 60.7; 61 Pa. Code § 74.11; 61 Pa. Code § 74.12

Rhode Island
Beer: R.I. Gen. Laws § 3-1-1; R.I. Gen. Laws § 3-10-1
Wine: R.I. Gen. Laws § 3-1-1; R.I. Gen. Laws § 3-10-1
Spirits: R.I. Gen. Laws § 3-1-1; R.I. Gen. Laws § 3-10-1

South Carolina
Beer: S.C. Code Ann. § 12-21-1010; S.C. Code Ann. § 12-21-1020; S.C. Code Ann. § 12-21-1030; S.C. Code of Regulations R. 7-701
Wine: S.C. Code Ann. § 12-21-1010; S.C. Code Ann. § 12-21-1020; S.C. Code Ann. § 12-21-1030; S.C. Code Ann. § 12-21-1050; S.C. Code Ann. § 12-21-1310; S.C. Code Ann. § 12-21-1320; S.C. Code of Regulations R. 7-701
Spirits: S.C. Code Ann. § 12-33-20; S.C. Code Ann. § 12-33-230; S.C. Code Ann. § 12-33-240; S.C. Code Ann. § 12-33-245; S.C. Code Ann. § 12-33-425; S.C. Code Ann. § 12-36-910; S.C. Code Ann. § 61-4-10; S.C. Code Ann. § 61-6-20

South Dakota
Beer: S.D. Codified Laws § 35-1-1; S.D. Codified Laws § 35-5-3; S.D. Codified Laws § 35-5-3.2; S.D. Admin. R. 64:06:03:04
Wine: S.D. Codified Laws § 35-1-1; S.D. Codified Laws § 35-5-2; S.D. Codified Laws § 35-5-3; S.D. Codified Laws § 35-5-6.1; S.D. Admin. R. 64:06:03:04

Spirits: S.D. Codified Laws § 35-1-1; S.D. Codified Laws § 35-5-2; S.D. Codified Laws § 35-5-3; S.D. Codified Laws § 35-5-6.1; S.D. Admin. R. 64:06:03:04

Tennessee
Beer: Tenn. Code Ann. § 57-3-101; Tenn. Code Ann. § 57-5-101; Tenn. Code Ann. § 57-5-102; Tenn. Code Ann. § 57-4-302; Tenn. Code Ann. § 57-5-201; Tenn. Code Ann. § 57-6-102; Tenn. Code Ann. § 57-6-103; Tenn. Code Ann. § 67-6-202; Tenn. Code Ann. § 67-6-102; Tenn. Code Ann. § 67-6-228
Wine: Tenn. Code Ann. § 57-3-101; Tenn. Code Ann. § 57-3-302; Tenn. Code Ann. § 57-3-303; Tenn. Code Ann. § 57-4-102; Tenn. Code Ann. § 57-4-301; Tenn. Code Ann. § 57-4-302; Tenn. Code Ann. § 67-6-202; Tenn. Code Ann. § 67-6-228; Tenn. Comp. R. & Regs. 1320-4-6-.04
Spirits: Tenn. Code Ann. § 57-3-302; Tenn. Code Ann. § 57-3-303; Tenn. Code Ann. § 57-4-102; Tenn. Code Ann. § 57-4-301; Tenn. Code Ann. § 57-4-302; Tenn. Code Ann. § 67-6-202; Tenn. Code Ann. § 67-6-228; Tenn. Comp. R. & Regs. 1320-4-6-.04

Texas
Beer: Tex. Alco. Bev. Code Ann. § 1.04; Tex. Alco. Bev. Code Ann. § 203.01; Tex. Alco. Bev. Code Ann. § 201.41; Tex. Alco. Bev. Code Ann. § 201.42
Wine: Tex. Alco. Bev. Code Ann. § 1.04; Tex. Alco. Bev. Code Ann. § 201.02; Tex. Alco. Bev. Code Ann. § 201.04
Spirits: Tex. Alco. Bev. Code Ann. § 1.04; Tex. Alco. Bev. Code Ann. § 201.03; Tex. Tax Code Ann. § 151.051; Tex. Tax Code Ann. § 151.054; Tex. Tax Code Ann. § 183.001; Tex. Tax Code Ann. § 183.021; Tex. Admin. Code tit. 16, § 41.50; Tex. Admin. Code tit. 34, § 3.1001; Tex. Admin. Code tit. 34, § 3.289

Vermont
Beer: Vt. Stat. Ann. tit. 7, § 2; Vt. Stat. Ann. tit. 7, § 421; Vt. Stat. Ann. tit. 32, § 9202; Vt. Stat. Ann. tit. 32, § 9241; Vt. Stat. Ann. tit. 32, § 9242; Vt. Stat. Ann. tit. 32, § 9771
Wine: Vt. Stat. Ann. tit. 7, § 2; Vt. Stat. Ann. tit. 7, § 421; Vt. Stat. Ann. tit. 32, § 9202; Vt. Stat. Ann. tit. 32, § 9241; Vt. Stat. Ann. tit. 32, § 9242; Vt. Stat. Ann. tit. 32, § 9771

Virginia
Beer: Va. Code Ann. § 4.1-100; Va. Code Ann. § 4.1-236

West Virginia
Beer: W. Va. Code § 11-16-3; W. Va. Code § 11-16-13; W. Va. Code § 60-1-5

Wisconsin
Beer: Wis. Stat. § 125.02; Wis. Stat. § 139.02
Wine: Wis. Stat. § 139.01; Wis. Stat. § 139.03
Spirits: Wis. Stat. § 139.01; Wis. Stat. § 139.03; Wis. Stat. § 139.04; Wis. Stat. § 139.06

Wyoming
Beer: Wyo. Stat. Ann. § 12-1-101; Wyo. Stat. Ann. § 12-3-101

Wholesale Pricing

Alabama
Ala.Code 1975 § 28-3-4; Ala.Code 1975 § 28-7-22; Ala. Admin. Code r. 20-X-8-.09

Arizona
Ariz. Rev. Stat § 4-242; Ariz. Rev. Stat § 4-243; Ariz. Admin. Code R19-1-226

Arkansas
Ark. Admin. Code 006.02.2-2.29; Ark. Admin. Code 006.02.2-2.31

California
Cal. Bus. & Prof. Code § 25000; Cal. Bus. & Prof. Code § 25001; Cal. Bus. & Prof. Code § 25002; Cal. Bus. & Prof. Code § 25003; Cal. Bus. & Prof. Code § 25509; Cal. Admin. Code tit. 4, § 105

Colorado
Co. Rev. Stat. § 12-47-202; Co. Rev. Stat. § 12-47-308; 1 Colo. Code Regs. 203-2:47-322; 1 Colo. Code Regs. 203-2:47-323

Connecticut
Conn. Gen. Stat. § 30-48; Conn. Gen. Stat. § 30-63; Conn. Gen. Stat. § 30-64; Conn. Gen. Stat. § 30-64a; Conn. Gen. Stat. § 30-68; Conn. Gen. Stat. § 30-68i; Conn. Gen. Stat. § 30-68k; Conn. Gen. Stat. § 30-68l; Conn. Agencies Regs. § 30-6-A29; Conn. Agencies Regs. § 30-6-A36; Conn. Agencies Regs. § 30-6-B12

Delaware
Del.Code Ann. tit. 4 § 304; 4 Del. Admin. Code 2; 4 Del. Admin. Code 29; 4 Del. Admin. Code 56

District of Columbia
DC Code Ann § 25-731; DC Code Ann § 25-735

Florida
Fla. Stat. Ann. § 561.01; Fla. Stat. Ann. § 561.42; Fla. Stat. Ann. § 563.065; Fla. Admin. Code r. 61A-1.006; Fla. Admin. Code r. 61A-4.013; Fla. Admin. Code r. 61A-4.031; Fla. Admin. Code r. 61A-4.0461

Georgia
Ga Comp. R. & Regs. 560-2-2-.13; Ga Comp. R. & Regs. 560-2-3-.09; Ga Comp. R. & Regs. 560-2-4-.07; Ga Comp. R. & Regs. 560-2-17-.02

Hawaii
Haw. Rev. Stat. § 281-42

Idaho
Idaho Code § 23-1001; Idaho Code § 23-1003; Idaho Code § 23-1029; Idaho Code § 23-1031; Idaho Code § 23-1033

Illinois
235 Ill. Comp. Stat. 5/6-5; Ill. Admin. Code tit. 11, § 100.90

Indiana
Ind. Code § 7.1-5-5-7; Ind. Code § 7.1-5-10-12; Ind. Admin. Code tit. 905, r. 1-21-1; Ind. Admin. Code tit. 905, r. 1-31-1; Ind. Admin. Code tit. 905, r. 1-31-2

Iowa
Iowa Code §123.45; Iowa Admin. Code 185-16.7(123); Iowa Admin. Code 185-14.5(123)

Kansas
Kan. Stat. Ann. § 41-702; Kan. Stat. Ann. § 41-703; Kan. Stat. Ann. § 41-728; Kan. Stat. Ann. § 41-1101; Kan. Stat. Ann. § 41-2705; Kan. Stat. Ann. § 41-2707; Kan. Admin. Regs. 14-13-13; Kan. Admin. Regs. 14-14-8; Kan. Admin. Regs. 14-14-11

Kentucky
Ky. Rev. Stat. Ann. § 243.170; Ky. Rev. Stat. Ann. § 244.040

Louisiana
La. Rev. Stat. Ann. § 26:148; La. Rev. Stat. Ann. § 26:241; La. Rev. Stat. Ann. § 26:287; La. Rev. Stat. Ann. § 26:741; La. Admin Code. tit. 55, pt. VII, § 101; La. Admin Code. tit. 55, pt. VII, § 103; La. Admin Code. tit. 55, pt. VII, § 105; La. Admin Code. tit. 55, pt. VII, § 301; *Manuel vs. State Office of Alcohol and Tobacco Control*, 982 So.2d 316 (La. App. 3 Cir. 4/30/08), La. Atty. Gen. Op. No. 09-0135 (2009)

Maine
Me. Rev. Stat. Ann. tit. 28-A, § 2; Me. Rev. Stat. Ann. tit. 28-A, § 705; Me. Rev. Stat. Ann. tit. 28-A, § 708; Me. Rev. Stat. Ann. tit. 28-A, § 1408

Maryland
MD Code, art. 2B, § 1-102; MD Code, art. 2B, § 12-103; MD Code, art. 2B, § 12-112; Md. Comp. Treas. 03.02.01.04; Md. Comp. Treas. 03.02.01.05; Md. Comp. Treas. 03.02.01.16

Massachusetts
Mass. Gen. Laws ch. 138, § 1; Mass. Gen. Laws ch. 138, § 25; Mass. Gen. Laws ch. 138, § 25A; Mass. Gen. Laws ch. 138, § 25B; Mass. Gen. Laws ch. 138, § 25C; Mass. Regs. Code tit. 204 § 2.14; Mass. Regs. Code tit. 204 § 3.02; Mass. Regs. Code tit. 204 § 6.03; Mass. Regs. Code tit. 204 § 6.04; Mass. Regs. Code tit. 204 § 6.05

Michigan
Mich. Comp. Laws. § 436.1105; Mich. Comp. Laws. § 436.1107; Mich. Comp. Laws. § 436.1109; Mich. Comp. Laws. § 436.1111; Mich. Comp. Laws. § 436.1113; Mich. Comp. Laws. § 436.1113a; Mich. Comp. Laws. § 436.2013; Mich. Admin. Code r. 436.1625; Mich. Admin. Code r. 436.1726

Minnesota
Minn. Stat. § 340A.308; Minn. Stat. § 340A.312; Minn. Stat. § 340A.318; Minn. R. 7515.0310

Mississippi
Miss. Code Ann. § 67-3-5; Miss. Code Ann. § 67-3-45

Missouri
Mo. Rev. Stat. § 311.265; Mo. Rev. Stat. § 311.332; Mo. Rev. Stat. § 311.333; Mo. Code Regs. Ann. tit. 11, § 70-2.010; Mo. Code Regs. Ann. tit. 11, § 70-2.040; Mo. Code Regs. Ann. tit. 11, § 70-2.190

Montana
Mont. Code Ann. § 16-3-243; Mont. Code Ann. § 16-3-406; Mont. Admin. R. 42.13.109

Nebraska
Neb. Rev. St. § 53-168; 237 Neb. Admin. Code ch. 6, § 018

Nevada
Nev. Rev. Stat. 369.040; Nev. Rev. Stat. 369.470; Nev. Rev. Stat. 369.485

New Hampshire
N.H. Rev. Stat. § 179:11; N.H. Rev. Stat. § 179:13; N.H. Rev. Stat. § 179:33; N.H. Code Admin R. Liq 506.01; N.H. Code Admin. R. Liq 506.04; N.H. Code Admin. R. Liq 506.13

New Jersey
N.J. Admin Code tit. 13, § 2-24.1; N.J. Admin Code tit. 13, § 2-24.4; N.J. Admin Code tit. 13, § 2-24.6; N.J. Admin Code tit. 13, § 2-24.8

New Mexico
N.M. Stat. Ann. § 60-3A-3; N.M. Stat. Ann. § 60-7A-9; N.M. Admin. Code 15.10.53

New York
N.Y. Alco. Bev. Cont. Law § 101-aa; N.Y. Alco. Bev. Cont. Law § 101-aaa; N.Y. Alco. Bev. Cont. Law § 101-b; N.Y. Comp. Codes R. & Regs. tit. 9, § 65.1; N.Y. Comp. Codes R. & Regs. tit. 9, § 65.3; N.Y. Comp. Codes R. & Regs. tit. 9, § 65.7; N.Y. Comp. Codes R. & Regs. tit. 9, § 68.3; N.Y. Comp. Codes R. & Regs. tit. 9, § 70.1

North Carolina
N.C. Admin. Code tit. 4, r. 2S.1009; N.C. Admin. Code tit. 4, r. 2T.0604; N.C. Admin. Code tit. 4, r. 2T.0705; N.C. Admin. Code tit. 4, r. 2T.0711

North Dakota
N.D. Cent. Code § 5-01-11; N.D. Cent. Code § 5-04-12; N.D. Admin. Code § 81-12-01-08; N.D. Admin. Code § 81-12-01-09; N.D. Admin. Code § 81-12-01-12

Ohio
Ohio Rev. Code Ann. § 4301.13; Ohio Rev. Code Ann. § 4301.24; Ohio Admin. Code § 4301:1-1-03; Ohio Admin. Code § 4301:1-1-43; Ohio Admin. Code § 4301:1-1-73

Oklahoma
Okla. Stat. tit. 37, § 535; Okla. Stat. tit. 37, § 536; Okla. Admin. Code 45:10-3-13; Okla. Admin. Code 45:10-3-26; Okla. Admin. Code 45:30-3-6; Okla. Admin. Code 45:30-3-7; Okla. Admin. Code 45:30-3-8; Okla. Admin. Code 45:30-5-6; Okla. Admin. Code 45:30-5-7; Okla. Admin. Code 45:30-5-8

Oregon
Or. Rev. Stat. § 471.398; Or. Rev. Stat. § 471.485; Or. Rev. Stat. § 474.115; Or. Rev. Stat. § 471.490; Or. Admin. R. 845-010-0200; Or. Admin. R. 845-010-0210

Pennsylvania
47 Pa. Cons. Stat. § 1-102; 47 Pa. Cons. Stat. § 4-441; 47 Pa. Cons. Stat. § 4-447; 47 Pa. Cons. Stat. § 4-493; 40 Pa. Code § 9.95

South Carolina
S.C. Code Ann. § 61-4-30; S.C. Code Ann. § 61-4-40; S.C. Code Ann. § 61-4-735; S.C. Code Ann. § 61-4-940; S.C. Code Ann. § 61-6-1300; S.C. Code Ann § 61-6-2430

South Dakota
S.D. Codified Laws § 35-1-1; S.D. Codified Laws § 37-10A-1; S.D. Admin. R. 64:75:03:02; S.D. Admin. R. 64:75:03:03; S.D. Admin. R. 64:75:03:04; S.D. Admin. R. 64:75:03:09; S.D. Admin. R. 64:75:03:10; S.D. Admin. R. 64:75:04:02; S.D. Admin. R. 64:75:08:01; S.D. Admin. R. 64:75:08:12; S.D. Admin. R. 64:75:08:13

Tennessee
Tenn. Code Ann. § 57-3-404; Tenn. Code Ann. § 57-5-101; Tenn. Code Ann. § 57-6-104; Tenn. Code Ann. § 57-6-108; Tenn. Comp. R. & Regs. 0100-06-.04

Texas
Tex. Alco. Bev. Code § 1.04; Tex. Alco. Bev. Code § 102.01; Tex. Alco. Bev. Code § 102.07; Tex. Alco. Bev. Code § 102.31; Tex. Alco. Bev. Code § 102.32

Vermont
Vt. Stat. Ann. tit. 7, § 2; Vt. Admin. Code 14-1-3; Vt. Admin. Code 14-1-6; Vt. Admin. Code 14-1-8

Virginia
Va. Code Ann. § 4.1-100; Va. Code Ann. § 4.1-216; Va. Code Ann. § 4.1-324; 3 Va. Admin. Code § 5-30-30; 3 Va. Admin. Code § 5-30-40; 3 Va. Admin. Code § 5-70-150

West Virginia
W. Va. Code, § 11-16-3; W. Va. Code, § 11-16-6; W. Va. Code § 11-16-18; W. Va. Code, § 60-8-22; W. Va. Code, § 60-8-23; W. Va. Code, § 60-8-31; W. Va. Code St. R. § 175-1-2; W. Va. Code St. R. § 175-4-2; W. Va. Code St. R. § 175-4-4; W. Va. Code St. R. § 176-1-6

Wisconsin
Wis. Stat. § 100.30; Wis. Stat. § 125.33; Wis. Stat. § 125.54; Wis. Stat. § 125.69

Wyoming
Wyo. Stat. Ann. § 12-1-101; Wyo. Stat. Ann. § 12-2-201; Wyo. Stat. Ann. § 12-5-402; WY Rules and Regulations REV LD Ch. 20 § 8

APPENDIX D: ICCPUD Members

Pamela S. Hyde, J.D. (Chair)
Administrator
Substance Abuse and Mental Health Services Administration
U.S. Department of Health and Human Services

William Bentley
Associate Commissioner
Family and Youth Services Bureau
Administration for Children and Families
U.S. Department of Health and Human Services

Michael L. Brown
Director
Office of Impaired Driving and Occupant Protection
National Highway Traffic Safety Administration
U.S. Department of Transportation

Beverly Cotton
Acting Director, Division of Behavioral Health
Office of Clinical and Preventive Services
Indian Health Service
U.S. Department of Health and Human Services

Mary K. Engle, J.D.
Associate Director
Division of Advertising Practices, Bureau of Consumer Protection
Federal Trade Commission

David Esquith
Director
Office of Safe and Healthy Students
U.S. Department of Education

Kathleen Ethier, Ph.D.
Acting Associate Director for Program
Centers for Disease Control and Prevention
U.S. Department of Health and Human Services

Peter Kemper, Ph.D.
Deputy Assistant Secretary for Disability and Aging
Office of the Assistant Secretary for Planning and Evaluation
U.S. Department of Health and Human Services

Howard K. Koh, M.D., M.P.H.
Assistant Secretary for Health
U.S. Department of Health and Human Services

Robert L. Listenbee
Administrator
Office of Juvenile Justice and Delinquency Prevention
Office of Justice Programs
U.S. Department of Justice

Warren E. Lockette, M.D.
Deputy Assistant Secretary of Defense for Clinical and Program Policy
Office of the Assistant Secretary of Defense for Health Affairs
U.S. Department of Defense

Boris D. Lushniak, M.D., M.P.H., RADM, USPHS
Acting Surgeon General
U.S. Department of Health and Human Services

David K. Mineta, M.S.W.
Deputy Director of Demand Reduction
Office of National Drug Control Policy

Mary G. Ryan, J.D.
Deputy Administrator
Alcohol and Tobacco Tax and Trade Bureau
U.S. Treasury Department

Nora D. Volkow, M.D
Director
National Institute on Drug Abuse
National Institutes of Health
U.S. Department of Health and Human Services

Kenneth R. Warren, Ph.D.
Acting Director
National Institute on Alcohol Abuse and Alcoholism
National Institutes of Health
U.S. Department of Health and Human Services

APPENDIX E: 2011–2012 Enforcement Data*

Compliance Checks† and Minors in Possession (MIP)‡

State	2011 # State Compliance Checks	2011 # State Compliance Checks Failed	2012 # State Compliance Checks	2012 # State Compliance Checks Failed	2011 # Local Compliance Checks	2011 # Local Compliance Checks Failed	2012 # Local Compliance Checks	2012 # Local Compliance Checks Failed	2011 # of Minors in Possession Arrests	2012 # of Minors in Possession Arrests
Alabama	4,977	544	4,564	418					1,058	757
Alaska	700	105	804	98					3,685	3,471
Arizona	188	102	232	62					2,584	1,301
Arkansas	3,012	269	2,608	274						640
California	4,769	670	2,928	452	8,551	1,207	4,443	701	506	688
Colorado	1,323	253	1,867	280			1,509	107	331	464
Connecticut	492	124	498	82					2,761	
Delaware	44	5	200	55					45	713
District of Columbia	1,277	129	937	89	1,277	129	523	35	43	65
Florida	10,788	1,159	10,655	1,057					2,471	2,931
Georgia	4,349	711	4,337	753					6	
Hawaii	259	30	585	60	450	103	120	24	141	
Idaho	339	84	229	38						
Illinois	1,264	236	1,349	315						
Indiana	911		11,977	603					2,310	2,315
Iowa	349	176	1,781	175	1,333	152		155	1,942	3,005
Kansas	608	97	729	92					210	339
Kentucky	3,616	226	1,854	119						435
Louisiana	4,312	347	3,997	218					950	1,050
Maine	1,657	65	1,001	75			343	42		288
Maryland									1,234	1,303
Massachusetts	1,793	102	1,975	135	1,378	118	91	15	1,004	374
Michigan	1,512	224	2,558	356		340		577		
Minnesota					1,049	108				

* A blank cell indicates that no data were reported.

† The compliance check data must be viewed with the following caveats: (1) these data provide no information on cases in which multiple checks are made on the same outlet; (2) these data do not include the total number of outlets in a jurisdiction (to compare with the total number of checks); and (3) compliance check protocols vary by state, including the use of different underage decoy procedures as well as having different methods for outlet selection (conducting random checks versus complaint-driven checks).

‡ MIP data may not provide an accurate picture of MIP enforcement because much of it is conducted at the local level and therefore will not be represented in state data.

Mississippi	5,493	266	37	31					501	550
Missouri	183	49			1,941	267		278	13,097	11,247
Montana					518	114	568	144	568	2,146
Nebraska			394	33			283	38	8,091	2,460
Nevada					3,975	791	1,696	295		
New Hampshire	1,774	196	853	75	0	0			2,136	203
New Jersey									156	200
New Mexico		232		141					226	172
New York	1,398	123	1,523	187						1,311
North Carolina	278	75	278	75					4,436	4,532
North Dakota									498	436
Ohio	506	241	1,145	229					1,589	2,655
Oklahoma	296	25	212	71					1,343	
Oregon	1,913	394	1,747	394					7,762	7,762
Pennsylvania	905	317	788	214					18,248	13,355
Rhode Island					300	30	325	39		
South Carolina	451	64	2,094	330	6,438	933	6,108	754	2,373	2,726
South Dakota	804	131					890	135	5,123	5,894
Tennessee	794	271	474	113				113	21	113
Texas	9,794	1,058	8,021	906					1,912	1,915
Utah					2,448	234	1,580	148	9,235	9,020
Vermont	678	67	871	98					3,000	2,515
Virginia	4,145	408	2,641	320					845	
Washington	2,442	457	1,658	359			7	7	1,925	
West Virginia	1,449	328	1,345	236					195	226
Wisconsin										
Wyoming			0		1,181	174	1,198	234	1,347	1,532

Sanctions

State	2011 # of Fines	2012 # of Fines	2011 Total $ Fines	2012 Total $ Fines	2011 # of Suspensions	2012 # Suspensions	2011 Total Days Suspensions	2012 Total Days Suspensions	2011 # of Revocations	2012 # Revocations
Alabama										
Alaska	5	6	$ 4,000.00	$ 7,000.00	5	7	52	102	0	0
Arizona	151	134	$ 365,875.00	$ 118,250.00	4	1	47	7	1	0
Arkansas	247		$ 126,400	$ 188,000	8	9	23	16	0	0
California	1,267	990	$3,801,000	$ 2,927,850					40	15
Colorado		205		$ 160,738	269	263		4,349	0	2
Connecticut	110	200	$ 248,125	$ 375,000	110	200	539		2	0
Delaware	30	55	$ 20,000	$ 27,500	3	2	90	60	1	0
District of Columbia	37		$ 99,000		16		39		0	
Florida	82		$ 82,300		72	56	371		3	10
Georgia	708		$ 724,300		115		371		0	
Hawaii		24		$ 29,000		2		37		0
Idaho	48	96	$ 42,000	$ 128,500	6		60		0	
Illinois			$ 288,250	$ 279,500			300	331	9	5
Indiana										
Iowa	175	155	$ 75,500	$ 95,500	0	19	0	570	0	0
Kansas		564		$ 361,475		90		360		
Kentucky	347	279	$ 485,450	$ 317,750	27	15	875		10	5
Louisiana		257	$ 191,105			0				0
Maine	224		$ 111,842		0		0		0	
Maryland										
Massachusetts			$ 40,000	$ 100,000	117	163	275		1	0
Michigan	2,257	775	$ 934,976	$ 482,795	47	75	162	44	4	1
Minnesota										
Mississippi					70	31		217	0	0
Missouri	230	245	$ 58,500	$ 64,400	35	32	86	72	0	0
Montana	163	213	$ 71,375	$ 80,783	3		18		0	
Nebraska		0		$ -	278	0	3,600	0	15	0
Nevada										
New Hampshire	97	27	$ 63,450		18	0	54	0	0	0
New Jersey		6		$ 20,097		7		123	0	0
New Mexico			$ 409,610				281		1	
New York	1,133	994	$4,473,750	$ 3,429,950	59	58		1,275	106	129
North Carolina	181		$ 256,150						0	
North Dakota										
Ohio	1,468		$1,190,850	$ 612,250	1,468	75			71	

State	2011 # of Fines	2012 # of Fines	2011 Total $ Fines	2012 Total $ Fines	2011 # of Suspensions	2012 # Suspensions	2011 Total Days Suspensions	2012 Total Days Suspensions	2011 # of Revocations	2012 # Revocations
Oklahoma	17	96	$ 17,000		1	14	10		0	11
Oregon		223	$ 623,002	$ 224,383		112		856	0	0
Pennsylvania	1,839	217		$ 318,050	75	30		116	27	0
Rhode Island										
South Carolina		62			6	2	105	55	0	0
South Dakota		123		$ 141,550	13	12	24	95	1	0
Tennessee	271	113	$ 406,500	$ 171,000	0				0	
Texas	505	1111	$1,255,700	$ 917,600	869	177	7,030	1,587	0	11
Utah	12	30	$ 19,300	$ 35,550	8	24	55	135	0	0
Vermont	8	7	$ 2,400	$ 2,500	17	53	23	97	0	0
Virginia	434	367	$ 955,450	$ 807,100	177	121	4,116	3,047	1	0
Washington	346	300	$ 192,450	$ 173,400	111	48	669	314	4	2
West Virginia	382	94	$ 87,900	$ 54,100	17	19		91	1	0
Wisconsin										
Wyoming										

APPENDIX F: DSM-IV-TR Diagnostic Criteria for Alcohol Abuse and Dependence[1]

Alcohol Abuse

(A) A maladaptive pattern of drinking, leading to clinically significant impairment or distress, as manifested by at least one of the following occurring within a 12-month period:

- Recurrent use of alcohol resulting in a failure to fulfill major role obligations at work, school, or home (e.g., repeated absences or poor work performance related to alcohol use; alcohol-related absences, suspensions, or expulsions from school; neglect of children or household).
- Recurrent alcohol use in situations in which it is physically hazardous (e.g., driving an automobile or operating a machine when impaired by alcohol use).
- Recurrent alcohol-related legal problems (e.g., arrests for alcohol-related disorderly conduct).
  - Continued alcohol use despite having persistent or recurrent social or interpersonal problems caused or exacerbated by the effects of alcohol (e.g., arguments with spouse about consequences of intoxication).

(B) Never met criteria for alcohol dependence.

Alcohol Dependence

(A) A maladaptive pattern of drinking, leading to clinically significant impairment or distress, as manifested by three or more of the following occurring at any time in the same 12-month period:

- Need for markedly increased amounts of alcohol to achieve intoxication or desired effect; or markedly diminished effect with continued use of the same amount of alcohol.
- The characteristic withdrawal syndrome for alcohol (or a closely related substance) or drinking to relieve or avoid withdrawal symptoms.
- Persistent desire or one or more unsuccessful efforts to cut down or control drinking.
- Drinking in larger amounts or over a longer period than intended.
- Important social, occupational, or recreational activities given up or reduced because of drinking.
- A great deal of time spent in activities necessary to obtain, to use, or to recover from the effects of drinking.
  - Continued drinking despite knowledge of having a persistent or recurrent physical or psychological problem that is likely to be caused or exacerbated by drinking.

[1] American Psychiatric Association (APA). *Diagnostic and Statistical Manual of Mental Disorders,* Fourth Edition., text revision. Washington, DC: APA, 2000.

APPENDIX G: Abbreviations

Federal Departments and Agencies

Department of Defense	DoD
Department of Education	ED
Office of Safe and Healthy Students	OSHS
Office of Elementary and Secondary Education	OESE
Department of Health and Human Services	HHS
Administration for Children and Families	ACF
Family and Youth Service Bureau	FYSB
Agency for Healthcare Research and Quality	AHRQ
Centers for Disease Control and Prevention	CDC
Center for Medicaid Services	CMS
Health Resources and Services Administration	HRSA
National Institute on Alcohol Abuse and Alcoholism	NIAAA
National Institute on Drug Abuse	NIDA
Office of Public Health and Science	OPHS
Office of the Surgeon General	OSG
Substance Abuse and Mental Health Services Administration	SAMHSA
Center for Mental Health Services	CMHS
Center for Substance Abuse Prevention	CSAP
Center for Substance Abuse Treatment	CSAT
Office of Applied Studies	OAS
Department of Justice	DoJ
Office of Juvenile Justice and Delinquency Prevention	OJJDP
Office of Justice Programs	OJP
Department of Labor	DOL
Employment Training Administration	ETA
Office of Youth Services	OYS
Occupational Safety and Health Administration	OSHA
Office of National Drug Control Policy	ONDCP
Department of Transportation	DOT
National Highway Traffic Safety Administration	NHTSA

Programs, Agencies, and Organizations

Access to Recovery	ATR
Addiction Technology Transfer Center	ATTC
Administration for Children and Families	ACF
Agency for Healthcare Research and Quality	AHRQ
Alcohol Policy Information System	APIS
Basic Center Program	BCP
Behavioral Risk Factor Surveillance System	BRFSS

Birth Control and Alcohol Awareness: Negotiating Choices Effectively Project	BALANCE
Center for the Application of Prevention Technologies	CAPT
Center for Behavioral Health Statistics and Quality	CBHSQ
Centers for Disease Control and Prevention	CDC
Centers for Medicare and Medicaid Services	CMS
Center for Mental Health Services	CMHS
Community Anti-Drug Coalitions of America	CADCA
Drug Abuse Resistance Education	DARE
Department of Defense	DoD
Department of Education	ED
Department of Health and Human Services	HHS
Department of Justice	DoJ
Department of Labor	DOL
Department of Transportation	DOT
Drug and Alcohol Services Information System	DASIS
Drug Free Communities Program	DFC
Employment Training Administration	ETA
Enforcing the Underage Drinking Laws	EUDL
Family and Youth Services Bureau	FYSB
Fatality Analysis Reporting System	FARS
Federal Alcohol Spectrum Disorder	FASD
Grants to Reduce Alcohol Abuse in Secondary Schools Program	GRAAP
Health Resources and Services Administration	HRSA
Institute of Medicine	IOM
Interagency Coordinating Committee on the Prevention of Underage Drinking	ICCPUD
International Association of Chiefs of Police	IACP
Inventory of Substance Abuse Treatment Services	I-SATS
Iowa Strengthening Families Program	ISFP
Local Educational Agencies	LEAs
Monitoring the Future Survey	MTF
Mothers Against Drunk Driving	MADD
National Academy of Sciences	NAS
National Alcohol Screening Day	NASD
National Association for Children of Alcoholics	NACoA
National Association of School Resource Officers	NASRO
National College Health Improvement Project	NCHIP
National Epidemiological Survey on Alcohol Related Conditions	NESARC
National Health and Nutrition Examination Survey	NHANES
National Highway Traffic Safety Administration	NHTSA
National Institutes of Health	NIH
National Institute on Alcohol Abuse and Alcoholism	NIAAA
National Liquor Law Enforcement Association	NLLEA
National Organizations for Youth Safety	NOYS

National Registry of Effective Programs and Practices	NREPP
National Survey of Substance Abuse Treatment Services	N-SSATS
National Survey on Drug Use and Health	NSDUH
Network for Employees of Traffic Safety	NETS
Occupational Safety and Health Administration	OSHA
Office of Juvenile Justice and Delinquency Prevention	OJJDP
Office of National Drug Control Policy	ONDCP
Office of the Assistant Secretary for Planning and Evaluation	ASPE
Office of Safe and Healthy Students	OSHS
Office of the Surgeon General	OSG
Outreach to Children of Parents in Treatment	OCPT
Partnership for Drug-Free America	PDFA
Pregnancy Nutrition Surveillance System	PNSS
Pregnancy Risk Assessment Monitoring System	PRAMS
Protecting You/Protecting Me	PYPM
Public Service Announcements	PSAs
Recording Artists, Actors and Athletes Against Drunk Driving	RADD
Robert Wood Johnson Foundation	RWJ
Safe and Drug-Free Schools and Communities Act	SDFSCA
Screening, Brief Intervention, Referral, and Treatment	SBIRT
School Health Policies and Programs Study	SHPPS
State Incentive Grant Program	SIG
Strategic Prevention Framework	SPF
Street Outreach Program	SOP
Students Against Destructive Decisions	SADD
Substance Abuse and Mental Health Services Administration	SAMHSA
Substance Abuse Prevention and Treatment Block Grant	SAPT BG
Targeted Capacity Expansion Program	TCE
Techniques for Effective Alcohol Management	TEAM
Too Smart to Start	TSTS
Transitional Living Program	TLP
Treatment Episode Data Set	TEDS
Treatment Improvement Protocols	TIPS
Uniform Accident and Sickness Policy Provision Law	UPPL
Uniform Facility Data	UFDS
Virginia Commonwealth University	VCU
Youth Offender Demonstration Project	YODP
Young Offender Reentry Program	YORP
Youth Opportunity Grants	YOGs
Youth Risk Behavior Survey	YRBS
Youth Risk Behavior Surveillance System	YRBSS

APPENDIX H: References

Abbey, A. (2011). Alcohol's role in sexual violence perpetration: Theoretical explanations, existing evidence and future directions. *Drug Alcohol Rev, 30,* 481–489.

Agrawal, A., Sartor, C.E., Lynskey, M.T., Grant, J.D., Pergadia, M.L., Grucza, R., Bucholz, K.K., Nelson, E.C., Madden, P.A.F., Martin, N.G., & Heath, A.C. (2009). Evidence for an interaction between age at first drink and genetic influences on DSM-IV alcohol dependence symptoms. *Alcohol Clin Exp Res*, published ahead of print on September 17, 2009; DOI 10.1111/j.1530-0277.2009.01044.x.

American Psychiatric Association. (2000). Diagnostic and statistical manual of mental disorders (4th ed.), text revision. Washington, DC: American Psychiatric Press.

American Psychological Association (APA). (2005). Policy Statement on Evidence-Based Practice in Psychology. Accessed 21 December 2011 at http://www.apa.org/practice/resources/evidence/evidence-based-statement.pdf

Arthur, M.W., Hawkins, J.D., Brown, E.C., Briney, J.S., & Oesterle, S. (2010). Implementation of the Communities That Care prevention system by coalitions in the Community Youth Development Study. *J Commun Psychol, 38(2),* 245–258.

Arthur, M.W., Hawkins, J.D., Brown, E.C., Briney, J.S., & Oesterle, S. (2012). Implementation of the Communities That Care prevention system by coalitions in the Community Youth Development Study. *J Community Psychol, 38(2),* 245–258.

Babor, T., et al. (1978). Experimental analysis of the 'happy hour': effects of purchase price on alcohol consumption. *Psychopharmacol, 58,* 35–41.

Baker, S.P., Chen, L.-H., & Li, G. (2006). National Highway Transportation Safety Administration, DOT HS 810 614.

Barnes, G.M., Reifman, A.S., Farrell, M.P., & Dintcheff, B.A. (2000). The effects of parenting on the development of adolescent alcohol misuse: A six-wave latent growth model. *J Marriage Fam, 62,* 175–186.

Barnett, E., Spruijt-Metz, D., Unger, J., Sun, P., Rohrbach, L., & Sussman S. (2012). Boosting a teen substance use prevention program with motivational interviewing. *Subst Use Misuse, 47(4),* 418–428.

Barr, C.S., Schwandt, M.L., Newman, T.K., & Higley, J.D. (2004). The use of adolescent nonhuman primates to model human alcohol intake: Neurobiological, genetic, and psychological variables. *Ann NY Acad Sci, 1021,* 221–233.

Beverage Information Group, Fact Book. (2010). Norwalk, CT: Beverage Information Group (annual publication).

Blitstein, J.L., Murray, D.M., Lytle, L.A., Birnbaum, A.S., & Perry, C.L. (2005). Predictors of violent behavior in an early adolescent cohort: similarities and differences across genders. *Health Educ Behav, 32(2),* 175–194.

Bogenschneider, K., Wu, M.-Y., Raffaelli, M., & Jenner, C.T. (1998). Parent influences on adolescent peer orientation and substance use: The interface of parenting practices and values. *Child Dev, 69*, 1672–1688.

Bonnie, R.J., & O'Connell, M.E. (Eds.). (2004). *Reducing underage drinking: A collective responsibility*. Washington, DC: National Academies Press.

Bouchery, E.E., Harwood, H.J., Sacks, J.J., Simon, C.J., & Brewer, R.D. (2011). Economic costs of excessive alcohol consumption in the United States, 2006. *Am J Prev Med, 41(5),* 516–524.

Bouchery, E.E., Harwood, H.J., Sacks, J.J., Simon, C.J., & Brewer, R.D. (2013). Erratum: Economic costs of excessive alcohol consumption in the U.S., 2006. *Am J Prev Med 44(2),* 198.

Brody, G., Chen, Y., Kogan, S., Yu, T., Molgaard, V., DiClemente, R., & Wingood, G. (2012). Family-centered program deters substance use, conduct problems, and depressive symptoms in black adolescents. *Pediatrics, 129(1),* 108–115.

Bronfenbrenner, U. (1979). *The ecology of human development*. Cambridge, MA: Harvard University Press.

Brown, S., & Tapert, S. (2004). Adolescence and the trajectory of alcohol use: Basic to clinical studies. *Ann NY Acad Sci, 1021*, 234–244.

Brown, S., Tapert, S., Granholm, E., & Dellis, D. (2000). Neurocognitive functioning of adolescents: Effects of protracted alcohol use. *Alcohol Clin Exp Res*, *24*, 164–171.

Caetano, R., & Babor, T.F. (2006). Diagnosis of alcohol dependence in epidemiological surveys: An epidemic of youthful alcohol dependence or a case of measurement error? *Addiction, 101(suppl 1),* 111–114.

Caetano, R., Clark, C.L., & Tam, T. (1998). Alcohol consumption among racial/ethnic minorities. *Alcohol Health Res World, 22(4),* 233–238.

Campbell, C., Hahn, R., Elder, R., et al. (2009). The effectiveness of limiting alcohol outlet density as a means of reducing excessive alcohol consumption and alcohol-related harms. *Am J Prev Med, 37,* 556–569.

Catalano, R.F., Haggerty, K.P., Oesterle, S., Fleming, C.B., & Hawkins, J.D. (2004). The importance of bonding to school for healthy development: Findings from the Social Development Research Group. *J Sch Health, 74*, 252–261.

Centers for Disease Control and Prevention. (2004). Alcohol-attributable deaths and years of potential life lost, United States, 2001. *Morb Mort Weekly Rep, 53*(37), 866–870.

Centers for Disease Control and Prevention. (2007). Types of alcoholic beverages usually consumed by students in 9th-12th grades—four states, 2005. *Morb Mort Weekly Rep, 56(29),* 737–740.

Centers for Disease Control and Prevention. (2011). Alcohol-Related Disease Impact (ARDI). Atlanta, GA: Centers for Disease Control and Prevention. Available at apps.nccd.cdc.gov/DACH_ARDI/Default/Default.aspx

Centers for Disease Control and Prevention, Guide to Community Preventive Services. (2009). Preventing excessive alcohol consumption: regulation of alcohol outlet density. Available at http://www.thecommunityguide.org/alcohol/outletdensity.html

Centers for Disease Control and Prevention. (2010). Youth risk behavior surveillance—United States, 2009. Surveillance Summaries. *Morb Mort Weekly Rep, 59*: SS-5: 1-140.

Centers for Disease Control and Prevention. (2012). Youth risk behavior surveillance—United States, 2011. Surveillance Summaries. *Morb Mort Weekly Rep, 61*, SS-4, 1–162.

Centers for Disease Control and Prevention. (Undated). Fact sheets—Caffeinated Alcoholic Beverages. Available at: http://www.cdc.gov/alcohol/fact-sheets/cab.htm

Chaloupka, F. (2008). Legal challenges to State alcohol control policy: An economist's perspective. Presentation at the Alcohol Policy 14 Conference, San Diego, CA, January 28, 2008.

Chaloupka, F., Grossman, M., & Saffer, H. (2002). The effects of price on alcohol consumption and alcohol-related problems. *Alcohol Res Health*, 26.

Chaloupka, F.J., & Wechsler, H. (1996). Binge drinking in college: The impact of price, availability, and alcohol control policies. *Contemp Econ Policy, 14(4),* 112–124.

Chen, C.M., Yi, H., & Faden, V.B. (2011). Surveillance Report #91 Trends in Underage Drinking in the United States, 1991-2009. National Institute on Alcohol Abuse and Alcoholism, National Institutes of Health, Bethesda, MD.

Chung, T., & Martin, C.S. (2005). What were they thinking? Adolescents' interpretations of DSM-IV alcohol dependence symptom queries and implications for diagnostic validity. *Drug Alcohol Depend, 80(2),* 191–200.

Clapp, J., Shillington, A., & Segars, L. (2000). Deconstructing context of binge drinking among college students. *Am J Drug Alcohol Abuse, 26*, 139–154.

Coate, D., & Grossman, M. (1988). Effects of alcoholic beverage prices and legal drinking ages on youth alcohol use. *J Law Econ, 31,* 145–171.

Commission on Substance Abuse at Colleges and Universities. (1994). Rethinking rites of passage: Substance abuse on America's campuses. New York: The National Center on Addiction and Substance Abuse. Retrieved on August 31, 2012, from http://www.casacolumbia.org/templates/publications_reports.aspx

Community Preventive Services Task Force. (2005). Preventing excessive alcohol consumption. In: *The guide to community preventive services.* New York: Oxford University Press.

Community Preventive Services Task Force. (2010). Increasing alcohol beverage taxes is recommended to reduce excessive alcohol consumption and related harms. *Am J Prev Med, 38,* 230–232.

Community Preventive Services Task Force. Guide to community preventive services. Reducing alcohol-impaired driving: Maintaining current minimum legal drinking age

(MLDA) laws. Retrieved on October 16, 2013, from http://www.thecommunityguide.org/mvoi/AID/mlda-laws.html

Cooper, M.L., & Orcutt, H.K. (1997). Drinking and sexual experience on first dates among adolescents. *J Abnorm Psychol, 106,* 191–202.

Courtney, K.E., & Polich, J. (2009). Binge drinking in young adults: Data, definitions, and determinants. *Psychol Bull, 135(1),* 142–156.

Crosby, A., Espitia-Hardman, V., Hill, H., & Ortega, L. (2009). Alcohol and suicide among racial/ethnic populations–17 states, 2005-2006. *Morb Mortal Weekly Rep, 58,* 637–641.

Cucchiaro, S., Ferreira, J., Jr., & Sicherman, A. (1974). The effect of the 18-year-old drinking age on auto accidents. Cambridge, MA: Massachusetts Institute of Technology Operations Research Center.

Davies, P.T., & Windle, M. (2001). Interparental discord and adolescent adjustment trajectories: The potentiating and protective role of intrapersonal attributes. *Child Dev, 72,* 1161–1178.

Dawson, Deborah A., Goldstein, Rise B., Chou, S. Patricia, Ruan, W. June, & Grant, Bridget F. (2008). Age at first drink and the first incidence of adult-onset DSM-IV alcohol use disorders. *Alcohol Clin Exp Res, 32(12),* 2149–2160.

Dent, C.W., Grube, J.W., & Biglan, A. (2005). Community level alcohol availability and enforcement of possession laws as predictors of youth drinking. *Prev Med, 40,* 355–362.

Department of Health and Human Services (HHS). (2007). *The Surgeon General's call to action to prevent and reduce underage drinking*. Rockville, MD: HHS, Office of the Surgeon General. Available at http://www.surgeongeneral.gov and at http://www.hhs.gov/od

DiClemente, R.J., Wingood, G.M., Crosby, R., et al. (2001). Parental monitoring: Association with adolescents' risk behaviors. *Pediatrics, 107,* 1363–1368.

Donovan, J.E. (2009). Estimated blood alcohol concentrations for child and adolescent drinking and their implications for screening instruments. *Pediatrics 123(6),* e975-e981.

Donovan, J., Leech, S., Zucker, R., Loveland-Cherry, C., Jester, J., Fitzgerald, H., et al. (2004). Really underage drinkers: Alcohol use among elementary students. *Alcohol Clin Exp Res, 28(2),* 341–349.

Doremus, T.L., Brunell, S.C., Varlinskaya, E.I., & Spear, L.P. (2003). Anxiogenic effects during withdrawal from acute ethanol in adolescent and adult rats. *Pharmacol Biochem Behav, 75,* 411–418.

Douglass, R., Filkins, L., & Clark, F. (1974). The effect of lower legal drinking ages on youth crash involvement. Ann Arbor, MI: University of Michigan Highway Safety Research Institute.

Dunn, M.E., & Yniguez, R.M. (1999). Experimental demonstration of the influence of alcohol advertising on the activation of alcohol expectancies in memory among fourth- and fifth-grade children. *Exp Clin Psychopharmacol, 7,* 473–483.

Eaton, D.K., Davis, K.S., Barrios, L., Brener, N.D., & Noonan, R.K. (2007). Associations of dating violence victimization with lifetime participation, co-occurrence, and early initiation of risk behaviors among U.S. high school students. *J Interpers Violence, 22(5),* 585–602.

Elder, R.W., Lawrence, B., Ferguson, A., Naimi, T.S., Brewer, R.D., Chattopadhyay, S.K., Toomey, T.L., & Fielding, J.E. (2010). The effectiveness of tax policy interventions for reducing excessive alcohol consumption and related harms. *Am J Prev Med, 38,* 217–229.

Ellickson, P.L., Tucker, J.S., & Klein, D.J. (2003). Ten-year prospective study of public health problems associated with early drinking. *Pediatrics, 111(5),* 949–955.

Faden, V., & Fay, M. (2004). Trends in drinking among Americans age 18 and younger: 1975 – 2002. *Alcohol Clin Exp Res, 28(9),* 1388–1395.

Fagan, A., Arthur, M., Hanson, K., Briney, J., & Hawkins, J. (2011). Effects of Communities That Care on the adoption and implementation fidelity of evidence-based prevention programs in communities: Results from a randomized controlled trial. *Prev Sci, 12(3),* 223–234.

Federal Trade Commission. (1999). Self-regulation in the alcohol industry: A review of industry efforts to avoid promoting alcohol to underage consumers. Retrieved on November 6, 2009, from http://www.ftc.gov/reports/alcohol/alcoholreport.shtm

Federal Trade Commission. (2003). Alcohol marketing and advertising: A report to Congress. Retrieved on November 6, 2009, from http://www.ftc.gov/os/2003/09/alcopol08report.pdf

Federal Trade Commission. (2008). Self-regulation in the alcohol industry. Retrieved on November 6, 2009, from http://www.ftc.gov/os/2003/09/alcohol08report.pdf

Fleming, M.F., Balousek, S.L., Grossberg, P.M., Mundt, M.P., Brown, D., Wiegel, J.R., Zakletskaia, L.I., & Saewyc, E.M. (2010). Brief physician advice for heavy drinking college students: A randomized controlled trial in college health clinics. *J Stud Alcohol Drugs, 71(1),* 23–31.

Fletcher, L.A., Nugent, S.M., Ahern, S.M., & Willenbring, M.L. (1996). Brief report. The use of alcohol home delivery services by male problem drinkers: A preliminary report. *J Substance Abuse, 8(2),* 251–261.

Fletcher, L.A., Toomey, T.L., Wagenaar, A.C., Short, B., & Willenbring, M.L. (2000). Alcohol home delivery services: A source of alcohol for underage drinkers. *J Stud Alcohol, 61,* 81–84.

Flewelling, R., Paschall, M., & Ringwalt, C. (2004). The epidemiology of underage drinking in the United States: An overview. In: *Reducing underage drinking: A collective responsibility. Background Papers.* Washington, DC: National Academies Press.

Gabel, S., Stallings, M.C., Schmitz, S., Young, S.E., & Fulker, D.W. (1999). Personality dimensions and substance misuse: Relationships in adolescents, mothers and fathers. *Am J Addict, 8,* 101–113.

Gewirtz, A., Erbes, C., Polusny, M., Forgatch, M., & Degarmo, D. (2011). Helping military families through the deployment process: Strategies to support parenting. *Prof Psychol Res Pr, 42(1),* 56–62.

Giancola, P.R., & Mezzich, A.C. (2000). Neuropsychological deficits in female adolescents with a substance use disorder: Better accounted for by conduct disorder. *J Stud Alcohol, 61(6),* 809–817.

Grant, B., & Dawson, D. (1997). Age at onset of alcohol use and its association with DSM-IV drug abuse and dependence: Results from the National Longitudinal Alcohol Epidemiologic Survey. *J Substance Abuse, 9,* 103–110.

Grant, B., & Dawson, D. (1998). Age at onset of alcohol use and its association with DSM-IV drug abuse and dependence: Results from the National Longitudinal Alcohol Epidemiologic Survey. *J Substance Abuse, 10(2),* 163–173.

Grossman, M., Coate, D., & Arluck, G.M. (1987). Price sensitivity of alcoholic beverages in the United States: Youth alcohol consumption. In: Holder, H.D., ed. *Control issues in alcohol abuse prevention: Strategies for states and communities* (pp. 169–198). Greenwich, CT: JAI Press.

Gruber, E., DiClemente, R., Anderson, M., & Lodico, M. (1996). Early drinking onset and its association with alcohol use and problem behavior in late adolescence. *Prev Med, 25,* 293–300.

Gruenwald, P., et al. (2006). Alcohol prices, beverage quality, and the demand for alcohol: Quality substitutions and price elasticities. *Alcohol Clin Exp Res, 30,* 96–105.

Harford, T.C., Yi, H., Faden, V.B., & Chen, C.M. (2009). The dimensionality of DSM-IV alcohol use disorders among adolescent and adult drinkers and symptom patterns by age, gender, and race/ethnicity. *Alcohol Clin Exp Res, 33(5),* 868–878.

Harrison, P.A., Fulkerson, J.A., & Park, E. (2000). Relative importance of social versus commercial sources in youth access to tobacco, alcohol, and other drugs. *Prev Med, 31,* 39–48.

Harwood, H., Fountain, D., & Livermore, G. (1998). The economic costs of alcohol and drug abuse in the United States, 1992. Report prepared for the National Institute on Drug Abuse and the National Institute on Alcohol Abuse and Alcoholism, National Institutes of Health, U.S. Department of Health and Human Services. NIH Pub. No. 98-4327. Rockville, MD: National Institute on Drug Abuse.

Hawkins, J., Brown, E., Oesterle, S., Arthur, M., Abbott, R., & Catalano, R. (2008). Early effects of Communities That Care on targeted risks and initiation of delinquent behavior and substance use. *J Adolesc Health, 43(1),* 15–22.

Hawkins, J., Graham, J., Maguin, E., Abbott, R., Hill, K., & Catalano, R. (1997). Exploring the effects of age of alcohol use initiation and psychosocial risk factors on subsequent alcohol misuse. *J Stud Alcohol, 58(3),* 280–290.

Hawkins, J., Oesterle, S., Brown, E., Arthur, M., Abbott, R., Fagan, A., & Catalano, R. (2009). Results of a type 2 translational research trial to prevent adolescent drug use and delinquency: A test of Communities That Care. *Arch Pediatr Adolesc Med, 163(9),* 789–798.

Hawkins, J., Oesterle, S., Brown, E., Monahan, K., Abbott, R., Arthur, M., & Catalano, R. (2011). Sustained decreases in risk exposure and youth problem behaviors after installation

of the Communities That Care prevention system in a randomized trial. *Arch Pediatr Adolesc Med, 166(2),* 141–148. Epub 2011 Oct 3.

Hermos, J.A., Winter, M.R., Heeren, T.C., et al. (2008). Early age-of-onset drinking predicts prescription drug misuse among teenagers and young adults: results from a national survey. *J Addict Med, 2(1),* 22–30.

Hibell, B., Guttormsson, U., Ahlstrom, S., Balakireva, O., Bjarnason, T., Kokkevi, A., & Kraus, L. (2009). The 2007 ESPAD Report: Substance use among students in 35 European countries. Stockholm: Swedish Council for Information on Alcohol and Other Drugs.

Hibell, B., Guttormsson, U., Ahlstrom, S., Balakireva, O., Bjarnason, T., Kokkevi, A., & Kraus, L. (2012). The 2011 ESPAD Report: Substance use among students in 36 European countries. Stockholm: Swedish Council for Information on Alcohol and Other Drugs.

Hingson, R., Heeren, T., Jamanka, A., & Howland, J. (2000). Age of drinking onset and unintentional injury involvement after drinking. *JAMA, 284(12),* 1527–1533.

Hingson, R., Heeren, T., Levenson, S., Jamanka, A., & Voas, R. (2001). Age of drinking onset, driving after drinking, and involvement in alcohol related motor vehicle crashes. DOT HS 809. Springfield, VA: National Technical Information Service.

Hingson, R., Heeren, T., Levenson, S., Jamanka, A., & Voas, R. (2002). Age of drinking onset, driving after drinking, and involvement in alcohol related motor-vehicle crashes. *Accident Anal Prev, 34(1),* 85–92.

Hingson, R., Heeren, T., Winter, M., & Wechsler, H. (2003). Early age of first drunkenness as a factor in college students' unplanned and unprotected sex due to drinking. *Pediatrics, 111,* 34–41.

Hingson, R., Heeren, T., Winter, M., & Wechsler, H. (2005). Magnitude of alcohol-related mortality and morbidity among U.S. college students ages 18–24: Changes from 1998 to 2001. *Ann Rev Public Health, 26,* 259–279.

Hingson, R., Heeren, T., & Zakocs, R. (2001). Age of drinking onset and involvement in physical fights after drinking. *Pediatrics, 108(4),* 872–877.

Hingson, R., & Kenkel, D. (2004). Social, health, and economic consequences of underage drinking. In: Bonnie, R.J., & O'Connell, M.E., eds. *Reducing underage drinking: A collective responsibility* (pp. 351–382). Washington, DC: National Academies Press. Retrieved on November 6, 2009, from http://www.nap.edu/books/0309089352/html

Hingson, R., & Winter, M. (2003). Epidemiology and consequences of drinking and driving. *Alcohol Res Health, 27(1),* 63–78.

Hingson, R., & Zha, W. (2009). Age of drinking onset, alcohol use disorders, frequent heavy drinking, and unintentionally injuring oneself and others after drinking. *Pediatrics, 123,* 1477–1484.

Hingson, R., Zha, W., & Weitzman, E. (2009). Magnitude of and trends in alcohol-related mortality and morbidity among U.S. college students age 18–24, 1998–2005. *J Stud Alcohol Drugs, (suppl 16),* 12–20.

Holder, H., et al. (1993). Alcoholic beverage server liability and the reduction of alcohol-involved problems. *J Stud Alcohol, 54,* 23–36.

Holder, H., Janes, K., Mosher, J., Saltz, R., Spurr, S., & Wagenaar, A. (1992). Final report: Evaluation of dram shop liability and the reduction of alcohol-related traffic problems. National Highway Traffic Safety Administration, DTNH22-87-R-07254.

Institute of Medicine. (2001). *Crossing the quality chasm: A new health system for the 21st century*. Washington, DC: National Academies Press.

Johnston, L.D., O'Malley, P.M., Bachman, J.G., & Schulenberg, J.E. (2005). Monitoring the Future national survey results on drug use, 1975–2004: Volume I, Secondary school students (NIH Publication No. 05-5727). Bethesda, MD: National Institute on Drug Abuse.

Johnston, L.D., O'Malley, P.M., Bachman, J.G., & Schulenberg, J.E. (2007). Monitoring the Future national survey results on drug use, 1975–2006: Volume I, Secondary school students. Bethesda, MD: National Institute on Drug Abuse. Retrieved on November 6, 2009, from http://monitoringthefuture.org/pubs/monogra\phs/vol1_2006.pdf

Johnston, L.D., O'Malley, P.M., Bachman, J.G., & Schulenberg, J.E. (2009a). Monitoring the Future national survey results on drug use, 1975–2008: Volume I, Secondary school students (NIH Publication No. 09-7402). Bethesda, MD: National Institute on Drug Abuse. Available at: http://monitoringthefuture.org/pubs/monographs/vol1_2008.pdf

Johnston, L.D., O'Malley, P.M., Bachman, J.G., & Schulenberg, J.E. (2009b). Monitoring the Future national survey results on drug use, 1975–2008: Volume II, College students and adults ages 19–50 (NIH Publication No. 09-7403). Bethesda, MD: National Institute on Drug Abuse. Retrieved on February 4, 2010, from http://monitoringthefuture.org/pubs/monographs/vol2_2008.pdf

Johnston, L.D., O'Malley, P.M., Bachman, J.G., & Schulenberg, J.E. (2009c). Teen marijuana use tilts up, while some drugs decline in use. University of Michigan News Service: Ann Arbor, MI. Retrieved December 14, 2009, from http://www.monitoringthefuture.org

Johnston, L.D., O'Malley, P.M., Bachman, J.G., & Schulenberg, J.E. (2011a). Monitoring the Future national survey results on drug use, 1975–2010: Volume I, Secondary school students. Ann Arbor: Institute for Social Research, University of Michigan. Available at: http://monitoringthefuture.org/pubs/monographs/mtf-vol1_2010.pdf

Johnston, L.D., O'Malley, P.M., Bachman, J.G., & Schulenberg, J.E. (2011b). Monitoring the Future national survey results on drug use, 1975–2010: Volume II, College students and adults ages 19–50. Ann Arbor: Institute for Social Research, University of Michigan. Available at: http://monitoringthefuture.org/pubs/monographs/mtf-vol2_2010.pdf

Johnston, L.D., O'Malley, P.M., Bachman, J.G., & Schulenberg, J.E. (2012a). Monitoring the Future national survey results on drug use, 1975–2011: Volume I, Secondary school students. Ann Arbor: Institute for Social Research, University of Michigan. Available at: http://monitoringthefuture.org/pubs/monographs/mtf-vol1_2011.pdf

Johnston, L.D., O'Malley, P.M., Bachman, J.G., & Schulenberg, J.E. (2012b). Monitoring the Future national survey results on drug use, 1975–2011: Volume II, College students and

adults ages 19–50. Ann Arbor: Institute for Social Research, University of Michigan. Available at: http://monitoringthefuture.org/pubs/monographs/mtf-vol2_2011.pdf

Jones, K.L., Smith, D.W., Ulleland, C.H., & Streissguth, A.P. (1973). Pattern of malformation in offspring of chronic alcohol mothers. *Lancet, 1,* 1267–1271.

Jones, S.P., & Heaven, P.C. (1998). Psychosocial correlates of adolescent drug-taking behavior. *J Adolesc, 21,* 127–134.

Jurkiewicz, C., & Painter, M. (Eds.). (2008). *Social and economic control of alcohol: The 21st amendment in the 21st century*. New York: CRC Press.

Kenkel, D.S. (1993). Drinking, driving, and deterrence: The effectiveness and social costs of alternative policies. *J Law Econ, 36,* 877–913.

Komro, K.A. (Principal Investigator), Tobler, A. (Co-Investigator), Wagenaar, A.C. (Co-Investigator). Prevention Trial in the Cherokee Nation: Interactive Effects of Environment SBIRT.

Kuklinski, M., Briney, J., Hawkins, J., & Catalano, R. (2012). Cost–benefit analysis of Communities That Care outcomes at eighth grade. *Prev Sci, 13(2),* 150–161.

Kulick, A.D., & Rosenberg, H. (2001). Influence of positive and negative film portrayals of drinking on older adolescents' alcohol outcome expectancies. *J Appl Social Psychol, 31,* 1492–1499.

Kuo, M., Wechsler, H., Greenberg, P., & Lee, H. (2003). The marketing of alcohol to college students: The role of low prices and special promotions. *Am J Prev Med, 25,* 1–8.

Kupersmidt, J., Scull, T., & Austin, E. (2010). Media literacy education for elementary school substance use prevention: Study of media detective. *Pediatrics, 126(3),* 525–531.

Levy, D., Miller, T., & Cox, K. (1999). Costs of underage drinking. Washington, DC: U.S. Department of Justice, Office of Justice Programs, Office of Juvenile Justice and Delinquency Prevention.

Little, P.J., Kuhn, C.M., Wilson, W.A., et al. (1996). Differential effects of ethanol in adolescent and adult rats. *Alcohol Clin Exp Res, 20,* 1346–1351.

Maisto, S.A., Carey, M.P., Carey K.B., & Gordon, C.M. (2002). The effects of alcohol and expectancies on risk perception and behavioral skills relevant to safer sex among heterosexual young adult women. *J Stud Alcohol, 63(4),* 476–485.

Martin, C.S., Chung, T., Kirisci, L., & Langenbucher, J.W. (2006). Item response theory analysis of diagnostic criteria for alcohol and cannabis use disorders in adolescents: implications for DSM-V. *J Abnorm Psychol, 115(4),* 807–814.

Mayer, R., Forster, J., Murray, D., & Wagenaar, A. (1998). Social settings and situations of underage drinking. *J Stud Alcohol, 59,* 207–215.

Meilman, P.W., Leichliter, J.S., & Presley, C.A. (1999). Greeks and athletes: Who drinks more? *J Am College Health, 47(4),* 187–190.

Meilman, P.W., Presley, C.A., & Cashin, J.R. (1995). The sober life at the historically black colleges. *J Blacks Higher Educ, 9,* 98–100.

Meilman, P.W., Presley, C.A., & Lyerla, R. (1994). Black college students and binge drinking. *J Blacks Higher Educ, 8,* 70–71.

Mewton, L., Teesson, M., Slade, T., & Grove, R. (2010). The epidemiology of DSM-IV alcohol use disorders amongst young adults in the Australian population. *Alcohol Alcoholism, 46(2),* 185–191.

Miller, J., Naimi, T., Brewer, R., & Jones, S. (2007). Binge drinking and associated health risk behaviors. *Pediatrics, 119,* 76–85.

Miller, T.R., Levy, D.T., Spicer, R.S., & Taylor, D.M. (2006). Societal costs of underage drinking. *J Stud Alcohol, 67,* 519–528.

Moramarto, M. (2008). The Twenty-First Amendment, Granholm, and the future of the three-tier system. Working Paper, Social Science Research Network, December 13, 2008. Retrieved February 10, 2009, from http://papers.ssrn.com/sol3/papers.cfm?abstract_id=1340198

Mosher, J., et al. (2011). *Liquor liability law*. Newark, NJ: LexisNexis.

National Center for Statistics and Analysis. (2005a). Calculating lives saved due to minimum drinking age laws. Traffic Safety Facts Research Note. (DOT HS 809 860). Washington, DC: National Highway Traffic Safety Administration.

National Center for Statistics and Analysis. (2005b). Special tabulations—Fatality Analysis Reporting System (FARS) 2005 Annual Report File (ARF). Washington, DC: National Highway Traffic Safety Administration.

National Center for Statistics and Analysis. (2009). Special tabulations—Fatality Analysis Reporting System (FARS) 2008 Annual Report File (ARF). Washington, DC: National Highway Traffic Safety Administration.

National Center for Statistics and Analysis. (2010). Special tabulations—Fatality Analysis Reporting System (FARS) 2009 Annual Report File (ARF). Washington, DC: National Highway Traffic Safety Administration.

National Highway Traffic Safety Administration. (2003). Traffic Safety Facts 2002: Alcohol. DOT HS 809 606. Washington, DC: U.S. Department of Transportation.

National Highway Traffic Safety Administration. (2005). Research report: Preventing over-consumption of alcohol – sales to the intoxicated and "happy hour" (drink special) laws. Springfield, VA: National Technical Information Service, DOT HS 809 878, February 2005.

National Institute on Alcohol Abuse and Alcoholism. (2002a). *A call to action: Changing the culture of drinking at U.S. colleges*. Bethesda, MD: National Institutes of Health.

National Institute on Alcohol Abuse and Alcoholism. (2002b). High-risk drinking in college: What we know and what we need to learn—Final report of the Panel on contexts and consequences. Bethesda, MD: Task Force of the National Advisory Council on Alcohol Abuse and Alcoholism, National Institutes of Health.

National Institute on Alcohol Abuse and Alcoholism. (2005a). Alcohol consumption by children and adolescents: An interdisciplinary overview. Bethesda, MD: National Institute on Alcohol Abuse and Alcoholism.

National Institute on Alcohol Abuse and Alcoholism. (2005b). Responding to America's alcohol problem through the creation of the National Institute on Alcohol Abuse and Alcoholism. Retrieved June 8, 2005, from http://www.niaaa.nih.gov/AboutNIAAA/OrganizationalInformation/History.htm

National Research Council and Institute of Medicine. (2004). *Reducing underage drinking: A collective responsibility*. Committee on Developing a Strategy to Reduce and Prevent Underage Drinking, Richard J. Bonnie and Mary Ellen O'Connell, Editors. Board on Children, Youth, and Families, Division of Behavioral and Social Sciences and Education. Washington, DC: National Academies Press.

Nelson, D.E., Naimi, T.S., Brewer, R.D., & Nelson, H. (2009). State alcohol-use estimates among youth and adults 1993–2005. *Am J Prev Med, 36(3)*, 218–224.

Nolen-Hoeksema, S. (2004). Gender differences in risk factors and consequences for alcohol use and problems. *Clin Psychol Rev, 24*, 981–1010.

Norris, J., Stoner, S.A., Hessler, D.M., Zawacki, T.M., George, W.H., Morrison, D.M., & Davis, K.C. (2009). Cognitive mediation of alcohol's effects on women's in-the-moment sexual decision making. *Health Psychol, 28(1)*, 20–28.

Norton, E. (2006). The Twenty-First Amendment in the twenty-first century: Reconsidering state liquor controls in light of Granholm v. Heald. *Ohio State Law J, 67*, 1465–1494.

Olds, D., Kitzman, H., Cole, R., Hanks, C., Arcoleo, K., Anson, E., Luckey, D., Knudtson, M., Henderson, C., Bondy, J., & Stevenson, A. (2010). Enduring effects of prenatal and infancy home visiting by nurses on maternal life course and government spending: Follow-up of a randomized trial among children at age 12 years. *Arch Pediatr Adolesc Med, 164(5)*, 419–424.

O'Malley, P., Johnston, L., & Bachman, J. (1998). Alcohol use among adolescents. *Alcohol Health Res World, 22*, 85–93.

Pacific Institute for Research and Evaluation. (1999). Costs of underage drinking. Washington, DC: U.S. Department of Justice, Office of Juvenile Justice and Delinquency Prevention.

Pacific Institute for Research and Evaluation. (2002). Drinking in America: Myths, realities, and prevention policy. Washington, DC: U.S. Department of Justice, Office of Juvenile Justice and Delinquency Prevention.

Pacific Institute for Research and Evaluation. (2007). Reducing alcohol sales to underage purchasers: A practical guide to compliance investigations. Washington, DC: U.S. Department of Justice, Office of Justice Programs, Office of Juvenile Justice and Delinquency Prevention.

Paschall, M.J., Antin, T., Ringwalt, C.L., & Saltz, R.F. (2011a). Effects of AlcoholEdu for college on alcohol-related problems among freshmen: A randomized multicampus trial. *J Stud Alcohol Drugs, 72(4)*, 642–650.

Paschall, M.J., Antin, T., Ringwalt, C.L., & Saltz, R.F. (2011b). Evaluation of an internet-based alcohol misuse prevention course for college freshmen: Findings of a randomized multi-campus trial. *Am J Prev Med, 41(3)*, 300–308.

Pemberton, M.R., Colliver, J.D., Robbins, T.M., & Gfroerer, J.C. (2008). Underage alcohol use: Findings from the 2002-2006 National Surveys on Drug Use and Health (HHS Publication No. SMA08-4333, Analytic Series A-30). Rockville, MD: Substance Abuse and Mental Health Services Administration, Office of Applied Studies. Retrieved on November 6, 2009, from http://www.oas.samhsa.gov/underage2k8/underage.pdf

Perry, C.L., Komro, K.A., Veblen-Mortenson, S., et al. (2003). A randomized controlled trial of the middle and junior high school D.A.R.E. and D.A.R.E. Plus programs. *Arch Pediatr Adolesc Med, 157(2),* 178–184.

Pleis, J.R., & Lethbridge-Cejku, M. (2007). Summary health statistics for U.S. adults: National Health Interview Survey, 2006. National Center for Health Statistics. *Vital Health Statistics, 10(235).* Retrieved on November 6, 2009, from http://www.cdc.gov/nchs/data/series/sr_10/sr10_235.pdf

Poduska, J., Gomez, M., Capo, Z., & Holmes, V. (2012). Developing a collaboration with the Houston independent school district: Testing the generalizability of a partnership model. *Adm Policy Ment Health, 39(4),* 258–267.

Presley, C.A., Meilman, P.W., & Cashin, J.R. (1996). *Alcohol and drugs on American college campuses: Use, consequences, and perceptions of the campus environment, Vol. IV: 1992–1994*. Carbondale, IL: Core Institute, Southern Illinois University.

Presley, C.A., Meilman, P.W., Cashin, J.R., & Lyerla, R. (1996). *Alcohol and drugs on American college campuses: Use, consequences, and perceptions of the campus environment, Vol. III: 1991–1993*. Carbondale, IL: Core Institute, Southern Illinois University.

Preusser, D.F., Ferguson, S.A., Williams, A.F., & Farmer, C.M. (1995). Underage access to alcohol: Sources of alcohol and use of false identification. Arlington, VA: Insurance Institute for Highway Safety.

Ramisetty-Mikler, S., Goebert, D., Nishimura, S., & Caetano, R. (2006). Dating violence victimization: Associated drinking and sexual risk behaviors of Asian, Native Hawaiian, and Caucasian high school students in Hawaii. *J Sch Health, 76(8),* 423–429.

Reifman, A., Barnes, G.M., Dintcheff, B.A., et al. (1998). Parental and peer influences on the onset of heavier drinking among adolescents. *J Stud Alcohol, 59,* 311–317.

Restak, R. (2001). The secret life of the brain. Washington, DC: National Academies Press.

Rhee, S.H., Hewitt, J.K., Young, S.E., et al. (2003). Genetic and environmental influences on substance initiation, use, and problem use in adolescents. *Arch Gen Psychiatr, 60,* 1256–1264.

Ries, L.A.G., Eisner, M.P., Kosary, C.L., Hankey, B.F., Miller, B.A., Clegg, L., et al. (Eds.). (2003). SEER cancer statistics review, 1975–2000. Bethesda, MD: National Cancer Institute, National Institutes of Health. Retrieved on June 21, 2007, from http://seer.cancer.gov/csr/1975_2000

Ringwalt, C., Vincus, A., Hanley, S., Ennett, S., Bowling, J., & Rohrbach, L. (2009). The prevalence of evidence-based drug use prevention curricula in U.S. middle schools in 2005. *Prev Sci, 10(1),* 33–40.

Robins, L., & Przybeck, T. (1985). Age of onset of drug use as factor in drug and other disorders. In: Jones, C.L., and Battjes, R.J. (Eds.), *Etiology of drug abuse* (pp. 178–192). Rockville, MD: National Institute on Drug Abuse.

Rohrbach, L., Gunning, M., Sun, P., & Sussman, S. (2012). The Project Towards No Drug Abuse (TND) dissemination trial: Implementation fidelity and immediate outcomes. *Prev Sci, 11(1),* 77–88.

Ruhm, C.J. (1996). Alcohol policies and highway vehicle fatalities. *J Health Econ, 15,* 435–454.

Saltz, R.F., Paschall, M.J., McGaffigan, R.P., & Nygaard, P.M. (2010). Alcohol risk management in college settings: The Safer California Universities randomized trial. *Am J Prev Med, 39(6),* 491–499.

Schaus, J.F., Sole, M.L., McCoy, T.P., Mullett, N., & O'Brien, M.C. (2009). Alcohol screening and brief intervention in a college student health center: A randomized controlled trial. *J Stud Alcohol Drugs, Suppl(16),* 131–141.

Schinke, S.P., Fang, L., Cole, K.C., & Cohen-Cutler, S. (2011). Preventing substance use among Black and Hispanic adolescent girls: Results from a computer-delivered, mother-daughter intervention approach. *Subst Use Misuse, 46 (1),* 35–45.

Schulenberg, J., O'Malley, P., Bachman, J., Wadsworth, K., & Johnston, L. (1996). Getting drunk and growing up: Trajectories of frequent binge drinking during the transition to young adulthood. *J Stud Alcohol, 57,* 289–304.

Scribner, R., Mason, K., Simonsen, N., Theall, K., Chotalia, J., Johnson, S., Schneider, S.K., & Dejong, W. (2010). An ecological analysis of alcohol-outlet density and campus-reported violence at 32 U.S. colleges. *J Stud Alcohol Drugs, 71,* 184–191.

Siegel, M.B., Naimi, T.S., Cremeens, J.L., & Nelson, D.E. (2011). Alcoholic beverage preferences and associated drinking patterns and risk behaviors among high school youth. *Am J Prev Med, 40(4),* 419–426.

Silveri, M.M., & Spear, L.P. (1998). Decreased sensitivity to the hypnotic effects of ethanol early in ontogeny. *Alcohol Clin Exp Res, 22,* 670–676.

Smith, G.S., Branas, C.C., & Miller, T.R. (1999). Fatal nontraffic injuries involving alcohol: A meta-analysis. *Ann Emerg Med, 33,* 659–668.

Soloff, P.H., Lynch, K.G., & Moss, H.B. (2000). Serotonin, impulsivity, and alcohol use disorders in the older adolescent: A psychobiological study. *Alcohol Clin Exp Res, 24,* 1609–1619.

Spear, L.P. (2000). The adolescent brain and age-related behavioral manifestations. *Neurosci Biobehav Rev, 24,* 417–463.

Spear, L.P., & Varlinskaya, E.I. (2005). Adolescence: Alcohol sensitivity, tolerance, and intake. In: Galanter, M. (Ed.), *Recent developments in alcoholism, Vol. 17: Alcohol problems in adolescents and young adults: Epidemiology, neurobiology, prevention, treatment* (pp. 143–159). New York: Springer.

Spoth, R., Guyll, M., Redmond, C., Greenberg, M., & Feinberg, M. (2011). Six-year sustainability of evidence-based intervention implementation quality by community-university partnerships: The PROSPER study. *Am J Community Psychol, 48(3–4),* 412–425.

Spoth, R., Redmond, C., Clair, S., Shin, C., Greenberg, M., & Feinberg, M. (2011). Preventing substance misuse through community–university partnerships: Randomized controlled trial outcomes 4½ years past baseline. *Am J Prev Med, 40(4),* 440–447.

Spoth, R., Redmond, C., Shin, C., Greenberg, M., Clair, S., & Feinberg, M. (2007). Substance-use outcomes at 18 months past baseline: the PROSPER Community–University Partnership Trial. *Am J Prev Med, 32(5),* 395–402.

Squeglia, L.M., Jacobus, J., & Tapert, S.F. (2009). The influence of substance use on adolescent brain development. *Clin EEG Neurosci, 40(1),* 31–38.

Stattin, H., & Kerr, M. (2000). Parental monitoring: A reinterpretation. *Child Dev, 71,* 1072–1085.

Steinberg, L., Fletcher, A., & Darling, N. (1994). Parental monitoring and peer influences on adolescent substance use. *Pediatrics, 93(6 PR 2),* 1060–1064.

Stout, E., Sloan, A., Liang, L., & Davies, H. (2000). Reducing harmful alcohol-related behaviors: Effective regulatory methods. *J Stud Alcohol, 61,* 402–412.

Stratton, K., Howe, C., & Battaglia, F.C. (Eds.). (1996). Fetal alcohol syndrome: Diagnosis, epidemiology, prevention, and treatment. Washington, DC: Institute of Medicine. Retrieved on March 3, 2010, from http://www.nap.edu/openbook.php?record_id=4991&page=1

Substance Abuse and Mental Health Services Administration. (2005). Results from the 2004 National Survey on Drug Use and Health: National Findings (Office of Applied Studies, NSDUH Series H-28, HHS Publication No. SMA 05-4062). Rockville, MD.

Substance Abuse and Mental Health Services Administration. (2007). Results from the 2006 National Survey on Drug Use and Health: National Findings (Office of Applied Studies, NSDUH Series H-32, HHS Publication No. SMA 08-4293). Rockville, MD.

Substance Abuse and Mental Health Services Administration. (2008). Results from the 2007 National Survey on Drug Use and Health: National Findings (NSDUH Series H-34, HHS Publication No. SMA 08-4343). Rockville, MD: Office of Applied Studies. Retrieved on November 6, 2009, from http://www.oas.samhsa.gov/nsduh/2k7nsduh/2k7Results.pdf

Substance Abuse and Mental Health Services Administration. (2009). Results from the 2008 National Survey on Drug Use and Health: National Findings (Office of Applied Studies, NSDUH series H-36, HHS Publication No. SMA 09-4434). Rockville, MD. Available at http://oas.samhsa.gov/nsduh/2k8nsduh/2k8Results.cfm

Substance Abuse and Mental Health Services Administration. (2010). Results from the 2009 National Survey on Drug Use and Health: Volume I. Summary of National Findings (Office of Applied Studies, NSDUH Series H-38A, HHS Publication No. SMA 10-4856). Rockville, MD. Available at http://oas.samhsa.gov/NSDUH/2k9NSDUH/2k9Results.htm

Substance Abuse and Mental Health Services Administration. (2011a). Results from the 2010 National Survey on Drug Use and Health: Summary of National Findings, NSDUH Series H-

41, HHS Publication No. (SMA) 11-4658. Rockville, MD: Substance Abuse and Mental Health Services Administration. Available at: http://www.samhsa.gov/data/NSDUH/2k10Results/web/PDFW/2k10Results.pdf

Substance Abuse and Mental Health Services Administration. (2011b). Results from the 2010 National Survey on Drug Use and Health: Detailed Tables. Available at: http://www.samhsa.gov/data/NSDUH/2k10ResultsTables/web/PDFW/index.pdf

Substance Abuse and Mental Health Services Administration. (2012a). Results from the 2011 National Survey on Drug Use and Health: Summary of National Findings, NSDUH Series H-44, HHS Publication No. (SMA) 12-4713. Rockville, MD: Substance Abuse and Mental Health Services Administration. Available at: http://www.samhsa.gov/data/NSDUH/2k11Results2011.pdf

Substance Abuse and Mental Health Services Administration. (2012b). Results from the 2010 National Survey on Drug Use and Health: Detailed Tables. Rockville, MD: Substance Abuse and Mental Health Services Administration. Available at: http://www.samhsa.gov/data/NSDUH/2k11SummNatFindDetTables/NSDUH-DetTab.pdf

Sugarman, D.E., DeMartini, K.S., & Carey, K.B. (2009). Are women at greater risk? An examination of alcohol-related consequences and gender. *Am J Addict, 18,* 194–197.

Swahn, M., Bossarte, R., & Sullivent, E. (2008). Age of alcohol use initiation, suicidal behavior, and peer and dating violence victimization and perpetration among high-risk, seventh-grade adolescents. *Pediatrics, 121(2),* 297–305.

Tapert, S., & Brown, S. (1999). Neuropsychological correlates of adolescent substance abuse: Four-year outcomes. *J Int Neuropsychol Soc, 5,* 481–493.

Tapert, S., Brown, G., Kindermann, S., et al. (2001). fMRI measurement of brain dysfunction in alcohol-dependent young women. *Alcohol Clin Exp Res, 25,* 236–245.

Task Force on Community Preventive Services. (2009). Recommendations for reducing excessive alcohol consumption and alcohol-related harms by limiting alcohol outlet density. *Am J Prev Med, 6,* 570–71.

Testa, M., & Livingston, J.A. (2009). Alcohol consumption and women's vulnerability to sexual victimization: Can reducing women's drinking prevent rape? *Subst Use Misuse, 44,* 1349–1376.

Timberlake, D.S., Hopfer, C.J., Rhee, S.H., et al. (2007). College attendance and its effect on drinking behaviors in a longitudinal study of adolescents. *Alcohol Clin Exp Res, 31(6),* 1020–1030.

Tschann, J.M., Adler, N.E., Irwin, C.E., Jr., et al. (1994). Initiation of substance use in early adolescence: The roles of pubertal timing and emotional distress. *Health Psychol, 13,* 326–333.

Underage Drinking: Understanding and reducing risk in the context of human development. (2008). *Pediatrics, 121, Suppl 4.*

U.S. Department of Health and Human Services. (2006). A Comprehensive Plan for Preventing and Reducing Underage Drinking. Rockville, MD: Substance Abuse and Mental Health Services Administration.

U.S. Department of Health and Human Services. (2007). The Surgeon General's call to action to prevent and reduce underage drinking. Rockville, MD: U.S. Department of Health and Human Services, Office of the Surgeon General.

Varlinskaya, E.I., & Spear, L.P. (2004). Acute ethanol withdrawal (hangover) and social behavior in adolescent and adult male and female Sprague-Dawley rats. *Alcohol Clin Exp Res, 28,* 40–50.

Wagenaar, A. (1981). Effects of an increase in the legal minimum drinking age. *J Health Policy, 2,* 206–225.

Wagenaar, A. (1983). Alcohol, young drivers, and traffic accidents. Lexington, MA: Lexington Books.

Wagenaar, A. (1993). Minimum drinking age and alcohol availability to youth: Issues and research needs. In: Hilton M.E., & Bloss, G. (Eds.), *Economics and the prevention of alcohol-related problems* (pp. 175–200). National Institute on Alcohol Abuse and Alcoholism Research Monograph No. 25, NIH Pub. No. 93-3513. Bethesda, MD: National Institute on Alcohol Abuse and Alcoholism.

Wagenaar, A., Toomey, T., Murray, D., Short, B., Wolfson, M., & Jones-Webb, R. (1996). Sources of alcohol for underage drinkers. *J Stud Alcohol, 57(3),* 325–333.

Wagenaar, A., & Wolfson, M. (1994). Enforcement of the legal minimum drinking age in the United States. *J Public Health Policy, 15(1),* 37–53.

Wagner, E.F., Lloyd, D.A., & Gil, A.G. (2002). Racial/ethnic and gender differences in the incidence and onset age of DSM-IV alcohol use disorder symptoms among adolescents. *J Stud Alcohol Drugs, 63(5),* 609–619.

Warren, K.R., & Bast, R.J. (1988). Alcohol-related birth defects: An update. *Public Health Rep, 103(6),* 638–642.

Wechsler, H., Lee, J.E., Hall, A., Wagenaar, A., & Lee, H. (2002). Secondhand effects of student alcohol use reported by neighbors of colleges: the role of alcohol outlets. *Soc Sci Med, 55,* 425–435.

Wechsler, H., Lee, J., Nelson, T., & Kuo, M. (2002). Underage college students' drinking behavior, access to alcohol, and the influence of deterrence policies: Findings from the Harvard School of Public Health College Alcohol Study. *J Am College Health, 50(5),* 223–236.

Wechsler, H., Lee, J., Nelson, T., & Lee, H. (2003). Drinking and driving among college students: The influence of alcohol control policies. *Am J Prev Med, 25(3),* 212–218.

Wechsler, H., Molnar, B., Davenport, A., Baer, J., et al. (1999). College alcohol use: A full or empty glass? *J Am College Health, 47,* 247–252.

Wechsler, H., and Nelson, T. (2008). What we have learned from the Harvard School of Public Health college alcohol study: Focusing attention on college student alcohol consumption and the environmental conditions that promote it. *J Stud Alcohol Drugs, 69(4),* 481–490.

Weitzman, E., Folkman, A., Folkman, K.L., & Wechsler, H. (2003). The relationship of alcohol outlet density to heavy and frequent drinking and drinking-related problems among college students at eight universities. *Health & Place, 9,* 1–6.

White, A.M., Truesdale, M.C., Bae, J.G., et al. (2002). Differential effects of ethanol on motor coordination in adolescent and adult rats. *Pharmacol Biochem Behav, 73,* 673–677.

Whitehead, P. (1977). Alcohol and young drivers: Impact and implications of lowering the drinking age. Ottawa: Department of National Health and Welfare, Health Protection Branch, Nonmedical Use of Drugs Directorate, Research Bureau.

Whitehead, P., Craig, J., Langford, N., MacArthur, C., Stanton, B., & Ferrence, R. (1975). Collision behavior of young drivers: Impact of the change in the age of majority. *J Stud Alcohol, 36,* 1208–1223.

Williams, A., Rich, R., Zador, P., & Robertson, L. (1974). The legal minimum drinking age and fatal motor vehicle crashes. Washington, DC: Insurance Institute for Highway Safety.

Williams, A.F. (2006). Young driver risk factors: Successful and unsuccessful approaches for dealing with them and an agenda for the future. *Injury Prev 12*(Suppl 1), i4–i8.

Williams, R.S., & Ribisl, K.M. (2012). Internet alcohol sales to minors. *Arch Pediatr Adolesc Med, May 7, 2012,* E1–E6.

York, J.L., Welte, J., Hirsch, J., Hoffman, J.H., & Barnes, G. (2004). Association of age at first drink with current alcohol drinking variables in a national general population sample. *Alcohol Clin Exp Res, 28(9),* 1379–1387.

Zador, P.L. (1991). Alcohol-related relative risk of fatal driver injuries in relation to driver age and sex. *J Stud Alcohol, 52,* 302–310.

APPENDIX I: Data Sheets — Non-APIS Legal Policies and State Enforcement Activities

Compliance Check Protocols						
Jurisdiction	**Age of decoy-min.**	**Age of decoy-max.**	**Appearance of decoy: General requirements**	**ID possession**	**Verbal exaggeration of age**	**Decoy training**
US						
AK	18	201/2	Yes (no rings on left finger; age-appropriate dress; male: no facial hair; female: no excessive facial makeup or lipstick)	Required	Permitted	Not specified
AL	16	19	Yes (male: no beard; female: no heavy makeup)	Required	Prohibited	Mandated
AR	16	19	Yes (male: no facial hair; female: no excessive jewelry or makeup)	Required	Prohibited	Not specified (watch video)
AZ	15	19	Yes (age-appropriate appearance)	Discretionary	Prohibited	Not specified
CA	Not specified	19	Yes (no hats, sunglasses, tattoos, visible body piercing, clothing with college or alcohol verbiage/logos; minimal jewelry; not large in stature; appropriate dress for age; hair that does not obscure facial features. Male: no facial hair, really short hair, balding or receding hairline. Female: minimal makeup, no provocative clothing)	Discretionary	Prohibited	Not specified
CO	18	20	Yes (age-appropriate appearance with no age enhancements)	Discretionary	Prohibited	Not specified
CT	Not specified	Not specified	Yes (no sweatshirts or other clothing appropriate for someone of legal age [e.g., military sweatshirts])	Discretionary	Prohibited	Not specified
DC						
DE	16	20	Yes (male: no facial hair; female no excessive makeup)	Required	Prohibited	Recommended
FL	16	19	Yes (obviously underage in appearance; no uniforms; dress based on community standards in target area; male: no facial hair; female: hair and makeup age-appropriate; no revealing attire)	Discretionary	Prohibited	Not specified
GA	17	19	Yes (no facial hair)	Prohibited	Prohibited	Not specified

HI						
IA						
ID	16	20.5	Yes (age-appropriate appearance; male: not large in stature; no excessive facial hair; female: minimal makeup and jewelry)	Required	Not specified	Not specified
IL	Not specified	Not specified	Yes (age-appropriate dress; no clothing with alcohol logos. Female: no heavy makeup, excessive jewelry, wedding bands, or suggestive clothing)	Required	Prohibited	Mandated
IN	18	20.75	Yes (age-appropriate dress and grooming)	Prohibited	Prohibited	Mandated
KS	18	19.5	Yes (youthful-looking appearance; male: no facial hair)	Required	Prohibited	Not specified
KY	18	20.5	Yes (age-appropriate appearance and character)	Prohibited	Prohibited	Mandated
LA						
MA	Not specified	Not specified	Yes (age-appropriate appearance)	Prohibited	Prohibited	Recommended
MD						
ME						
MI						
MN						
MO	18	19	Yes (youthful appearance; no headgear obstructing face or hairline; male: no facial hair or receding hairline; female: no excessive makeup or jewelry)	Required	Prohibited	Mandated
MS	16	19	Yes (male: no facial hair and youthful looking)	Not specified	Prohibited	Not specified
MT						
NC						
ND						
NE	Not specified	20	Yes (no alteration to normal dress and/or appearance; hats or caps not pulled down over eyes)	Required	Permitted	Not specified
NH	17	20	Yes (age assessment panel. Casual attire; average height and build. If decoy is age 20, must appear to be between 17 and 19. Male: no facial hair; female: minimal makeup)	Required	Prohibited	Mandated
NJ						
NM	18	20	Yes (age-appropriate appearance; no sunglasses or caps; male: no facial hair; female: no excessive makeup)	Required	Prohibited	Not specified
NV						
NY	18	20.5	Yes (should look age-appropriate)	Discretionary	Permitted	Mandated
OH	17	20	Yes (age-appropriate appearance; hairstyle and clothing consistent with underage persons in target area; minimal jewelry. Male: no facial hair; female: minimal makeup)	Discretionary	Prohibited	Mandated
OK						
OR	17	20	Yes (must look under 26 years)	Required	Prohibited	Not specified
PA	18	20.5	Yes (age-appropriate dress and appearance)	Discretionary	Permitted	Mandated
RI						
SC						
SD						

TN	18	20 (minors under 18 allowed only in extreme circum-stances)	Yes (youthful appearance; male: no facial hair)	Required	Prohibited	Not specified
TX	Not specified	18	Yes (youthful appearance; attire typical for teenagers in target area; male: no facial hair)	Discretionary	Prohibited	Mandated (orien-tation meeting required)
UT						
VA	17	19	Yes (age-appropriate appearance, clothing and physical characteristics. Male: no facial hair; female: no excessive makeup or revealing clothing)	Required	Prohibited	Mandated
VT	18 (director's permission required for 17 year olds)	20	Yes (young adult appearance; male: no facial hair; female: no excessive makeup)	Required	Prohibited	Not specified
WA						
WI						
WV	18	20	No	Required	Prohibited	Mandated
WY	18	20	Yes (casual attire, average height and build; male: no facial hair; female: little or no makeup)	Discretionary	Prohibited	Mandated

Direct Shipments/Sales												
			Age verification requirements			State approval/ permit requirements		Recording/ reporting requirements		Shipping label requirements		
Jurisdiction	Direct shipments permitted	Alcohol type permitted	Mandatory trips to producers	Age verification prior to sale	Age verification prior to delivery	Shipper license/ permit required	State approval of common carrier	Shipper record/ report buyer's name	Deliverer record/ report recipient's name	Package contains alcohol	Recipient must be 21	Citations
US												
AK	Yes	Beer, wine, distilled spirits	No	No	No	No	No	No	No	Yes (applies to wine shipments)	Yes (applies to wine shipments)	Alaska Stat. § 04.11.010; Alaska Stat. § 04.11.140; Alaska Stat. § 04.11.491; Alaska Stat. § 04.16.125; Alaska Admin. Code tit. 13, § 104.640, Alaska Admin. Code tit. 13, § 104.645
AL	No											Ala. Code § 28-1-4; Ala. Admin. Code r. 20-X-8-.03; Ala. Admin. Code r. 20-X-8-.04
AR	No											Ark. Code Ann. § 3-5-1602; Ark. Code Ann. § 3-7-106
AZ	Yes	Wine	No	Yes	Yes	Yes	No	Yes (for out-of-state sales only)	Yes	No	Yes	Ariz. Rev. Stat. § 4-101; Ariz. Rev. Stat. § 4-203.04; Ariz. Rev. Stat. § 4-205.04; Ariz. Admin. Code R15-3-403; Ariz. Admin. Code R19-1-204; Ariz. Admin. Code R19-1-221
CA	Yes	Wine	No	No	No	Yes	No	No	No	Yes	Yes	Cal. Bus. & Prof. Code § 23661.2; Cal. Bus. & Prof. Code § 23661.3
CO	Yes	Wine	No	No	Yes	Yes	No	Yes	No	Yes	Yes	Col. Rev. Stat. § 12-47-104; Col. Rev. Stat. § 12-47-701
CT	Yes	Wine	No	Yes (ID check required at some point prior to delivery)	Yes (ID check required at some point prior to delivery)	Yes	Yes	Yes	Yes	Yes	Yes	Conn. Gen. Stat. § 30-16; Conn. Gen. Stat. § 30-18; Conn. Gen. Stat. § 30-18a; Conn. Gen. Stat. § 30-19f
DC	Yes	Beer, wine, distilled spirits	No	No	No	No	No	No	No	No	No	D.C. Code Ann. § 25-102; D.C. Code Ann. § 25-772

DE	No											Del. Code Ann. tit. 4, § 501; Del. Code Ann. tit. 4, § 526
FL	No											Fla. Stat. Ann. § 561.14; Fla. Stat. Ann. § 561.54; Fla. Stat. Ann. § 561.545; Fla. Stat. Ann. § 564.02
GA	Yes	Wine	No	Yes	No	Yes	No	Yes	No	Yes	Yes	Ga. Code Ann. § 3-6-30; Ga. Code Ann. § 3-3-31; Ga. Code Ann. § 3-6-31; Ga. Code Ann. § 3-6-32; Ga Comp. R. & Regs. 560-2-9-.02
HI	Yes	Wine	No	No	No	Yes	No	No	No	Yes	Yes	Haw. Rev. Stat. § 281-33.1; Haw. Rev. Stat. § 281-33.6
IA	Yes	Wine	No	No	Yes	Yes	Yes	No	Yes	Yes	Yes	Iowa Code § 123.187; Iowa Code § 123.3; Iowa Code § 123.56; Iowa Code § 123.98
ID	Yes	Wine	No	No	No	Yes	No	No	Yes	Yes	Yes	Idaho Code § 23-1309; Idaho Code § 23-1309A; Idaho Code § 23-1314
IL	Yes	Wine	No	No	No	Yes	No	Yes	Yes	Yes	Yes	235 Ill. Comp. Stat. 5/5-1; 235 Ill. Comp. Stat. 5/6-8; 235 Ill. Comp. Stat. 5/6-16; 235 Ill. Comp. Stat. 5/6-29; 235 Ill. Comp. Stat. 5/6-29.1; 235 Ill. Comp. Stat. 5/8-12; Ill Admin. Code tit. 86, § 420.100
IN	Yes	Wine	Yes	Yes	Yes	Yes	Yes	Yes	No	Yes	Yes	Ind. Code § 7.1-3-2-7; Ind. Code § 7.1-3-18-2; Ind. Code § 7.1-3-18-3; Ind. Code § 7.1-3-18-4; Ind. Code § 7.1-3-26-5; Ind. Code § 7.1-3-26-6; Ind. Code § 7.1-3-26-7; Ind. Code § 7.1-3-26-9; Ind. Code § 7.1-3-26-13
KS	Yes	Wine	No	Yes	No	Yes	Yes	Yes	No	Yes	No	Kan. Stat. Ann. § 41-102; Kan. Stat. Ann. § 41-104; Kan. Stat. Ann. § 41-308a; Kan. Stat. Ann. § 41-350; Kan. Reg. 14-5-2; Kan. Reg. 14-11-23
KY	Yes	Wine	No	No	No	Yes	Yes	No	No	No	No	Ky. Rev. Stat. Ann. § 241.010; Ky. Rev. Stat. Ann. § 243.155; Ky. Rev. Stat. Ann. § 244.165 (The relevant subsections of these statutes have been held unconstitutional in the case of Cherry Hill Vineyards, LLC v. Hudgins (W.D.Ky. 2006) 488 F.Supp.2d 601, affirmed by Cherry Hill Vineyards, LLC v. Lilly, 553 F.3d 423, 424+ (6th Cir.(Ky.) Dec 24, 2008)).
LA	Yes	Wine	No	No	No	Yes	No	No	Yes	Yes	Yes	La Rev. Stat. Ann. § 26:85; La Rev. Stat. Ann. § 26:369; La. Admin Code tit. 61, pt. I § 201
MA	Yes	Wine	No	No	Yes	Yes	Yes	Yes	No	Yes	Yes	Mass. Gen. Laws ch. 138 § 19F; Mass. Gen. Laws ch. 138 § 22; Mass. Regs. Code tit. 830, § 62C.25.1
MD	Yes	Wine	No	No	Yes	Yes	Yes	Yes	Yes	Yes	Yes	Md. Ann. Code, art. 2B, § 2-101; Md. Ann. Code, art. 2B, § 7.5-101; Md. Ann. Code, art. 2B, § 7.5-102; Md. Ann. Code, art. 2B, § 7.5-103; Md. Ann. Code, art. 2B, § 7.5-104; Md. Ann. Code, art. 2B, § 7.5-105; Md. Ann. Code, art. 2B, § 7.5-106; Md. Ann. Code, art. 2B, § 7.5-107; Md. Ann. Code, art. 2B, § 7.5-108; Md. Ann. Code, art. 2B, § 7.5-109; Md. Ann. Code, art. 2B, § 7.5-110; Md. Ann. Code, art. 2B, § 7.5-111; Md. Ann. Code, art. 2B, § 7.5-113

ME	Yes	Wine	No	No	Yes	Yes	Yes	Yes	No	Yes	Yes	Me. Rev. Stat. Ann. tit. 28-A § 1403-A; Me. Rev. Stat. Ann. tit. 28-A, § 2077; Me. Rev. Stat. Ann. tit. 28-A, § 2077-B; Me. Rev. Stat. Ann. tit. 28-A, § 2075
MI	Yes	Wine	No	Yes	Yes	Yes	No	Yes	No	Yes	Yes	Mich. Stat. Ann. § 436.1203
MN	Yes	Wine	No	No	No	No	No	No	No	Yes	Yes	Minn. Stat. § 340A.417
MO	Yes	Wine	No	No	Yes	Yes	Yes	No	Yes	Yes	Yes	Mo. Rev. Stat. § 311.185
MS	No											Miss. Code Ann. § 67-1-9; Miss. Code Ann. § 67-1-41; Miss. Code Ann. § 97-31-47
MT	Yes	Beer, wine	No	No	No	Yes	No	No	No	No	No	Mont. Code Ann. § 16-4-901; Mont. Code Ann. § 16-4-903; Mont. Code Ann. § 16-4-906
NC	Yes	Wine	No	No	Yes	Yes	Yes	No	No	Yes	Yes	N.C. Gen. Stat. § 18B-109; N.C. Gen. Stat. § 18B-1001; N.C. Gen. Stat. § 18B-1001.1; N.C. Gen. Stat. § 18B-1001.2; N.C. Gen. Stat. § 18B-1001.3; N.C. Gen. Stat. § 18B-1101; N.C. Gen. Stat. § 18B-1102; N.C. Gen. Stat. § 18B-1115; N.C. Gen. Stat. § 105-113.68; N.C. Gen. Stat. § 105-113.84
ND	Yes	Beer, wine, distilled spirits	No	No	No	Yes	No	No	No	No	Yes	N.D. Cent. Code § 5-01-16; N.D. Cent. Code § 5-01-17; N.D. Cent. Code § 5-01-19
NE	Yes	Beer, wine, distilled spirits	No	Yes	No	Yes	No	No	No	No	No	Neb. Rev. Stat. § 53-103; Neb. Rev. Stat. § 53-103.01; Neb. Rev. Stat. § 53-103.02; Neb. Rev. Stat. § 53-103.03; Neb. Rev. St. § 53-103.23; Neb. Rev. Stat. § 53-103.37; Neb. Rev. Stat. § 53-103.38; Neb. Rev. Stat. § 53-123.11; Neb. Rev. Stat. § 53-123.15; Neb. Rev. Stat. § 53-124; Neb. Rev. Stat. § 53-130.01; Neb. Rev. Stat. § 53-192; Neb. Admin. R. & Regs. Tit. 237, Ch. 6, § 019; Neb. Admin. R. & Regs. Tit. 237, Ch. 7, § 002
NH	Yes	Beer, wine, distilled spirits	No	No	No	Yes	Yes	Yes	Yes	Yes	Yes	N.H. Rev. Stat. Ann. § 175:1; N.H. Rev. Stat. Ann. § 178:14; N.H. Rev. Stat. Ann. § 178:27; N.H. Rev. Stat. Ann. § 178:29; N.H. Rev. Stat. Ann. § 179:5; N.H. Code Admin. R. Liq 1102.04; N.H. Code Admin. R. Liq 1103.02; N.H. Code Admin. R. Liq 1104.01; N.H. Code Admin. R. Liq 1104.02; N.H. Code Admin. R. Liq 1104.05; N.H. Code Admin. R. Liq 1105.01; N.H. Code Admin. R. Liq 1105.02
NJ	No											N.J. Rev. Stat. § 33:1-2; N.J. Rev. Stat. § 33:1-10; 2004 N.J. Laws 102, § 2
NM	Yes	Wine	No	No	No	Yes	Yes	No	No	Yes	Yes	N.M. Stat. Ann. § 60-7A-3; N.M. Stat. Ann. § 60-7A-4; N.M. Stat. Ann. § 60-7A-8; N.M. Stat. Ann. § 60-6A-11.1; N.M. Stat. Ann. § 60-6A-13

NV	Yes	Beer, wine, distilled spirits	No	No	No	Yes	No	Yes	Yes	Yes (applies to internet orders)	No	Nev. Rev. Stat. § 202.015; Nev. Rev. Stat. § 202.055; Nev. Rev. Stat. § 369.040; Nev. Rev. Stat. § 369.111; Nev. Rev. Stat. § 369.180; Nev. Rev. Stat. § 369.181; Nev. Rev. Stat. § 369.430; Nev. Rev. Stat. § 369.450; Nev. Rev. Stat. § 369.464; Nev. Rev. Stat. § 369.466; Nev. Rev. Stat. § 369.468; Nev. Rev. Stat. § 369.490; Nev. Admin. Code ch. 369, § 016
NY	Yes	Wine	No	No	Yes	Yes	Yes	Yes	No	Yes	Yes	N.Y. Alco. Bev. Cont. § 79-c; N.Y. Alco. Bev. Cont. § 79-d
OH	Yes	Beer, wine	No	Yes (prior to sending a shipment of beer or wine, the shipper must make a "bona fide" effort to ensure the pur-chaser is at least 21)	Yes	Yes	Yes	Yes	No	Yes	No	Ohio Rev. Code Ann. § 4303.22; Ohio Rev. Code Ann. § 4303.232; Ohio Admin. Code § 4301:1-1-25
OK	No											Okla. Stat. tit. 37, § 505; Okla. Stat. tit. 37, § 521; Okla. Stat. tit. 37, § 521.3
OR	Yes	Wine (or cider)	No	No	Yes	Yes	Yes	Yes	Yes	Yes	Yes	Or. Rev. Stat. § 471.282; Or. Rev. Stat. § 473.140; Or. Rev. Stat. § 471.404; Or. Admin. R. 845-005-0417; Or. Admin. R. 845-005-0424; Or. Admin. R. 845-006-0391; Or. Admin. R. 845-006-0392
PA	No											47 Pa. Cons. Stat. § 1-102; 47 Pa. Cons. Stat. § 4-488; 47 Pa. Cons. Stat. § 5-505.2; 47 Pa. Cons. Stat. § 5-505.4; 40 Pa. Code § 5.103; 40 Pa. Code § 9.12; 40 Pa. Code § 9.144; 40 Pa. Code § 11.111; 40 Pa. Code § 11.211; 40 Pa. Code § 11.212
RI	No											R.I. Gen. Laws § 3-4-8
SC	Yes	Wine	No	No	No	Yes	No	No	No	Yes	Yes	S.C. Code Ann. § 61-4-730; S.C. Code Ann. § 61-4-747; 7 S.C. Code Ann. Regs 200.2
SD	No											S.D. Codified Laws § 35-4-49; S.D. Codified Laws § 35-4-66; S.D. Codified Laws § 35-12A-1; S.D. Codified Laws § 35-12A-3; S.D. Codified Laws § 35-12A-4

TN	Yes	Wine	No	No	Yes	Yes	No	Yes	No	Yes	Yes	Tenn. Code Ann. § 57-3-217
TX	Yes	Wine	No	No	Yes	Yes	Yes	Yes	No	Yes	Yes	Tex. Alco. Bev. Code § 16.09; Tex. Alco. Bev. Code § 41.04; Tex. Alco. Bev. Code § 54.01; Tex. Alco. Bev. Code § 54.02; Tex. Alco. Bev. Code § 54.03; Tex. Alco. Bev. Code § 54.05; Tex. Alco. Bev. Code § 54.06; Tex. Alco. Bev. Code § 110.053; 16 Tex. Admin. Code § 41.23; 16 Tex. Admin. Code § 41.56
UT	No											Utah Code Ann. § 32B-4-401
VA	Yes	Beer, wine	No	No	Yes	Yes	Yes	Yes	Yes	Yes	Yes	Va. Code Ann. § 4.1-207; Va. Code Ann. § 4.1-209.1; 3 Va. Admin. Code § 5-70-220; 3 Va. Admin. Code § 5-70-225
VT	Yes	Wine	No	No	Yes	Yes	Yes	Yes	No	Yes	Yes	Vt. Stat. Ann. tit. 7, § 66; Vt. Stat. Ann. tit. 7, § 239
WA	Yes	Wine	No	No	Yes	Yes	No	No	No	No	Yes	Wash. Rev. Code § 66.20.365; Wash. Rev. Code § 66.20.370; Wash. Rev. Code § 66.20.375; Wash. Rev. Code § 66.20.380; Wash. Rev. Code § 66.20.385; Wash. Rev. Code § 66.24.206
WI	Yes	Wine	No	No	No	Yes	No	Yes	No	No	Yes	Wis. Stat. § 125.53; Wis. Stat. § 125.535; Wis. Stat. § 139.035; Wis. Admin. Code § Tax 8.24
WV	Yes	Wine	No	No	Yes	Yes	Yes	Yes	Yes	Yes	Yes	W. Va. Code, § 60-8-6; W. Va. Code, § 60-8-6a; W. Va. Code, § 60-8-7; W. Va. Code St. R. § 175-1-7; W. Va. Code St. R. § 175-4-2; W. Va. Code St. R. § 175-4-9
WY	Yes	Wine	No	No	No	Yes	Yes	No	No	Yes	Yes	Wyo. Stat. Ann. § 12-2-204; Wyo. Stat. Ann. § 12-4-412; 20 Wyo. Code Rev. Gen. R. § 16

Dram Shop Liability						
Jurisdiction	**Statutory liability**	**Limitations on damages**	**Limitations on who may be sued**	**Limits re elements/ stds of proof**	**Common law liability**	**Citations**
US	No	No	No	No	No	
AK	Yes	No	No	No	No	Alaska Stat. § 04.21.020; Gonzales v. Safeway Stores, 882 P.2d 389 (Alaska 1994).
AL	Yes	No	No	No	No	Ala. Code § 6-5-71; Jones v. BP Oil Co, Inc., 632 So. 2d 435 (Ala. 1993).
AR	Yes	No	No	No	No	Ark. Code § 16-126-103; Ark. Code § 16-126-104; Ark. Code § 16-126-105; Cadillac Cowboy, Inc. v. Jackson, 69 S.W. 3d 383 (Ark. 2002).
AZ	Yes	No	No	No	Yes	Ariz. Rev. Stat. § 4-311; Schwab v. Matley, 793 P.2d 1088 (Ariz. 1990); Young v. DFW Corp., 908 P.2d 1 (Ariz. Ct. App. 1995).
CA	Yes	No	No	Yes (minor must be obviously intoxicated at time alcohol of furnishing)	No	Cal. Bus. & Prof. Code § 25602.1; Strang v. Cabrol, 691 P.2d 1013 (Cal. 1984).
CO	Yes	Yes ($280,810 per person)	No	Yes (knowledge of underage status)	No	Colo. Rev. Stat. § 12-47-801; Sigman v. Seafood Ltd. P'ship, 817 P.2d 527 (Colo. 1991); Dickman v. Jackalope, Inc., 870 P.2d 1261 (Colo. Ct. App. 1994).
CT	Yes	Yes ($250,000 per person)	No	Yes (minor must be intoxicated at time of furnishing)	Yes	Conn. Gen. Stat. § 30-102; Bohan v. Last, 674 A. 2d 839 (Conn. 1996); Ely v. Murphy, 540 A.2d 54 (Conn. 1988); Hayes v. Caspers, 881 A.2d 428 (Conn. Ct. App.), app. denied, 276 Conn. 915 (2005); Davenport v. Quinn, 730 A.2d 1184 (Conn. Appt. Ct. 1999).
DC	No	No	No	No	Yes	Rong Yao Zhou v. Jennifer Mall Restaurant, Inc., 534 A.2d 1268 (D.C.1987).
DE	No	No	No	No	No	McCall v. Villa Pizza Inc., 636 A.2d 912 (Del. 1994); Acker v. S.W. Cantinas, Inc., 586 A.2d 1178 (Del. 1991).
FL	Yes	No	No	Yes (willful and unlawful furnishing to minor)	No	Fla. Stat. § 562.11; Fla. Stat. § 768.125; Tobias v. Osorio, 681 So. 2d 905 (Fla. Dist. Ct. App. 1996).
GA	Yes	No	No	Yes (furnishing with knowledge that customer was a minor and would soon be operating a motor vehicle)	No	Ga. Code Ann. § 51-1-40; Flores v. Exprezit! Stores, 713 S.E.2d 368 (2011); Hulsey v. Northside Equities, Inc., 548 S.E.2d 41 (Ga. Ct. App. 2001), aff'd, 567 S.E.2d 4 (Ga. 2002)
HI	No	No	No	No	Yes	Haw. Rev. Stat. § 281-78; Reyes v. Kuboyama, 870 P.2d 1281 (Haw.1994); Ono v. Applegate, 612 P. 2d 533 (Haw. 1980).

IA	Yes	No	Yes (retailers that furnish alcohol for off-premises consumption are exempt)	Yes (retailer should have known that minor was intoxicated or was going to become intoxicated)	No	Iowa Code § 123.92; Iowa Code § 123.49; Hoth v. Meisner, 548 N.W.2d 152 (Iowa 1996); Kelly v. Sinclair Oil Corp., 476 N.W.2d 341 (Iowa 1991).
ID	Yes	No	No	No	No	Idaho Code § 23-808; Mc Lean v. Maverik Country Stores, Inc., 135 P.3d 756 (Idaho 2006).
IL	Yes	Yes (injured parties: $62,961.47 per person. Families of injured parties (for loss of means of support): $76,952.91)	No	No	No	235 Ill. Comp. Stat. 5/6-21; Charles v. Seigfried, 651 N.E.2d 154 (Ill. 1995).
IN	Yes	No	No	Yes (knowledge of visible intoxication)	No	Ind. Code § 7.1-5-10-15.5; Merchants Nat. Bank v. Simrell's Sports Bar & Grill, 741 N.E.2d 383 (Ind. Ct. App. 2000).
KS	No	No	No	No	No	Bland v. Scott, 112 P.3d 941 (Kan. 2005).
KY	Yes	No	No	No	No	Ky. Rev. Stat. § 413.241; DeStock # 14, Inc. v. Logsdon, 993 S.W.2d 952 (Ky. 1999).
LA	No	No	No	No	Yes	La. Rev. Stat. Ann. § 9:2800.1; Berg v. Zummo, 786 So. 2d 708 (La. 2001).
MA	No	No	No	No	Yes	Mass. Gen. Laws ch. 231, § 85T; Cimino v. Milford Keg, Inc., 431 N.E.2d 920 (Mass. 1982); Adamian v. Three Sons, Inc., 233 N.E.2d 18 (Mass. 1968); Wiska v. St. Stanislaus Social Club, Inc., 390 N.E.2d 1133 (Mass. App. Ct. 1979).
MD	No	No	No	No	No	Felder v. Butler, 438 A.2d 494 (Md. 1981); Moran v. Foodmaker, 594 A.2d 587 (Md. Spec. Ct. App. 1991), writ denied, 599 A.2d 90 (Md. 1991).

ME	Yes	Yes ($350,000 limit for all claims per occurrence. Medical care and treatment costs excluded from limit)	No	No	No	Me. Rev. Stat. Ann. tit. 28-A, § 2503; Me. Rev. Stat. Ann. tit. 28-A, § 2505; Me. Rev. Stat. Ann. tit. 28-A, § 2506; Me. Rev. Stat. Ann. tit. 28-A, § 2507; Me. Rev. Stat. Ann. tit. 28-A, § 2508; Me. Rev. Stat. Ann. tit. 28-A, § 2509; Me. Rev. Stat. Ann. tit. 28-A, § 2511; Me. Rev. Stat. Ann. tit. 28-A, § 2515; Jackson v. Tedd-Lait Post No. 5, 723 A.2d 1220 (Me. 1999).
MI	Yes	No	No	No	No	Mich. Comp. Laws § 436.1801; Mich. Comp. Laws § 436.1815; Longstreth v Gensel, 377 N.W.2d 804 (Mich. 1985).
MN	Yes	No	No	No	No	Minn. Stat. § 340A.801; Minn. Stat. § 340A.503.
MO	Yes	No	Yes (retailers that furnish alcohol for off-premises consumption exempt)	Yes (clear and convincing evidence required to show that retailer knew or should have known underage status)	No	Mo. Rev Stat. § 537.053; Snodgras v. Martin & Bayley, Inc., 204 S.W.3d 638 (Mo. 2006).
MS	No	No	No	No	Yes	Bryant v. Alpha Entertainment Corp., 508 So. 2d 1094 (Miss. 1987); Moore v. K&J Enters., 856 So. 2d 621 (Miss. Ct. App.), cert. granted, 860 So.2d 1223 (Miss. 2003), cert. dismissed (Mar. 4, 2004).
MT	Yes	Yes ($250,000 non-economic damages per person and $250,000 punitive damages per person)	No	No	No	Mont. Code Ann. § 27-1-710; Rohlfs v. Klemenhagen, LLC, 227 P.3d 42 (Mont. 2009).
NC	Yes	Yes ($500,000 total award to all injured parties per occurrence)	No	Yes (injury must be a proximate result of the negligence of an underage drivers negligent operation of a vehicle while intoxicated)	No	N.C. Gen. Stat. § 18B-120; N.C. Gen. Stat. § 18B-121; N.C. Gen. Stat. § 18B-122; N.C. Gen. Stat. § 18B-123; Estate of Mullis by Dixon v. Monroe Oil Co., 488 S.E.2d 830 (N.C. Ct. App. 1997), aff'd, 505 S.E.2d 131 (N.C. 1998).
ND	Yes	No	No	Yes (knowledge of underage status)	No	N.D. Cent. Code § 5-01-06.1; N.D. Cent. Code § 32-21-02; Thoring v. Bottonsek, 350 N.W.2d 586 (N.D. 1984).

NE	Yes	No	No	No	No	Neb. Rev. Stat. § 53-401; Neb. Rev. Stat. § 53-402; Neb. Rev. Stat. § 53-403; Neb. Rev. Stat. § 53-404; Neb. Rev. Stat. § 53-405; Neb. Rev. Stat. § 53-406; Neb. Rev. Stat. § 53-407; Neb. Rev. Stat. § 53-408; Pelzek v. American Legion, 463 N.W.2d 321 (Neb. 1990).
NH	Yes	No	No	No	No	N.H. Rev. Stat. Ann. § 507-F:1, N.H. Rev. Stat. Ann. § 507-F:2, N.H. Rev. Stat. Ann. § 507-F:3, N.H. Rev. Stat. Ann. § 507-F:4, N.H. Rev. Stat. Ann. § 507-F:5, N.H. Rev. Stat. Ann. § 507-F:6, N.H. Rev. Stat. Ann. § 507-F:7, N.H. Rev. Stat. Ann. § 507-F:8.
NJ	Yes	No	No	No	No	N.J. Rev. Stat. § 2A:22A-5.
NM	Yes	No	No	No	No	N.M. Stat. Ann. § 41-11-1; Trujillo v. City of Albuquerque, 965 P.2d 305 (N.M. 1998).
NV	No	No	No	No	No	Nev. Rev. Stat. § 41.1305; Hinegardner v. Marcor Resorts, L.P.V., 844 P.2d 800 (Nev. 1992).
NY	Yes	No	No	No	No	N.Y. Gen. Oblig. Law § 11-100.
OH	Yes	No	No	No	No	Ohio Rev. Code § 4399.18; Ohio Rev. Code § 4301.69; Lesnau v. Andate Enters., Inc., 756 N.E.2d 97 (Ohio 2001).
OK	No	No	No	No	Yes	Mansfield v. Circle K. Corp., 877 P.2d 1130 (Okla. 1994); Busby v. Quail Creek Golf and Country Club, 885 P.2d 1326 (Okla. 1994); Tomlinson v. Love's Country Stores, Inc., 854 P.2d 910 (Okla. 1993); Brigance v. Velvet Dove Restaurant, Inc., 725 P.2d 300 (Okla. 1986).
OR	Yes	No	No	No	No	Or. Rev. Stat. § 471.567; Or. Rev. Stat. § 471.565.
PA	No	No	No	No	Yes	47 Pa. Cons. Stat. § 4-493; Matthews v. Konieczny, 527 A.2d 508 (Pa. 1987).
RI	Yes	No	No	No	No	R.I. Gen. Laws § 3-14-4; R.I. Gen. Laws § 3-14-5; R.I. Gen. Laws § 3-14-6; R.I. Gen. Laws § 3-14-7; R.I. Gen. Laws § 3-14-8; R.I. Gen. Laws § 3-14-9; R.I. Gen. Laws § 3-14-12.
SC	No	No	No	No	Yes	Norton v. Opening Break of Aiken, Inc., 443 S.E.2d 406 (S.C. Ct. App. 1994), affirmed, 462 S.E.2d 861 (S.C. 1995); Whitlaw v. Kroger Co., 410 S.E.2d 251 (S.C. 1991).
SD	No	No	No	No	No	S.D. Codified Laws § 35-4-78; S.D. Codified Laws § 35-11-1; Baatz v. Arrow Bar, 426 N.W.2d 298 (S.D. 1988); Wildeboer v. South Dakota Junior Chamber of Commerce, Inc., 561 N.W.2d 666 (S.D. 1997).
TN	Yes	No	No	Yes (fact finder must determine that retailer knew customer was a minor beyond a reasonable doubt)	No	Tenn. Code Ann. § 57-10-102; Worley v. Weigel's, Inc., 919 S.W.2d 589 (Tenn. 1996).

TX	Yes	No	Yes (retailers may be held liable if they are 21 or over and furnish alcohol to a minor under age 18)	Yes (knowledge of underage status)	Unc	Tex. Alco. Bev. Code Ann. § 2.01; Tex. Alco. Bev. Code Ann. § 2.02; Tex. Alco. Bev. Code Ann. § 2.03.
UT	Yes	Yes ($1,000,000 limit for one person and $2,000,000 limit for all injured parties per occurrence)	Yes (retailers that furnish beer only for off-premises consumption are exempt)	No	No	Utah Code Ann. § 32B-15-201; Utah Code Ann. § 32B-15-301; Mackay v. 7-Eleven Sales Corp., 995 P.2d 1233 (Utah 2000); Adkins v. Uncle Bart's, Inc., 1 P.3d 528 (Utah 2000).
VA	No	No	No	No	No	Robinson v. Matt Mary Moran, Inc., 525 S.E.2d 559 (Va. 2000).
VT	Yes	No	No	No	Unc	Vt. Stat. Ann. tit. 7, § 501.
WA	No	No	No	No	Yes	Crowe v. Gaston, 951 P.2d 1118 (Wash. 1998); Schooley v. Pinch's Deli Market, Inc., 951 P.2d 749 (Wash. 1998).
WI	Yes	No	No	No	No	Wis. Stat. § 125.035; Meier v. Champ's Sport Bar & Grill, 623 N.W.2d 94 (Wis. 2001).
WV	No	No	No	No	Yes	Anderson v. Moulder, 394 S.E.2d 61 (W. Va. 1990).
WY	No	No	No	No	Yes	Daniels v. Carpenter, 62 P.3d 555 (Wyo. 2003).

Graduated Driver's Licenses										
Juris-diction	**Minimum Entry Age**	**Mini-mum Manda-tory Holding Period (Months)**	**Min. Supvsd Driving (Hrs)**	**Mini-mum Age**	**Unsupvsd Night Drvg Prohibited (Hour)**	**Primary Enforce-ment of Night-Driving Re-strictions**	**Passenger Restrictions**	**Primary Enforce-ment of Pas-senger Restric-tions**	**Minimum Age To Lift Restric-tions**	**Citations**
US										
AK	14	6	40 (10 of which must be at night)	16	1 am	Yes	Yes (no passengers under 21 except siblings, unless at least one pas-senger is parent, guardian, or person at least 21 years old)	Yes	16 years, 6 months	Alaska Stat. § 28.15.051; Alaska Stat. § 28.15.055; Alaska Stat. § 28.15.057
AL	15	6	0 (with driver education; 30 hours without)	16	12 am	No	Yes (no more than one passenger, excluding parent or guardian)	No	17	Ala. Code § 32-6-7.2; Ala. Code § 32-6-8
AR	14	6	0	16	11 pm	Yes	Yes (no more than one unrelated minor passenger under 21, unless accompanied by driver in front seat who is 21 or older)	Yes	18	Ark. Code Ann. § 27-16-604; Ark. Code Ann. § 27-16-802; Ark. Code Ann. § 27-16-804; Ark. Code Ann. § 27-16-901
AZ	15 years, 6 months	6	0 (with driver education; 30 hours without (10 of which must be at night))	16	12 am	No	Yes (no more than one passenger under 18, except for siblings or if accompanied by a parent or legal guardian)	No	16 years, 6 months	Ariz. Rev. Stat. § 28-3153; Ariz. Rev. Stat. § 28-3154; Ariz. Rev. Stat. § 28-3155; Ariz. Rev. Stat. § 28-3174
CA	15 years, 6 months	6	50 (10 of which must be at night)	16	11 pm	No	Yes (no passengers under 20, unless accompanied by a parent, guardian, instructor or licensed driver over 25)	No	17	Cal. Veh. Code § 12509; Cal. Veh. Code § 12814.6
CO	15	12	50 (10 of which must be at night)	16	12 am	No	Yes (for first 6 months, no passengers under 21 unless immediate family member; second 6 months, only one passenger under 21 who is not immediate family)	No	17	Col. Rev. Stat. § 42-2-104; Co. Rev. Stat § 42-2-105.5; Co. Rev. Stat. § 42-2-106; Co. Rev. Stat. § 42-2-111; Co. Rev. Stat § 42-4-116

CT	16	4 with driver educa-tion; 6 months without	40	16 years, 4 months	11 pm	Yes	Yes (first 6 months, limited to one parent, instructor, or licensed adult who is at least 20; second 6 months, expands to include immediate family)	Yes	18 (passenger restric-tions expire 12 months after issuance of in-termediate license; unsu-pervised night driving restric-tions remain until age 18)	Conn. Gen. Stat. § 14-36; Conn. Gen. Stat. § 14-36g; Conn. Gen. Stat. § 14-36j
DC	16	6	40 (must log additional 10 hours of nighttime driving at intermediate stage with driver over 21)	16 years, 6 months	11 pm (Sep–June: 11 pm Sun–Thur, 12:01 am Sat–Sun; July–Aug: 12:01 am)	Yes	Yes (first 6 months, one licensed driver at least 21, and any parent or sibling. After 6 months, no more than 2 passengers under 21 (except parents or siblings) until age 18)	Yes	18	DC Code Ann § 50-1401.01; DC Mun. Regs. Tit. 18 § 100; D.C. Mun. Regs. Tit. 18, § 102
DE	16	6	50 (10 of which must be at night)	16 years, 6 months	10 pm	Yes	Yes (one passenger, except for immediate family members)	Yes	17	Del. Code Ann. Tit. 14 § 4125; Del. Code Ann. Tit. 21 § 2701; Del. Code Ann. Tit. 21 § 2710
FL	15	12	50 (10 of which must be at night)	16	11 pm (age 16: 11 pm; age 17: 1 am)	Yes	No		18	Fl Stat. Ann. § 322.05; Fl Stat. Ann. § 322.1615; Fl Stat. Ann § 322.16
GA	15	12	40 (6 of which must be at night)	16	12 am	No	Yes (first 6 months, immediate family only. Second 6 months, no more than one passenger under 21 who is not immediate family. After one year, no more than 3 passengers under 21 who are not immediate family)	No	18	Ga. Stat. Ann. § 40-5-22; Ga. Stat. Ann. § 40-5-24
HI	15 years, 6 months	6	50 (10 of which must be at night)	16	11 pm	Yes	Yes (no more than one passenger under 18, except household members, unless accompanied by parent or guardian)	Yes	17	Haw. Rev. Stat. § 286-102.6; Haw. Rev. Stat. § 286-104; Haw. Rev. Stat. § 286-108.4; Haw. Rev. Stat. § 286-110; Haw. Admin. R. § 19-139-3; Haw. Admin. R. § 19-139-12

IA	14	6	20 (2 of which must be at night)	16	12:30 am	Yes	No		17	Iowa Code § 321.180B
ID	14 years, 6 months (on completion of driver education, instruction permit signed over to allow driving with adult over 21)	6	50 (10 of which must be at night)	15	No unsupervised driving ½ hour after sunset	Yes	Yes (any licensee under 17 shall have no more than one passenger under 17, except relatives)	Yes	16 (passenger restric-tions expire 6 months after issuance of license; unsupervised night driving restrictions remain until age 16)	Idaho Code § 49-110; Idaho Code § 49-303; Idaho Code § 49-307
IL	15	9	50 (10 of which must be at night)	16	10 pm (11 pm on Friday and Saturday)	Yes	Yes (no more than one passenger under 20, except for siblings and children)	Yes	18 (passenger restrictions expire 12 months after issuance of license; unsupervised night driving restrictions remain until age 18)	625 Ill. Comp. Stat. 5/6-107; 625 Ill. Comp. Stat. 5/6-103; 625 Ill. Comp. Stat. 5/6-107.1; 625 Ill. Comp. Stat. 5/6-110; Ill. Admin. Code tit. 92, § 1030.11; Ill. Admin. Code tit. 92, §1030.65
IN	15	6	50 (10 of which must be at night)	16 years, 6 months (16 years, 9 months without driver education)	10 pm (first 180 days, 10 pm; then, 11 pm Sun–Fri and 1 am Sat–Sun)	Yes	Yes (no passengers except immediate family, unless accompanied by parent or licensed driver at least 21 years old)	Yes	18 (passenger restric-tions expire 180 days after issuance of intermediate license; unsupervised night driving restrictions remain until age 18)	Ind. Code § 9-24-3-2.5; Ind. Code § 9-24-7-1; Ind. Code § 9-24-7-3; Ind. Code § 9-24-7-4; Ind. Code § 9-24-11-3; Ind. Code § 9-24-11-3.3; Ind. Code § 31-37-3-2; Ind. Code § 31-37-3-3.5

KS	14	12	50 (10 of which must be at night)	16	9 pm	Yes	Yes (no more than one passenger under 18 who is not immediate family)	Yes	16 years, 6 months	Kan. Stat. Ann. § 8-2,100; Kan. Stat. Ann. § 8-2,101; Kan. Stat. Ann. § 8-235d; Kan. Stat. Ann. § 8-237; Kan. Stat. Ann. § 8-239; Kan. Stat. Ann. § 8-240
KY	16	6	60 (10 of which must be at night)	16 years, 6 months	12 am	Yes	Yes (no more than one passenger under 20, unless supervised by instructor)	No	17	Ky. Rev. Stat. Ann. §186.410; Ky. Rev. Stat. Ann. § 186.450; Ky. Rev. Stat. Ann. § 186.452; Ky. Rev. Stat. Ann. §186.454
LA	15	6	50 (15 of which must be at night)	16	11 pm	Yes	Yes (unless accompanied by a licensed driver at least 21 years old, no more than one unrelated passenger under 21 between the hours of 6 pm and 5 am)	Yes	17	La. Rev. Stat. Ann § 32:405.1; La. Rev. Stat. Ann § 32:407; La. Rev. Stat. Ann § 32:408
MA	16	6	40 (or 30 hours of supervised driving if applicant completes driver skills program)	16 years, 6 months	12:30 am	Yes (exception: secondary enforcement between 12:30 am and 1 am and between 4 am and 5 am)	Yes (no unrelated passengers under 18, unless supervised by licensed driver over 21)	Yes	18 (passenger restrictions expire 6 months after issuance of intermediate license; unsupervised night driving restrictions remain until full licensure is obtained)	Mass. Gen. Laws Ann. ch. 90, § 8; Mass. Gen. Laws Ann. ch. 90, § 8B
MD	15 years, 9 months	9	60 (10 of which must be at night)	16 years, 6 months	12 am	Yes	Yes (no unrelated passengers under 18)	No	18 years (passenger restrictions expire 151 days after issuance of intermediate license)	Md. Ann. Code, Transportation § 16-103; Md. Ann. Code, Transportation § 16-105; Md. Ann. Code, Transportation § 16-111; Md. Ann. Code, Transportation § 16-113; Md. Ann. Code, Transportation § 21-1123; MD Trans. 11.17.14.13

ME	15	6	35 (5 of which must be at night)	16	12 am	Yes	Yes (immediate family members only, unless accompanied by licensed driver who is at least 20 years old)	Yes	16 years, 6 months	Me. Rev. Stat. Ann. tit. 29-A, § 1251; Me. Rev. Stat. Ann. tit. 29-A, § 1304; Me. Rev. Stat. Ann. tit. 29-A, § 1311; Me. Rev. Stat. Ann. tit. 29-A, § 1351
MI	14 years, 9 months	6	50 (10 of which must be at night)	16	10 pm	Yes	Yes (no more than one passenger under 21)	Yes	17	Mich. Comp. Laws § 257.310e
MN	15	6	30 (10 of which must be at night)	16	12 am	Yes	Yes (for first 6 months, no more than one unrelated passenger under 20. For second 6 months, no more than three unrelated passengers under 20)	Yes	17 (passenger restrictions expire 12 months after obtaining intermediate license; unsupervised night driving restrictions expire 6 months after issuance of intermediate license)	Minn. Stat. § 171.04; Minn. Stat. § 171.05; Minn. Stat. § 171.055; Minn. Stat. § 609B.265
MO	15	6	40 (10 of which must be at night)	16	1 am	Yes	Yes (first 6 months, no more than one unrelated passenger under 19. After 6 months, no more than three unrelated passengers under 19)	Yes	17 years, 11 months	Mo. Rev. Stat. § 302.060; Mo. Rev. Stat. § 302.130; Mo. Rev. Stat. § 302.178
MS	15	12	0	16 years	10 pm Sunday through Thursday; 11:30 pm Friday and Saturday	Yes	No		16 years, 6 months	Miss. Code Ann. § 37-25-7; Miss. Code Ann. § 63-1-9; Miss. Code Ann. § 63-1-21; Miss. Reg. 16 000 001, DS Policy 2.006 (alternatively cited as Miss. Admin. Code 31-3-3:2.006).

MT	14 years, 6 months	6	50 (10 of which must be at night)	15	11 pm	Yes	Yes (for first 6 months, no more than one unrelated passenger under 18 unless supervised by a driver at least 18 years old. For second 6 months, no more than 3 unrelated passengers under 18 unless supervised by a driver at least 18 years old)	Yes	16	Mont. Code Ann. § 61-5-105; Mont. Code Ann. § 61-5-106; Mont. Code Ann. § 61-5-132; Mont. Code Ann. § 61-5-133; Mont. Admin. R. 10.13.313
NC	15	12	60 (10 of which must be at night; to obtain full license, driver must log 12 hours of driving in inter-mediate stage, 6 of which is at night.)	16	9 pm	Yes	Yes (no more than one unrelated passenger under 21; however, if a related passenger is under 21, then no unrelated passengers under 21)	Yes	16 years, 6 months	N.C. Gen. Stat. § 20-11
ND	14	12 (If under 18, then 6 months; if under 16, then 12 months)	50	15	9 pm (Later if sunset or 9 pm)	Yes	No		16	N.D. Cent. Code § 39-06-03; N.D. Cent. Code § 39-06-04; N.D. Cent. Code § 39-06-17
NE	15	6	0 (with driver education; 50 hours without (10 of which must be at night))	16	12 am	No	Yes (no more than one unrelated passenger under 19)	No	17 (passenger restrictions expire 6 months after issuance of in-termediate license; unsu-pervised night driving re-strictions remain until age 17)	Neb. Rev. Stat. § 60-480; Neb. Rev. Stat. § 60-4,118.05; Neb. Rev. Stat. § 60-4,120.01; Neb. Rev. Stat. § 60-4,123

NH	15 years, 6 months	0	40 (10 of which must be at night)	16	1 am	Yes	Yes (no unrelated passengers under 25, unless accompanied by driver over 25)	Yes	18 (passenger restrictions expire after 6 months; unsupervised night driving restrictions remain until age 18)	N.H. Rev. Stat. Ann. § 263:14; N.H. Rev. Stat. § 263:16; N.H. Rev. Stat. § 263:17; N.H. Rev. Stat. Ann. § 263:19; N.H. Rev. Stat. Ann. § 263:25
NJ	16	6	0	17	11:01pm	Yes	Yes (no more than one unrelated passenger under 21, unless additional passengers are dependents of the driver)	Yes	18	N.J. Rev. Stat. § 39:3-10; N.J. Rev. Stat. § 39:3-13; N.J. Rev. Stat. § 39:3-13.4
NM	15	6	50 (10 of which must be at night)	15 years, 6 months	12 am	Yes	Yes (no more than one unrelated passenger under 21)	Yes	16 years, 6 months	N.M. Stat. Ann. § 66-5-5; N.M. Stat. Ann. § 66-5-8
NV	15 years, 6 months	6	50 (10 of which must be at night)	16	10 pm	No	Yes (no unrelated passengers under 18)	No	18 (passenger restrictions expire after 6 months; unsupervised night driving restrictions remain until age 18)	Nev. Stat. Ann. Â§ 483.2521; Nev. Stat. Ann. Â§ 483.2523; Nev. Stat. Ann. Â§ 483.2525; Nev. Stat. Ann. Â§ 483.280; Nev. Stat. Ann. Â§ 484B.907
NY	16	6	50 (15 of which must be at night)	16 years, 6 months	9 pm	Yes	Yes (no more than 1 unrelated passenger younger than 21, unless accompanied by parent or instructor)	Yes	17	N.Y. Veh. & Traf. § 501; N.Y. Veh. & Traf. § 501-b; N.Y. Veh. & Traf. § 502; N.Y. Comp. Codes R. & Regs. tit. 15, § 1.5; N.Y. Comp. Codes R. & Regs. tit. 15, § 4.2; N.Y. Comp. Codes R. & Regs. tit. 15, § 4.4

OH	15 years, 6 months	6	50(10 of which must be at night)	16	12 am (1 am if 17 yrs. old)	No	Yes (no more than one unrelated passenger, unless accompanied by parent)	Yes	18 (passenger restrictions are lifted at age 17; unsupervised night driving restrictions remain until age 18)	Ohio Rev. Code Ann. § 4507.05; Ohio Rev. Code Ann. § 4507.21 ; Ohio Rev. Code Ann. § 4507.071
OK	15 years, 6 months	6	50 (10 of which must be at night)	16	10 pm	Yes	Yes (no more than one unrelated passenger, unless accompanied by driver at least 21)	Yes	16 years, 6 months	Okla. Stat. tit. 47, § 6-105; Okla. Admin. Code 595:10-1-5
OR	15	6	50 (with driver education; 100 hours without)	16	12 am	Yes	Yes (for first 6 months, no unrelated passengers under 20. For second 6 months, no more than 3 unrelated passengers under 20. Exception if accompanied by parent or instructor)	Yes	17	Or. Rev. Stat. § 807.060; Or. Rev. Stat. § 807.065; Or. Rev. Stat. § 807.122; Or. Rev. Stat. § 807.280
PA	16	6	65 (10 of which must be at night)	16 years, 6 months	11 pm	Yes	Yes (first 6 months, no more than one passenger under age 18 not in the immediate family. After 6 months, no more than 3 unrelated passengers under 18 unless accompanied by parent or guardian)	Yes	17 years, 6 months	75 Pa. Cons. Stat. § 1503; 75 Pa. Cons. Stat. § 1505
RI	16	6	50 (10 of which must be at night)	16 years, 6 months	1 am	Yes	Yes (no more than one unrelated passenger under 21)	Yes	17 years, 6 months	R.I. Gen. Laws § 31-10-3; R.I. Gen. Laws § 31-10-6; R.I. Gen. Laws § 31-10-20
SC	15	6	40 (10 of which must be at night)	15 years, 6 months	6 pm (may only drive unsupervised during daylight hours; nighttime is defined as starting at 6 pm EST or 8 pm EDT)	Yes	Yes (no more than 2 passengers under 21 unless supervised by driver at least 21 (unless transporting students to school))	Yes	16 years, 6 months	S.C. Code Ann. § 56-1-40; S.C. Code Ann. § 56-1-50; S.C. Code Ann. § 56-1-175

SD	14	3 with driver educa-tion; 6 months without	0	14 years, 3 months	10 pm	Yes	No		16	S.D. Codified Laws § 32-12-11; S.D. Codified Laws § 32-12-12; S.D. Codified Laws § 32-12-17
TN	15	6	50 (10 of which must be at night)	16	11 pm	Yes	Yes (no more than one unrelated passenger, unless accompanied by driver over 21)	Yes	17	Tenn. Code Ann. § 55-50-102; Tenn. Code Ann. § 55-50-311
TX	15	6	20 (10 of which must be at night)	16	12 am	No	Yes (no more than one unrelated passenger under 21)	No	17	Tex. Transp. Code Ann. § 521.201; Tex. Transp. Code Ann. § 521.203; Tex. Transp. Code Ann. § 521.204; Tex. Transp. Code Ann. § 521.222; Tex. Transp. Code Ann. § 545.424; Tex. Educ. Code Ann. § 1001.101; Tex. Admin. Code tit. 37, § 15.5
UT	15	6	40 (10 of which must be at night)	16	12 am	Yes	Yes (no unrelated passengers, unless accompanied by driver over 21)	No	17 (passenger restrictions are lifted at age 16 years, 6 months; unsupervised night driving restrictions remain until age 17)	Utah Code Ann. § 41-8-2; Utah Code Ann. § 41-8-3; Utah Code Ann. § 53-3-204; Utah Code Ann. § 53-3-210.5; Utah Code Ann. § 53-3-211
VA	15 years, 6 months	9	45 (15 of which must be at night)	16 years, 3 months	12 am	No	Yes (for first year, no more than one unrelated passenger under 18; then, no more than 3 unrelated passengers under 18)	No	18	Va. Code Ann. § 46.2-334; Va. Code Ann. § 46.2-334.01; Va. Code Ann. § 46.2-335; Va. Code Ann. § 46.2-335.2
VT	15	12	40 (10 of which must be at night)	16	None		Yes (during first 3 months, restricted to driving alone or with a licensed parent, instructor, or person at least 25 years old. During next 3 months, may also transport family members)	No	16 years, 6 months	Vt. Stat. Ann. tit. 23, § 607; Vt. Stat. Ann. tit. 23, § 614; Vt. Stat. Ann. tit. 23, § 617; Vt. Stat. Ann. tit. 23, § 678

WA	15	6	50 (10 of which must be at night)	16	1 am	No	Yes (first 6 months, no one under age 20 not in the immediate family; after 6 months, no more than 3 passengers under age 20 not in the immediate family)	No	17	Wash. Rev. Code § 46.20.055; Wash. Rev. Code § 46.20.075
WI	15 years, 6 months	6	30 (10 of which must be at night)	16	12 am	Yes	Yes (no more than one person under 21 who is not an immediate family member or instructor)	Yes	16 years, 9 months	Wis. Stat. § 343.06; Wis. Stat. § 343.07; Wis. Stat. § 343.085
WV	15	6	0 (with driver education; 50 hours without, 10 of which must be at night)	16	10 pm	Yes	Yes (for first 6 months, no unrelated passengers less than 20 years old. For second 6 months, not more than 1 passenger under 20)	Yes	17	W. Va. Code § 17B-2-3a; W. Va. Code § 17B-2-7
WY	15	10 days	50 (10 of which must be at night)	16	11 pm	No	Yes (no more than one unrelated passenger under 18, unless accompanied by another driver at least 18)	No	16 years, 6 months	Wyo. Stat. Ann. § 31-7-108; Wyo. Stat. Ann. § 31-7-110; Wyo. Stat. Ann. § 31-7-111

Home Delivery				
Jurisdiction	**Home delivery of beer**	**Home delivery of wine**	**Home delivery of spirits**	**Citations**
US				
AK	Permitted (all orders must be in writing; written information on fetal alcohol syndrome must be included in all shipments)	Permitted (all orders must be in writing; written information on fetal alcohol syndrome must be included in all shipments)	Permitted (all orders must be in writing; written information on fetal alcohol syndrome must be included in all shipments)	Alaska Stat. § 04.11.150; Alaska Stat. § 04.21.080; Alaska Stat. § 04.16.125; Alaska Admin. Code tit. 13, § 104.645
AL	Prohibited	Prohibited	Prohibited	Ala.Code § 28-1-4; Ala.Code § 28-3A-25; Ala.Code § 28-4-111; Ala. Admin. Code r. 20-X-8-.04; Ala. Admin. Code r. 20-X-7-.08
AR	Prohibited	Prohibited	Prohibited	Ark. Code. Ann. § 3-4-405; Ark. Admin. Reg. 006.02.1-1.6
AZ	Permitted	Permitted	Permitted	Ariz. Rev. Stat. § 4-101; Ariz. Rev. Stat. § 4-203; Ariz. Admin. Code. R 19-1-221
CA	Permitted	Permitted	Permitted	Cal. Bus.& Prof. Code § 23004; Cal. Bus.& Prof. Code § 25605; Cal. Code Regs. tit 4, § 17
CO	Permitted (state permit required)	Permitted (state permit required)	Permitted (state permit required)	Colo. Rev. Stat. § 12-46-107; Colo. Rev. Stat § 12-47-407; Colo. Rev. Stat § 12-47-408; 1 Colo. Code Regs. 203-2:47-426
CT	Permitted	Permitted	Permitted	Conn. Gen. Stat. § 30-1; Conn. Gen. Stat. § 30-19f; Conn. Agencies Regs. § 30-6-B20; Conn. Agencies Regs. § 30-6-B55
DC	Permitted	Permitted	Permitted	D.C. Code Ann. § 25-101; D.C. Code Ann. § 25-112; D.C. Code Ann. § 25-722; D.C. Mun. Regs. tit. 23, § 705
DE	Prohibited	Prohibited	Prohibited	Del. Code. Ann. tit. 4, § 101; Del. Code. Ann. tit. 4, § 526; Del. Code. Ann. tit. 4, § 716; Del. Code. Ann. tit. 4, § 717; 4 Del. Admin. Code 33.
FL	Permitted	Permitted	Permitted	Fla. Stat. ch. 561.01; Fla. Stat. ch. 561.14; Fla. Stat. ch. 561.57; Fla. Admin. Code r. 61A-1.013.
GA	Prohibited	Prohibited	Prohibited	Ga. Code Ann. § 3-1-2; Ga. Comp. R. & Regs. r. 560-2-3-.03; Ga Comp. R. & Regs. r. 560-2-3-.09; Ga Comp. R. & Regs. r. 560-2-3-.10; Ga Comp. R. & Regs. r. 560-2-3-.14; Ga Comp. R. & Regs. r. 560-2-13-.02.
HI	No law	No law	No law	
IA	Permitted	Permitted	Permitted	Iowa Code § 123.46A; Iowa Admin. Code r. 185-4.33; Iowa Admin. Code r. 185-17.1; Iowa Admin. Code r. 185-17.5

ID	No law	No law	No law	
IL	Permitted	Permitted	Permitted	235 Ill. Comp. Stat. 5/1-3.05; 235 Ill. Comp. Stat. 5/5-1
IN	Permitted (6.75 to 15.75 gallons in a single transaction depending on the type of retail license)	Permitted	Permitted (4 to 12 quarts in a single transaction depending on the type of retail license)	Ind. Code § 7.1-3-4-6; Ind. Code § 7.1-3-5-3; Ind. Code § 7.1-3-9-9; Ind. Code § 7.1-3-10-4; Ind. Code § 7.1-3-10-7; Ind. Code § 7.1-3-14-4; Ind. Code § 7.1-3-15-3.
KS	No law	No law	No law	
KY	No law	Prohibited	Prohibited	Ky. Rev. Stat. Ann. § 243.240; Ky. Rev. Stat. Ann. § 243.250; Ky. Rev. Stat. Ann. § 244.350
LA	No law	Permitted (no more than 144 (750ml) bottles per year per person per household)	No law	La. Rev. Stat. Ann. § 26:359
MA	Permitted (each vehicle used for transportation and delivery must be covered by a permit issued by the commission)	Permitted (each vehicle used for transportation and delivery must be covered by a permit issued by the commission)	Permitted (each vehicle used for transportation and delivery must be covered by a permit issued by the commission)	Mass. Gen. Laws. ch. 138 § 15; Mass. Gen. Laws. ch. 138 § 22
MD	Permitted (written approval from the State and county or city is required)	Permitted (written approval from the State and county or city is required)	Permitted (written approval from the State and county or city is required)	MD Code Ann, Art. 2B, § 12-301; MD Regs. Code Comp. Treas. 03.02.01.03
ME	No law	No law	No law	
MI	Permitted	Permitted	Prohibited	Mich. Comp. Laws § 436.1203; Mich. Admin. Code R. 436.1011; Mich. Admin. Code R. 436.1515; Mich. Admin. Code R. 436.1527
MN	Permitted	Permitted	Permitted	Minn. R. 7515.0580
MO	No law	No law	No law	
MS	No law	No law	No law	
MT	No law	No law	No law	
NC	Permitted	Permitted	No law	N.C. Gen. Stat. § 18B-1001; N.C. Gen. Stat. § 18B-904
ND	No law	No law	No law	
NE	Permitted	Permitted	Permitted	Neb. Rev. St. § 53-103.02; Neb. Rev. St. § 53-103.36; Neb. Rev. St. § 53-123.04; 237 Neb. Admin. Code ch. 6, § 019
NH	Permitted	Permitted	No law	N.H. Rev. Stat. § 175:1; N.H. Code Admin. R. Liq 404.04

NJ	Permitted (delivery vehicles must display a Transit Insignia to identify the vehicle as having authority to transport alcohol)	Permitted (delivery vehicles must display a Transit Insignia to identify the vehicle as having authority to transport alcohol)	Permitted (Delivery vehicles must display a Transit Insignia to identify the vehicle as having authority to transport alcohol)	N.J. Rev. Stat. § 33:1-1; N.J. Rev. Stat. § 33:1-12; N.J. Rev. Stat. § 33:1-28; N.J. Admin Code tit. 13, § 13:2-20.2; N.J. Admin Code tit. 13, § 13:2-20.3
NM	No law	No law	No law	
NV	No law	No law	No law	
NY	Permitted (beer deliveries limited to 5 gallons; delivery vehicles must be clearly marked)	Permitted (delivery vehicles must be clearly marked)	Permitted (delivery vehicles must be clearly marked)	N.Y. Alco. Bev. Cont. § 3; N.Y. Alco. Bev. Cont. § 53-a; N.Y. Alco. Bev. Cont. § 100; N.Y. Alco. Bev. Cont. § 102; N.Y. Alco. Bev. Cont. § 105; N.Y. Alco. Bev. Cont. § 116; N.Y. Comp. Codes R. & Regs. tit. 9, § 67.1
OH	No law	No law	No law	
OK	Prohibited	Prohibited	Prohibited	Okla. Stat. tit. 37, § 505; Okla. Stat. tit. 37, § 534
OR	Permitted (if the licensee ships via a for-hire carrier, the carrier must have been approved by the Commission prior to delivering malt beverages, wine, or cider to any resident of Oregon)	Permitted (if the licensee ships via a for-hire carrier, the carrier must have been approved by the Commission prior to delivering malt beverages, wine, or cider to any resident of Oregon)	No law	Or. Rev. Stat. § 471.305; Or. Rev. Stat. § 471.186; Or. Admin. R. 845-005-0420; Or. Admin. R. 845-005-0424; Or. Admin. R. 845-006-0396
PA	No law	No law	No law	
RI	Permitted	Permitted	Permitted	R.I. Gen. Laws § 3-1-1; R.I. Gen. Laws § 3-7-1; R.I. Gen. Laws § 3-7-3; R.I. Code 11-4-8:4, Rule 10
SC	No law	No law	No law	
SD	Prohibited	Prohibited	Prohibited	S.D. Codified Laws § 35-4-66; S.D. Codified Laws § 35-4-74
TN	Prohibited	Prohibited	Prohibited	Tenn. Comp. R. & Regs. 0100-03-.10
TX	Permitted (package store permittees must have a Cartage Permit. Vehicles used to transport alcoholic beverages must be clearly marked)	Permitted (package store permittees must have a Cartage Permit. Vehicles used to transport alcoholic beverages must be clearly marked)	Permitted (package store permittees must have a Cartage Permit. Vehicles used to transport alcoholic beverages must be clearly marked.	Tex. Alco. Bev. Code § 1.04; Tex. Alco. Bev. Code § 22.01; Tex. Alco. Bev. Code § 22.03; Tex. Alco. Bev. Code § 24.03; Tex. Alco. Bev. Code § 43.03; Tex. Alco. Bev. Code § 43.05; Tex. Admin. Code tit. 16 § 35.3
UT	Prohibited	Prohibited	Prohibited	Utah Code Ann. § 32B-4-401; Utah Code Ann. § 32B-4-602
VA	Permitted (delivery permit required. Four-case limit without written prior notification to the state including the name and address to the intended recipient)	Permitted (delivery permit required. Four-case limit without written prior notification to the state including the name and address to the intended recipient)	No law	Va. Code Ann. § 4.1-212.1; 3 Va. Admin. Code 5-70-225
VT	No law	No law	No law	

WA	Permitted (to sell via the internet, a new license applicant must request internet sales privileges. Existing licensees must notify the board)	Permitted (to sell via the internet, a new license applicant must request internet sales privileges. Existing licensees must notify the board)	No law	Wash. Admin. Code 314-01-005; Wash. Admin. Code 314-02-100; Wash. Admin. Code 314-03-020
WI	Prohibited	Prohibited	Prohibited	Wis. Stat. § 125.02; Wis. Stat. § 125.51; Wis. Stat. § 125.272; Wis. Stat. § 125.30
WV	No law	Permitted (direct shipper's license required. Two cases per month)	No law	W. Va. Code, § 60-8-6; W. Va. Code, § 60-3A-25; W. Va. Code St. R. § 175-4-2
WY	No law	No law	No law	

Distance Limitations Applied to New Alcohol Outlets Near Universities, Colleges, and Primary and Secondary Schools						
Colleges and Universities						
Juris-diction	**Some prohibi-tion**	**Off-premises outlet**	**On-premises outlet**	**Alcohol Products**	**Other Exceptions**	**Citations**
US						
AK	No					
AL	Yes	Yes (within 1 mile)	Yes (within 1 mile)	BWS		Ala. Code § 28-3-1; Ala. Code § 28-3-17
AR	No					
AZ	No					
CA	Yes	Yes (within 1½ miles of universities with enrollments of 1,000 or more students of which 500 or more reside on university grounds)	Yes (within 1½ miles of universities with enrollments of 1,000 or more students of which 500 or more reside on university grounds)	WS (does not include beer or products of not more than 4% ABV)	Exceptions to the college restriction exist for numerous individual colleges and uni-versities.	Cal. Bus. & Prof. Code § 23006; Cal. Penal Code § 172a
CO	Yes	Yes (within 500 feet)	Yes (within 500 feet)	BWS		Co. Rev. Stat. § 12-47-103; Co. Rev. Stat. § 12-47-309; Co. Rev. Stat. § 12-47-313; 1 Colo. Code Regs. 203-2:47-326
CT	No					Conn. Gen. Stat. § 30-20a
DC	Yes	Yes (within 400 feet)	Yes (within 400 feet)	BWS	1) Restaurant, hotel, club, caterer's, and temporary licenses; and 2) grocery stores with only incidental sale of alcoholic beverages.	D.C. Code Ann. § 25-314; D.C. Mun. Regs. tit. 23, § 101; D.C. Mun. Regs. tit. 23, § 302
DE	No					
FL	No					
GA	Yes	Yes (within 100 yards for wine and beer; within 200 yards for spirits)	Yes (within 100 yards for wine and beer; within 200 yards for spirits. Local government has authority to override state restrictions)	BWS	1) Hotels of more than 50 rooms; 2) bonafide private clubs	Ga. Code Ann. § 3-3-21
HI	No					
IA	No					

ID	Yes	Yes (on campus grounds; college or university has authority to override state restrictions)	Yes (on campus grounds; college or university has authority to override state restrictions)	BWS		IDAPA 08.01.08.100 100
IL	No					
IN	No					
KS	Yes	Yes (within 200 feet)	No	BWS		Kan. Stat. Ann. § 41-102; Kan. Stat. Ann. § 41-301; Kan. Stat. Ann. § 41-303; Kan. Stat. Ann. § 41-304; Kan. Stat. Ann. § 41-710
KY	No					
LA	No					
MA	No					
MD	No					
ME	No					Me. Rev. Stat. Ann. tit. 28-A § 2; Me. Rev. Stat. Ann. tit. 28-A § 351; Me. Rev. Stat. Ann. tit. 28-A § 701.
MI	No					
MN	No					
MO	No					
MS	Yes	Yes (no permits on campus)	Yes (no permits on campus)	WS ("Alcoholic beverage" does not include wine or beer containing 6.25% ABV or less)		Miss. Code Ann. § 67-1-5; Miss. Code Ann. § 67-1-37
MT	No					MCA 16-3-306
NC	Yes	Yes (no permits on campus)	Yes (no permits on campus)	BW	1) Regional sports and entertainment facilities for public use, except for public school or college function, unless business is hotel or nonprofit alumni organization with mixed beverages or special occasion permit; 2) performing arts centers with a seating capacity of less than 2,000.	N.C. Gen. Stat. § 18B-101; N.C. Gen. Stat. § 18B-1006; N.C. Gen. Stat. § 160A-480.2.
ND	No					

NE	No					Neb. Rev. Stat. § 53-103.02; Neb. Rev. Stat. § 53-103.36; Neb. Rev. Stat. § 53-177.01; Neb. Admin. R. & Regs. tit. 237, Ch. 2, § 012
NH	No					
NJ	No					
NM	Yes	Yes (within 300 feet; local government has authority to override state restrictions)	Yes (within 300 feet; local government has authority to override state restrictions)	BWS		N.M. Stat. Ann. § 60-3A-3; N.M. Stat. Ann. § 60-6B-10; N.M. Admin. Code 15.10.2.2; N.M. Admin. Code 15.10.2.7; N.M. Admin. Code 15.10.32.8
NV	No					
NY	No					
OH	No					
OK	Yes	Yes (within 300 feet; college or university located within an improvement district may override state restriction)	Yes (within 300 feet; college or university located within an improvement district may override state restriction)	BWS		Okla. Stat. tit. 11, § 39-103.1; Okla. Stat. tit. 37, § 506; Okla. Stat. tit. 37, § 518.3; Okla. Stat. tit. 37, § 163.2; Okla. Stat. tit. 37, § 163.27; Okla. Admin. Code 45:10-1-2; Okla. Admin. Code 45:10-3-32
OR	No					
PA	No					
RI	No					
SC	No					
SD	Yes	Yes (no license on campus)	Yes (no license on campus)	BWS		S.D. Codified Laws § 35-1-1; S.D. Codified Laws § 35-2-6.1
TN	No					
TX	No					
UT	No					
VA	No					
VT	No					
WA	No					
WI	No					
WV	Yes	No	Yes (within 300 feet unless college or university has notified commissioner, in writing, that it has no objection)	Beer		W. Va. Code § 11-16-3; W. Va. Code § 11-16-8; W. Va. Code § 11-16-9; W. Va. Code § 11-16-18; W. Va. Code St. R. § 176-1-3
WY	No					

Primary and Secondary Schools						
Juris-diction	**Some prohibi-tion**	**Off-premises outlet**	**On-premises outlet**	**Alcohol Products**	**Other Exceptions**	**Citations**
US						
AK	Yes	Yes (within 200 feet)	Yes (within 200 feet)	BWS		Alaska Stat. § 04.11.100; Alaska Stat. § 04.11.090; Alaska Stat. § 04.11.150; Alaska Stat. § 04.11.410; Alaska Stat. § 04.21.080
AL	No					
AR	Yes	Yes (within 1,000 feet)	No	BWS		Ark. Code Ann. § 3-1-102; Ark. Code Ann. § 3-4-206; Ark. Code Ann. § 3-4-604; Ark. Admin. Code 006.02.1-1.19; Ark. Admin. Code. 006.02.1-1.33
AZ	Yes	Yes (within 300 feet)	Yes (within 300 feet)	BWS	1) Restaurants; 2) hotel-motels; 3) government; 4) golf courses; 5) case-by-case exemptions may apply for certain licenses within entertainment districts	Ariz. Rev. Stat § 4-101; Ariz. Rev. Stat § 4-207
CA	Yes	No	Yes (within 600 feet)	BWS		Cal. Bus. & Prof. Code § 23789
CO	Yes	Yes (within 500 feet)	Yes (within 500 feet)	BWS		Co. Rev. Stat. § 12-47-103; Co. Rev. Stat. § 12-47-309; Co. Rev. Stat. § 12-47-313; 1 Colo. Code Regs. 203-2:47-326
CT	No					
DC	Yes	Yes (within 400 feet)	Yes (within 400 feet)	BWS	1) Restaurant, hotel, club, caterer's, and temporary licenses; and 2) grocery stores with only incidental sale of alcoholic beverages; 3) for restaurants located inside hotels, apartment houses, clubs, or office buildings provided there are no signs or displays, and unless specifically approved and Board of Education has no objection	D.C. Code Ann. § 25-314; D.C. Mun. Regs. tit. 23, § 101; D.C. Mun. Regs. tit. 23, § 302
DE	No					

FL	Yes	No	Yes (within 500 feet; local government has authority to override state restrictions)	BWS		Fl Stat. Ann. § 561.01; Fl Stat. Ann. § 562.45
GA	Yes	Yes (within 100 yards for wine and beer; within 200 yards for spirits)	Yes (within 100 yards for wine and beer; within 200 yards for spirits. Local government has authority to override state restrictions)	BWS	1) Hotels of more than 50 rooms; 2) bona fide private clubs	Ga. Code Ann. § 3-3-21
HI	Yes	No	Yes (within 500 feet, if 40% of registered voters or property owners within area protest)	BWS	1) Designated resorts areas; 2) hotel or condominium hotel liquor licenses	Haw. Rev. Stat. § 281-1; Haw. Rev. Stat. § 281-39.5
IA	No					
ID	Yes	Yes (within 300 feet; local government has authority to override state restrictions)	Yes (within 300 feet; local government has authority to override state restrictions)	BWS		Idaho Code § 23-303; Idaho Code § 23-913; Idaho Code § 23-1307A; Idaho Code § 23-1011B
IL	Yes	Yes (within 100 feet)	Yes (within 100 feet)	BWS	1) Hotels with restaurant service, regularly organized clubs, certain restaurants; 2) food shops and other places where alcohol sales are not principal business and location is not a municipality of more than 500,000 persons	235 Ill. Comp. Stat. 5/6-11; 235 ILCS 5/1-3.05
IN	Yes	Yes (within 200 feet)	Yes (within 200 feet)	BWS	1) Restaurants in historic places or districts; 2) shopping malls and city markets; 3) if school does not object, grocery or drug store.	Ind. Code § 7.1-3-20-16.5; Ind. Code § 7.1-3-20-24.4; Ind. Code § 7.1-3-20-25; Ind. Code § 7.1-3-21-11
KS	Yes	Yes (within 200 feet)	No	BWS		Kan. Stat. Ann. § 41-102; Kan. Stat. Ann. § 41-301; Kan. Stat. Ann. § 41-303; Kan. Stat. Ann. § 41-304; Kan. Stat. Ann. § 41-710
KY	No					
LA	No					La. Rev. Stat. Ann. § 26:71; La. Rev. Stat. Ann. § 26:81; La. Rev. Stat. Ann. § 26:241; La. Rev. Stat. Ann. § 26:271; La. Rev. Stat. Ann. § 26:281

MA	Yes	Yes (within 500 feet; local government has authority to override state restrictions)	Yes (within 500 feet; local government has authority to override state restrictions)	BWS	1) Premises of an inn-holder and parts of buildings located 10 or more floors above street level; 2) extension of licensed premises that do not exceed 50 feet	Mass. Gen. Laws ch. 138 § 1; Mass. Gen. Laws ch. 138 § 16C; Mass. Regs. Code tit. 204, § 2.11.
MD	Yes	Yes (distance restrictions vary by county and municipality)	Yes (distance restrictions vary by county and municipality)	BWS (product restrictions vary by county and municipality)	Exceptions vary by county and municipality	MD Code, Art. 2B, § 9-203; MD Code Ann, Art. 2B, § 9-204.3; MD Code Ann, Art. 2B, § 9-205; MD Code Ann, Art. 2B, § 9-207, MD Code Ann, Art. 2B, § 9-209, MD Code Ann, Art. 2B, § 9-210; MD Code Ann, Art. 2B, § 9-213; MD Code Ann, Art. 2B, § 9-214; MD Code Ann, Art. 2B, § 9-215; MD Code Ann, Art. 2B, § 9-216; MD Code Ann, Art. 2B, § 9-217; MD Code Ann, Art. 2B, § 9-218; MD Code Ann, Art. 2B, § 9-219; MD Code Ann, Art. 2B, § 9-220; MD Code Ann, Art. 2B, § 9-223.
ME	Yes	No	Yes (within 300 feet)	BWS	Downtown location	Me. Rev. Stat. Ann. tit. 28-A § 2; Me. Rev. Stat. Ann. tit. 28-A § 351; Me. Rev. Stat. Ann. tit. 28-A § 701; Code Me. R. 16-226 Ch. 13, § 5; Me. Rev. Stat. Ann. tit. 30-A § 4301.
MI	Yes	Yes (within 500 feet for spirits; local government has authority to override state restrictions)	Yes (within 500 feet; local government has authority to override state restrictions)	BWS		Mich. Comp. Law § 436.1111; Mich. Comp. Law § 436.1503; Mich. Admin. Code R. 436.1953; Mich. Admin. Code R. 436.1963
MN	Yes	Yes (within 1,500 feet, if not within a city)	Yes (within 1,500 feet, if not within a city)	BWS (excludes beverages with 3.2% alcohol by weight or less)		Minn. Stat. § 340A.404; Minn. Stat. § 340A.412; Minn. Stat. § 340A.101
MO	Yes	Yes (within 100 feet; local government has authority to override state restrictions)	Yes (within 100 feet; local government has authority to override state restrictions)	BWS	A church, school, civic, service, fraternal, veteran, political, or charitable club or organization which has obtained an exemption from the payment of federal taxes.	V.A.M.S. 311.020; V.A.M.S. 311.080

MS	Yes	Yes (within 400 feet; within 100 feet in areas zoned commercial or industrial)	Yes (within 400 feet; within 100 feet in areas zoned commercial or industrial)	WS ("Alcoholic beverage" does not include wine or beer containing 6.25% ABV or less)	1) Bed and breakfast inn or historic district listed in the National Register of Historic Places; 2) qualified resort area located in a municipality having a population greater than 100,000.	Miss. Code Ann. § 67-1-5; Miss. Code Ann. § 67-1-51; Miss. Reg. 35-II-1.01; Miss. Reg. 35-II-2.03
MT	Yes	No	Yes (within 600 feet)	BWS	Commercially operated schools.	Mont. Code Ann. § 16-1-106; Mont. Code Ann. § 16-3-306; Mont. Code Ann. § 16-3-309; Mont. Admin. R. 42.12.129
NC	Yes	Yes (no permits on campus)	Yes (no permits on campus)	BW	1) Regional sports and entertainment facilities for public use, except for public school or college function, unless business is hotel or nonprofit alumni organization with mixed beverages or special occasion permit; 2) performing arts centers with a seating capacity of less than 2,000.	N.C. Gen. Stat. § 18B-101; N.C. Gen. Stat. § 18B-1006; N.C. Gen. Stat. § 160A-480.2.
ND	No					
NE	Yes	Yes (within 150 feet)	Yes (within 150 feet)	BWS		Neb. Rev. Stat. § 53-103.02; Neb. Rev. Stat. § 53-103.36; Neb. Rev. Stat. § 53-177; Neb. Admin. R. & Regs. tit. 237, Ch. 2, § 012
NH	No					N.H. Rev. Stat. § 175:1; N.H. Rev. Stat. § 177:1
NJ	Yes	Yes (within 200 feet, unless waived by school)	Yes (within 200 feet, unless waived by school)	BWS		N.J.S.A. 33:1-1; N.J.S.A. 33:1-76; N.J.S.A. 33:1-76.1; N.J.S.A. 33:1-76.2
NM	Yes	Yes (within 300 feet; local government has authority to override state restrictions)	Yes (within 300 feet; local government has authority to override state restrictions)	BWS		N.M. Stat. Ann. § 60-3A-3; N.M. Stat. Ann. § 60-6B-10; N.M. Admin. Code 15.10.2.2; N.M. Admin. Code 15.10.2.7; N.M. Admin. Code 15.10.32.8
NV	No					

NY	Yes	Yes (within 200 feet)	Yes (within 200 feet)	WS	1) Club affiliated with such school, if school has no objection; 2) certain sections in county of Ulster, borough of Manhattan, and town of Bainbridge; 3) special retail liquor licenses for theaters where availability of alcohol is not advertised in manner visible from street.	McKinney's Alcoholic Beverage Control Law § 3; McKinney's Alcoholic Beverage Control Law § 64; McKinney's Alcoholic Beverage Control Law § 64-a; McKinney's Alcoholic Beverage Control Law § 64-b; McKinney's Alcoholic Beverage Control Law § 64-c; McKinney's Alcoholic Beverage Control Law § 64-d; McKinney's Alcoholic Beverage Control Law § 81-a; McKinney's Alcoholic Beverage Control Law § 105
OH	Yes	Yes (within 500 feet; local government has authority to override state restrictions)	Yes (within 500 feet; local government has authority to override state restrictions)	BW		
OK	Yes	Yes (within 300 feet)	Yes (within 300 feet)	BWS		Okla. Stat. tit. 37, § 506; Okla. Stat. tit. 37, § 518.3; Okla. Stat. tit. 37, § 163.2; Okla. Stat. tit. 37, § 163.27; Okla. Admin. Code 45:10-1-2; Okla. Admin. Code 45:10-3-32
OR	No					
PA	No					47 P.S. § 1-102; 47 P.S. § 3-301; 40 Pa. Code § 3.22
RI	Yes	Yes (within 200 feet)	Yes (within 200 feet)	BWS	There are numerous exceptions for specific locations within cities and towns	R.I. Gen. Laws § 3-1-1; R.I. Gen. Laws § 3-5-7; R.I. Gen. Laws § 3-7-7; R.I. Gen. Laws § 3-7-8; R.I. Gen. Laws § 3-7-19
SC	Yes	Yes (within 300 feet if school is within a municipality; within 500 feet if school is outside of a municipality)	Yes (within 300 feet if school is within a municipality; within 500 feet if school is outside of a municipality)	BWS		S.C. Code Ann. § 61-6-120; S.C. Reg. 7-303
SD	No					
TN	No					
TX	No					

UT	Yes	Yes (within 200 feet)	Yes (within 200 feet)	BWS		Utah Code Ann. § 32B-1-102; Utah Code Ann. § 32B-1-202
VA	No					
VT	No					
WA	Yes	Yes (within 500 feet if the public elementary or secondary school objects after receiving written notice)	Yes (within 500 feet if the public elementary or secondary school objects after receiving written notice)	BWS		Wash. Rev. Code § 66.24.010; Wash. Admin. Code 314-07-065; Wash. Admin. Code § 314-09-010
WI	Yes	Yes (within 300 feet. Local government has authority to override state restrictions)	Yes (within 300 feet; local government has authority to override state restrictions)	WS		Wis. Stat. § 115.001; Wis. Stat. § 125.02; Wis. Stat. § 125.09; Wis. Stat. § 125.51; Wis. Stat. § 125.68
WV	Yes	No	Yes (within 300 feet)	Beer		W. Va. Code § 11-16-3; W. Va. Code § 11-16-8; W. Va. Code § 11-16-9; W. Va. Code § 11-16-18; W. Va. Code St. R. § 176-1-3
WY	No					

Penalty Guidelines						
State	**Time period**	**First Offense**	**Second Offense**	**Third Offense**	**Fourth Offense**	***Notes**
Alabama	4 years	$750 fine and no hearing	$1,000 fine and no hearing	Hearing required		Board has authority to impose fines up to $1,000 or invoke a suspension/ revocation of up to 1 year
Alaska	No guidelines provided					
Arizona	Not specified	$1,000–$2,000 fine and/or up to 30 day suspension	$2,000–$3,000 fine and/or up to 30-day suspension	$3,000 fine and/or up to 30-day suspension		The Department may seek license revocation through the Office of Administrative Hearings.
Arkansas	No data					
California	3 years	$3,000 fine or 15-day license suspension	$2,500–$20,000 fine or 25-day license suspension	License revocation		Retailer has option to accept fine in lieu of suspension. List of aggravating and mitigating factors are provided.
Colorado	1 year	Written warning, up to 15-day license suspension, fine in lieu of 15 days of suspension is discretionary	25 days suspension, 10 days served, 15 held in abeyance	44 days suspension, 20 served and 24 held in abeyance	45-day or more license suspension or license revocation	List of aggravating and mitigating factors is provided. Responsible alcohol vendors may receive a warning on the first offense.
Connecticut	No guidelines provided					
Delaware	5 years	$500 fine	$2,500 fine	30-day license suspension	60-day license suspension	Mitigating and/or aggravating circumstances may be considered.
District of Columbia	No data					
Florida	Not specified	$1,000 and 7-day license suspension	$3,000 and 30-day license suspension	License revocation		
Georgia	Not specified	$500–$2,500 fine, 12-month probation, and/or up to 30-day suspension				Mitigating and/or aggravating circumstances may be considered.
Hawaii	No data					
Idaho	No guidelines provided					
Illinois	Not specified	$500 fine	$2,500 fine and 3-day suspension	$10,000 fine and 10-day suspension	License revocation	Mitigating and/or aggravating circumstances may be considered.

Indiana	No guidelines provided					
Iowa	Second offense: 2 years; third and subsequent offenses: 3 years	$500 fine	$1,500 fine and 30-day license suspension	$1,500 fine and 60-day license suspension	License revocation	Affirmative defense possible for licensees when the employee guilty of the violation has successfully completed the Iowa Program for Alcohol Compliance Training.
Kansas	Not specified	$500 fine	$750 fine	$1,000 fine	$1,000 fine and license suspension for 2 weekend days	5th offense: $1,000 fine and 4-day license suspension (weekend days); 6th offense: $1,000 fine and 7-day license suspension; 7th offense: $1,000 fine and 14-day license suspension; 8th offense: $1,000 fine and license revocation
Kentucky	2 years	$1,800 fine and/or 36-day suspension	$3,600 fine and/or 72-day license suspension			
Louisiana	No data					
Maine	No data					
Maryland	No data					
Massachusetts	No guidelines provided					
Michigan	No data					
Minnesota	No guidelines provided					
Mississippi	No guidelines provided					
Missouri	No guidelines provided					
Montana	3 years	$250 fine	$1,000 fine	$1,500 fine and 20-day license suspension	License revocation	List of aggravating and mitigating factors is provided.
Nebraska	4 years	$500–$1,000 fine	2-day license suspension and $2,000 fine.	5-day license suspension and $2,000 fine	License revocation	Retailer has option to take additional suspension days in lieu of fines ($50 per suspension day for first offense; $100 per suspension day for repeat offenses). First- and second-offense penalties are reduced if person making sale has received RBS training. Penalties are more severe if second or third offense occurs in shorter time periods.
Nevada	No data					

New Hampshire	Not specified	No aggravating factors: $500 fine, 4 license points, 3 days suspension				Fine range mandated by statute. Only one compliance check annually shall incur license points.
New Jersey	Not specified	15-day license suspension	30-day license suspension	45-day license suspension	License revocation	Guidelines apply for sales to 18- to 20-year-olds. Penalties are doubled for sales to minors under age 18. Department may accept a monetary offer in compromise for all or part of license suspensions.
New Mexico	1 year	$1,000–$,2000 fine and 1-day license suspension	$2,000–$3,000 fine and 7-day license suspension	$10,000 fine and license revocation		
New York	5 years	$3,000 if the minor was 19 or older; $3,500 if the minor was at least 16 but less than 19; and $5,000 if the minor was less than 16				If the licensee has been licensed for at least 5 years, the proposed penalty may be reduced by $500. If the licensee is a package or wine store, the proposed penalty must be increased by $500.
North Carolina	No data					
North Dakota	No data					
Ohio	No guidelines provided.					
Oklahoma	No data					
Oregon	2 years	$1,650 fine or 10-day suspension	$4,950 fine or 30-day license suspension	30-day license suspension	License revocation	
Pennsylvania	4 years	$1,000–$5,000 fine and/or license suspension/revocation.	$1,000–$5,000 fine and/or license suspension/ revocation	License suspension or revocation		If licensee has participated in Responsible Alcohol Management program and has not sold to minors in previous 4 years, penalty can be $50-$1,000 fine and/or license suspension/revocation.
Rhode Island	No data					
South Carolina	No data					
South Dakota	No data					
Tennessee	1 year	$300–$1,500 fine				
Texas	3 years	8- to 12-day suspension or $300 per suspension day	16- to 24-day suspension or $300 per suspension day	48-day suspension or license revocation/ $300 per suspension day		
Utah	No data					

Vermont	Not specified	Written warning or fine of $250	$300 fine or 3 day license suspension (compliance-check setting only)	$500 fine or 5 day license suspension (compliance-check setting only)	Mandatory hearing to consider license sus-pension or revocation (compliance-check setting only)	Written warning allowed in compliance-check setting. For noncompliance check setting: $500 fine applies to sales to 19-years-olds; $250 fine applies to sales to 20-year-olds; hearing required for sales to those under 18 years old.
Virginia	3 years	$2,000 fine or 25-day license suspension				For first offense in 3-year period, licensee can agree to have responsible employee receive Responsible Beverage Service training and accept a reduce penalty of $1000 fine or 5-day license suspension.
Washington	No data					
West Virginia	No guidelines provided					
Wisconsin	12 months	Not specified	Up to 3-day license suspension	3- to 10-day license suspension	15- to 30-day license sus-pension	
Wyoming	No guidelines provided					

Retailer Interstate Shipments of Alcohol					
Jurisdiction	**Retailer interstate shipments prohibited for all beverages**	**Beer**	**Wine**	**Spirits**	**Citations**
US					
AK	No	Uncertain	Uncertain	Uncertain	Alaska Stat. § 04.11.010; Alaska Stat. § 04.11.140; Alaska Stat. § 04.11.491; Alaska Stat. § 04.16.125; Alaska Admin. Code tit. 13, § 104.640
AL	Yes	Prohibited	Prohibited	Prohibited	Ala. Code § 28-1-4; Ala.Code § 28-3-1; Ala. Admin. Code r. 20-X-8-.03; Ala. Admin. Code r. 20-X-8-.04
AR	Yes	Prohibited	Prohibited	Prohibited	Ark. Code Ann. § 3-7-106
AZ	Yes	Prohibited	Prohibited	Prohibited	Ariz. Rev. Stat. § 4-203.04' Ariz. Admin. Code R19-1-204; Ariz. Admin. Code R19-1-221
CA	No	Prohibited	Uncertain	Prohibited	Cal. Bus. & Prof. Code § 23393.5; Cal. Bus. & Prof. Code § 23661; Cal. Bus. & Prof. Code § 23661.2
CO	Yes	Prohibited	Prohibited	Prohibited	Col. Rev. Stat. § 12-47-104; Col. Rev. Stat. § 12-47-901
CT	Yes	Prohibited	Prohibited	Prohibited	Conn. Gen. Stat. § 30-18; Conn. Gen. Stat. § 30-19f
DC	No	Permitted	Permitted	Permitted	D.C. Code Ann. § 25-772
DE	Yes	Prohibited	Prohibited	Prohibited	Del. Code Ann. tit. 4, § 526, 4 Del. Admin. Code 77
FL	Yes	Prohibited	Prohibited	Prohibited	Fla. Stat. Ann. § 561.14; Fla. Stat. Ann. § 561.54; Fla. Stat. Ann. § 561.545; Fla. Stat. Ann. § 564.02
GA	Yes	Prohibited	Prohibited	Prohibited	Ga. Code Ann., § 3-1-2; Ga. Code Ann. § 3-3-31; Ga. Code Ann. § 3-3-32; Ga. Code Ann. § 3-6-30; Ga. Code Ann. § 3-6-31
HI	No	Uncertain	Uncertain	Uncertain	Haw. Rev. Stat. § 281-31; Haw. Rev. Stat. § 281-33.1; Haw. Rev. Stat. § 281-33.6
IA	Yes	Prohibited	Prohibited	Prohibited	Iowa Code § 123.187; Iowa Code §123.22
ID	No	Prohibited	Uncertain	Prohibited	Idaho Code § 23-1309; Idaho Code § 23-1309A
IL	Yes	Prohibited	Prohibited	Prohibited	235 Ill. Comp. Stat. 5/5-1; 235 Ill. Comp. Stat. 5/6-8; 235 Ill. Comp. Stat. 5/6-16; 235 Ill. Comp. Stat. 5/6-17.2; 235 Ill. Comp. Stat. 5/6-29; 235 Ill. Comp. Stat. 5/6-29.1; 235 Ill. Comp. Stat. 5/8-12; Ill Admin. Code tit. 86, § 420.100
IN	Yes	Prohibited	Prohibited	Prohibited	Ind. Code § 7.1-3-26-7; Ind. Code § 7.1-5-10-5; Ind. Code § 7.1-5-10-7; Ind. Code § 7.1-5-11-1.5
KS	Yes	Prohibited	Prohibited	Prohibited	Kan. Stat. Ann. § 41-104; Kan. Stat. Ann. § 41-350; Kan. Admin. Regs 14-11-22;Kan. Admin. Regs 14-11-23
KY	Yes	Prohibited	Prohibited	Prohibited	Ky. Rev. Stat. Ann. § 244.165
LA	No	Prohibited	Permitted	Prohibited	LSA-R.S. 26:359; LSA-R.S. 26:142; La. Admin Code tit. 61, pt. I § 201
MA	Yes	Prohibited	Prohibited	Prohibited	Mass. Gen. Laws. ch. 138 § 2; Mass. Gen. Laws ch. 138 § 19F; Mass. Gen. Laws ch. 138 § 22; Mass. Regs. Code tit. 830, § 62C.25.1
MD	Yes	Prohibited	Prohibited	Prohibited	MD Code, Art. 2B, § 1-102; MD Code, Art. 2B, § 16-506.1
ME	Yes	Prohibited	Prohibited	Prohibited	28-A M.R.S.A. § 1403-A; 28-A M.R.S.A. § 2075; 28-A M.R.S.A. § 2077; 28-A M.R.S.A. § 2077-B

MI	No	Permitted	Permitted	Prohibited	M.C.L.A. 436.1105; M.C.L.A. 436.1203
MN	Yes	Prohibited	Prohibited	Prohibited	M.S.A. § 340A.3021
MO	No	Prohibited	Uncertain	Prohibited	Mo. Rev. Stat. § 311.185; Mo. Rev. Stat. § 311.462; Mo. Rev. Stat. § 311.050
MS	Yes	Prohibited	Prohibited	Prohibited	Miss. Code Ann. § 27-71-3; Miss. Code Ann. § 27-71-315; Miss. Code Ann. § 67-1-5; Miss. Code Ann. § 67-1-41
MT	Yes	Prohibited	Prohibited	Prohibited	MCA 16-3-101
NC	Yes	Prohibited	Prohibited	Prohibited	N.C.Gen. Stat.. § 18B-102.1; N.C.Gen. Stat.. § 18B-109
ND	No	Permitted	Permitted	Permitted	N.D. Cent. Code § 5-01-16
NE	No	Permitted	Permitted	Permitted	Neb.Rev.St. § 53-103.02; Neb.Rev.St. § 53-123.15; Neb.Rev.St. § 53-194.03
NH	No	Permitted	Permitted	Permitted	N.H. Rev. Stat. § 178:27
NJ	No	Uncertain	Uncertain	Uncertain	
NM	No	Prohibited	Uncertain	Prohibited	N. M. S. A. 1978, § 60-7A-3
NV	No	Uncertain	Uncertain	Uncertain	Nev. Rev. Stat. § 369.030; Nev. Rev. Stat. § 369.040; Nev. Rev. Stat. § 369.180; Nev. Rev. Stat. § 369.388; Nev. Rev. Stat. § 369.390; Nev. Rev. Stat. § 369.450; Nev. Rev. Stat. § 369.490; Nev. Rev. Stat. § 597.210
NY	Yes	Prohibited	Prohibited	Prohibited	N.Y. Alco. Bev. Cont. § 102
OH	No	Permitted	Prohibited	Prohibited	Ohio Rev. Code Ann. § 4303.232
OK	Yes	Prohibited	Prohibited	Prohibited	Okl. Stat. tit. 37, § 163.26; Okla. Stat. tit. 37, § 505; Okla. Stat. tit. 37, § 521
OR	No	Prohibited	Permitted	Prohibited	Or. Rev. Stat. § 471.282; Or. Rev. Stat. § 471.405; Or. Admin. R. 845-005-0417; Or. Admin. R. 845-015-0141
PA	Yes	Prohibited	Prohibited	Prohibited	47 Pa. Cons. Stat. § 1-102; 47 Pa. Cons. Stat. § 4-488; 47 Pa. Cons. Stat. § 4-491; 47 Pa. Cons. Stat. § 4-492
RI	Yes	Prohibited	Prohibited	Prohibited	Gen.Laws 1956, § 3-1-1; Gen.Laws 1956, § 3-4-8
SC	Yes	Prohibited	Prohibited	Prohibited	S.C. Code Ann. § 61-2-175; S.C. Code Ann. § 61-4-747
SD	Yes	Prohibited	Prohibited	Prohibited	S.D. Codified Laws § 35-1-1; S.D. Codified Laws § 35-1-4; S.D. Codified Laws § 35-1-5; S.D. Codified Laws § 35-4-1; S.D. Codified Laws § 35-4-66; S.D. Codified Laws § 35-4-67; S.D. Codified Laws § 35-4-74; S.D. Codified Laws § 35-12A-1; S.D. Codified Laws § 35-12A-5
TN	Yes	Prohibited	Prohibited	Prohibited	Tenn. Code Ann. § 57-3-204; Tenn. Code Ann. § 57-3-217; Tenn. Code Ann. § 57-3-402; Tenn. Code Ann. § 57-3-605; Tenn. Code Ann. § 57-5-408; Tenn. Comp. R. & Regs. 0100-03-.10
TX	Yes	Prohibited	Prohibited	Prohibited	Tex. Alco. Bev. Code § 1.04; Tex. Alco. Bev. Code § 6.01; Tex. Alco. Bev. Code § 11.01; Tex. Alco. Bev. Code § 22.01; Tex. Alco. Bev. Code § 22.03; Tex. Alco. Bev. Code § 24.03; Tex. Alco. Bev. Code § 37.01; Tex. Alco. Bev. Code § 37.07; Tex. Alco. Bev. Code § 54.12; Tex. Alco. Bev. Code § 107.06
UT	Yes	Prohibited	Prohibited	Prohibited	Utah Code Ann. § 32B-4-401; Utah Code Ann. § 32B-4-602
VA	No	Permitted	Permitted	Prohibited	VA Code Ann. § 4.1-207; Va. Code Ann. § 4.1-209.1; Va. Code Ann. § 4.1-212.1; Va. Code Ann. § 4.1-310; 3 VAC 5-70-220; 3 Va. Admin. Code 5-70-225
VT	Yes	Prohibited	Prohibited	Prohibited	Vt. Stat. Ann. tit. 7, § 63; Vt. Admin. Code 14-1-3
WA	Yes	Prohibited	Prohibited	Prohibited	Wash. Rev. Code § 66.28.035; Wash. Admin. Code 314-03-020

WI	Yes	Prohibited	Prohibited	Prohibited	Wis. Stat. § 125.02; Wis. Stat. § 125.04; Wis. Stat. § 125.272; Wis. Stat. § 125.30; Wis. Stat. § 125.51; Wis. Stat. § 125.535; Wis. Stat. § 125.68; Wis. Admin. Code s Tax 8.35
WV	No	Uncertain	Permitted	Prohibited	W. Va. Code, § 60-8-6; W. Va. Code, § 60-8-6a; W. Va. Code St. R. § 175-4-2
WY	No	Prohibited	Permitted	Prohibited	Wyo. Sta. Ann § 12-1-101; Wyo. Stat. Ann. § 12-2-204; Wyo. Stat. Ann. § 12-2-301

Social Host Liability						
Jurisdiction	**Statutory Liability**	**Limitations on damages**	**Limitations on who may be sued**	**Limits re elements/ stds of proof**	**Common Law Liability**	**Citations**
US	No	No	No	No	No	
AK	Yes	No	No	Yes (knowledge of underage status)	No	Alaska Stat. § 04.21.020; Chokwak v. Worley, 912 P.2d 1248 (Alaska 1996).
AL	Yes	No	No	No	No	Ala. Code § 6-5-71; Martin v. Watts, 513 So. 2d 958 (Ala. 1987), also reported at 508 So. 2d 1136.
AR	No	No	No	No	No	Ark. Code § 16-126-105; Ark. Code § 16-126-106; Archer v. Sigma Tau Gamma Alpha Epsilson, Inc., 2010 Ark. 8, 2010 WL 129774 (Ark. 2010); Alpha Zeta Chapter of Pi Kappa Alpha Fraternity v. Sullivan, 740 S.W.2d 127 (Ark. 1987).
AZ	No	No	No	No	Yes	Ariz. Rev. Stat. § 4-301; Estate of Hernandez v. Flavio, 930 P.2d 1309 (Ariz. 1997); Knoell v. Cerkvenik-Anderson Travel Inc., 917 P.2d 689 (Ariz. 1996); Young v. DFW Corp., 908 P.2d 1 (Ariz. Ct. App. 1995).
CA	Yes	No	No	Yes (knowledge of underage status)	No	Cal. Civ. Code § 1714.
CO	Yes	Yes ($280,810 per person)	No	Yes (knowledge of underage status)	No	Colo. Rev. Stat. § 12-47-801; Charlton v. Kimata, 815 P.2d 946 (Colo. 1991); Gonzalez. v. Yancey, 939 P.2d 525 (Colo. Ct. App. 1997).
CT	No	No	No	No	Yes	Bohan v. Last, 674 A. 2d 839 (Conn. 1996); Ely v. Murphy, 540 A. 2d 54 (Conn. 1988); Pike v. Bugbee, 974 A.2d 743 (Conn. App. Ct. 2009).
DC	No	No	No	No	No	Wadley v. Aspillaga, 163 F. Supp. 2d 1 (D.D.C. 2001), aff'd, Wadley v. Int'l Telcoms. Satellite Org., 82 Fed. Appx. 227 (D.C. Cir. 2003).
DE	No	No	No	No	No	Shea v. Matassa, 918 A.2d 1090 (Del. Super. Ct. 2007).
FL	No	No	No	No	Yes	Bankston v. Brennan, 507 So. 2d 1385 (Fla. 1987); Trainor v. Estate of Hanson, 740 So. 2d 1201 (Fla. Ct. App. 1999).
GA	Yes	No	No	Yes (furnishing with knowledge that customer was a minor and would soon be operating a motor vehicle)	No	Ga. Code Ann. § 51-1-40; Riley v. H&H Operations, Inc., 436 S.E.2d 659 (Ga.1993).
HI	Yes	No	Yes (social host must be 21 years of age or older)	No	No	Haw. Rev. Stat. § 663-41; Faulk v. Suzuki Motor Co., Ltd., 851 P.2d 332 (Haw. Ct. App. 1993).
IA	Yes	No	No	Yes (social host should have known that minor was intoxicated or was going to become intoxicated)	No	Iowa Code § 123.92; § 123.49; Brenneman v. Stuelke 654 N.W.2d 507 (Iowa 2002).

ID	Yes	No	No	No	No	Idaho Code § 23-808; Slade v. Smith's Management Corp., 808 P.2d 401 (Idaho1991).
IL	No	No	No	No	No	Wakulich v. Mraz, 785 N.E.2d 843 (Ill. 2003); Charles v. Seigfried, 651 N.E.2d 154 (Ill. 1995).
IN	Yes	No	No	Yes (knowledge of visible intoxication)	No	Ind. Code § 7.1-5-10-15.5; Culver v. McRoberts, 192 F.3d 1095 (7th Cir. 1999).
KS	No	No	No	No	No	Bland v. Scott, 112 P.3d 941 (Kan. 2005).
KY	No	No	No	No	No	Estate of Vosnick v. RRJC, Inc., 225 F. Supp. 2d 737 (E.D. Ky. 2002).
LA	No	No	No	No	Yes	La. Rev. Stat. Ann. § 9:2800.1; Gresham v. Davenport, 537 So. 2d 1144 (La.1989); Garcia on Behalf of Garcia v. Jennings, 427 So .2d 1329 (La. Ct. App. 1983).
MA	No	No	No	No	Yes	McGuiggan v. New England Telephone & Telegraph Co., 496 N.E.2d 141 (Mass. 1986); O'Flynn v. Powers, 646 N.E.2d 1091 (Mass. 1995); Makynen v. Mustakangas, 655 N.E.2d 1284 (Mass. App. Ct.), review denied, 657 N.E.2d 1273 (Mass. 1995).
MD	No	No	No	No	No	Hebb v. Walker, 536 A.2d 113 (Md. Spec. Ct. App. 1988).
ME	Yes	Yes ($350,000 limit for all claims per occurrence. Medical care and treatment costs excluded from limit)	No	No	No	Me. Rev. Stat. Ann. tit. 28-A, § 2503; Me. Rev. Stat. Ann. tit. 28-A § 2505; Me. Rev. Stat. Ann. tit. 28-A, § 2506; Me. Rev. Stat. Ann. tit. 28-A, § 2507; Me. Rev. Stat. Ann. tit. 28-A, § 2508; Me. Rev. Stat. Ann. tit. 28-A, § 2509; Me. Rev. Stat. Ann. tit. 28-A, § 2511; Me. Rev. Stat. Ann. tit. 28-A, § 2515; Jackson v. Tedd-Lait Post No. 5, 723 A.2d 1220 (Me. 1999).
MI	No	No	No	No	Yes	Longstreth v Gensel, 377 N.W.2d 804 (Mich. 1985).
MN	Yes	No	Yes (social host must be 21 or older)	Yes (knowingly or recklessly furnishing alcohol to a minor or permitting consumption by a minor)	No	Minn. Stat. § 340A.90; Minn. Stat. § 340A.801; Minn. Stat. § 340A.503.
MO	No	No	No	No	No	Andres v. Alpha Kappa Lambda Fraternity, 730 S.W.2d 547 (Mo. 1987); Ritchie v. Goodman. 161 S.W.3d 851 (Mo. Ct. App. 2005), transfer denied (Mo. May 31, 2005).
MS	No	No	No	No	No	Miss. Code Ann. § 67-3-73.
MT	Yes	Yes ($250,000 non-economic damages per person and $250,000 punitive damages per person)	No	No	No	Mont. Code Ann. § 27-1-710.

NC	No	No	No	No	No	Camalier v. Jeffries, 460 S.E.2d 133 (N.C. 1995); Hart v. Ivey, 420 S.E.2d 174 (N.C. 1992).
ND	Yes	No	No	Yes (kKnowledge of underage status)	No	N.D. Cent. Code § 5-01-06.1; N.D. Cent. Code § 32-21-02.
NE	Yes	No	No	No	No	Neb. Rev. Stat. § 53-401; Neb. Rev. Stat. § 53-402; Neb. Rev. Stat. § 53-403; Neb. Rev. Stat. § 53-404; Neb. Rev. Stat. § 53-405; Neb. Rev. Stat. § 53-406; Neb. Rev. Stat. § 53-407; Neb. Rev. Stat. § 53-408; Pelzek v. American Legion, 463 N.W.2d 321 (Neb. 1990).
NH	No	No	No	No	Yes	Hickingbotham v. Burke, 662 A.2d 297 (N.H. 1995).
NJ	No	No	No	No	Unc	Componile v. Maybee, 641 A.2d 1143 (N.J. Super. Ct. Law. Div. 1994); Linn v. Rand, 356 A.2d 15 (N.J. Super. Ct. App. Div. 1976); A.B. v. Johnson, Civ. Action No. 08-cv-5247, 2010 WL 5441650 (D.N.J., Dec. 23, 2010).
NM	Yes	No	No	Yes (alcohol must be furnished recklessly in disregard of the rights of others, including the social guest)	No	N.M. Stat. Ann. § 41-11-1; Trujillo v. City of Albuquerque, 965 P.2d 305 (N.M. 1998).
NV	Yes	No	No	Yes (knowingly furnishing a minor or allowing a minor to consume alcohol on premises that social host controls)	No	Nev. Rev. Stat. § 41.1305; Hinegardner v. Marcor Resorts, L.P.V., 844 P.2d 800 (Nev.1992).
NY	Yes	No	No	No	No	N.Y. Gen. Oblig. Law § 11-100.
OH	No	No	No	No	Yes	Mitseff v. Wheeler, 526 N.E.2d 798 (Ohio 1988); Williams v. Veterans of Foreign Wars, 650 N.E.2d 175 (Ohio Ct. App. 1994); Ohio Rev. Code § 4301.69.
OK	No	No	No	No	No	Teel v. Warren, 22 P.3d 234 (Okla. Civ. App Ct. 2001).
OR	Yes	No	No	No	No	Or. Rev. Stat. § 471.567.
PA	No	No	No	No	Yes	Congini v. Portersville Valve Co., 470 A.2d 515 (Pa. 1983).
RI	No	No	No	No	Unc	
SC	No	No	No	No	Yes	Marcum v. Bowden, 643 S.E.2d 85 (S.C. 2007).
SD	No	No	No	No	No	S.D. Codified Laws § 35-11-1; S.D. Codified Laws § 35-11-2.
TN	No	No	No	No	No	Tenn. Code Ann. § 57-10-101; Biscan v. Brown, 160 S.W.3d 462 (Tenn. 2005).

TX	Yes	No	Yes (social hosts may be held liable if they are 21 or over and furnish alcohol to a minor under age 18)	Yes (knowledge of underage status)	Unc	Tex. Alco. Bev. Code Ann. § 2.02; Dorris v. Price, 22 S.W.3d 42 (Tex. Ct. App. 2000).
UT	Yes	Yes ($1,000,000 limit for one person and $2,000,000 limit for all injured parties per occurrence)	Yes (social host must be 21 or older)	No	No	Utah Code Ann. § 32B-15-201; Utah Code Ann. § 32B-15-301; Gilger v. Hernandez, 997 P.2d 305 (Utah 2000).
VA	No	No	No	No	No	Robinson v. Matt Mary Moran, Inc., 525 S.E.2d 559 (Va. 2000); Williamson v. Old Brogue, Inc., 350 S.E.2d 621 (Va. 1986).
VT	Yes	No	No	No	No	Vt. Stat. Ann. tit. 7, § 501; Winney v. Ransom & Hastings, Inc., 542 A.2d 269 (Vt. 1988).
WA	No	No	No	No	No	Reynolds v. Hicks, 951 P.2d 761 (Wash. 1998); Crowe v. Gaston, 951 P.2d 1118 (Wash. 1998).
WI	Yes	No	No	No	No	Wis. Stat. § 125.035; Nichols v. Progressive Northern Ins. Co., 746 N.W.2d 220 (Wis. 2008).
WV	No	No	No	No	No	Overbaugh v. McCutcheon, 396 S.E.2d 153 (W.Va. 1990).
WY	No	No	No	No	Yes	Daniels v. Carpenter, 62 P.3d 555 (Wyo. 2003).

2012 State Enforcement Data					
State	**State agency**	**St_copshop**	**St_shouldtap**	**St_partypat**	**St_UAfatal**
Alabama	AL Alcoholic Beverage Control (ABC) Board	No	No	Yes	No
Alaska	Department of Public Safety	No	Yes	No	Yes
Arizona	Department of Liquor Licenses and Control, Investigations Division	No	No	Yes	Yes
Arkansas	Duty shared among all state law enforcement agencies	Yes	Yes	Yes	Yes
California	Alcoholic Beverage Control	No	Yes	Yes	Yes
Colorado	Department of Revenue, Liquor Enforcement Division (LED)	Yes	No	Yes	Yes
Connecticut	Department of Consumer Protection, Liquor Control Division	No	No	Yes	Yes
Delaware	Department of Safety and Homeland Security Division of Alcohol and Tobacco Enforcement (DATE)	Yes	No	Yes	Yes
District of Columbia	Metropolitan Police Department	No	No	No	No
Florida	Department of Business and Professional Regulation, Division of Alcoholic Beverages and Tobacco (ABT)	Yes	Yes	Yes	Yes
Georgia	GA Department of Revenue Alcohol & Tobacco Division	No	Yes	Yes	No
Hawaii	Honolulu Liquor Commission and Honolulu Police Department	No	No	No	No
Idaho	ID State Police Alcohol Beverage Control	No	Yes	Yes	Yes
Illinois	No one agency has primary responsibility	No	No	Yes	No
Indiana	IN Alcohol and Tobacco Commission, Indiana State Excise Police	Yes	No	Yes	Yes
Iowa	IA Department of Public Safety, State Patrol	No	No	Yes	Yes
Kansas	KS Department of Revenue, Alcoholic Beverage Control Division	Yes	No	Yes	No
Kentucky	KY Department of Alcoholic Beverage Control	Yes	No	Yes	Yes
Louisiana	LA Department of Revenue, Office of Alcohol and Tobacco Control (ATC)	Yes	No	No	Yes
Maine	Department of Public Safety	No	No	No	Yes
Maryland	No designated state agency	Yes	Yes	Yes	Yes
Massachusetts	MA Alcoholic Beverages Control Commission (ABCC)	Yes	Yes	No	Yes
Michigan	MI Liquor Control Commission (MLCC)	No	No	Yes	Yes
Minnesota	MN Department of Public Safety	No	No	No	Yes
Mississippi	MS Alcohol Beverage Control Bureau of Enforcement	Yes	Yes	Yes	Yes
Missouri	MO Department of Public Safety	Yes	No	Yes	Yes
Montana	MT Department of Revenue Liquor Control Division for licenses; local law enforcement for server	No	No	No	No
Nebraska	NE State Patrol and Nebraska Liquor Control Commission	Yes	Yes	Yes	Yes
Nevada	Juvenile Justice Programs Office	No	No	No	Yes
New Hampshire	NH Liquor Commission, Division of Enforcement and Licensing	Yes	No	Yes	Yes
New Jersey	NJ Division of Alcoholic Beverage Control	No	Yes	No	Yes
New Mexico	NM Department of Public Safety, Special Investigations Division	Yes	Yes	No	No
New York	State Liquor Authority and NY State Police	No	No	Yes	Yes
North Carolina	NC Alcohol Law Enforcement Division	Yes	No	Yes	Yes

North Dakota	ND Highway Patrol	No	No	Yes	Yes
Ohio	OH Department of Public Safety (Investigative Unit)	No	No	Yes	Yes
Oklahoma	Alcoholic Beverage Laws Enforcement Commission (ABLE)	Yes	Yes	No	Yes
Oregon	OR Liquor Control Commission (OLCC)	Yes	No	Yes	Yes
Pennsylvania	PA State Police Bureau of Liquor Control Enforcement	No	No	Yes	Yes
Rhode Island	Dept of Behavioral Healthcare, Developmental Disabilities & Hospitals (BHDDH)	No	No	No	Yes
South Carolina	State Law Enforcement Division (SLED)	No	No	Yes	Yes
South Dakota	Attorney General Office and Department of Public Safety	No	No	No	Yes
Tennessee	TN Alcoholic Beverage Commission (TABC)	No	No	No	No
Texas	TX Alcoholic Beverage Commission and TX Department of Public Safety	Yes	Yes	Yes	Yes
Utah	UT Department of Public Safety (DPS), UT Highway Patrol (UHP), Alcohol Enforcement Team (AET)	No	No	Yes	Yes
Vermont	VT Department of Liquor Control	Yes	No	Yes	Yes
Virginia	VA Department of Alcoholic Beverage Control	Yes	No	Yes	Yes
Washington	WA State Liquor Control Board (WSLCB)	No	No	No	Yes
West Virginia	WV Beverage Control Administration	No	No	No	Yes
Wisconsin	No state agency has primary responsibility	No	No	No	Yes
Wyoming	WY Department of Health, Mental Health and Substance Abuse Services Division	No	No	No	No

State	Lo_copshop	Lo_shouldtap	Lo_partypat	Lo_UAfatal	Collect_MIP	Number_MIP	Date_MIP	Local_MIP
Alabama	No	No	No	No	Yes	1058	09/30/2010	No
Alaska	No	Yes	Yes	Yes	Yes	3685	12/31/2010	Yes
Arizona	No	No	Yes	Yes	Yes	2584	06/30/2010	No
Arkansas	Yes	Yes	Yes	Yes	Yes			Yes
California	Yes	Yes	Yes	No	Yes	506	06/30/2010	No
Colorado	Yes	Yes	Yes	Yes	Yes	331	12/31/2010	No
Connecticut	Yes	Yes	Yes	Yes	Yes	2761	12/31/2010	Yes
Delaware	Yes	No	Yes	Yes	Yes	45	04/30/2010	No
District of Columbia	Yes	No	No	Yes	Yes	43	12/31/2010	Yes
Florida	No	Yes	Yes	Yes	Yes	2471	12/31/2010	No
Georgia	No	Yes	Yes	Yes	Yes	6	06/30/2010	No
Hawaii	Yes	Yes	Yes	Yes	Yes	141	12/31/2010	Don’t know
Idaho	No	Yes	Yes	No	No			
Illinois	Yes	Yes	Yes	Yes	No			
Indiana	No	No	Yes	Yes	Yes	2310		No
Iowa	No	Yes	Yes	Yes	Yes	1942	12/31/2008	Yes
Kansas	No	No	Yes	Yes	Yes	210	06/30/2010	No
Kentucky	No	No	Yes	Yes	Yes			
Louisiana	No	No	Yes	No	Yes	950		No
Maine	Yes	Yes	Yes	Yes	No			
Maryland	Yes	Yes	Yes	Yes	Yes	1234	12/31/2009	Yes
Massachusetts	Yes	Yes	Yes	Yes	Yes	1004	12/31/2010	No
Michigan	Yes	No	Yes	Yes	No			
Minnesota	No	No	Yes	Yes	No			
Mississippi	No	No	No	No	Yes	501	12/31/2010	No
Missouri	No	No	Yes	No	Yes	13097	12/31/2009	Yes
Montana	Yes	Yes	Yes	Yes	Yes	568	12/31/2010	Yes
Nebraska	No	Yes	Yes	No	Yes	8091	12/31/2009	Yes
Nevada	No	Yes	Yes	No	No			
New Hampshire	Yes	No	Yes	Yes	Yes	2136	06/30/2010	Yes
New Jersey	Yes	Yes	Yes	Yes	Yes	156	12/31/2010	No
New Mexico	No	Yes	Yes	No	Yes	226		No
New York	No	Yes	Yes	Yes	No			
North Carolina	No	Yes	Yes	No	Yes	4436	12/31/2010	No
North Dakota	Yes	Yes	Yes	Yes	Yes	498		No
Ohio	No	No	Yes	Yes	Yes	1589	12/31/2010	No
Oklahoma	Yes	Yes	Yes	No	Yes	1343		Yes
Oregon	Yes	Yes	Yes	Yes	Yes	7762		Yes

Pennsylvania	Yes	No	Yes	Yes	Yes	18248	12/31/2010	No
Rhode Island	Yes	Yes	Yes	Yes	No			
South Carolina	No	Yes	Yes	Yes	Yes	2373	06/30/2010	Yes
South Dakota	No	No	No	Yes	Yes	5123	05/31/2010	Yes
Tennessee	No	No	No	Yes	Yes	21		No
Texas	Yes	Yes	Yes	Yes	Yes	1912	12/31/2010	No
Utah	No	Yes	Yes	Yes	Yes	9235	06/30/2010	Yes
Vermont	No	No	Yes	Yes	Yes	3000	12/31/2010	Yes
Virginia	No	No	Yes	Yes	Yes	845	09/30/2010	No
Washington	Yes	Yes	Yes	No	Yes	1925		
West Virginia	Yes	Yes	Yes	Yes	Yes	195	12/31/2009	Yes
Wisconsin	No	No	Yes	Yes	No			
Wyoming	Yes	Yes	Yes	Yes	Yes	1347		Yes

State	St_cmchk_concol	St_cmchk_numb	St_cmchk_fail	St_cmchk_date	Lo_cmchk_concol	Lo_cmchk_numb	Lo_cmchk_fail	Lo_cmchk_date
Alabama	Yes Yes	4977	544	09/30/2010	DKNA			
Alaska	Yes Yes	700	105	06/30/2010	DKNA			
Arizona	Yes Yes	188	102	06/30/2010	Yes No			
Arkansas	Yes Yes	3012	269	12/31/2010	Yes No			
California	Yes Yes	4769	670	06/30/2010	Yes Yes	8551	1207	06/30/2010
Colorado	Yes Yes	1323	253	12/31/2010	Yes No			
Connecticut	Yes Yes	492	124	12/31/2010	Yes No			
Delaware	Yes Yes	44	5	04/30/2010	Yes No			
District of Columbia	Yes Yes	1277	129	09/30/2010	Yes Yes	1277	129	09/30/2010
Florida	Yes Yes	10788	1159	12/31/2010	Yes No			
Georgia	Yes Yes	4349	711	06/30/2010	Yes No			
Hawaii	Yes Yes	259	30	12/31/2009	Yes Yes	450	103	12/31/2011
Idaho	Yes Yes	339	84	12/31/2010	Yes No			
Illinois	Yes Yes	1264	236	06/30/2010	Yes No			
Indiana	Yes Yes	911			Yes No			
Iowa	Yes Yes	349	176	09/30/2010	Yes Yes	1333	152	09/30/2010
Kansas	Yes Yes	608	97	06/30/2010	Yes No			
Kentucky	Yes Yes	3616	226	12/31/2010	Yes No			
Louisiana	Yes Yes	4312	347		Yes No			
Maine	Yes Yes	1657	65	12/31/2010	Yes No			
Maryland	Yes No				Yes No			
Massachusetts	Yes Yes	1793	102	12/31/2010	Yes Yes	1378	118	12/31/2010
Michigan	Yes Yes	1512	224	12/31/2010	Yes Yes		340	12/31/2010
Minnesota	No No				Yes No	1049	108	06/30/2010
Mississippi	Yes Yes	5493	266	12/31/2010	Yes No			
Missouri	Yes Yes	183	49	09/30/2010	Yes Yes	1941	267	12/31/2010
Montana	No No				Yes Yes	518	114	12/31/2010
Nebraska	Yes No				Yes No			
Nevada	No No			12/31/2010	Yes Yes	3975	791	12/31/2010
New Hampshire	Yes Yes	1774	196	12/31/2009	Yes Yes	0	0	12/31/2009
New Jersey	No No				No No			
New Mexico	Yes Yes		232		Yes No			
New York	Yes Yes	1398	123	12/31/2010	DKNA			
North Carolina	Yes Yes	278	75	12/31/2010	Yes No			
North Dakota					Yes Yes			
Ohio	Yes Yes	506	241	12/31/2010	Yes No			
Oklahoma	Yes Yes	296	25		Yes No			

Oregon	Yes Yes	1913	394		Yes No			
Pennsylvania	Yes Yes	905	317	12/31/2010	No No			12/31/2010
Rhode Island	No No				Yes Yes	300	30	
South Carolina	Yes Yes	451	64	06/30/2010	Yes Yes	6438	933	06/30/2010
South Dakota	Yes Yes	804	131	12/31/2010	Yes No			
Tennessee	Yes Yes	794	271		Yes No			
Texas	Yes Yes	9794	1058	12/31/2010	Yes Yes			
Utah	Yes No				Yes Yes	2448	234	12/31/2010
Vermont	Yes Yes	678	67	12/31/2010	No No			
Virginia	Yes Yes	4145	408	09/30/2010	Yes No			
Washington	Yes Yes	2442	457	12/31/2010	Yes No			
West Virginia	Yes Yes	1449	328	12/31/2010	Yes No			
Wisconsin	No No				No No			
Wyoming	No No				Yes Yes	1181	174	

State	Fines_ collect	Fines_numb	Fines_ $	Fines_date	Suspen collect	Suspen_numb	Suspen_days	Suspen_ date	Revoccollect	Revoc_numb	Revoc_date
Alabama	No				No				No		
Alaska	Yes	5	4,000	06/30/2010	Yes	5	52	06/30/2010	Yes	0	06/30/2010
Arizona	Yes	151	365,875	06/30/2010	Yes	4	47	06/30/2010	Yes	1	06/30/2010
Arkansas	Yes	247	126,400	12/31/2010	Yes	8	23	12/31/2010	Yes	0	12/31/2010
California	Yes	1267	3801000	06/30/2010	No				Yes	40	06/30/2010
Colorado	No				Yes	269		12/31/2010	Yes	0	12/31/2010
Connecticut	Yes	110	248125	12/31/2010	Yes	110	539	12/31/2010	Yes	2	12/31/2010
Delaware	Yes	30	20000	12/31/2010	Yes	3	90	12/31/2010	Yes	1	12/31/2010
District of Columbia	Yes	37	99000	09/30/2010	Yes	16	39	09/30/2010	Yes	0	09/30/2010
Florida	Yes	82	82300	12/31/2010	Yes	72	371	12/31/2010	Yes	3	12/31/2010
Georgia	Yes	708	724300	06/30/2010	Yes	115	371	06/30/2010	Yes	0	06/30/2010
Hawaii	Yes				Don’t know				Don’t know		
Idaho	Yes	48	42000	12/31/2010	Yes	6	60	12/31/2010	Yes	0	12/31/2010
Illinois	Yes		288250	06/30/2010	Yes		300	06/30/2010	Yes	9	06/30/2010
Indiana	Yes				Yes				Yes		
Iowa	Yes	175	75500	09/30/2010	Yes	0	0	09/30/2010	Yes	0	09/30/2010
Kansas	Don't know				No				No		
Kentucky	Yes	347	485450	12/31/2010	Yes	27	875	12/31/2010	Yes	10	12/31/2010
Louisiana	Yes		191105		No				No		
Maine	Yes	224	111842	12/18/2010	Yes	0	0	12/18/2010	Yes	0	12/18/2010
Maryland	Yes				Yes				Yes		
Massachusetts	Yes		40000	12/31/2010	Yes	117	275	12/31/2010	Yes	1	12/31/2010
Michigan	Yes	2257	934976	12/31/2010	Yes	47	162	12/31/2010	Yes	4	12/31/2010
Minnesota	No				No				No		
Mississippi	No				Yes	70		12/31/2010	Yes	0	12/31/2010
Missouri	Yes	230	58500	09/30/2010	Yes	35	86	09/30/2010	Yes	0	09/30/2010
Montana	Yes	163	71,375	12/31/2010	Yes	3	18	12/31/2010	Yes	0	12/31/2010
Nebraska	No				Yes	278	3600	06/30/2010	Yes	15	06/30/2010
Nevada	No				No				No		
New Hampshire	Yes	97	63450	12/31/2009	Yes	18	54	12/31/2009	Yes	0	12/31/2009
New Jersey	No				No				Yes	0	12/31/2010
New Mexico	Yes		409610		Yes		281		Yes	1	
New York	Yes	1133	4473750	12/31/2010	Yes	59		12/31/2010	Yes	106	12/31/2010
North Carolina	Yes	181	256150	12/31/2010	No				Yes	0	12/31/2010
North Dakota	No				No				No		
Ohio	Yes	1468	1190850	06/30/2010	Yes	1468		06/30/2010	Yes	71	06/30/2010
Oklahoma	Yes	17	17000		Yes	1	10		Yes	0	

Oregon	Yes		623002		No				Yes	0	
Pennsylvania	Yes	1839		12/31/2010	Yes	75		12/31/2010	Yes	27	12/31/2010
Rhode Island	No				No				No		
South Carolina	No				Yes	6	105	06/30/2010	Yes	0	06/30/2010
South Dakota	Don't know				Yes	13	24	12/31/2010	Yes	1	12/31/2010
Tennessee	Yes	271	406500		Yes	0			Yes	0	
Texas	Yes	505	1255700	12/31/2010	Yes	869	7030	12/31/2010	Yes	0	12/31/2010
Utah	Yes	12	19300	01/01/2011	Yes	8	55	01/01/2011	Yes	0	01/01/2011
Vermont	Yes	8	2400	12/31/2010	Yes	17	23	12/31/2010	Yes	0	12/31/2010
Virginia	Yes	434	955450	09/30/2010	Yes	177	4116	09/30/2010	Yes	1	09/30/2010
Washington	Yes	346	192450	12/31/2010	Yes	111	669	12/31/2010	Yes	4	12/31/2010
West Virginia	Yes	382	87900	12/31/2010	Yes	17		12/31/2010	Yes	1	12/31/2010
Wisconsin	No				No				No		
Wyoming	No				No				No		

State	DS_program	DS_agency	DS local
Alabama	Yes	Alabama Alcoholic Beverage Control Board	No
Alaska	Yes		No
Arizona	Yes	State of Arizona - Department of Liquor Licenses and Control	Yes
Arkansas	Yes	Alcohol Beverage Control Enforcement	Don't know
California	Yes	Alcoholic Beverage Control	Don't know
Colorado	Yes	Department of Revenue/Liquor Enforcement Division	No
Connecticut	Yes	Liquor Control Division	Don't know
Delaware	No		No
District of Columbia	No		
Florida	No		Don't know
Georgia	Yes	Georgia Department of Revenue Alcohol & Tobacco Division	Don't know
Hawaii	No		Yes
Idaho	No	There are numerous violations; however, unable to enforce due to lack of staffing	No
Illinois	Don't know		No
Indiana	Yes		No
Iowa	No		Yes
Kansas	Yes		No
Kentucky	Yes	Kentucky Alcoholic Beverage Control	Yes
Louisiana	Yes		No
Maine	Yes	Department of Public Safety, Liquor Licensing and Compliance Unit	No
Maryland	Yes	http://compnet.comp.state.md.us/Field_Enforcement_Division/	Yes
Massachusetts	Yes	Massachusetts Alcoholic Beverages Control Commission	No
Michigan	Yes		Don't know
Minnesota	Yes	MN. DPS Alcohol & Gambling Enforcement	Don't know
Mississippi	Yes	Mississippi Alcohol Beverage Control Bureau of Enforcement	No
Missouri	Yes		No
Montana	Yes	MT Department of Revenue - Liquor Control Division	No
Nebraska	Yes	Nebraska Liquor Control Commission	Yes
Nevada	No		Yes
New Hampshire	Yes	NH Liquor Commission-Division of Enforcement and Licensing	No
New Jersey	No		Don't know
New Mexico	No		
New York	No		Don't know
North Carolina	No		Don't know
North Dakota			
Ohio	Yes	Ohio Investigative Unit (Ohio Department of Public Safety)	Yes
Oklahoma	No		Don't know
Oregon	Yes		No
Pennsylvania	Yes	PA State Police Bureau of Liquor Control Enforcement	No

Rhode Island	Don't know		Don't know
South Carolina	No		No
South Dakota	Don't know		
Tennessee	Yes		Don't know
Texas	Yes		Don't know
Utah	No		No
Vermont	Yes	Vermont Department of Liquor Control	No
Virginia	Yes	The Virginia Department of Alcoholic Beverage Control, Tax Management Division is responsible for monitoring and reviewing all tax and shipping documents in reference to the Direct Shipper and Common Carriers licensees. If there are any discrepancies, late reports being submitted, overshipments that exceed what's allowed in accordance with the Virginia ABC Act or information concerning underage, a Senior Special Agent within the Bureau of Law Enforcement will conduct an investigation.	No
Washington	No		No
West Virginia	Yes	West Virginia Alcohol Beverage Control Administration (abca.wv.gov)	No
Wisconsin	Yes		Yes
Wyoming	Yes		Yes

Variable Label	**Variable Question**	**Answers**
State	Please enter your state	**State names**
State_Agency	A. 1 Please identify the State agency/department that has PRIMARY RESPONSIBILITY for ENFORCING laws designed to prevent underage drinking (e.g., sales and/or furnishing of alcohol to minors, social host laws, minor in possession, etc.).	**Name of agency**
	A.3 Do State or local law enforcement agencies engage in any of the following (see definitions): COPS IN SHOPS: A well-publicized enforcement effort in which undercover law enforcement officers are placed in retail alcohol outlets. SHOULDER TAP: Trained young people (decoys) approach individuals outside of retail alcohol outlets and ask the individuals to make an alcohol purchase. PARTY PATROL/PARTY DISPERSAL: Operations that identify and/or safely make arrests and issue citations at underage drinking parties. UNDERAGE ALCOHOL-RELATED FATALITY INVESTIGATIONS: Investigations to determine the source of alcohol ingested by fatally injured minors.	
St_copshop	State law enforcement agencies engage in Cops in Shops efforts	**Yes** **No**
St_shouldtap	State law enforcement agencies engage in Shoulder Tap efforts	**Yes** **No**
St_partypat	State law enforcement agencies engage in Party Patrol/Party Dispersal operations	**Yes** **No**
St_UAfatal	State law enforcement agencies engage in Underage Alcohol-Related Fatality Investigations	**Yes** **No**

Lo_copshop	Local law enforcement agencies engage in Cops in Shops efforts	**Yes** **No**
Lo_shouldtap	Local law enforcement agencies engage in Shoulder Tap efforts	**Yes** **No**
Lo_partypat	Local law enforcement agencies engage in Party Patrol/Party Dispersal operations	**Yes** **No**
Lo_UAfatal	Local law enforcement agencies engage in Underage Alcohol-Related Fatality Investigations	**Yes** **No**
Collect_MIP	A.4 Does your State collect data/maintain records on the number of minors found in possession?	**Yes** **No** **Don't Know**
Number_MIP	A.4.a Based on readily available data, please provide estimates of how many minors the State found in possession (or having consumed or purchased per your State statutes) of alcohol during the most recent year for which complete data are available.	**Number minors in possession**
Date_MIP	Period for which data are reported	**12 months ending: MM/DD/YYYY**
Local_MIP	A.4.b Do the data provided above include arrests/citations issued by local law enforcement agencies?	**Yes** **No** **Don't Know**

St_cmchk_concol	B.1 - Does your State Alcohol Agency conduct underage compliance checks/decoy operations to determine whether alcohol retailers are complying with laws prohibiting sales to minors? DO you collect data on these activities? Code as "," OR "", or ""	**Yes Yes** (Yes, we conduct these activities, and we collect data on them) **Yes No** (Yes, we conduct these activities, but we do not collect data on them) **No No** (No, we neither conduct these activities nor collect data on them) **DKNA** (Don't Know/No Answer)
St_cmchk_numb	B.1 a - Based on readily available data, please provide estimates of the number of licensees in your State upon which underage compliance checks/decoy operations were conducted by your primary State alcohol law enforcement agency. Please report on the most recent year for which you have complete data. (If you do not collect these particular data, please leave blank)	**Number licensees upon which state compliance checks conducted**
St_cmchk_fail	B.1 b - Based on readily available data, please provide estimates of the number of licensees that failed these State compliance checks/decoy operations by selling or serving an alcoholic beverage to an underage individual. Please report on the most recent year for which you have complete data. (If you do not collect these particular data, please leave blank)	**Number Failed**
St_cmchk_date	Period for which data are reported in B.1.a and B.1.b	**12 months ending: MM/DD/YYYY**

Lo_cmchk_concol	B.2 - Do local law enforcement agencies conduct underage compliance checks/decoy operations to determine whether alcohol retailers are complying with these laws? Do you collect data on these activities?	**Yes Yes** (Yes, local law enforcement conducts these activities and we collect data on them) **Yes No** (Yes, local law enforcement conducts these activities, but we do not collect data on them) **No No** No, we neither conduct these activities no collect data on them **DKNA** Don't Know/No Answer
Lo_cmchk_numb	B.2 a - Based on readily available data, please provide estimates of the number of licensees in your State upon which underage compliance checks/decoy operations were conducted by local law enforcement agencies. Please report on the most recent year for which you have complete data. (If you do not collect these particular data, please leave blank)	**Number licensees upon which local compliance checks conducted**
Lo_cmchk_fail	B.2 b - Based on readily available data, what was the TOTAL number of licensees who failed the local compliance check/decoy operations by selling or serving an alcoholic beverage to an underage individual for the most recent year for which complete data are available? (If you do not collect these particular data, please leave blank)	**Number Failed**
Lo_cmchk_date	Period for which data are reported in B.2.a and B.2.b	**12 months ending: MM/DD/YYYY**
Fines_collect	C.1 - Does your State collect data/maintain records on the NUMBER and/or TOTAL AMOUNT of FINES imposed on retail establishments for furnishing to minors?	**Yes/No/Don't Know**

Fines_numb	C.1 - Based on readily available data, please provide estimates of the following over the last 12 month period for which complete data are available: **Number of fines** . Do not include fines imposed by local agencies. Enter a zero (0) if no fines were imposed in the 12 month period. (If you do not collect these particular data, please leave blank)	**Number of Fines**
Fines_dollar	C.1 - Based on readily available data, please provide estimates of the following over the last 12 month period for which complete data are available: **Total Amount of Fines In Dollars Across all Licensees**. Do not include fines imposed by local agencies. Enter a zero (0) if no fines were imposed in the 12 month period. (If you do not collect these particular data, please leave blank)	**Total Amount of Fines In Dollars**
Fines_date	Period for which data are reported in C.1	**12 months ending: MM/DD/YYYY**
Suspen_collect	C.2 - Does your state collect data on LICENSE SUSPENSIONS imposed on retail establishments specifically for furnishing to minors?	**Yes** **No** **Don't Know**
Suspen_numb	C.2 - Based on readily available data, please provide estimates of the following over the last 12 month period for which complete data are available: **Number of Suspensions**. Do not include suspensions imposed by local agencies. Enter a zero (0) if no suspensions were imposed in the 12 month period. (If you do not collect these particular data, please leave blank)	**Number of Suspensions**
Suspen_days	C.2 - Based on readily available data, please provide estimates of the following over the last 12 month period for which complete data are available: **Total Days of Suspensions Across all Licensees**. Do not include suspensions imposed by local agencies. Enter a zero (0) if no suspensions were imposed in the 12 month period. (If you do not collect these particular data, please leave blank)	**Total Days of Suspensions**
Suspen_date	Period for which data are reported in C.2	**12 months ending: MM/DD/YYYY**
Revoc_collect	C.3 - Does your state collect data on LICENSE REVOCATIONS imposed on retail establishments specifically for furnishing to minors?	**Yes** **No** **Revocation is not an enforcement option in our state** **Don't Know**

Revoc_numb	C.3 - Based on readily available data, please provide estimates of the number of revocations over the last 12 month period for which complete data are available. Do not include revocations imposed by local agencies. Enter a zero (0) if no revocations were imposed in the 12 month period.	**Number of Revocations**
Revoc_date	Period for which data are reported in C.3	**12 months ending: MM/DD/YYYY**
DS_program	D.1 - Does your State have a program to investigate and enforce the Direct sales/shipment laws?	**Yes** **No** **Don't Know**
DS_agency	D.1 - If yes, please identify the primary state agency responsible for enforcing laws addressing direct sales/shipments of alcohol to minors.	**Name of agency**
DS_local	D.2 - Are these laws also enforced by local law enforcement agencies?	**Yes** **No** **Don't Know**