












# Reported Past Month Alcohol Use Among Delaware 11th Grade Public School Students: 2018-2019



## Legend

-  New Castle County
-  Kent Count
-  Sussex County
-  PO Box/Company Zip Codes
-  Too Few to Estimate (N<30)

## Drinking Rate

-  13-20.9%
-  21-25.9%
-  26-33.9%
-  34-41.9%
-  42-49%

State Rate: 23%

### Data Note:

Certain zip codes were combined to protect the confidentiality of the participating schools and districts.

### Source:

2018-2019 Delaware School Survey  
 Center for Drug and Health Studies  
 University of Delaware  
[www.cdhs.udel.edu/seow](http://www.cdhs.udel.edu/seow)

