












Reported Past Month Cigarette Use Among Delaware 11th Grade Public School Students: 2018-2019



Legend

-  New Castle County
-  Kent County
-  Sussex County
-  PO Box/Company Zip Codes
-  Too Few to Estimate (N<30)

Rate of Cigarette Use

-  Less than 1%
-  1-2.9%
-  3-3.9%
-  4-5.9%
-  6-10%

State Rate: 3%

Data Note:

Certain zip codes were combined to protect the confidentiality of the participating schools and districts.

Source:

2018-2019 Delaware School Survey
Center for Drug and Health Studies
University of Delaware
www.cdhs.udel.edu/seow

