












Reported Past Month Marijuana Use Among Delaware 11th Grade Public School Students: 2018-2019



Legend

-  New Castle County
-  Kent Count
-  Sussex County
-  PO Box/Company Zip Codes
-  Too Few to Estimate (N<30)

Rate of Marijuana Use

-  13-15.9%
-  16-21.9%
-  22-26.9%
-  27-33.9%
-  34-44%

State Rate: 23%

Data Note:

Certain zip codes were combined to protect the confidentiality of the participating schools and districts.

Source:

2018-2019 Delaware School Survey
 Center for Drug and Health Studies
 University of Delaware
www.cdhs.udel.edu/seow

