












Reported Past Month Marijuana Use Among Delaware 8th Grade Public School Students: 2018-2019



Legend

-  New Castle County
-  Kent Count
-  Sussex County
-  PO Box/Company Zip Codes
-  Too Few to Estimate (N<30)

Rate of Marijuana Use

-  3-4.9%
-  5-6.9%
-  7-10.9%
-  11-17.9%
-  18-29%

State Rate: 8%

Data Note:

Certain zip codes were combined to protect the confidentiality of the participating schools and districts.

Source:

2018-2019 Delaware School Survey
Center for Drug and Health Studies
University of Delaware
www.cdhs.udel.edu/seow

