












Reported Past Month Vaping Device* Use Among Delaware 8th Grade Public School Students: 2018-2019



Legend

-  New Castle County
-  Kent Count
-  Sussex County
-  PO Box/Company Zip Codes
-  Too Few to Estimate (N<30)

Rate of Vaping Device Use

-  1-2.9%
-  3-4.9%
-  5-6.9%
-  7-12.9%
-  13-26%

State Rate: 5%

Data Note:

*Vaping device includes e-cigarette use and Juul use.

Certain zip codes were combined to protect the confidentiality of the participating schools and districts.

Source:

2018-2019 Delaware School Survey
Center for Drug and Health Studies
University of Delaware
www.cdhs.udel.edu/seow

