



PBHS
Prevention Block Grant
FY18
ANNUAL REPORT
February 2019

Prepared by: Prevention Block Grant Evaluation Team,
Center for Drug and Health Studies, University of Delaware

Please contact: Dr. Laura Rapp with any inquiries.
lrapp@udel.edu

Overview

Primary prevention interventions are focused towards members of the general public who are not in need of substance use treatment. SABG funding, under the direction of DSCYF-PBHS, enabled five subrecipient organizations to deliver primary prevention interventions throughout their respective communities and geographic footprints.

1

Delaware Prevention Coalition, WENH

City of Wilmington, Edgemoor/Claymont, Newark, and New Castle

2

Kent Sussex Community Services

Kent and Sussex Counties

3

New Castle Prevention Coalition

City of Wilmington and Route 9 Corridor

4

Open Door, Inc.

Southern New Castle County

5

UD 4H Cooperative Extension

All Three Counties

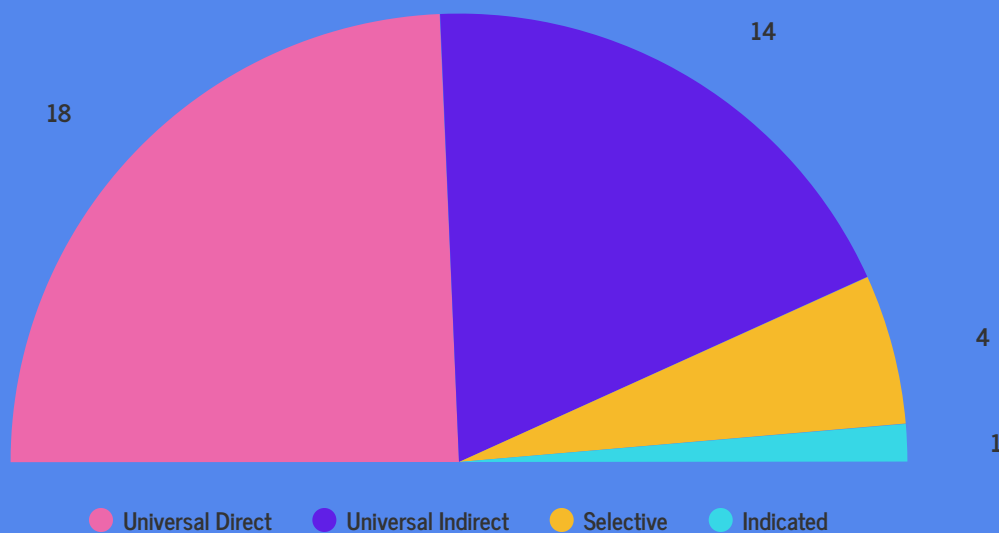
Total Impacts: 73,769 Statewide

Fiscal Year 2018: October 1, 2017 - September 30, 2018

Number of Programs Implemented by CSAP Strategies: 37



Number of Programs Implemented by IOM Category: 37





Evidence Based Programs: 43% of Interventions

92% of Prevention Education

- Botvin Life Skills Training
- All Stars
- Lions Quest
- ATLAS & ATHENA
- Ripple Effects
- Prime for Life

Coalitions – 4 out of 5 Subrecipients are Coalitions or Actively Participate in Coalitions

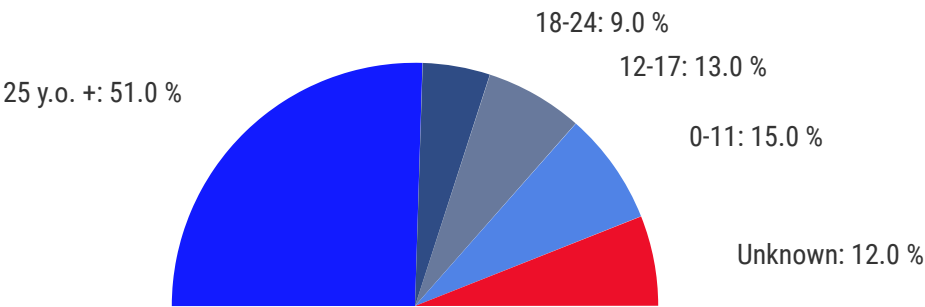
Coalitions promote cross-sector collaboration, prevention sustainability, and community engagement. Successful and effective coalitions tap into community resources and build off of the community's strengths.

One way that SABG funded coalitions cultivate resources to address prevention needs in their respective communities is to develop and engage youth leaders. Youth leaders are used to craft prevention messaging, identify outstanding need, and contribute to a shift in cultural norms around substance use.

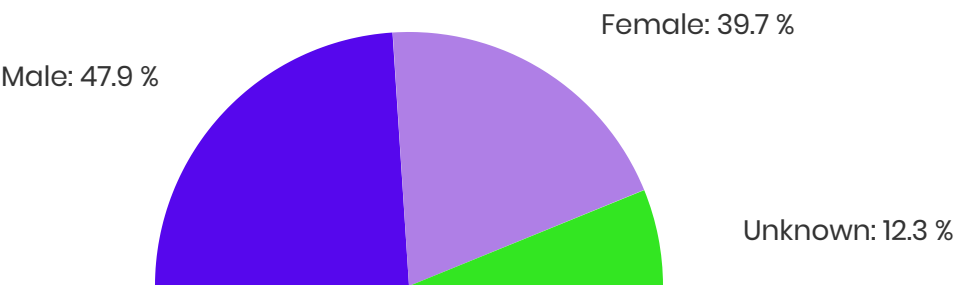
Impact

Demographics

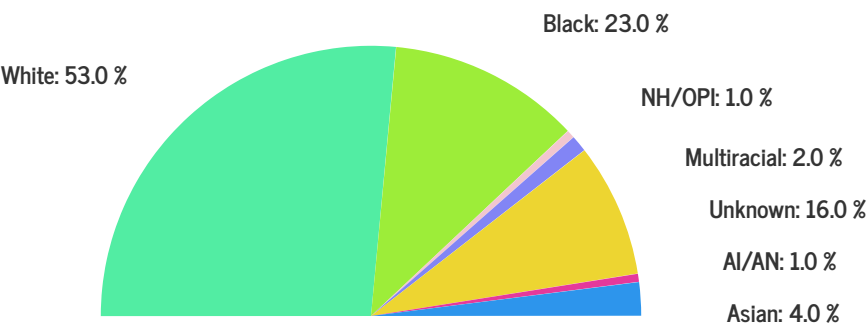
Age



Gender

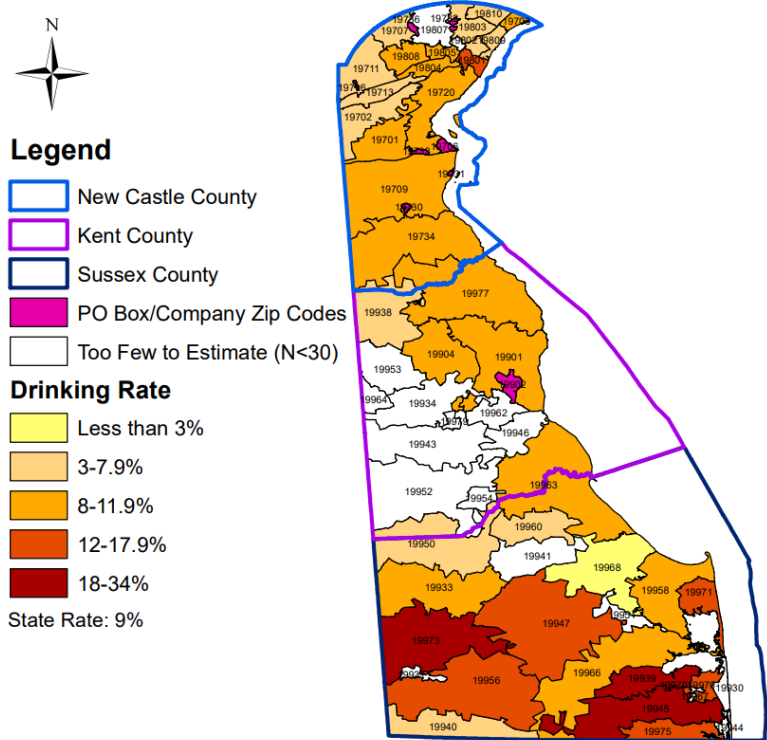


Race

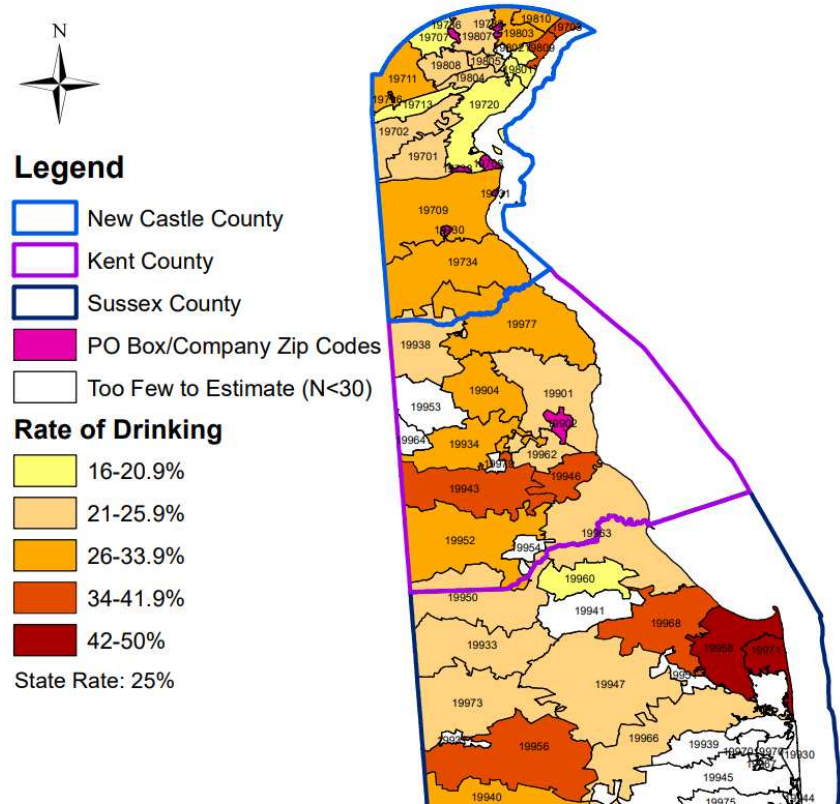


Reported Use - Alcohol

Reported Past Month Alcohol Use Among Delaware
8th Grade Public School Students: 2017-2018

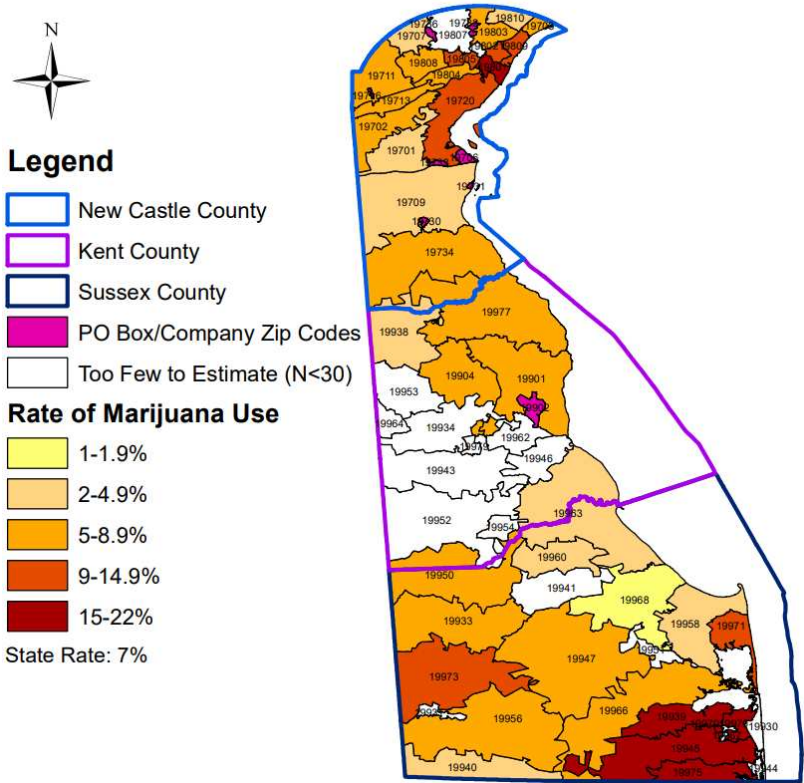


Reported Past Month Alcohol Use Among Delaware
11th Grade Public School Students: 2017-2018

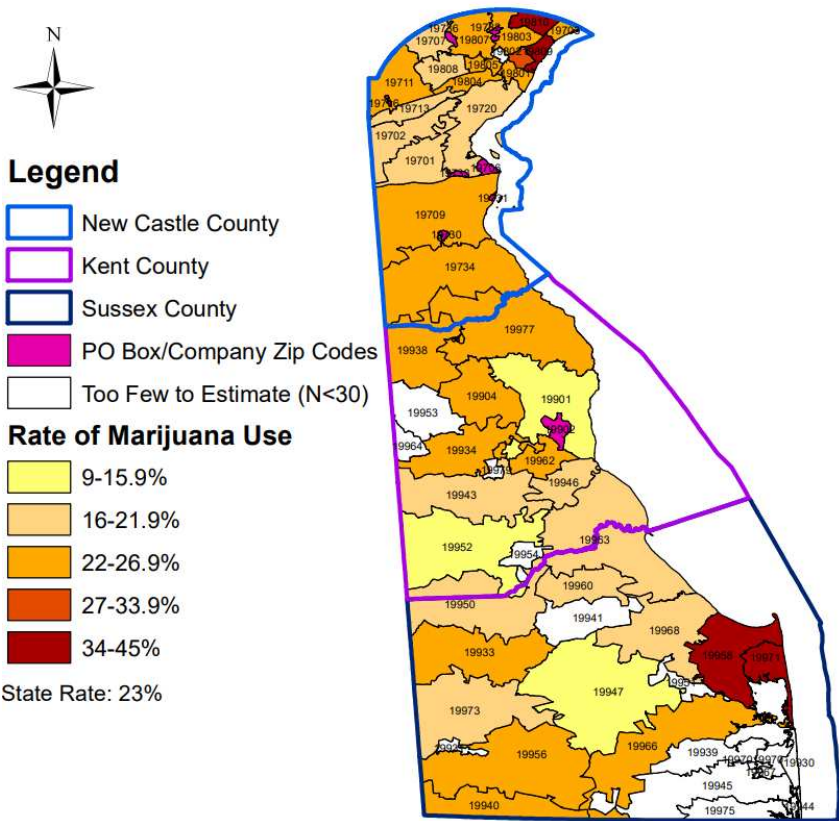


Reported Use - Marijuana

Reported Past Month Marijuana Use Among Delaware
8th Grade Public School Students: 2017-2018

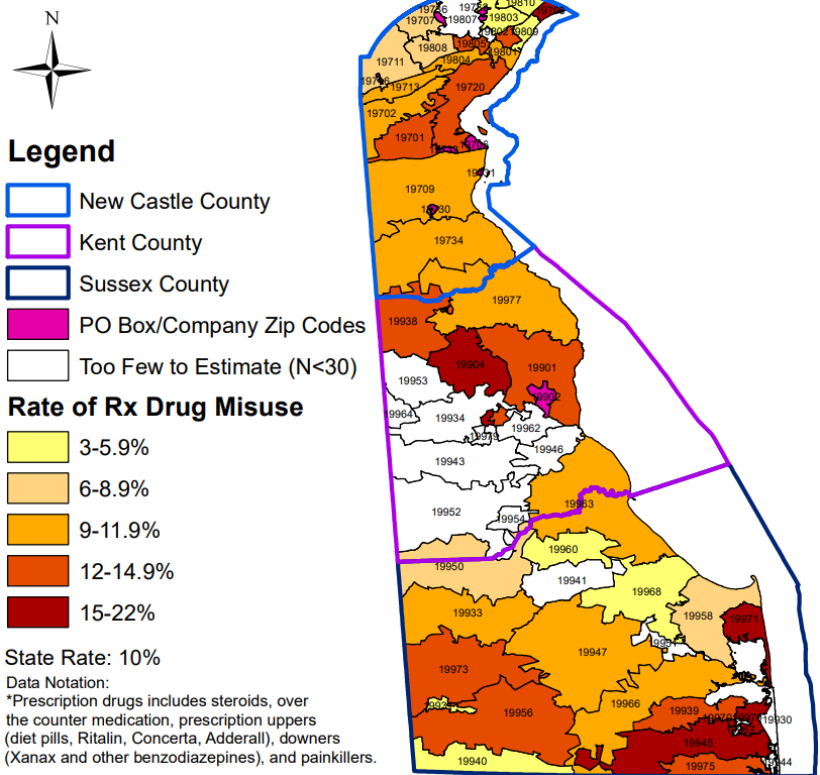


Reported Past Month Marijuana Use Among Delaware
11th Grade Public School Students: 2017-2018

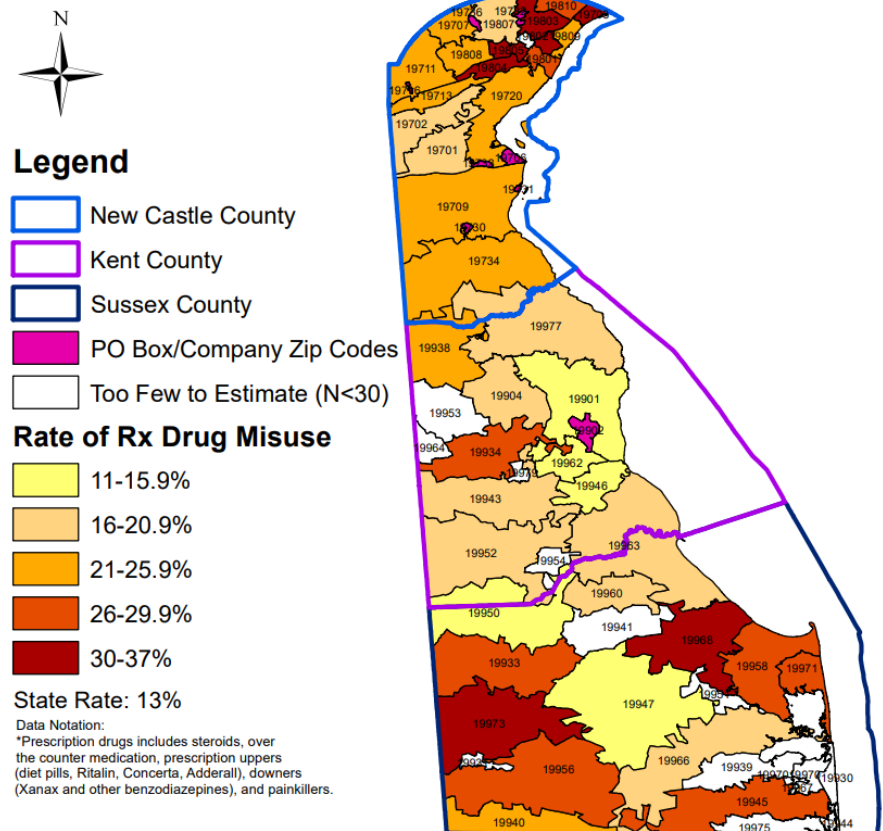


Reported Use - Prescription Misuse

Reported Past Year Prescription Drug* Use
Without a Prescription
Among Delaware 8th Grade Public School Students: 2017-2018



Reported Past Year Prescription Drug* Use
Without a Prescription
Among Delaware 11th Grade Public School Students; 2017-2018





Recommendations

Consistent Data Entry

*Using the same CSAP Strategy label and event type each time.

Timely Data Entry

*Adhere to reporting timelines.

Complete Data Entry

*Collect and enter all available data. Try to reduce the number of "unknowns".



Notes



Reflective of data entered as of February 20th, 2019.



Heat map data come from 2017 and 2018 Delaware School Survey