

A REPORT ON THE INCIDENCE AND PREVALENCE OF YOUTH TOBACCO USE IN DELAWARE :



RESULTS FROM ADMINISTRATION OF THE DELAWARE YOUTH TOBACCO
SURVEY IN SPRING 2000

Delaware Health and Social Services
Division of Public Health



DELAWARE YOUTH TOBACCO SURVEY 2000

November 2001

Delaware Health and Social Services
Division of Public Health



This Report was prepared for the Delaware Division of Public Health by Steven S. Martin and Lisa Gilman,
Center for Drug and Alcohol Studies, University of Delaware.

TABLE OF CONTENTS

	Page
List of Tables and Graphs	iii
1. Overview of Year 2000 Youth Tobacco Survey in Delaware	1
2. Key Findings from 2000 Delaware Youth Tobacco Survey	5
3. Tobacco use by Delaware Middle School and High School Students in Spring 2000	12
a. Middle School : Lifetime, Past Month Use, Gender, Ethnicity and Age of First Use	13
b. High School: Lifetime, Past Month Use Gender, Ethnicity and Age of First Use	16
4. Attitudes about Tobacco Use: Risk and Protective Factors	19-27
5. Dependence and Cessation Efforts	28-34
6. Access to Tobacco and Exposure to Advertising and Prevention Efforts	35-41
7. Comparison with National and Other States' YTS Estimates	42-50

LIST OF TABLE AND FIGURES

	Page		Page
Sample description + Youth Tobacco Survey 2000	2	Percent of 2000 Delaware Middle School students whom have never smoked who: “think smoking cigarettes makes young people look cool or fit in”; “think they would smoke if a friend offered them a cigarette”; “will try a cigarette soon”	21
Past 30 day tobacco use among Delaware youth, by grade and type of tobacco product	12		
Cigarette use among 2000 Delaware Middle School students	13	Percent of 2000 Delaware Middle School students who think young people who smoke have more friends	22
Other tobacco use among Delaware Middle School students	14	Risk perceptions of cigarette use among 2000 Delaware High School students	23
Percentage of Delaware Middle School students who have used tobacco products, by race and tobacco type	15	Perceptions of risk among Delaware High School students	24
Cigarette use among 2000 Delaware High School students	16	Percent of 2000 Delaware High School students whom have never smoked who: “think smoking cigarettes makes young people look cool or fit in”; “think they would smoke if a friend offered them a cigarette”; “will try a cigarette soon”	25
Other tobacco use among Delaware High School students	17		
Percentage of Delaware High School students who have used tobacco products, by race and tobacco type	18	Percent of 2000 Delaware High School students who think young people who smoke have more friends	26
Risk perceptions of cigarette use among 2000 Delaware Middle School students	19	Percentage of Delaware Middle and High school students with social perceptions about cigarette use, by smoking status	27
Perceptions of risk among Delaware Middle School Students	20		

	Page		Page
Percent of current smokers in Delaware Middle Schools who: “feel they need a cigarette daily”; “want to stop smoking cigarettes”; “tried to quit smoking during the past year”; “have participated in a program to help them quit”	28	Percentage of Delaware Middle School and High School students under age 18 who are current smokers and usually get cigarettes from a store	35
Percentage of Delaware Middle School students who are current smokers and feel they are addicted to cigarettes and those smokers who have participated in a program to help them quit, by gender	29	Percentage of Delaware and United States Middle School students under age 18 who purchased cigarettes in a store and were <u>not</u> asked to show proof of age or who were <u>not</u> refused purchase because of their age	36
Percent of <u>current smokers</u> in Delaware High Schools who: “feel they need a cigarette daily”; “want to stop smoking cigarettes”; “tried to quit smoking during the past year”; “have participated in a program to help them quit”	30	Percentage of Delaware and United States High School students under age 18 who purchased cigarettes in a store and were <u>not</u> asked to show proof of age or who were <u>not</u> refused purchase because of their age	37
Percentage of Delaware High School students who are current smokers and feel they are addicted to cigarettes and those smokers who have participated in a program to help them quit, by gender	31	Percentage of Delaware and United States Middle School students who were influenced by media and advertising regarding tobacco	38
Percent of 2000 Delaware students who currently smoke and want to quit	32	Percentage of Delaware and United States High School students who were influenced by media and advertising regarding tobacco	39
Percent of 2000 Delaware students who tried to quit smoking during the past year	33	Percent of 2000 Delaware Middle School and High School students who say they are receptive to tobacco advertising	40
Percentage of Delaware Middle School and High School students who are current smokers and want to stop smoking cigarettes and whom have tried to quit	34	Percentage of Delaware Middle School and High School students who have participated in anti-tobacco events, by tobacco use status	41
		Percentage of Delaware and United States Middle School students who ever used tobacco, by type of tobacco product	42

	Page
Percentage of Delaware and United States High School students who ever used tobacco, by type of tobacco product	43
Percentage of Delaware and United States Middle School students who were current users of tobacco products, by type of tobacco product	45
Percentage of Delaware and United States High School students who were current users of tobacco products, by type of tobacco product	46
Percentage of Delaware and United States Middle School students who first used tobacco before 11 years of age, by type of tobacco product	48
Percentage of Delaware and United States High School students who first used tobacco before 11 years of age, by type of tobacco product	49

DELAWARE YOUTH TOBACCO SURVEY FOR 2000

The State of Delaware participated in the CDC's Youth Tobacco Survey for the first time in Spring 2000. The survey was sponsored by the Division of Public Health in the Delaware Department of Health and Social Services with funding from the Centers for Disease Control and Prevention. The survey was conducted by staff from the Center for Drug and Alcohol Studies at the University of Delaware.

The objectives of the Year 2000 Delaware Youth Tobacco Survey were:

- a. To provide estimates of Delaware students in Grades 6-12 use of tobacco products, their attitudes toward tobacco use, and their exposure to media and programming related to tobacco use as requested by the Centers for Disease Control and Prevention.
- b. To provide estimates, using the YTS protocol of student tobacco incidence, prevalence, abuse, and other tobacco indicators for state assessment and planning purposes related to the state's Tobacco Health Fund programming and future state and federal funding purposes; and
- c. To provide data that can be used for tracking future trends in tobacco related social indicators comparable with data collected nationally and in other states by the CDC.

Year 2000 was the first time the YTS was administered to Delaware students. Plans are to administer the survey every other year in the spring of even years. The YTS will alternate with administration of the Youth Risk Behavior Survey (YRBS), which will be administered to 9-12 graders in the spring of odd-numbered years. The original target sample for the survey was 1,500 in each of the public middle schools (grades 6-8) and the public high school (grades 9-12) in Delaware. However, because the State requested stable County estimates as well, the sample increased to a target of 1,500 in each of the middle schools and high schools in each of Delaware's 3 counties. The survey was conducted from March into June, 2000 as an anonymous classroom administration, using a form that could be completed in less than one class period. Question comprehension for 6-12 graders was established by the CDC. Classroom administrations were conducted by University of Delaware personnel, rather than by teachers, to reduce teacher burden and to help increase students' perceptions that the results were not seen by school personnel. We also seek to coordinate classroom administrations with the other two surveys administered in Delaware Schools asking about substance use: the Centers for Disease Control and Prevention

(CDC) Youth Risk Behavior Survey (YRBS), which is administered in odd years and the Delaware School Survey of 5th, 8th, and 11th graders, which is administered annually. This is done so that no classroom has to complete more than one survey in any year. Passive parental consent and active student assent were solicited. Procedures were reviewed and approved by the University of Delaware's Institutional Review Board. The numbers of completed interviews, after excluding a few non randomly selected classrooms, were 4,654 middle schoolers in grades 6-8 and 3,516 high schoolers in grades 9-12.

SAMPLE DESCRIPTION – YOUTH TOBACCO SURVEY 2000

	MIDDLE SCHOOL (N=4,654)	HIGH SCHOOL (N=3,516)
GENDER (%)		
Males	50	47
Females	50	53
ETHNICITY (%)		
White	62	66
Black	27	26
Latino	5	4
Other	6	4
BY COUNTY: Sample and response rate (%)		
New Castle	1,580 (77%)	1,269 (64%)
Kent	1,577 (82%)	1,037 (56%)
Sussex	1,497 (84%)	1,210 (82%)

Delaware Youth Tobacco Survey 2000

Surveys were completed in all 19 school districts in the State. The CDC asked for large samples for each of middle and high school students in each County. Since our arrangements with the schools call for no classroom to have more than one survey administration, classrooms included in the CDC Tobacco Survey were not asked to complete the Delaware School Survey. Both the middle school and high school samples were chosen randomly, and, after checks for non response bias, they were both representative of the state and of all the counties except for Kent County high schools.

The CDC were able to certify and weight all samples except for Kent County high schools. In the case of Kent County high schools, one school (Polytech) refused to participate reducing the school response rate for the County to 83% (5 out of 6). Another high school (Milford) had scheduling conflicts that changed the classrooms surveyed from those selected by the CDC so they were excluded from the CDC calculations. These systematic omissions, combined with the normal absenteeism (which amounts to 15%-20% in high schools) brought the Kent County response rate just below the 60% cutoff that CDC uses in computing weighted samples. However, we looked at the results from the Kent County high schools both including and excluding the misselected Milford classrooms. We also compared the Kent County high school results with those from New Castle and Sussex Counties in the YTS and with results from Kent County schools in the Delaware School Survey of 11th graders, and the Kent County results seemed to be in line with other Delaware youth results. Finally, we looked at gender and race distributions in the Kent County high school sample compared to enrollment figures and found no major discrepancies. Since these cross checks reveal no unexpected variations or biases in the Kent County data, we feel that they are adequate for inclusion in both current point and future trend estimates.

Overall the six separate samples for each of middle and high schools in each of Delaware's three counties amount to 1,000 cases or more. Separately and together, they allow for statewide and countywide estimates that have greater reliability than ever before available for Delaware youth in all grades from 6 through 12.

The cooperation and assistance of the participating school districts have been essential to completing the study, and we are very grateful for their help. The results should prove useful and important for the state agencies involved, for legislative initiatives, and for the communities statewide who are dealing with the problems of tobacco use among youth. We hope that the extra large county samples in 2000 will provide an important benchmark for future tobacco prevention and control efforts directed at youth in Delaware. Data from the 2000 survey will be used

for reporting to the Delaware Health Fund Advisory Committee, the Division of Public Health, and other State agencies. Data will also be used for Federal reporting requirements to the Department of Health and Human Services, the Centers for Disease Control, and the Department of Education. We hope to continue this collaboration between the schools, state agencies and the University in subsequent years.

The following Report presents some Key Findings from the survey results, followed by tables and graphs on 1) incidence and prevalence, 2) attitudes, 3) dependence and efforts at quitting, and 4) access to cigarettes and advertising influences. The following appendices are available upon request: A. Tables and charts of results for each County considered separately; B. Detailed tables for Middle School students for most questions in the survey for the state as a whole, then broken down by County and gender and ethnicity and grade in school; C. Detailed tables for High School students for most questions in the survey for the state as a whole, then broken down by County and gender and ethnicity and grade in school; and D. a codebook with frequency distributions for each of the six major subsamples that comprise the 2000 Delaware YTS sampling frame. The Report was prepared by Steven S. Martin with assistance from staff at the Center for Drug and Alcohol Studies, University of Delaware. Requests for additional information should be made through the Division of Public Health, Delaware Health and Social Services.

KEY FINDINGS

Tobacco Use by Delaware Middle School and High School Students in Spring 2000

NOTE: Cigarette use reported in the CDC's Youth Tobacco Survey and Youth Risk Behavior Survey can be somewhat higher than estimates from other national surveys (such as Monitoring the Future and the National Household Survey on Drug Abuse) because the CDC question includes even a few puffs. It does not require smoking a whole cigarette. Consequently, estimates of lifetime use can be as much as 20% higher in the YTS. The differences caused by the definition are much less pronounced for past month use.

? In general, prevalence of cigarette smoking does not differ appreciably by County for Middle School students. For High School Students, cigarette use is slightly higher in Sussex County than in New Castle or Kent Counties, but the difference is not statistically significant.

? Among Middle School students, cigarettes have been tried by 44%, 15% are current (past month) smokers, and 4% are regular or heavy smokers (smoked on 20 or more days in the past month). A little over one-third of Middle Schoolers who have ever smoked are current smokers.

? Among High School students, cigarettes have been tried by 66%, 27% are current (past month) smokers, and 15% are regular or heavy smokers (smoked on 20 or more days in the past month). About 41% of High Schoolers who have ever smoked are current smokers.

? Most Delaware students who are current cigarette smokers prefer menthol cigarettes. In fact, 64% of current Middle School smokers and 70% of current High School smokers prefer menthol cigarettes when they smoke. By far the most common brand smoked is Newport.

In 2000, students were also asked about cigar use, smokeless tobacco, and bidis or kreteks, which are flavored Asian-type cigarettes designed to appeal to youth. All of these tobacco products have natural wrappings. They were not included in the former FDA restrictions on access to cigarettes by youth, and, consequently, they often are not subject to the same store restrictions on access as are regular cigarettes. For

example, they are often displayed on open shelves in convenience stores. The use of these underregulated tobacco products by youth has not been adequately tracked in the past and needs to be considered in future trend analyses. Youth are not just smoking cigarettes; they are using other tobacco products as well.

? Cigars are much more prevalent among Middle School students than either smokeless tobacco or bidis/kreteks. One out of five Middle School students has tried cigars, and one out of twelve has smoked a cigar in the past 30 days.

? Most Middle School students who use other tobacco products also smoke cigarettes. However, about 3% of Middle Schoolers who are current tobacco users are using products other than cigarettes. Simply examining current cigarette use in the Middle School underestimates all tobacco use by 20%.

? Among High School students, 38% have tried cigars, 12% have tried smokeless tobacco, and 26% have tried bidis or kreteks. Past month use of cigars is 13%, of bidis and kreteks 7%, and smokeless tobacco is 3%.

? For High School students, estimates of all tobacco use lifetime are 3% higher than lifetime cigarette use alone. For past month use by High Schoolers, the all tobacco estimate is about 4% higher than past month cigarette smoking alone. Simply examining current cigarette use in High School underestimates all tobacco use by 15%.

Gender, Ethnicity and Age of First Use

? For High School students, estimates of all tobacco use lifetime are 3% higher than lifetime cigarette use alone. For past month use by High Schoolers, the all tobacco estimate is about 4% higher than past month cigarette smoking alone. Simply examining current cigarette use in High School underestimates all tobacco use by 15%.

? Most Middle School students in the sample are 12-14 years old. Among those Middle School students who ever smoked, 27% first smoked before age 11 (12% of the total Middle School sample). Among those High School students who ever smoked, 12% first smoked before age 11 (8% of the total High School sample). Retrospective data are often unreliable, but these findings are consistent with an earlier age of initiation of smoking among Year 2000 Delaware Middle School students, as compared to Delaware High School students that year.

Attitudes about Tobacco Use: Risk and Protective Factors

? As with most smoking behaviors, attitudes about tobacco use do not differ appreciably by county in Delaware.

? Whether they smoke or not, Delaware students are well aware that cigarettes are highly addictive. Ninety percent of Middle School students who have never smoked say cigarettes are highly addictive while 91% of current smokers report cigarettes are highly addictive. The results are similar for High School students.

? When it comes to a more limited risk perception, smokers are much more likely than those who never smoked to say that it is safe to smoke for only a year or two. In middle school only 10% of those who have never smoked say it is safe to smoke for a year or two while 28% of current smokers say it is safe to smoke for a year or two. For those in high school, 6% of those who have never smoked say its is safe to smoke while 28% of the current smokers say it is safe to smoke for a year or two. Still it is important to note that almost three-quarter of the current smokers in both middle school and high school do not think it is safe to smoke for a year or two.

? Among Middle School students who have never smoked, most students do not suggest they are likely to be influenced by peer pressure. Only 6% of Middle School non smokers think smoking makes you cool, only 3% say they would smoke if a friend offered them a cigarette, and only 4% think they will try a cigarette soon. Only 14% of Middle School non smokers think young people who smoke have more friends, while 37% of current smokers think smokers have more friends. Still, this means that even most Middle School smokers do not think smokers have more friends.

? High School students who have never smoked are even less likely to report susceptibility to these influences. Only 4% of these non smokers think cigarettes make young people look cool, and only 1% of non smokers would smoke if offered a cigarette by a friend or think they will try a cigarette soon. . Thirteen percent of High School non smokers think young people who smoke have more friends, while only 22% of current smokers think smokers have more friends. So, even among High School smokers, only about one in five think smokers have more friends. High School students appear to be less susceptible to issues of smoking and popularity than do Middle School students.

? Current smokers are 4 times more likely than those who never smoked to think that smokers look cool. However, even among current smokers, only about one in four Middle School smokers think smokers are cool, and only about one in six High School smokers think smokers are cool.

Dependence and Cessation Efforts

? As with most behaviors and attitudes about tobacco use, feelings of dependence on cigarettes and efforts to quit do not differ appreciably by county in Delaware.

? Fifteen percent of Delaware Middle School students are current smokers. Among these current smokers – those who have smoked at least one cigarette in the past month – 28%, more than one out of four, feel they need a cigarette every day. Sixty-three percent of these current Middle School smokers say they want to stop smoking cigarettes, and 60% have tried to quit in the past year. Although most of the current smokers have tried to quit, only 7% have been in a program to help them quit. There are virtually no differences in the percentages of Middle School boys and girls who feel they need cigarettes and have tried to quit.

? Twenty-seven percent of Delaware High School students are current smokers. Among these current smokers, 44%, almost half, feel they need a cigarette every day. Sixty-two percent of these current High School smokers say they want to stop smoking cigarettes, and 60% have tried to quit in the past year. However, although 60%

have tried to quit in the past year, only 8% have been in a program to help them quit. Men are slightly more likely than women in the High School sample to feel they need a cigarette every day.

? Among current smokers, either in Middle School or in High School, the percentages who a) want to stop smoking, b) tried to quit, c) tried to quit more than once, and d) who stayed off cigarettes for less than 30 days are virtually identical. This suggests that, although current smoking is less prevalent in Middle School, Middle School students who smoke are just as susceptible to dependence and difficulties in quitting as are High School students.

Access to Tobacco and Exposure to Advertising and Prevention Efforts

- ? Among Middle School current smokers, 9% report they usually get cigarettes from a store; among High School current smokers the percentage who usually get cigarettes from a store rises to 31%. Although only 9% of Middle School smokers usually get cigarettes from a store, 70% of these (6% of the smokers) were not asked for proof of age. For the 31% of High school smokers who get cigarettes from a store, 60% (19% of the smokers) were not asked for proof of age.
- ? Both rates of being carded for cigarette purchases and rates of refusal of sale because of age are very similar in Delaware and in the 1999 National YTS survey and the other state surveys.
- ? About 90% of each of Middle and High School students in Delaware report that they have seen tobacco advertising. Over 80% of each group report they have seen anti-tobacco advertising.
- ? Over 85% of Middle and High School students in Delaware have seen actors on TV and in the movies smoking; about one-quarter have seen athletes smoking on TV; and over one-quarter have seen tobacco ads on the Internet. Awareness of these tobacco ads does not vary appreciably across never smoked, ever smoked, or current smoker groups. Nor do the 2000 Delaware estimates for these ads vary appreciably from the 1999 National YTS or from the other state studies.
- ? About 10% of each of Delaware Middle School and High School students say they are receptive to tobacco advertising. This varies considerably by smoking status: for Middle School students 31% of current smokers are receptive while only 4% of those who never smoked are receptive; for High School students 22% of current smokers are receptive while only 4% of those who never smoked are receptive. Still even for the most receptive group -- current Middle School smokers -- less than one-third are receptive to tobacco advertising.
- ? For both Middle School students and High School students, those who never smoked are more likely to have practiced ways to say "No" to tobacco at school and to have participated in a community event to discourage tobacco use than are current smokers. However, the differences are not as large as may have been expected (20-30%), and many current smokers have participated in prevention and anti-tobacco efforts.

Exposure to Environmental Tobacco Smoke

? Current tobacco users are much more likely to be exposed to environmental tobacco smoke from others smoking than are non smokers. For example, 80% of Middle School current smokers rode in a car with a smoker in the past week compared to 37% of Middle School students who never smoked. The comparable numbers for High School students are 85% and 36%. Also, 68% of current Middle School smokers live in a house with other smokers, compared to 40% of Middle School students who never smoked; and 62% of current High School smokers live in a house with other smokers, compared to 31% of High School students who never smoked.

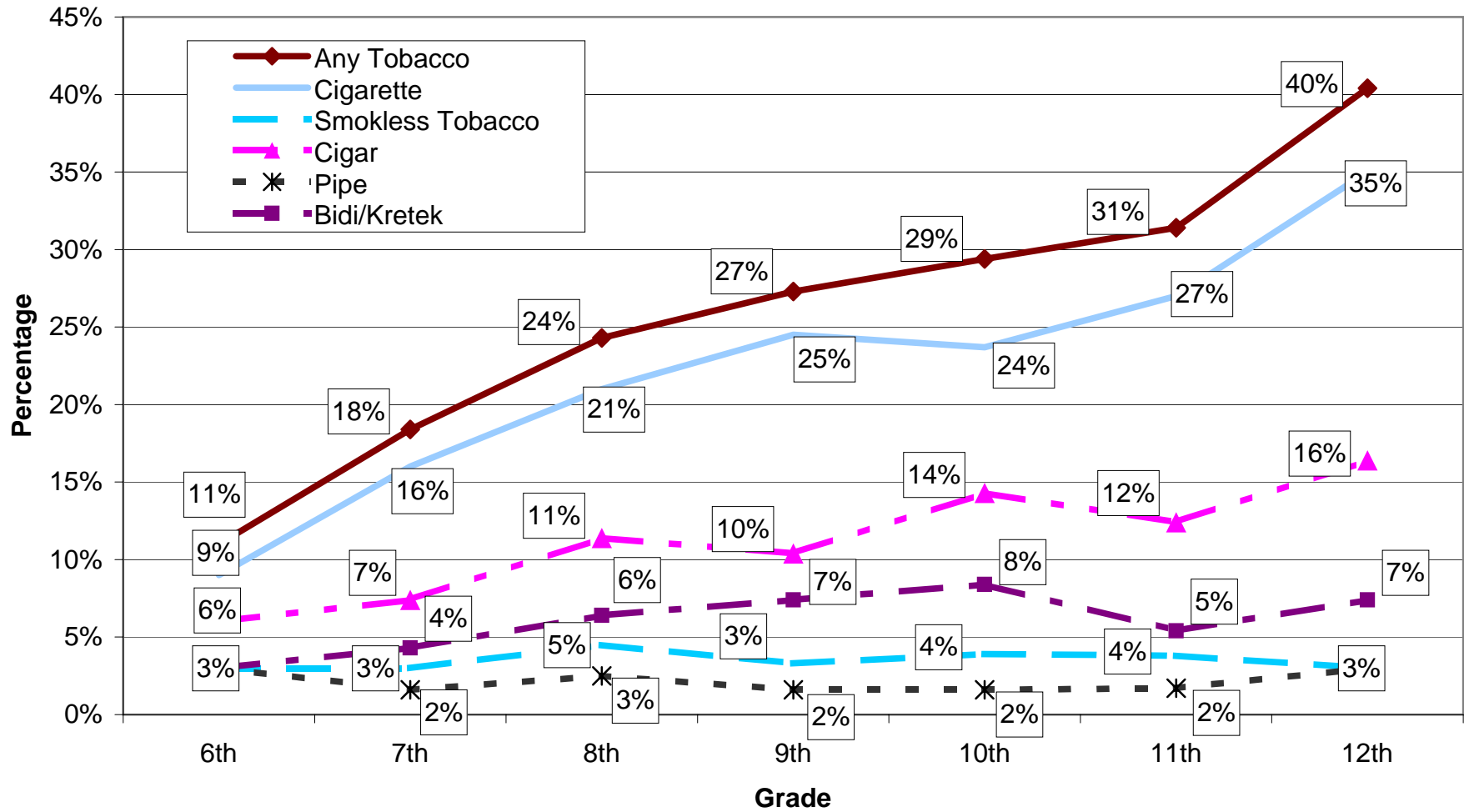
? The vast majority of both Middle School and High School students think other people's cigarette smoke is harmful to them. Even 85% of Middle School current smokers and 91% of High School current smokers "definitely or probably" think other people's smoke is harmful to them.

Comparison with National and Other States' YTS Estimates

The CDC began supporting state Youth Tobacco Surveys beginning in 1998. A few state studies were conducted in 1998, more in 1999 resulting in a total of 16 state survey efforts which were reported in the October 13, 2000 *Morbidity and Mortality Weekly Report*. That report also published findings from the first National YTS Probability sample, conducted in Fall 1999, which included over 15,000 respondents nationally in grades 6-12. Another national sample was conducted in Spring 2000 and many more states have conducted their own studies. A report including all the available Year 2000 data, including that of the Delaware surveys reported here, will be published in *MMWR* in Fall 2001. Since the available data from other states and nationally is for earlier years and sometimes for fall administrations versus spring survey administrations, strict comparisons are not appropriate and must await the full reporting from CDC later this year. However, a few charts of Spring 2000 Delaware data compared to Fall 1999 and earlier national data are presented for heuristic purposes, along with some cautionary notes for interpreting the numbers.

**INCIDENCE AND PREVALENCE OF
YOUTH TOBACCO USE
IN DELAWARE**

PAST 30 DAY TOBACCO USE* AMONG DELAWARE YOUTH BY GRADE AND TYPE OF TOBACCO PRODUCT



*Note: Indicates use of tobacco product(s) on 1 or more days the in past 30 days
 Source: Delaware Youth Tobacco Survey 2000, Delaware Division of Public Health

**CIGARETTE USE AMONG 2000 DELAWARE
MIDDLE SCHOOL STUDENTS (percentages)**

	LIFETIME USE	PAST MONTH USE	REGULAR USE ^a	SMOKED FIRST WHOLE CIGARETTE BEFORE AGE ELEVEN
<u>Statewide</u>	44	15	4	27
<u>Males</u>	44	15	4	27
<u>Females</u>	44	16	4	26
<u>New Castle</u>	46	15	4	26
<u>Males</u>	44	15	4	28
<u>Females</u>	47	15	4	24
<u>Kent</u>	42	15	5	30
<u>Males</u>	43	13	4	28
<u>Females</u>	40	16	5	32
<u>Sussex</u>	44	16	5	26
<u>Males</u>	47	17	5	26
<u>Females</u>	41	16	4	27

Note:
Source:

^aRegular use is defined as smoking 20 or more days in the past month
Delaware Youth Tobacco Survey, 2000, Delaware Division of Public Health

OTHER TOBACCO USE AMONG DELAWARE MIDDLE SCHOOL STUDENTS

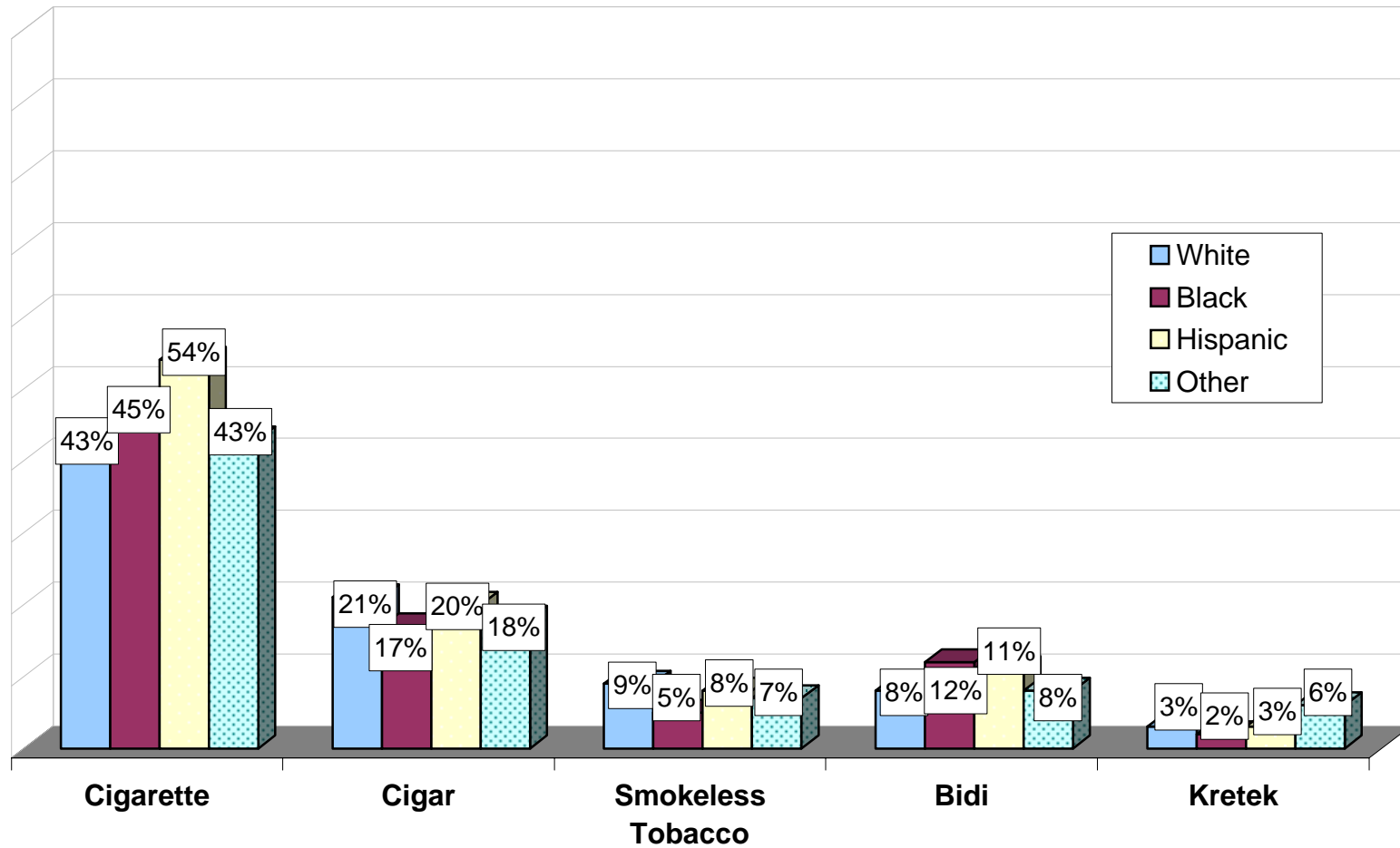
(percentages)

	LIFETIME USE				PAST MONTH			
	Smokeless	Cigar	Bidi/Kretek	All ^a	Smokeless	Cigar	Bidi/Kretek	All ^a
<u>Statewide</u>	8	20	10	47	3	8	4	18
<u>Male</u>	12	25	12	48	5	11	5	19
<u>Female</u>	3	14	7	46	2	5	2	17
<u>New Castle</u>	7	20	10	48	3	8	5	17
<u>Male</u>	11	25	13	47	5	11	6	18
<u>Female</u>	2	15	7	48	2	5	3	16
<u>Kent</u>	9	19	9	45	4	9	3	18
<u>Male</u>	14	24	10	48	7	11	4	19
<u>Female</u>	3	14	8	42	2	6	2	18
<u>Sussex</u>	9	20	8	47	3	8	3	19
<u>Male</u>	14	27	10	51	5	11	5	21
<u>Female</u>	4	13	6	43	1	4	2	16

Note: ^aAll includes smokeless tobacco, cigars, cloves, **and** cigarettes.

Source: Delaware Youth Tobacco Survey, 2000, Delaware Division of Public Health

PERCENTAGE OF DELAWARE MIDDLE SCHOOL STUDENTS WHO HAVE USED TOBACCO PRODUCTS, BY RACE AND TOBACCO TYPE



Source: Delaware Youth Tobacco Survey, 2000, Delaware Division of Public Health

**CIGARETTE USE AMONG 2000 DELAWARE
HIGH SCHOOL STUDENTS (percentages)**

	LIFETIME USE	PAST MONTH USE	REGULAR USE ^a	SMOKED FIRST WHOLE CIGARETTE BEFORE AGE ELEVEN
<u>Statewide</u>	66	27	15	12
<u>Males</u>	66	28	17	13
<u>Females</u>	67	26	14	11
<u>New Castle</u>	66	26	15	11
<u>Males</u>	65	27	17	12
<u>Females</u>	67	24	12	11
<u>Kent</u>	66	27	15	13
<u>Males</u>	70	29	17	16
<u>Females</u>	62	25	14	10
<u>Sussex</u>	69	33	18	14
<u>Males</u>	66	31	17	15
<u>Females</u>	73	35	18	12

Note:
Source:

^aRegular use is defined as smoking 20 or more days in the past month
Delaware Youth Tobacco Survey, 2000, Delaware Division of Public Health

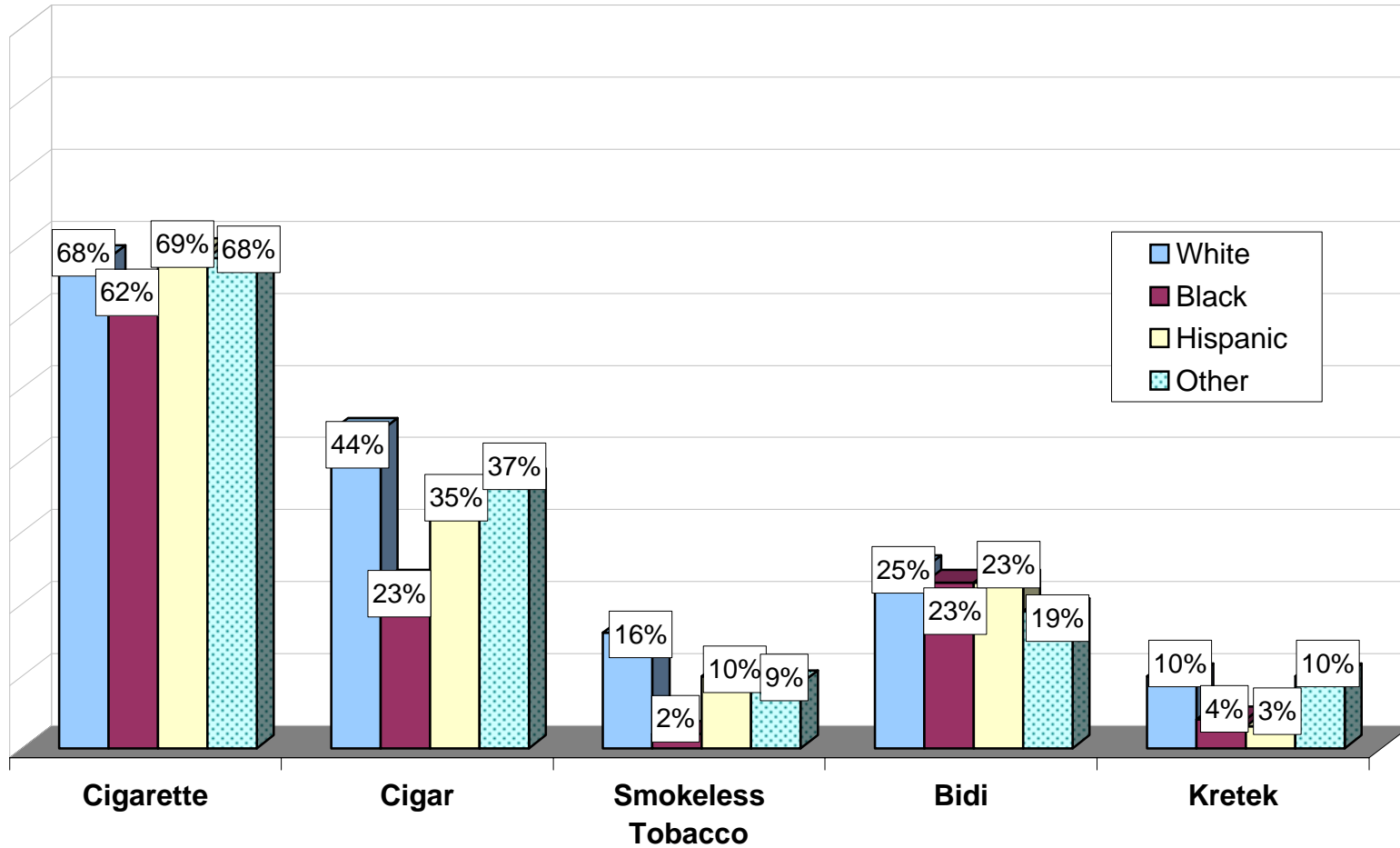
OTHER TOBACCO USE AMONG DELAWARE HIGH SCHOOL STUDENTS
(percentages)

	LIFETIME USE				PAST MONTH			
	Smokeless	Cigar	Bidi/Kretek	All ^a	Smokeless ^b	Cigar	Bidi/Kretek	All ^a
<u>Statewide</u>	12	38	26	69	3	13	7	31
<u>Male</u>	19	48	30	70	6	18	11	35
<u>Female</u>	4	27	21	69	-	7	4	28
<u>New Castle</u>	10	37	28	69	3	12	8	30
<u>Male</u>	16	49	32	70	5	17	12	34
<u>Female</u>	7	25	22	68	-	6	4	26
<u>Kent</u>	15	29	22	69	6	15	5	32
<u>Male</u>	28	51	29	74	13	22	6	39
<u>Female</u>	4	30	17	65	-	9	3	27
<u>Sussex</u>	16	39	22	69	4	14	8	37
<u>Male</u>	24	47	24	74	6	20	12	37
<u>Female</u>	8	31	21	65	1	8	5	36

Note: ^aAll includes smokeless tobacco, cigars, cloves, **and** cigarettes.
^b(-) indicates less than one-half of one percent

Source: Delaware Youth Tobacco Survey, 2000, Delaware Division of Public Health

PERCENTAGE OF DELAWARE HIGH SCHOOL STUDENTS WHO HAVE USED TOBACCO PRODUCTS, BY RACE AND TOBACCO TYPE



Source: Delaware Youth Tobacco Survey, 2000, Delaware Division of Public Health

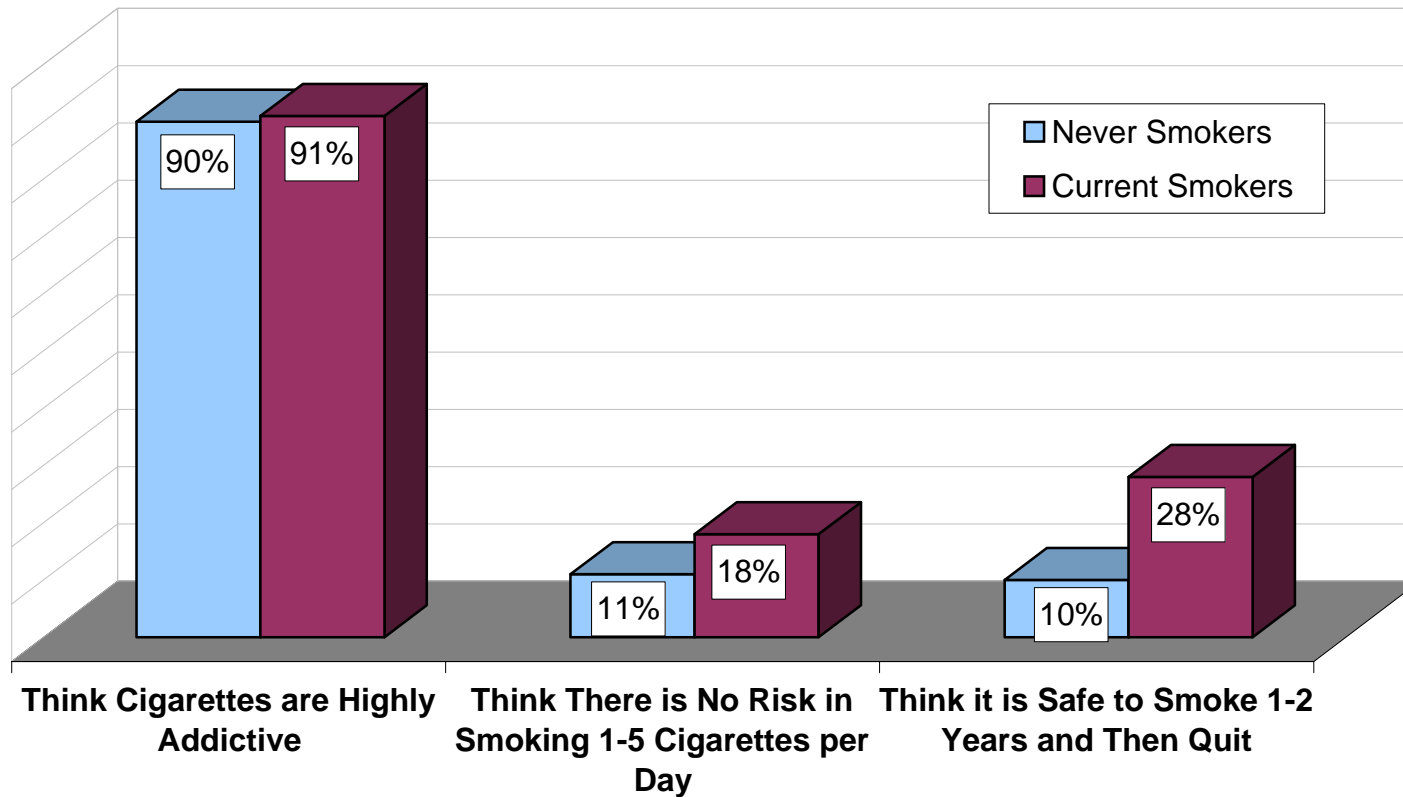
**STUDENTS' ATTITUDES ABOUT
TOBACCO USE: Selected Findings
from the 2000 Youth Tobacco Survey
in Delaware**

**RISK PERCEPTIONS OF CIGARETTE USE
AMONG 2000 DELAWARE MIDDLE SCHOOL STUDENTS (percentages)**

	NEVER SMOKED		CURRENT SMOKERS	
	Cigarettes are Highly Addictive	It is Safe to Smoke for only a Year or Two	Cigarettes are Highly Addictive	It is Safe to Smoke for only a Year or Two
<u>Statewide</u>	90	10	91	28
<u>Males</u>	88	12	90	35
<u>Females</u>	94	8	92	21
<u>New Castle</u>	89	10	92	29
<u>Males</u>	87	12	94	37
<u>Females</u>	92	9	91	19
<u>Kent</u>	91	8	88	26
<u>Males</u>	87	10	86	31
<u>Females</u>	96	6	89	23
<u>Sussex</u>	92	10	90	29
<u>Males</u>	89	14	88	34
<u>Females</u>	95	7	92	23

Source: Delaware Youth Tobacco Survey, 2000, Delaware Division of Public Health

PERCEPTIONS OF RISK AMONG DELAWARE MIDDLE SCHOOL STUDENTS



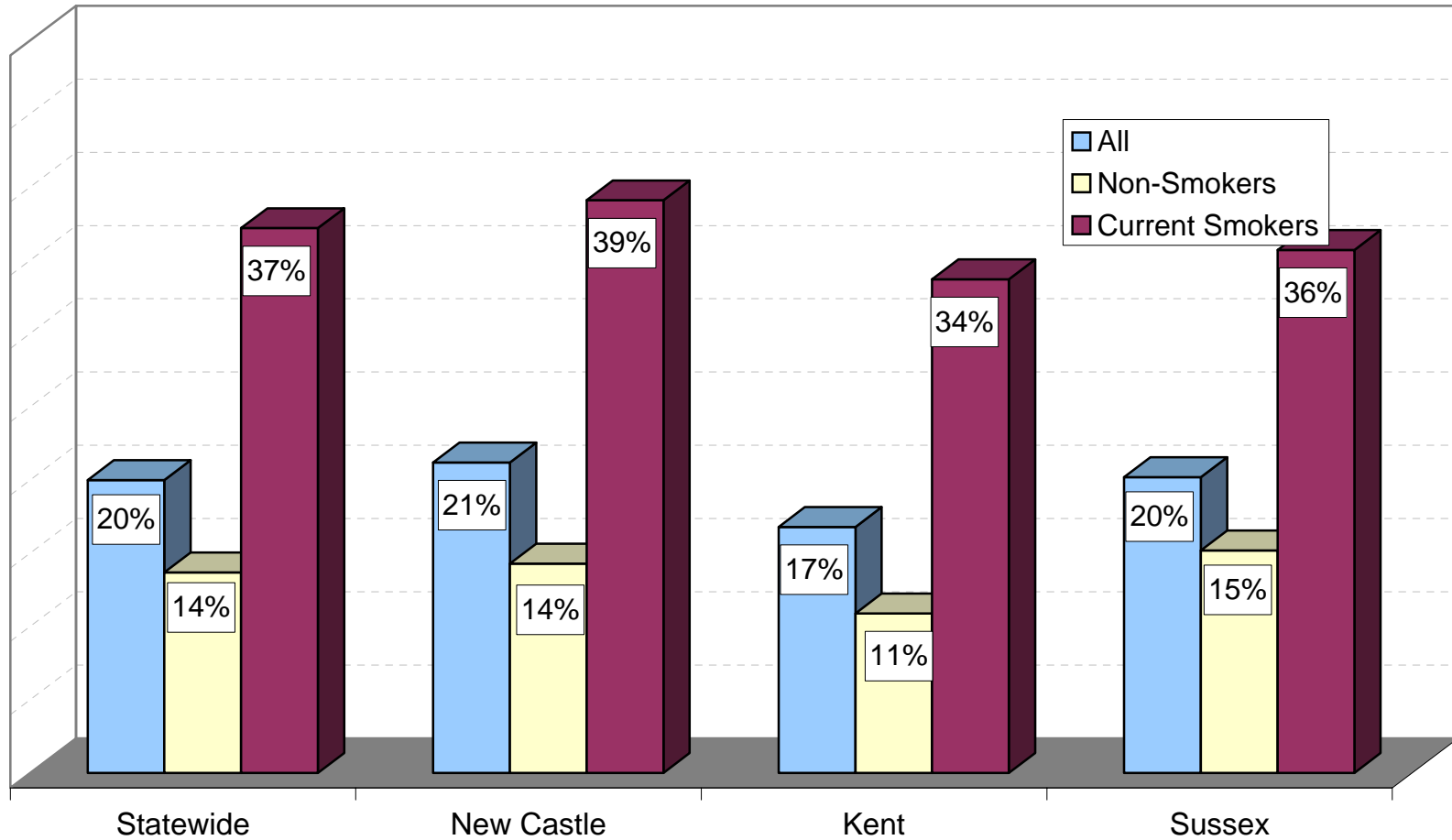
Source: Delaware Youth Tobacco Survey, 2000, Delaware Division of Public Health

**PERCENT OF 2000 DELAWARE MIDDLE SCHOOL STUDENTS
WHOM HAVE NEVER SMOKED WHO: (percentages)**

	Think Smoking Cigarettes Makes Young People Look Cool or Fit In	Think They Would Smoke if a Friend Offered them a Cigarette	Will Try a Cigarette Soon
<u>Statewide</u>	6	3	4
<u>Males</u>	7	3	4
<u>Females</u>	6	3	5
<u>New Castle</u>	7	3	5
<u>Males</u>	7	4	3
<u>Females</u>	7	3	7
<u>Kent</u>	5	2	4
<u>Males</u>	6	2	4
<u>Females</u>	5	2	4
<u>Sussex</u>	7	2	4
<u>Males</u>	7	2	4
<u>Females</u>	6	2	4

Source: Delaware Youth Tobacco Survey, 2000, Delaware Division of Public Health

PERCENT OF 2000 DELAWARE MIDDLE SCHOOL STUDENTS WHO THINK YOUNG PEOPLE WHO SMOKE HAVE MORE FRIENDS



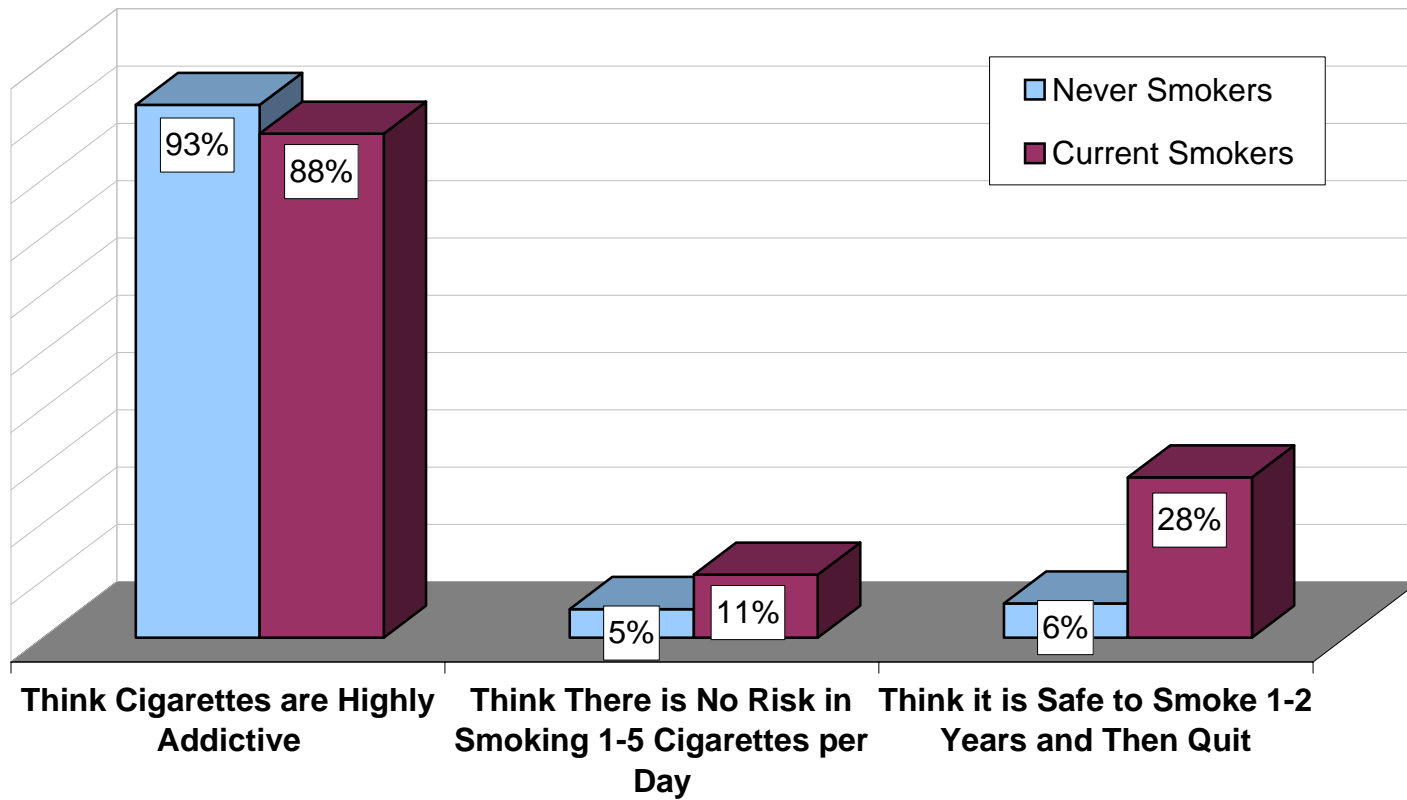
Source: Delaware Youth Tobacco Survey 2000, Delaware Division of Public Health

**RISK PERCEPTIONS OF CIGARETTE USE
AMONG 2000 DELAWARE HIGH SCHOOL STUDENTS (percentages)**

	NEVER SMOKED		CURRENT SMOKERS	
	Cigarettes are Highly Addictive	It is Safe to Smoke for only a Year or Two	Cigarettes are Highly Addictive	It is Safe to Smoke for only a Year or Two
<u>Statewide</u>	93	6	88	28
<u>Males</u>	89	8	85	34
<u>Females</u>	96	4	91	23
<u>New Castle</u>	91	6	87	29
<u>Males</u>	88	8	86	32
<u>Females</u>	94	4	90	25
<u>Kent</u>	96	6	87	27
<u>Males</u>	89	9	81	38
<u>Females</u>	100	4	93	16
<u>Sussex</u>	93	6	90	28
<u>Males</u>	91	6	88	34
<u>Females</u>	96	6	92	22

Source: Delaware Youth Tobacco Survey, 2000, Delaware Division of Public Health

PERCEPTIONS OF RISK AMONG DELAWARE HIGH SCHOOL STUDENTS



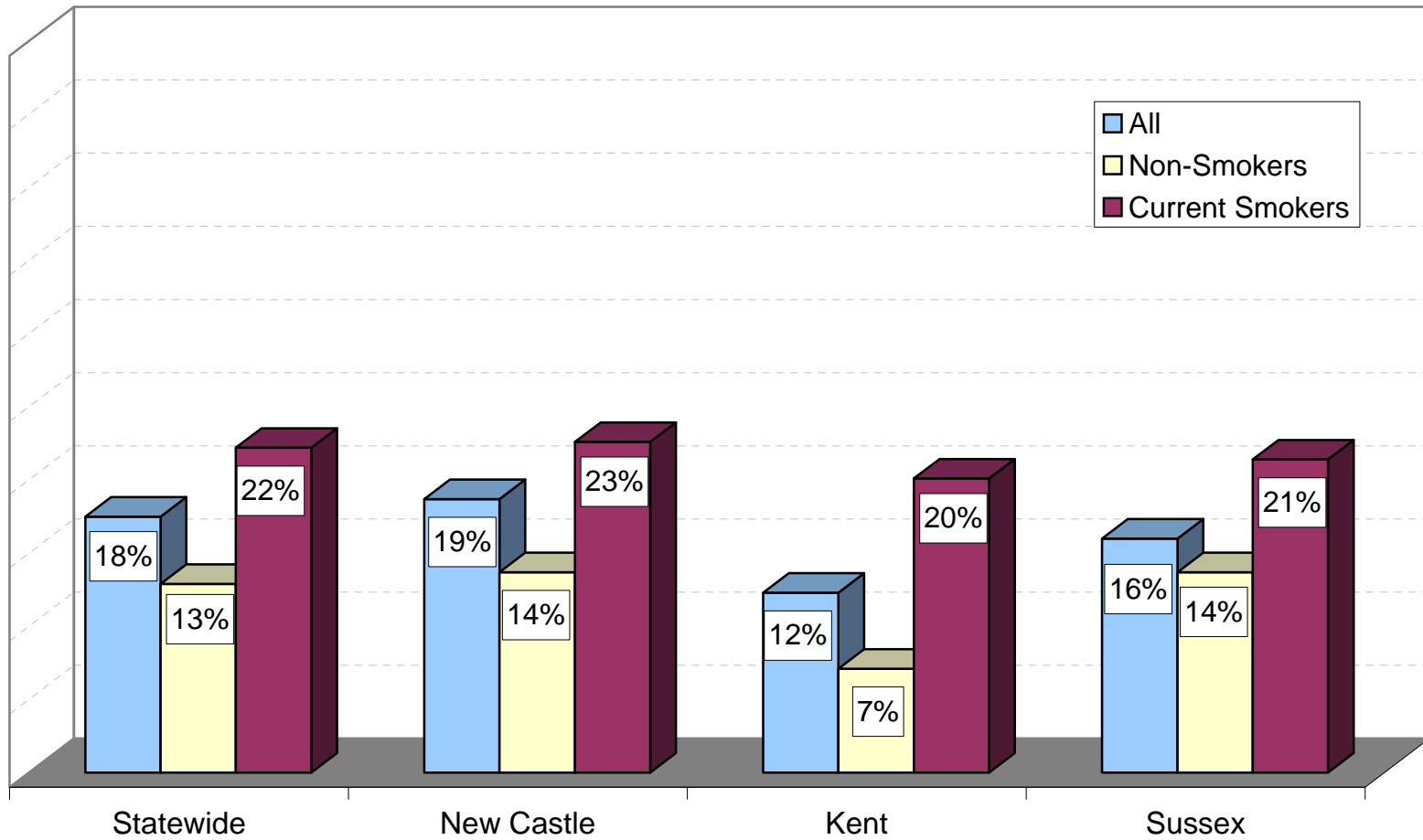
Source: Delaware Youth Tobacco Survey, 2000, Delaware Division of Public Health

**PERCENT OF 2000 DELAWARE HIGH SCHOOL STUDENTS
WHOM HAVE NEVER SMOKED WHO: (percentages)**

	Think Smoking Cigarettes Makes Young People Look Cool or Fit In	Think They Would Smoke if a Friend Offered them a Cigarette	Will Try a Cigarette Soon
<u>Statewide</u>	4	1	1
<u>Males</u>	4	1	1
<u>Females</u>	4	2	1
<u>New Castle</u>	3	1	1
<u>Males</u>	3	-	-
<u>Females</u>	4	2	1
<u>Kent</u>	4	2	2
<u>Males</u>	4	4	2
<u>Females</u>	3	-	1
<u>Sussex</u>	6	1	1
<u>Males</u>	8	2	1
<u>Females</u>	4	-	2

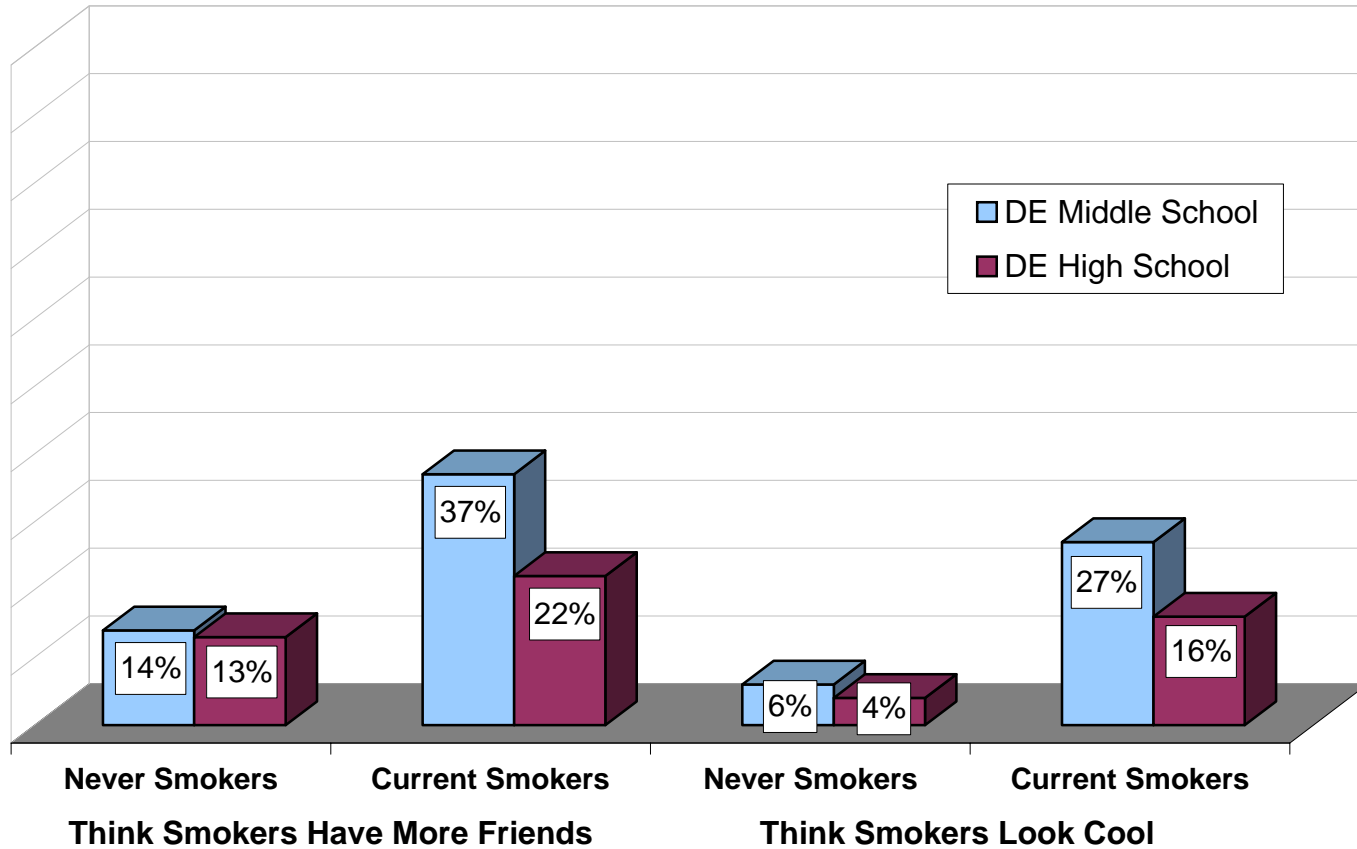
Note: ^a(-) indicates less than one-half of one percent
Source: Delaware Youth Tobacco Survey, 2000, Delaware Division of Public Health

PERCENT OF 2000 DELAWARE HIGH SCHOOL STUDENTS WHO THINK YOUNG PEOPLE WHO SMOKE HAVE MORE FRIENDS



Source: Delaware Youth Tobacco Survey 2000, Delaware Division of Public Health

**PERCENTAGE OF DELAWARE MIDDLE AND HIGH SCHOOL STUDENTS
WITH SOCIAL PERCEPTIONS ABOUT CIGARETTE USE,
BY SMOKING STATUS**



Source: Delaware Youth Tobacco Survey, 2000, Delaware Division of Public Health

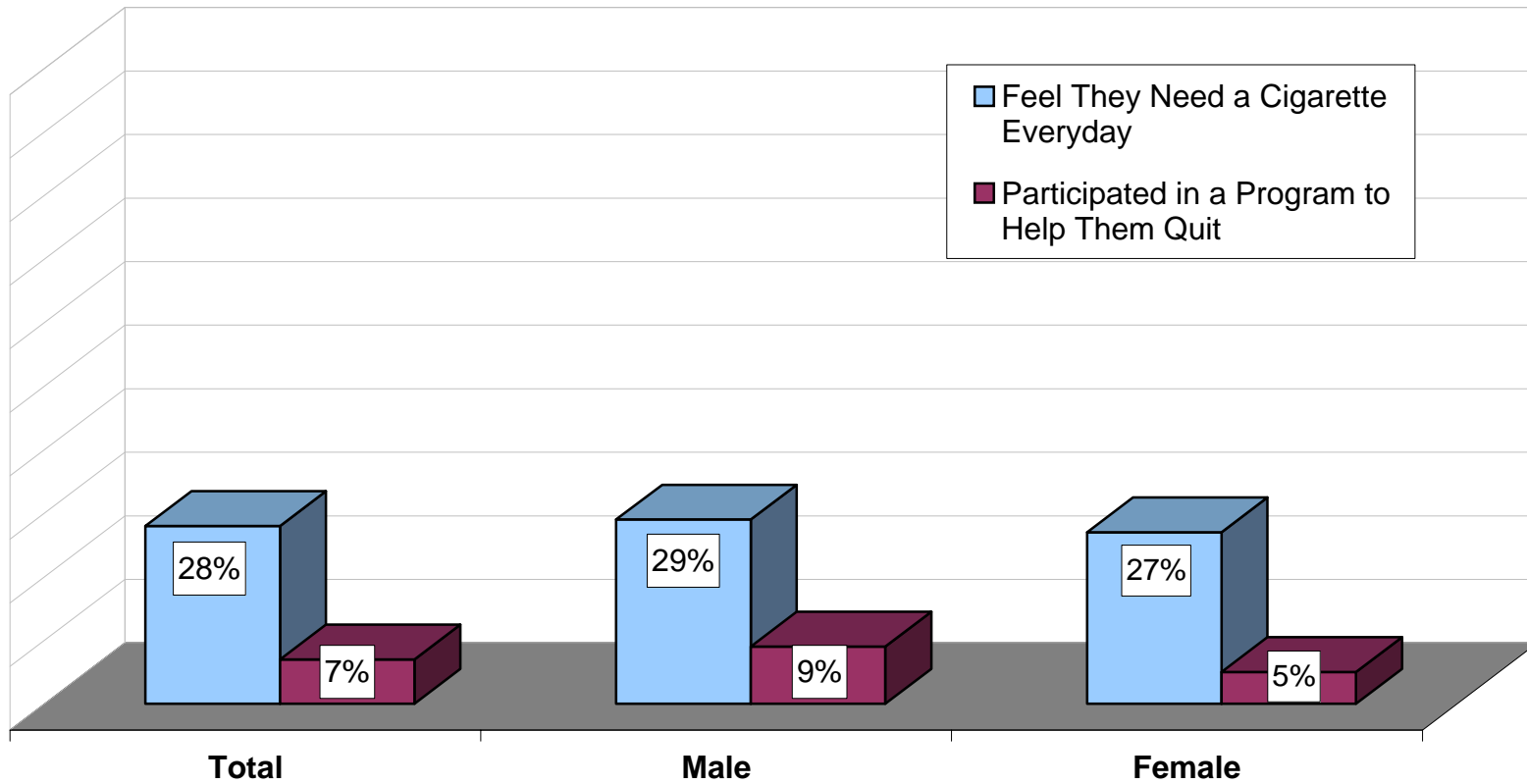
**STUDENTS' PERCEPTIONS OF
DEPENDENCE AND EFFORTS TO
QUIT CIGARETTE USE: Selected
Findings from the 2000 Youth Tobacco
Survey in Delaware**

**PERCENT OF CURRENT SMOKERS
IN DELAWARE MIDDLE SCHOOLS WHO: (percentages)**

	Feel They Need a Cigarette Daily	Want to Stop Smoking Cigarettes	Tried to Quit Smoking During the Past Year	Have Participated in a Program to help them quit
<u>Statewide</u>	28	63	60	7
<u>Males</u>	29	60	57	9
<u>Females</u>	27	66	63	5
<u>New Castle</u>	27	64	59	7
<u>Males</u>	28	61	57	8
<u>Females</u>	24	69	61	6
<u>Kent</u>	31	56	61	8
<u>Males</u>	29	48	53	12
<u>Females</u>	33	63	67	3
<u>Sussex</u>	30	68	64	7
<u>Males</u>	32	71	62	7
<u>Females</u>	28	64	65	6

Source: Delaware Youth Tobacco Survey, 2000, Delaware Division of Public Health

PERCENTAGE OF DELAWARE MIDDLE SCHOOL STUDENTS WHO ARE CURRENT SMOKERS AND FEEL THEY ARE ADDICTED TO CIGARETTES AND THOSE SMOKERS WHO HAVE PARTICIPATED IN A PROGRAM TO HELP THEM QUIT, BY GENDER



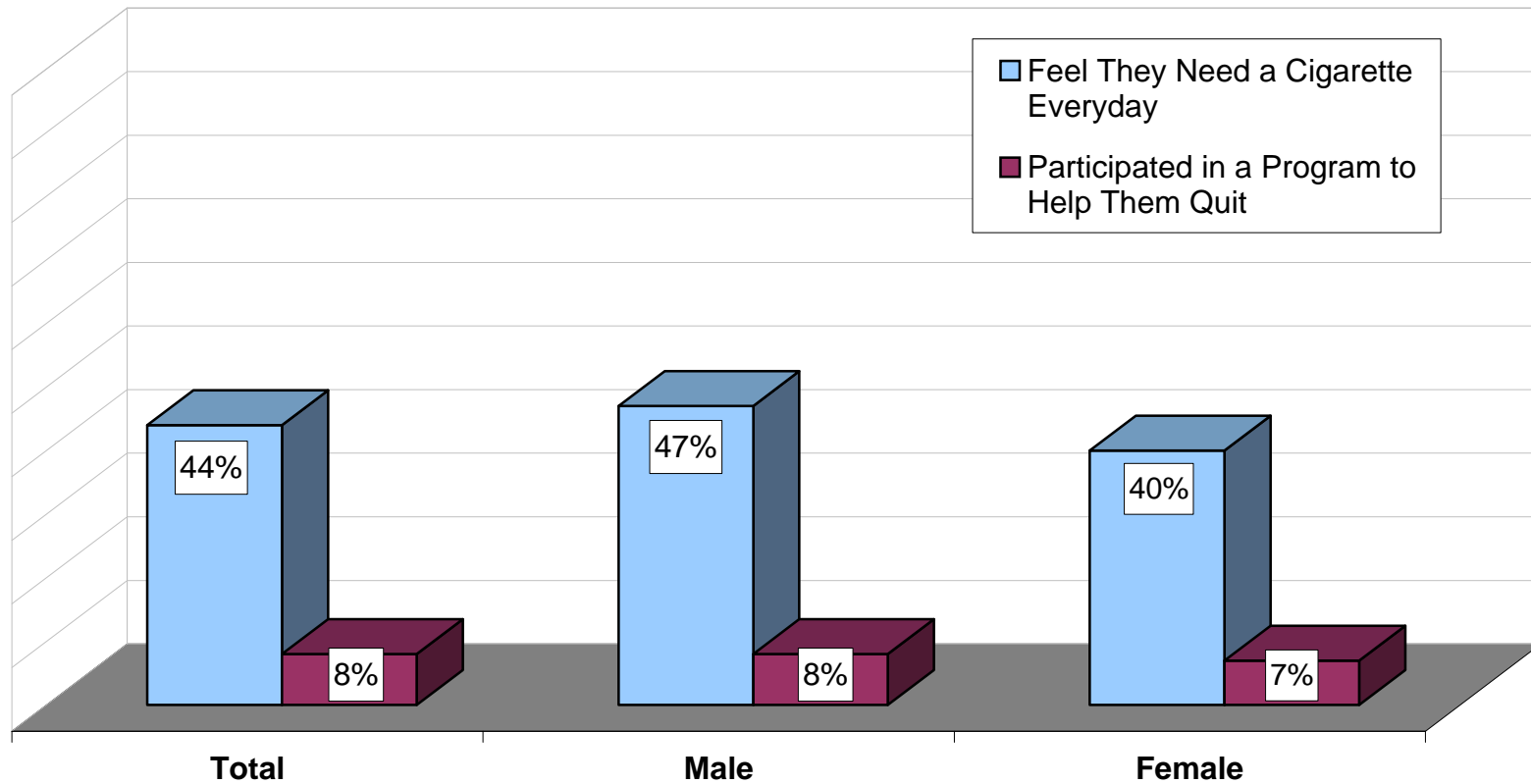
Source: Delaware Youth Tobacco Survey, 2000, Delaware Division of Public Health

**PERCENT OF CURRENT SMOKERS
IN DELAWARE HIGH SCHOOLS WHO: (percentages)**

	Feel They Need a Cigarette Daily	Want to Stop Smoking Cigarettes	Tried to Quit Smoking During the Past Year	Have Participated in a Program to help them quit
<u>Statewide</u>	44	62	60	8
<u>Males</u>	47	60	56	8
<u>Females</u>	40	65	64	7
<u>New Castle</u>	44	63	59	9
<u>Males</u>	48	62	56	10
<u>Females</u>	39	65	64	8
<u>Kent</u>	45	60	61	5
<u>Males</u>	48	58	59	7
<u>Females</u>	42	63	63	4
<u>Sussex</u>	41	63	60	6
<u>Males</u>	40	56	53	4
<u>Females</u>	43	69	68	7

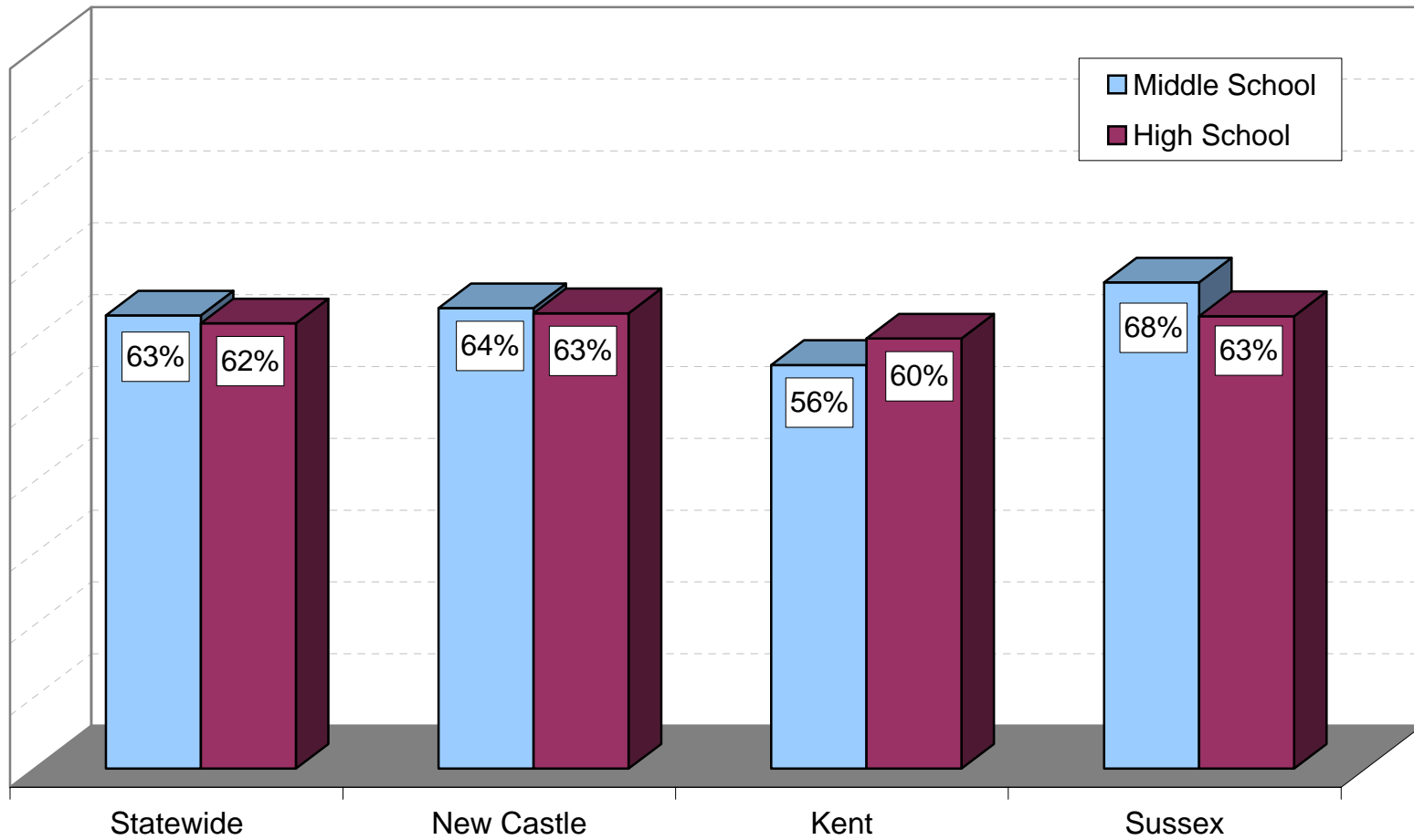
Source: Delaware Youth Tobacco Survey, 2000, Delaware Division of Public Health

PERCENTAGE OF DELAWARE HIGH SCHOOL STUDENTS WHO ARE CURRENT SMOKERS AND FEEL THEY ARE ADDICTED TO CIGARETTES AND THOSE SMOKERS WHO HAVE PARTICIPATED IN A PROGRAM TO HELP THEM QUIT, BY GENDER



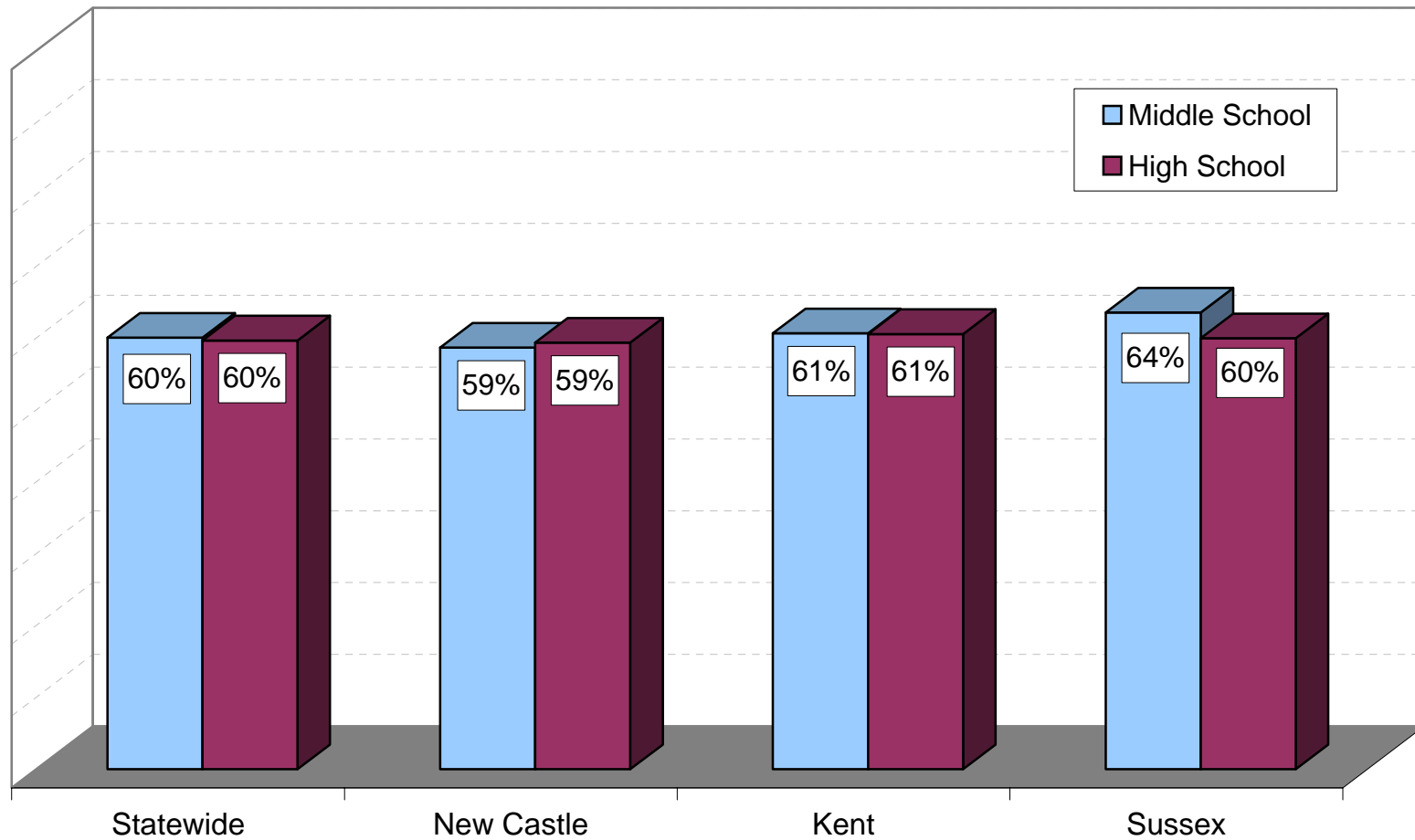
Source: Delaware Youth Tobacco Survey, 2000, Delaware Division of Public Health

PERCENT OF 2000 DELAWARE STUDENTS WHO CURRENTLY SMOKE AND WANT TO QUIT



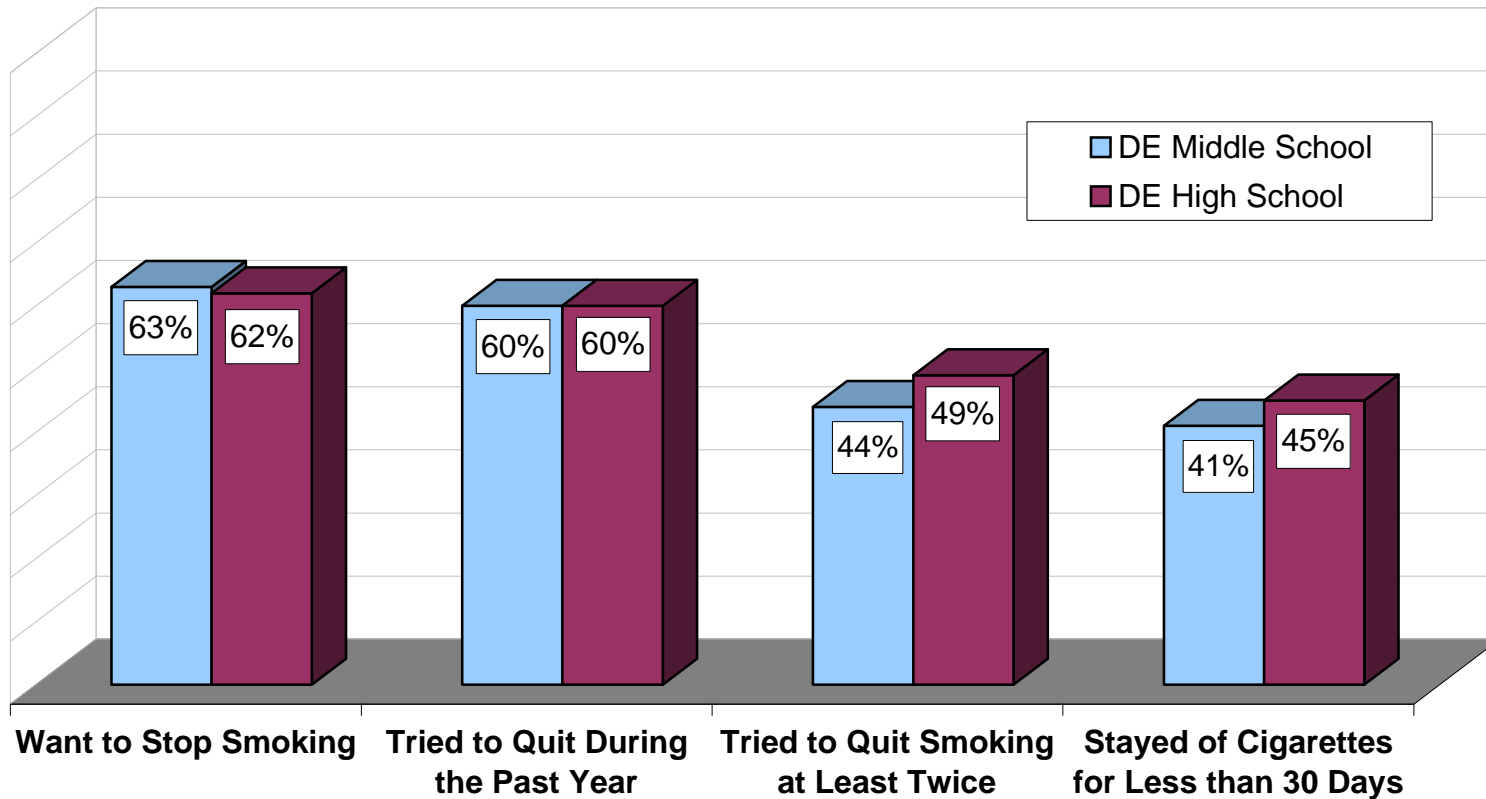
Source: Delaware Youth Tobacco Survey 2000, Delaware Division of Public Health

PERCENT OF 2000 DELAWARE STUDENTS WHO TRIED TO QUIT SMOKING DURING THE PAST YEAR



Source: Delaware Youth Tobacco Survey 2000, Delaware Division of Public Health

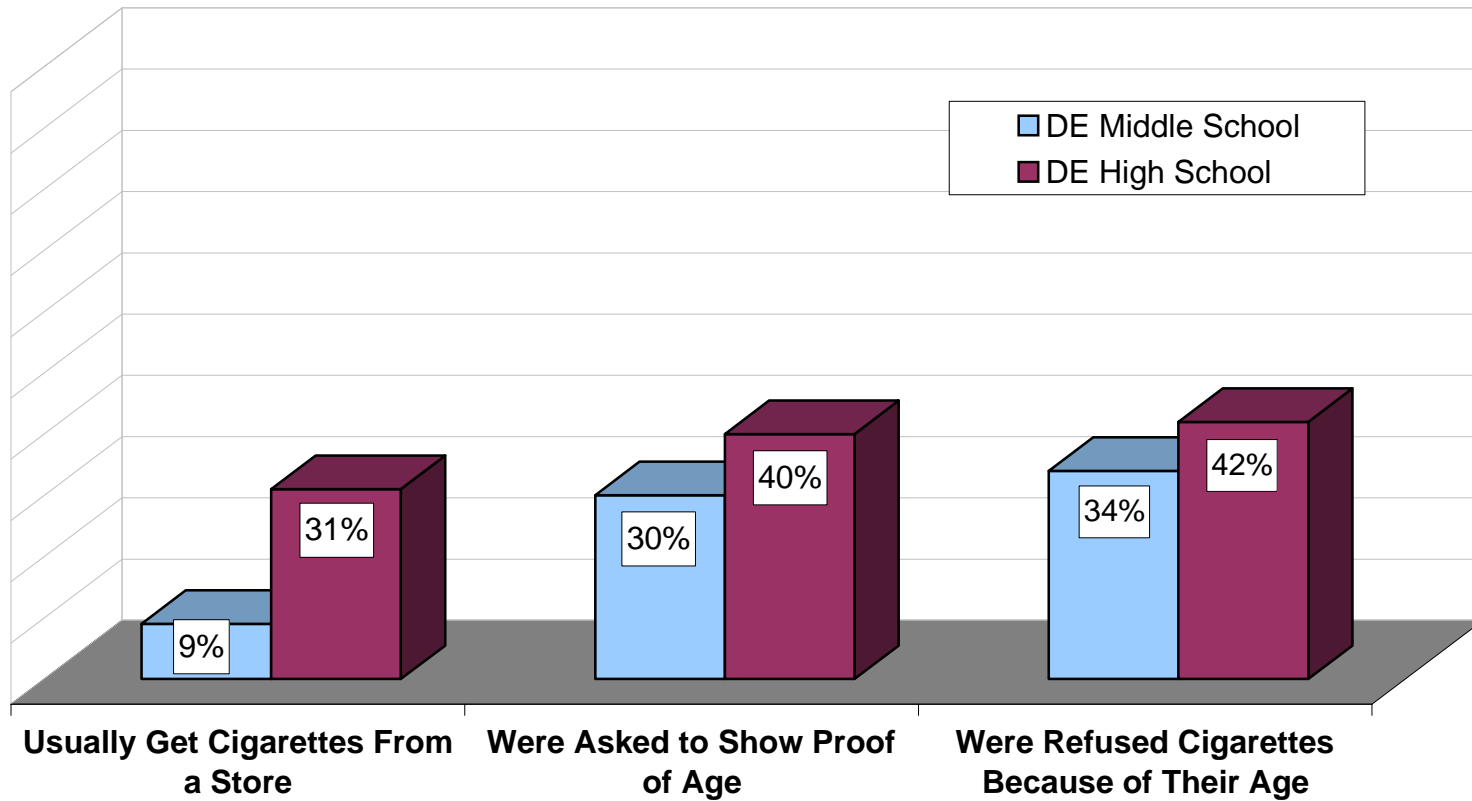
PERCENTAGE OF DELAWARE MIDDLE SCHOOL AND HIGH SCHOOL STUDENTS WHO ARE CURRENT SMOKERS AND WANT TO STOP SMOKING CIGARETTES AND WHOM HAVE TRIED TO QUIT



Source: Delaware Youth Tobacco Survey, 2000, Delaware Division of Public Health

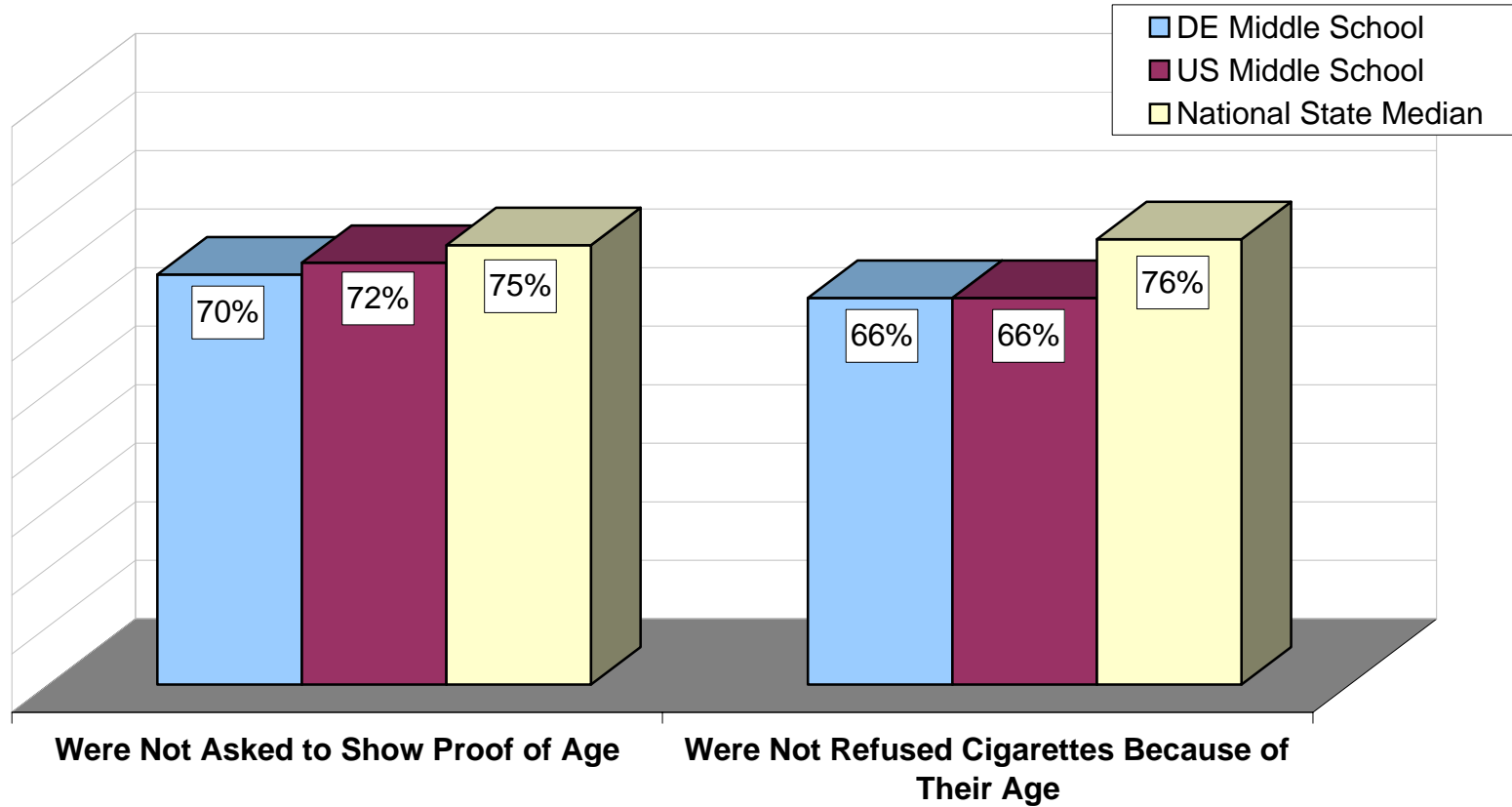
**STUDENTS' PERCEPTIONS OF
ACCESS TO AND ADVERTISING OF
TOBACCO: Selected Findings from the
2000 Youth Tobacco Survey in Delaware**

PERCENTAGE OF DELAWARE MIDDLE SCHOOL AND HIGH SCHOOL STUDENTS UNDER AGE 18 WHO ARE CURRENT SMOKERS AND USUALLY GET CIGARETTES FROM A STORE



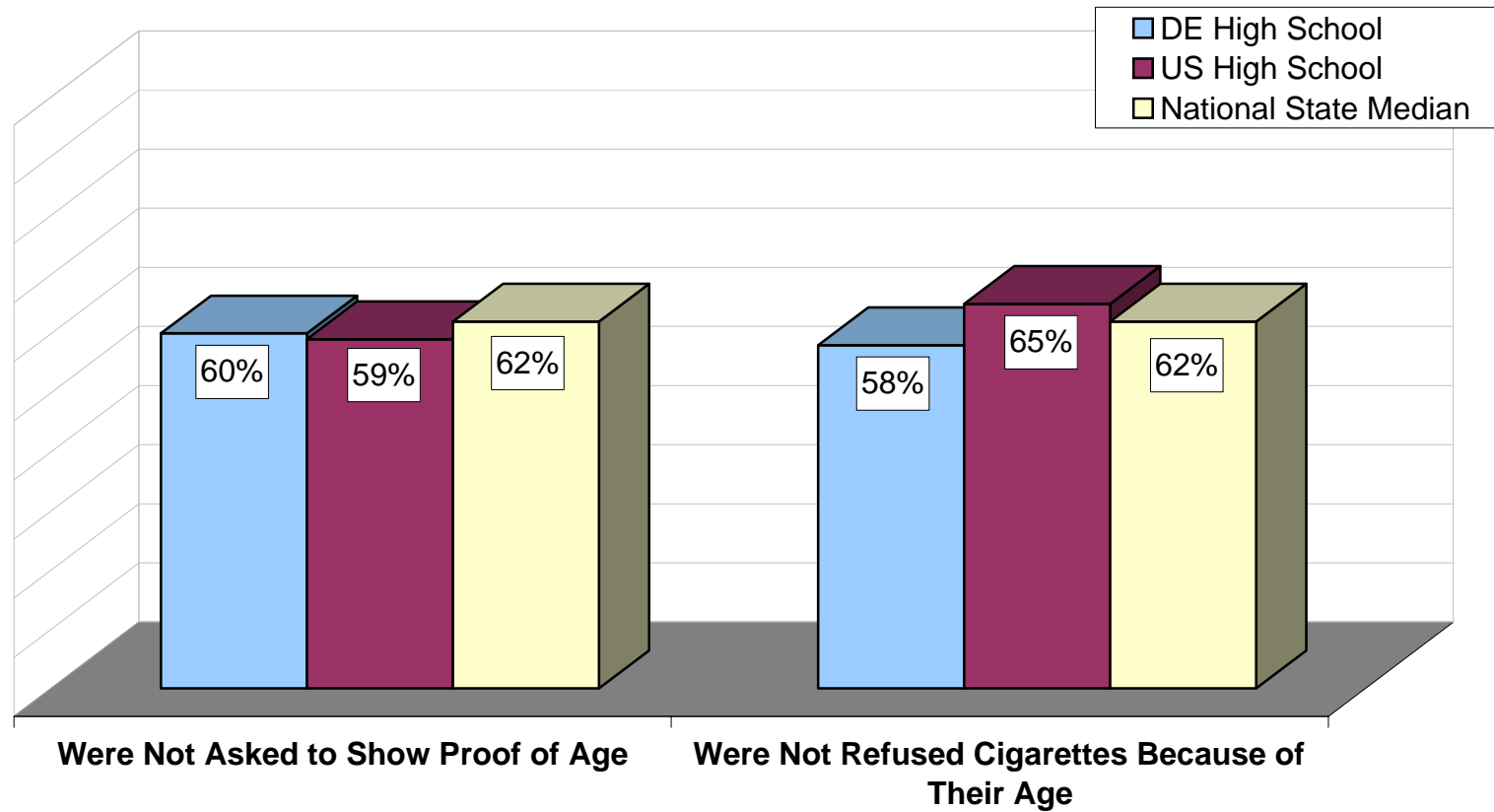
Source: Delaware Youth Tobacco Survey, 2000, Delaware Division of Public Health

PERCENTAGE OF DELAWARE AND UNITED STATES MIDDLE SCHOOL STUDENTS UNDER AGE 18 WHO PURCHASED CIGARETTES IN A STORE AND WERE NOT ASKED TO SHOW PROOF OF AGE OR WHO WERE NOT REFUSED PURCHASE BECAUSE OF THEIR AGE



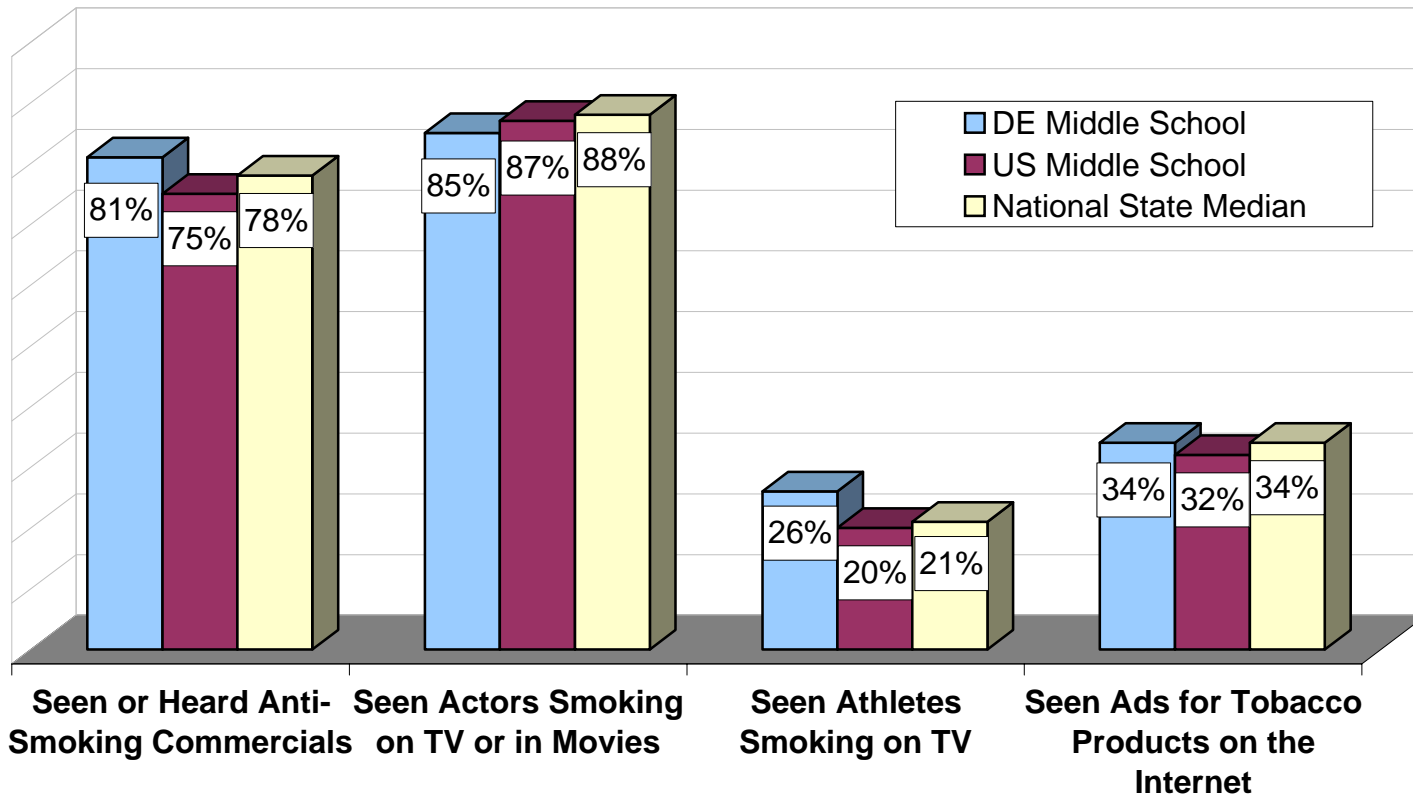
Source: Delaware Youth Tobacco Survey 2000, Delaware Division of Public Health;
National Youth Tobacco Survey 1999, U.S. Department of Health & Human Services

PERCENTAGE OF DELAWARE AND UNITED STATES HIGH SCHOOL STUDENTS UNDER AGE 18 WHO PURCHASED CIGARETTES IN A STORE AND WERE NOT ASKED TO SHOW PROOF OF AGE OR WHO WERE NOT REFUSED PURCHASE BECAUSE OF THEIR AGE



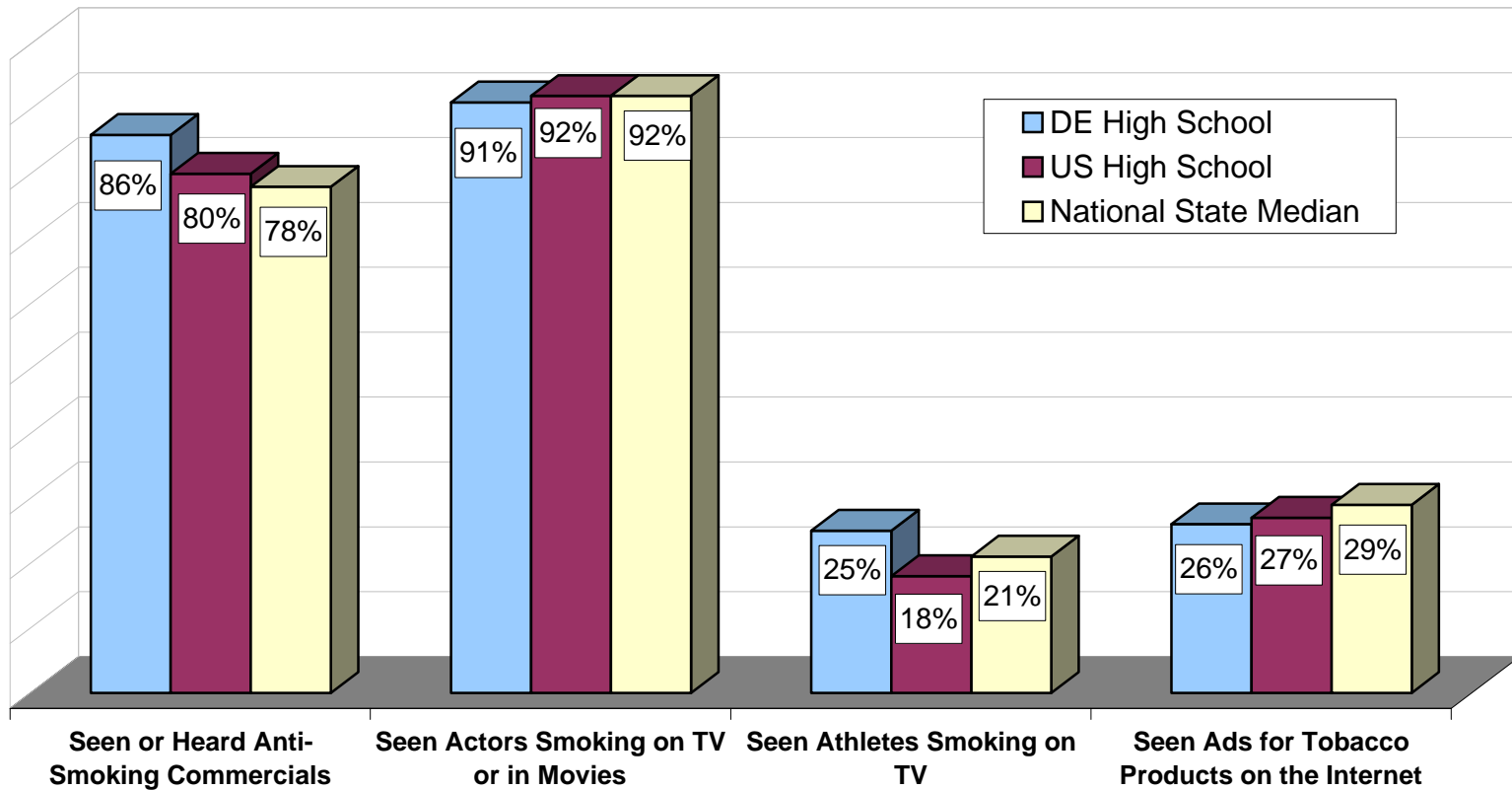
Source: Delaware Youth Tobacco Survey 2000, Delaware Division of Public Health;
National Youth Tobacco Survey 1999, U.S. Department of Health & Human Services

PERCENTAGE OF DELAWARE AND UNITED STATES MIDDLE SCHOOL STUDENTS WHO WERE INFLUENCED BY MEDIA AND ADVERTISING REGARDING TOBACCO



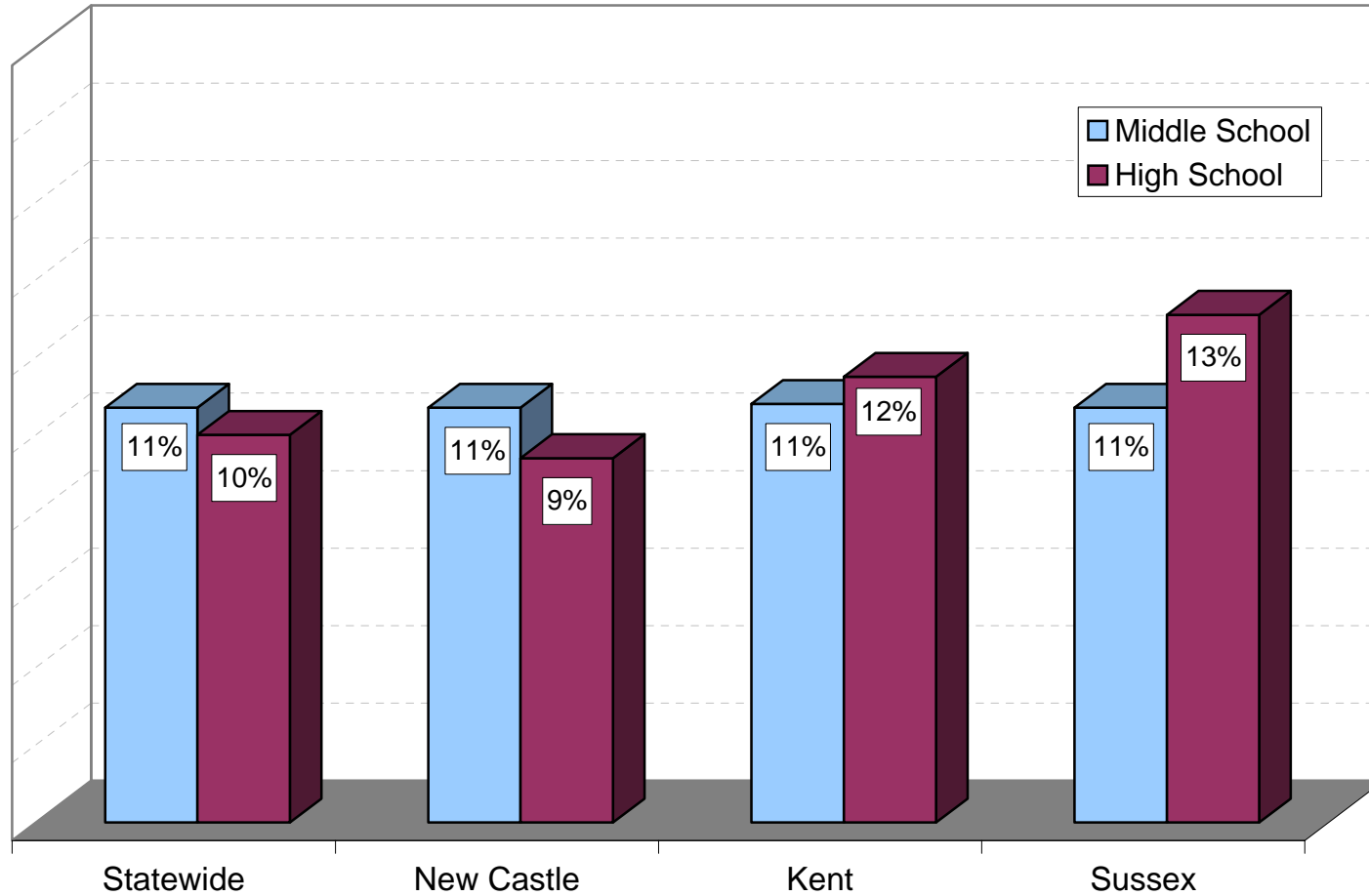
Source: Delaware Youth Tobacco Survey 2000, Delaware Division of Public Health;
National Youth Tobacco Survey 1999, U.S. Department of Health & Human Services

PERCENTAGE OF DELAWARE AND UNITED STATES HIGH SCHOOL STUDENTS WHO WERE INFLUENCED BY MEDIA AND ADVERTISING REGARDING TOBACCO



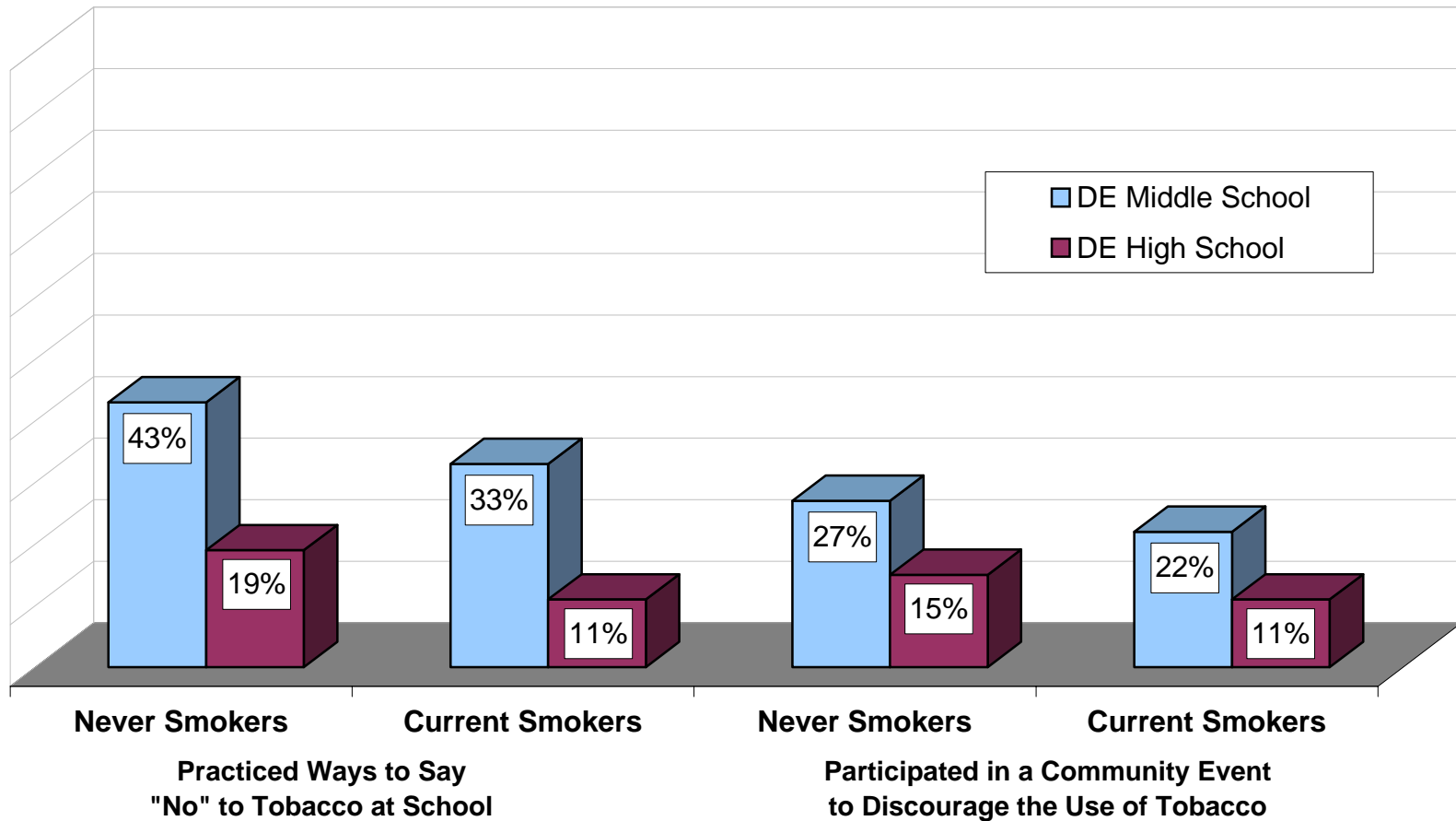
Source: Delaware Youth Tobacco Survey 2000, Delaware Division of Public Health;
National Youth Tobacco Survey 1999; U.S. Department of Health and Human Services

PERCENT OF 2000 DELAWARE MIDDLE SCHOOL AND HIGH SCHOOL STUDENTS WHO SAY THEY ARE RECEPTIVE TO TOBACCO ADVERTISING



Source: Delaware Youth Tobacco Survey 2000, Delaware Division of Public Health

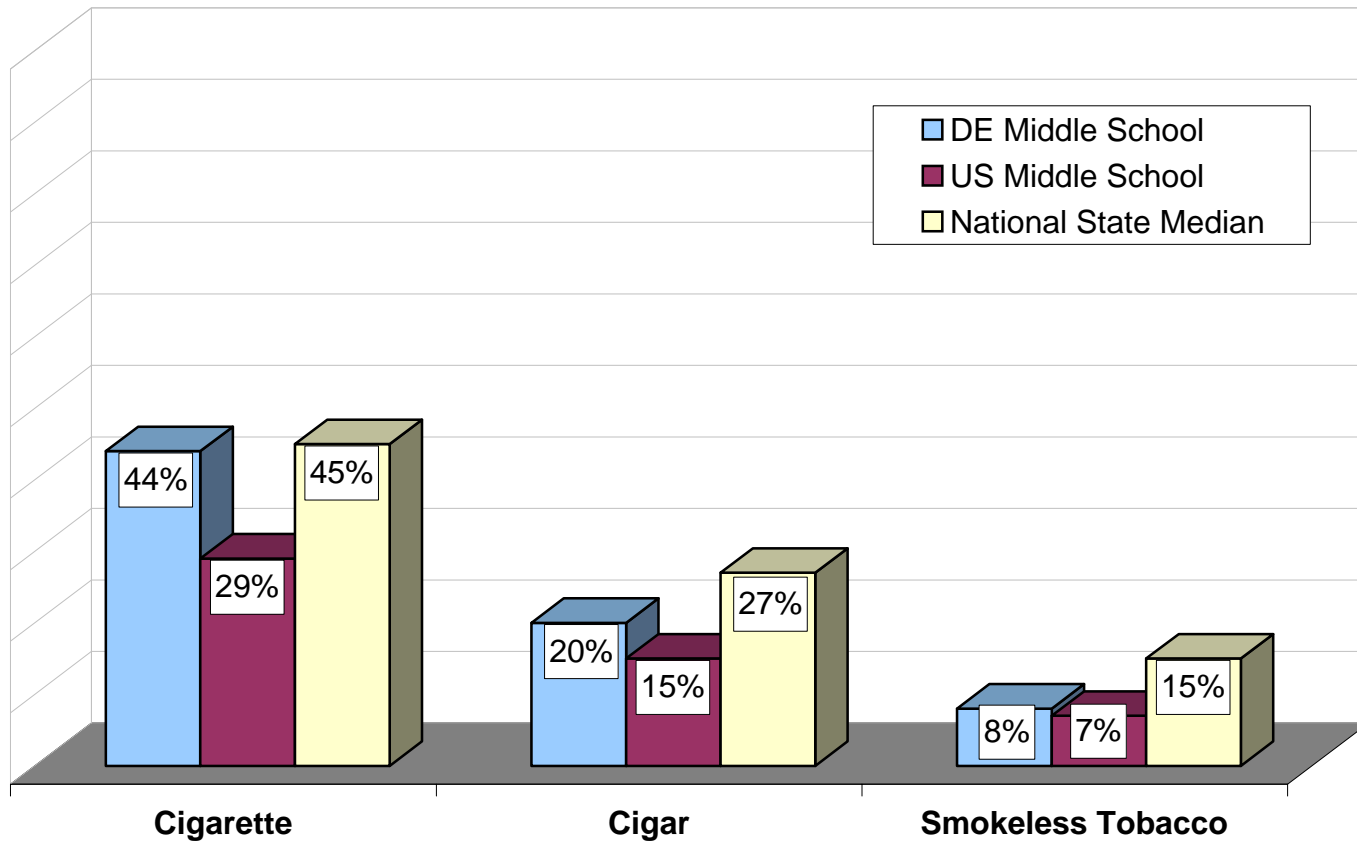
PERCENTAGE OF DELAWARE MIDDLE SCHOOL AND HIGH SCHOOL STUDENTS WHO HAVE PARTICIPATED IN ANTI-TOBACCO EVENTS, BY TOBACCO USE STATUS



Source: Delaware Youth Tobacco Survey, 2000, Delaware Division of Public Health

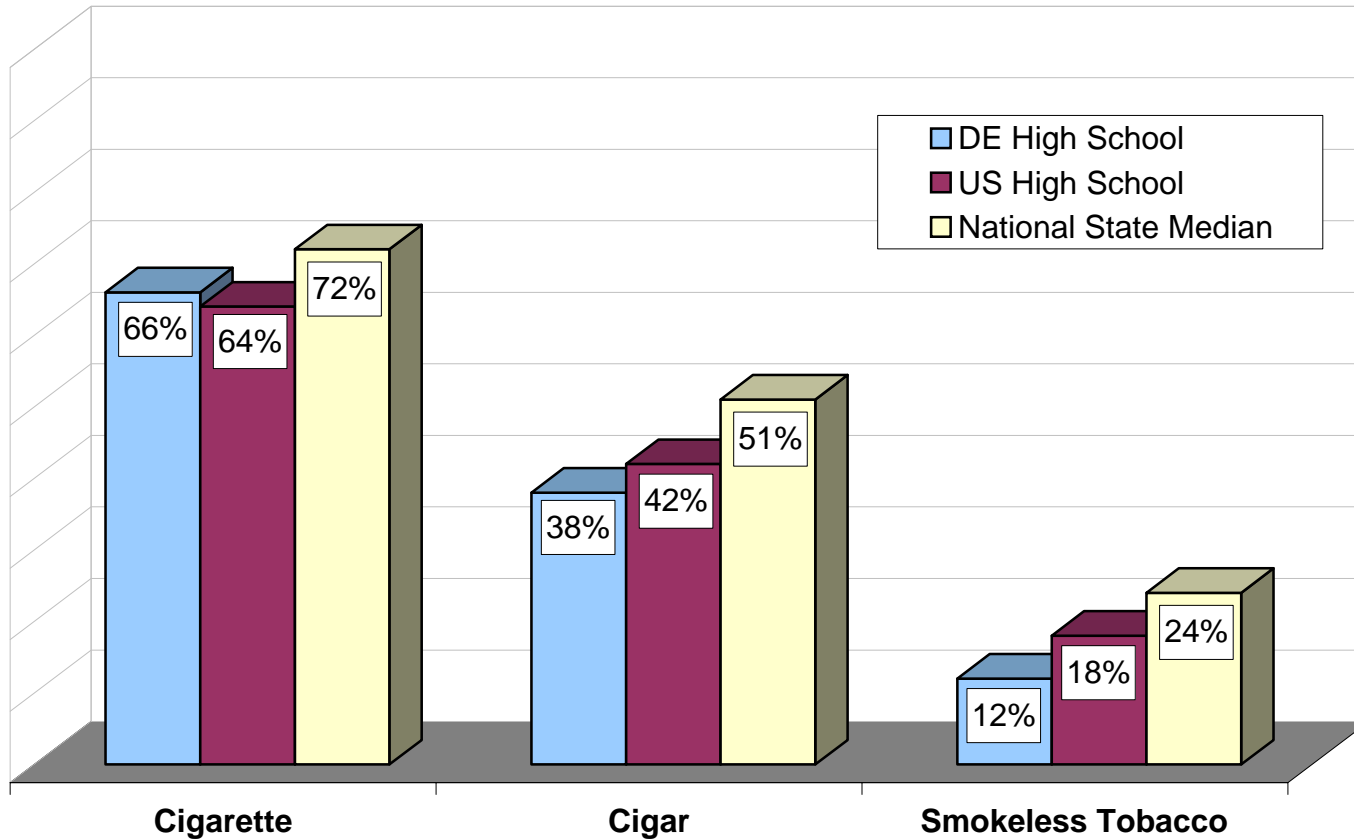
**COMPARISON WITH NATIONAL AND
OTHER STATES' YTS ESTIMATES:
Some Preliminary Findings**

**PERCENTAGE OF DELAWARE AND UNITED STATES
MIDDLE SCHOOL STUDENTS WHO EVER USED TOBACCO,
BY TYPE OF TOBACCO PRODUCT**



Source: Delaware Youth Tobacco Survey, 2000, Delaware Division of Public Health;
National Youth Tobacco Survey, 1999, U.S. Department of Health & Human Services

**PERCENTAGE OF DELAWARE AND UNITED STATES
HIGH SCHOOL STUDENTS WHO EVER USED TOBACCO,
BY TYPE OF TOBACCO PRODUCT**



Source: Delaware Youth Tobacco Survey, 2000, Delaware Division of Public Health;
National Youth Tobacco Survey, 1999, U.S. Department of Health & Human Services

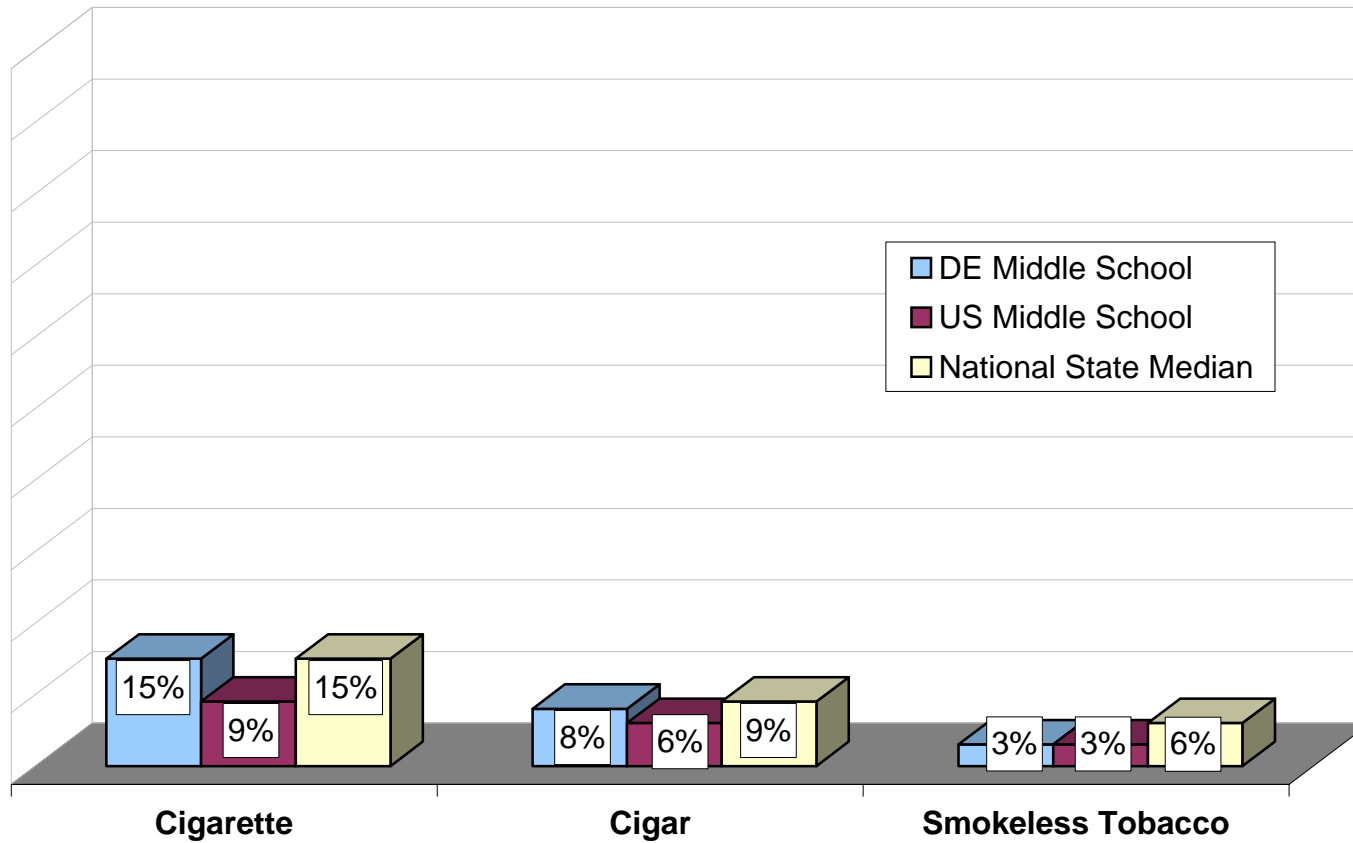
NOTES TO THE PREVIOUS TWO TABLES ON LIFETIME CIGARETTE AND OTHER TOBACCO USE COMPARISONS BETWEEN DELAWARE AND NATIONAL DATA

? The Delaware estimate of Middle School students' lifetime use of cigarettes in 2000 is considerably higher than the estimate from the 1999 National YTS study (44% vs. 29%). However, the National YTS number is also less than the estimate from all 16 state surveys for 1998 and 1999 reported in *MMWR*, and the median value reported for all the other state surveys is 45%. Rather than leading to the conclusion that all the states are above average, these findings more reflect some methodological considerations. First the state samples are from a minority of the states and not representative of the nation as a whole. Second, the National survey was conducted in the fall and the Delaware survey and the majority of other state surveys were conducted in the spring. Middle School is a time of experimentation and high rates of initiation. A sample of 6-8 graders in the fall is about 6 months older than the same sample in the spring, and an appreciable number have tried a cigarette for the first time between fall and spring.

? The Delaware estimate of High School students' lifetime use of cigarettes is 66%, while the National YTS Study estimate is 64% and the median of the 1998-1999 state studies is 72%. The Delaware estimate seems much closer among high school students. It should be noted that most high school students who will try a cigarette have done so by the time they reach high school, so the high school samples are not anywhere near as susceptible to fall vs. spring survey administrations as was observed with the middle school samples.

? Differences in other tobacco use between the Delaware and the National and other states' YTS estimates are not as pronounced, even for the Middle School samples' lifetime use. Delaware Middle School students may be somewhat higher than the national average on cigar use and somewhat lower than the national average on smokeless tobacco use. Kretek lifetime use was not considered in the 1999 YTS instruments and use of these Asian-style cigarettes has grown rapidly in the past few years, so even heuristic comparisons are unwarranted. It does appear use of bidis and kreteks in Delaware in Spring 2000 was more than National use in Fall 1999.

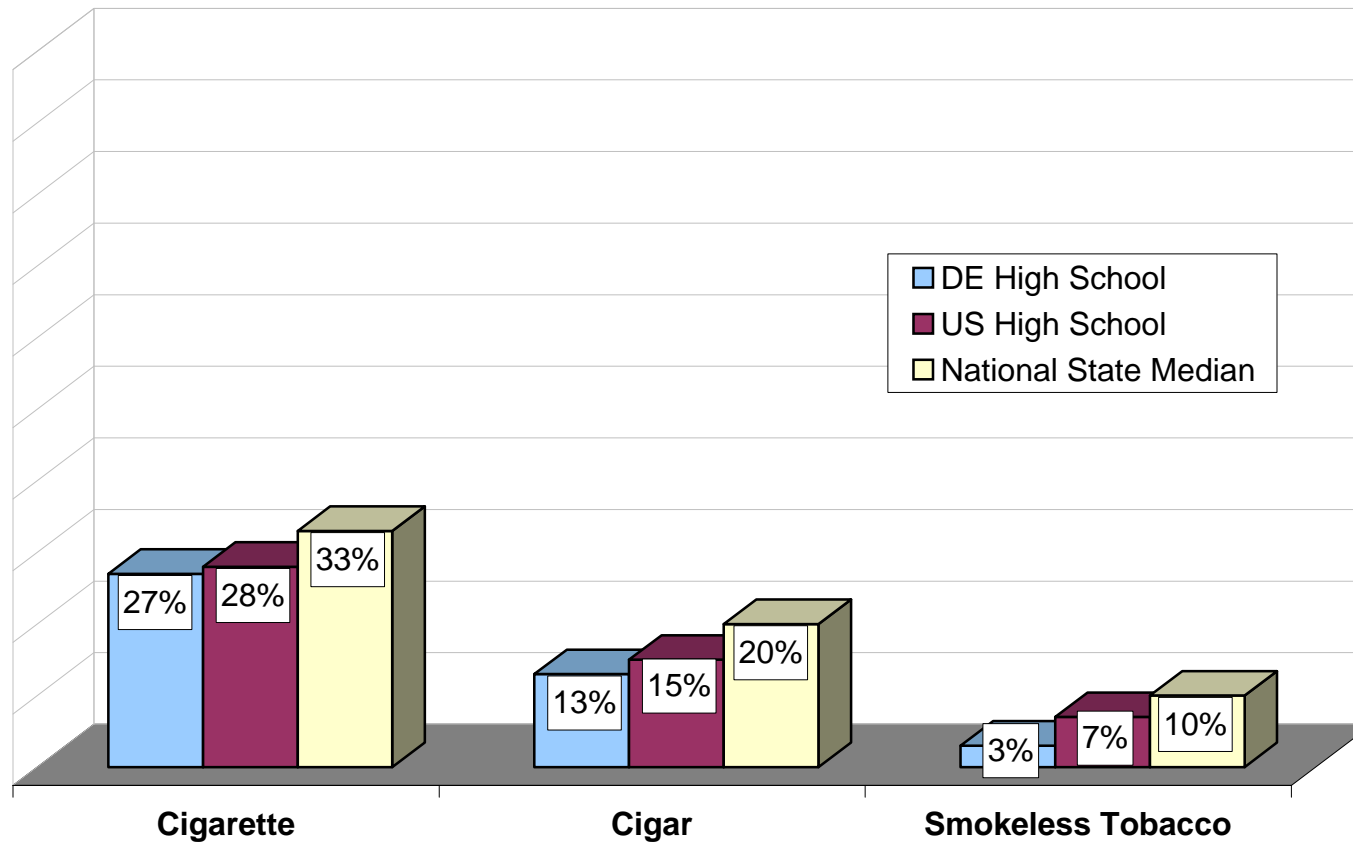
PERCENTAGE OF DELAWARE AND UNITED STATES MIDDLE SCHOOL STUDENTS WHO WERE CURRENT USERS^a OF TOBACCO PRODUCTS, BY TYPE OF TOBACCO PRODUCT



Note: ^aCurrent use is defined as use on at least 1 day of the 30 days preceding the survey

Source: Delaware Youth Tobacco Survey, 2000, Delaware Division of Public Health;
National Youth Tobacco Survey, 1999, U.S. Department of Health & Human Services

PERCENTAGE OF DELAWARE AND UNITED STATES HIGH SCHOOL STUDENTS WHO WERE CURRENT USERS^a OF TOBACCO PRODUCTS, BY TYPE OF TOBACCO PRODUCT



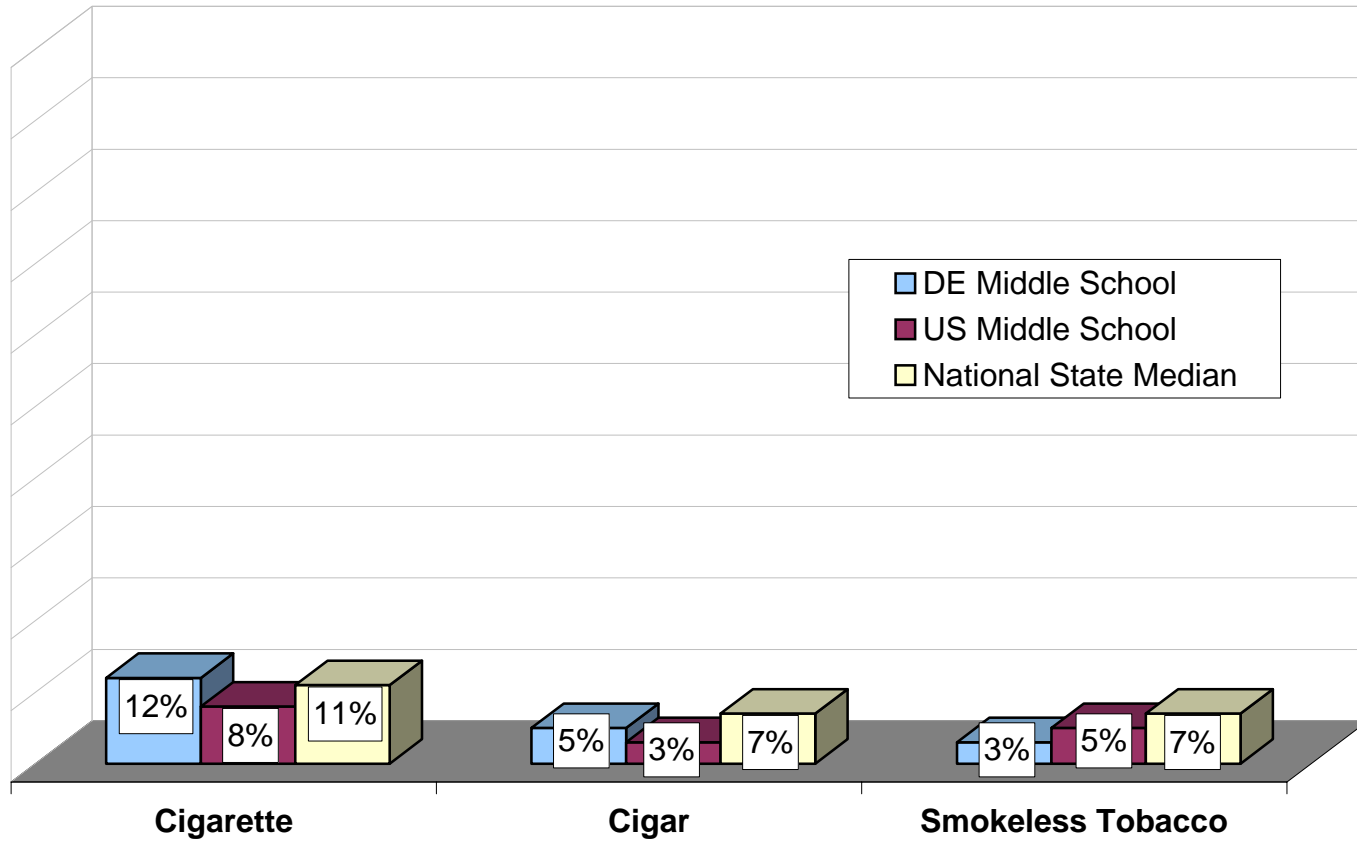
Note: ^aCurrent use is defined as use on at least 1 day of the 30 days preceding the survey

Source: Delaware Youth Tobacco Survey, 2000, Delaware Division of Health;
National Youth Tobacco Survey, 1999, U.S. Department of Health & Human Services

NOTE TO THE PREVIOUS TWO TABLES ON PAST 30 DAY CIGARETTE USE COMPARISONS BETWEEN DELAWARE AND NATIONAL DATA

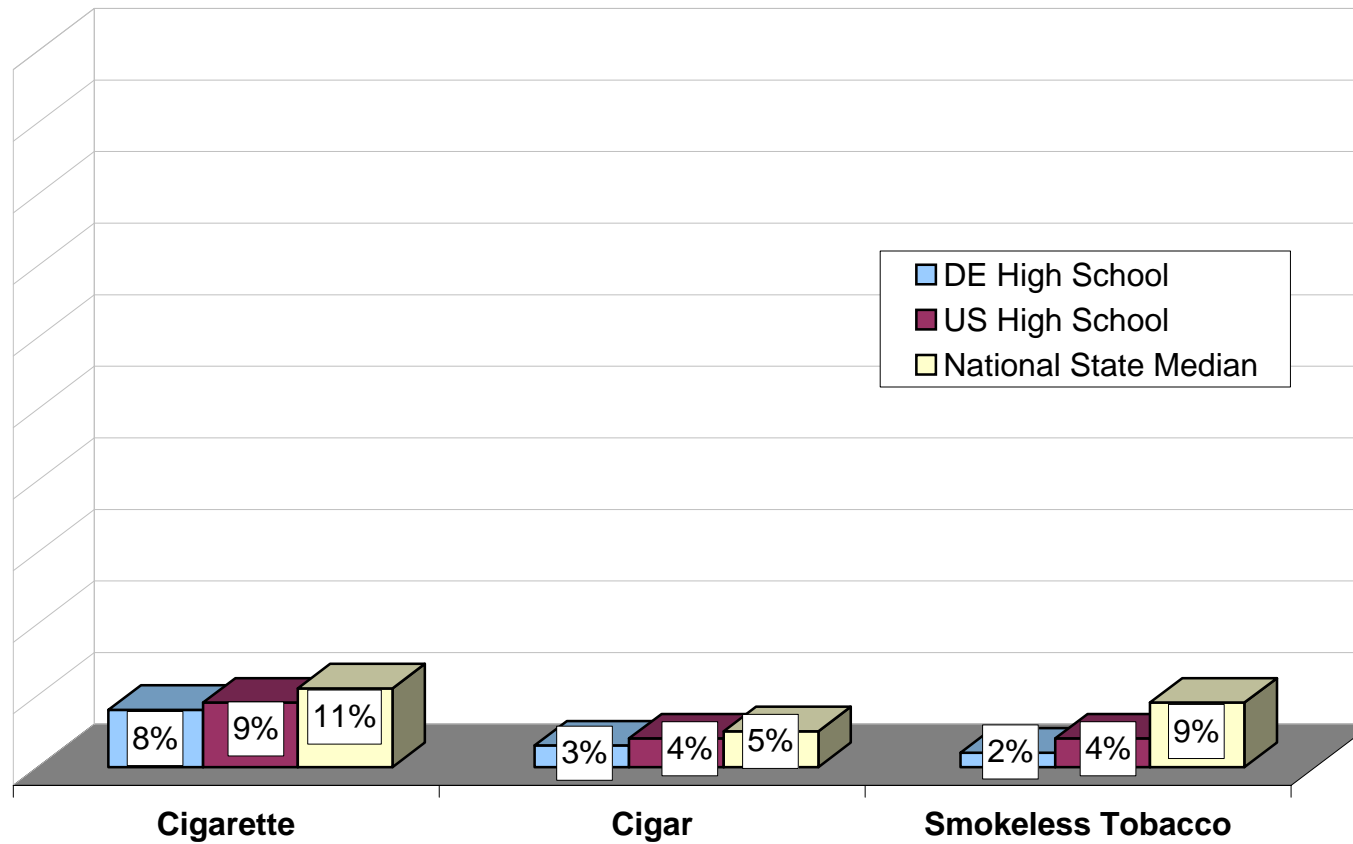
? Comparing past month use of cigarettes is not as greatly affected by fall vs. spring survey administration, but the difference between the 2000 Middle School Delaware estimate of 15% and the National 1999 YTS estimate of 9% may still be partly due to the different period of administration. The national median for state Middle School surveys from *MMWR* is 15%. Again the differences are not pronounced for the High School surveys where the estimates of past month use are 27% in Delaware, 28% in the National YTS and 33% for the state median. Most current high school smokers' use has been established by the time they are in high school and are not affected by the fall vs. spring surveys.

PERCENTAGE OF DELAWARE AND UNITED STATES MIDDLE SCHOOL STUDENTS WHO FIRST USED TOBACCO BEFORE 11 YEARS OF AGE, BY TYPE OF TOBACCO PRODUCT



Source: Delaware Youth Tobacco Survey, 2000, Delaware Division of Public Health;
National Youth Tobacco Survey, 1999, U.S. Department of Health & Human Services

PERCENTAGE OF DELAWARE AND UNITED STATES HIGH SCHOOL STUDENTS WHO FIRST USED TOBACCO BEFORE 11 YEARS OF AGE, BY TYPE OF TOBACCO PRODUCT



Source: Delaware Youth Tobacco Survey, 2000, Delaware Division of Public Health;
National Youth Tobacco Survey, 1999, U.S. Department of Health & Human Services

**NOTE TO THE PREVIOUS TWO TABLES ON AGE OF FIRST USE COMPARISONS
BETWEEN DELAWARE AND NATIONAL DATA**

? The percentage of students using cigarettes or other tobacco products before age 11 should be much less affected by the time of year of survey administration. This expectation is born out in the graphs where the differences between the Delaware and National samples are small.