







Reported Past Two Week Binge Drinking* Among Delaware 8th Grade Public School Students by Zip Code: 2019 & 2021



Legend

-  County Boundary Line
-  Too Few to Estimate (N<30)
-  PO Box/Company Zip Codes

Rate of Binge Drinking

-  Less Than 1%
-  1.00 - 1.99%
-  2.00 - 5.00%

State Rate: 1%

Data Notes:

*Binge drinking is defined as four drinks for females and five drinks for males in a row.

Certain zip codes were combined to protect the confidentiality of the participating schools and districts.

The prevalence rates in this map represent valid cases, which for this purpose means that the participants included their zip code on their response and indicated whether or not they used the referenced substance. It is important to note that in instances where the total responses were less than 30 per zip code, the prevalence rate is not reported.

Source:

2019 & 2021 Delaware School Survey
 Center for Drug & Health Studies
 University of Delaware
www.cdhs.udel.edu/seow

