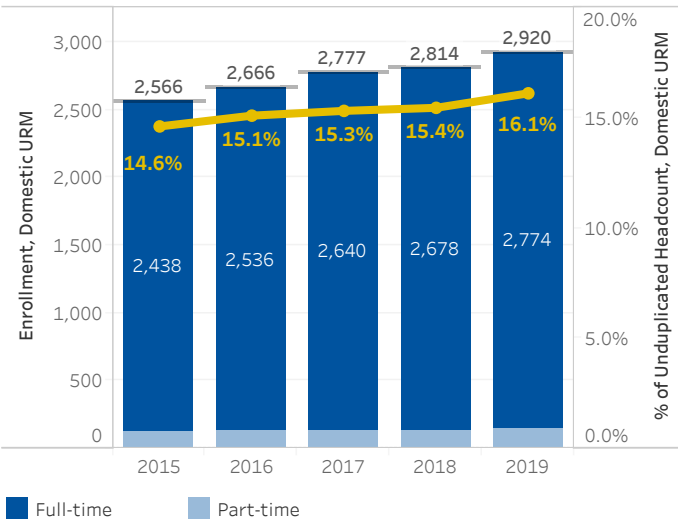


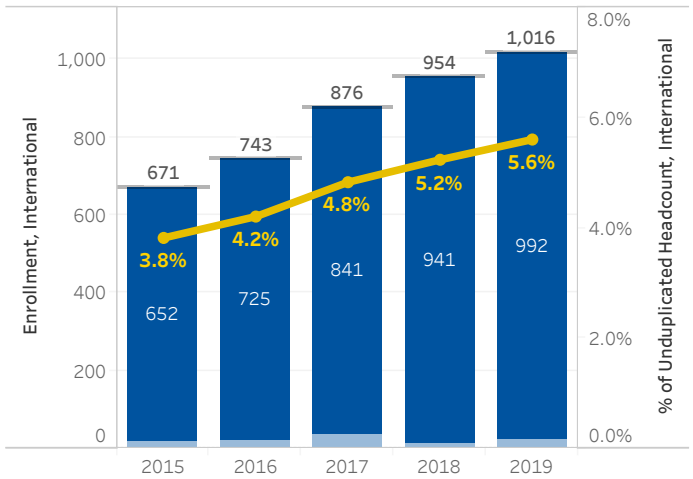
UD Facts & Figures 2019–20

UNDERGRADUATE ENROLLMENT BY DOMESTIC UNDERREPRESENTED MINORITY AND INTERNATIONAL STATUS, AND INDEX OF QUALITATIVE VARIATION, NEWARK CAMPUS OVERALL Fall 2015 Through Fall 2019

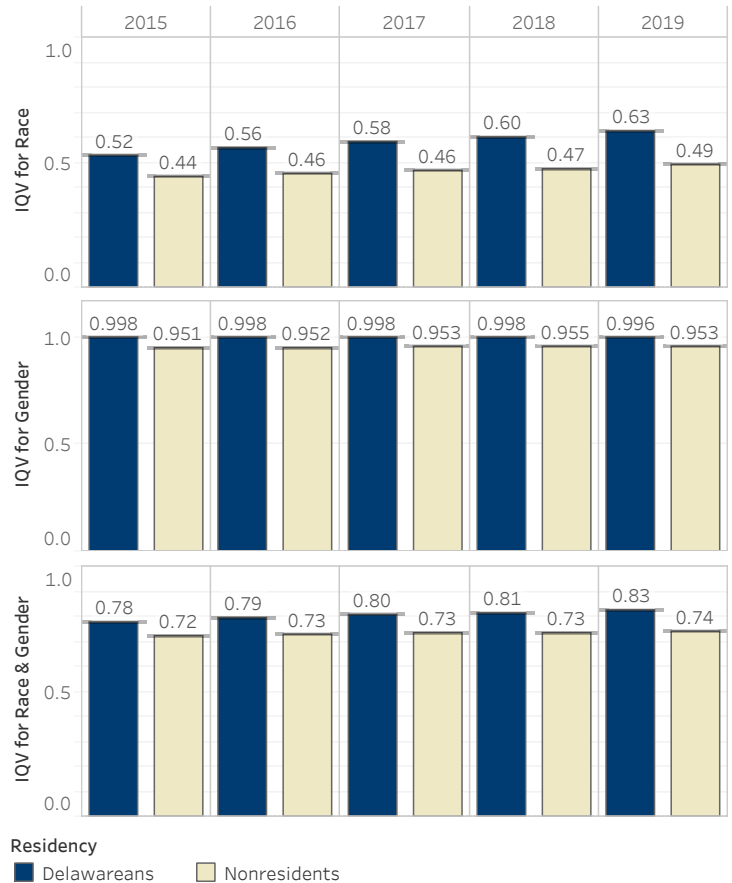
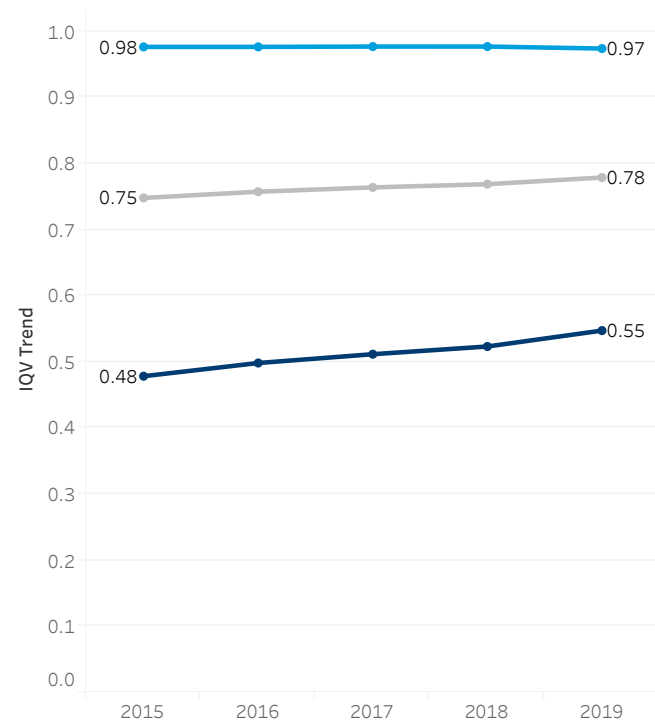
Domestic Underrepresented Minority¹ Undergraduate Enrollment Trend



International Undergraduate Enrollment Trend



Newark Campus Undergraduate IQV² Trend



¹Domestic Underrepresented Minority (URM) is based on all ethnicity categories and includes Black, Hispanic, Native American Indian, and Hawaiian or Other Pacific Islander.

²The index of qualitative variation (IQV) is a measure of variability. IQV value varies between 0 and 1, with 0 indicating no variability at all, and 1 indicating perfect variation-cases evenly divided across all categories. In other words, the closer the IQV value is to 1, the more diverse the student population is with regard to race, gender, or the gender/race combination. Unknown race and Unreported gender categories are excluded from the computation of the IQV.