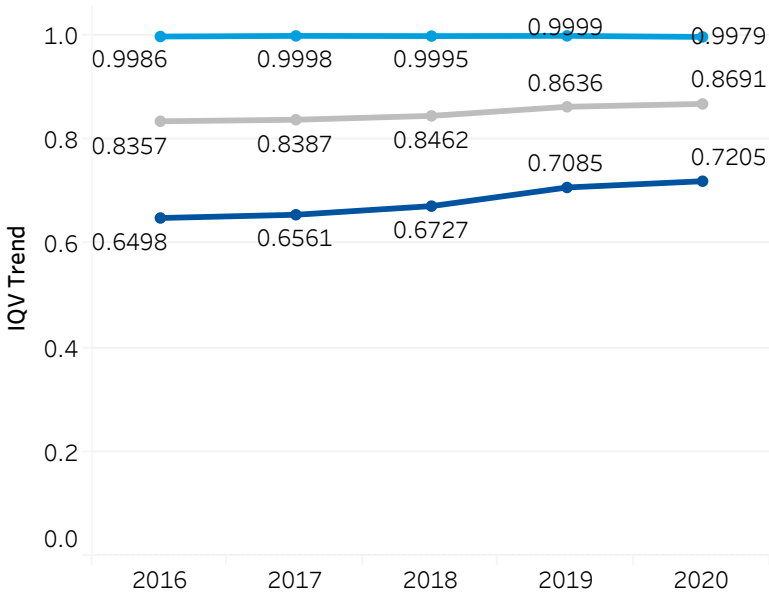


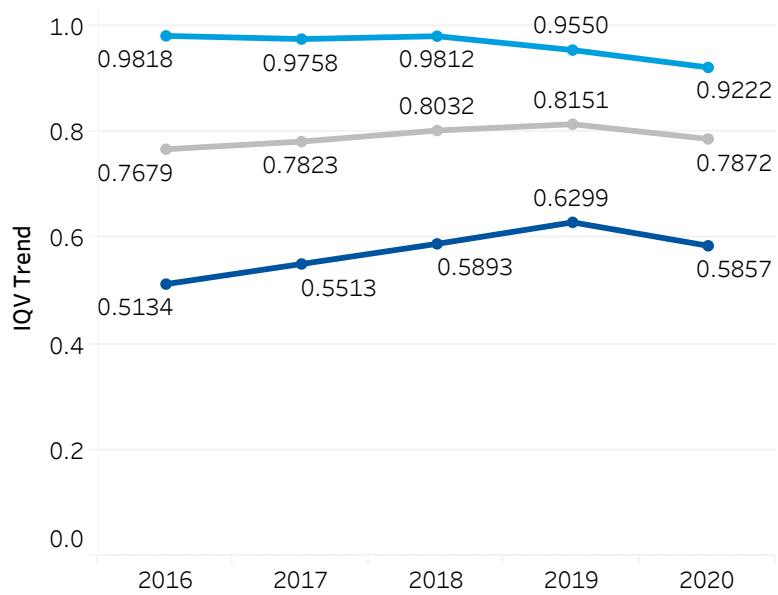
UD Facts & Figures 2020-2021

Index of Qualitative Variation, Associate in Arts Students Fall 2016 through Fall 2020

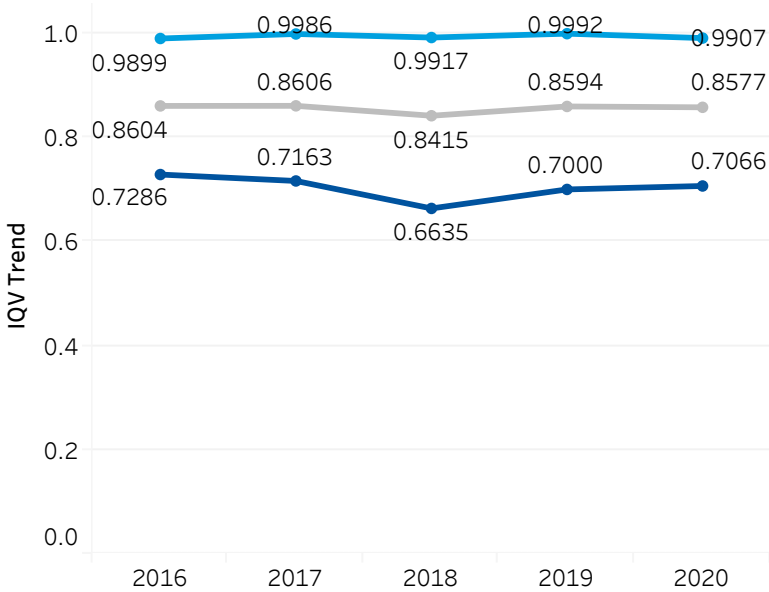
Total AA Students IQV Trend



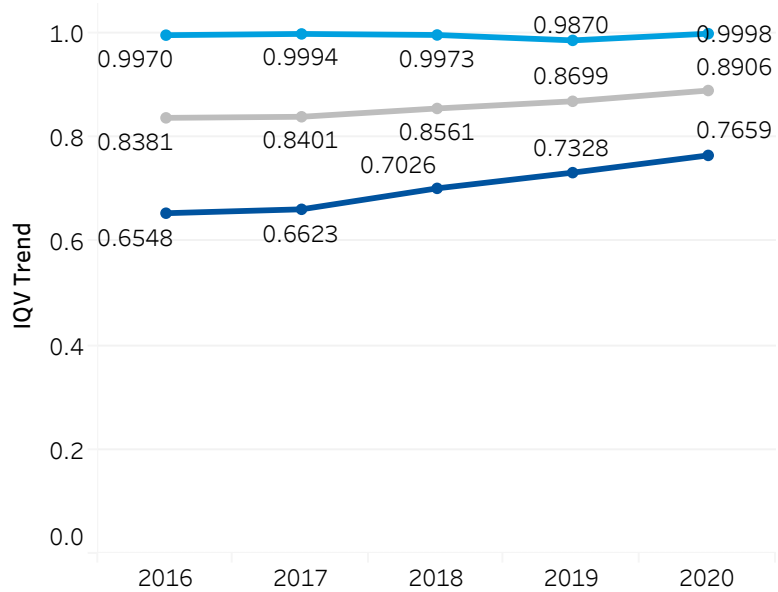
AA Georgetown Students IQV Trend



AA Dover Students IQV Trend



AA Wilmington Students IQV Trend



■ IQV for Gender
 ■ IQV for Race
 ■ IQV for Race & Gender

Domestic Underrepresented Minority (URM) is based on all ethnicity categories and includes Black, Hispanic, Native American Indian, and Hawaiian or Other Pacific Islander.

The Index of Qualitative Variation (IQV) is a measure of variability. IQV value varies between 0 and 1, with 0 indicating no variability at all, and 1 indicating perfect variation-cases evenly divided across all categories. In other words, the closer the IQV value is to 1, the more diverse the student population is with regard to race, gender, or the gender/race combination. Unknown race and Unreported gender categories are excluded from the computation of the IQV.