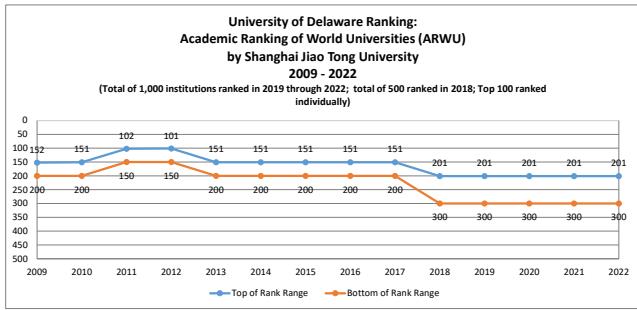
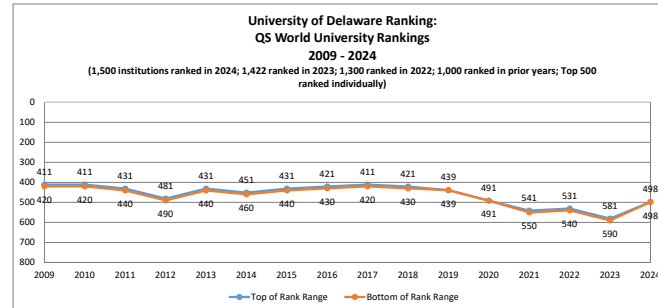


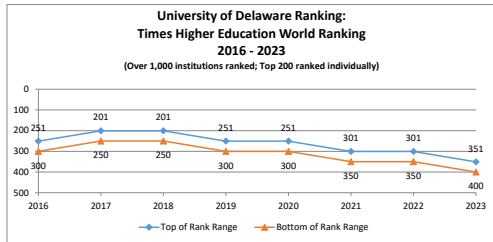
University of Delaware: Global Ranking Trends



| | 2009 | 2010 | 2011 | 2012 | 2013 | 2014 | 2015 | 2016 | 2017 | 2018 | 2019 | 2020 | 2021 | 2022 |
|--|----------------------|---------|---------|---------|---------|---------|---------|---------|---------|---------|---------|---------|---------|---------|
| Academic Ranking of World Universities | Ranked as a Range: | | | | | | | | | | | | | |
| | 152-200 | 151-200 | 102-150 | 101-150 | 151-200 | 151-200 | 151-200 | 151-200 | 151-200 | 201-300 | 201-300 | 201-300 | 201-300 | 201-300 |
| | Top of Rank Range | | | | | | | | | | | | | |
| | 152 | 151 | 102 | 101 | 151 | 151 | 151 | 151 | 151 | 201 | 201 | 201 | 201 | 201 |
| | Bottom of Rank Range | | | | | | | | | | | | | |
| | 200 | 200 | 150 | 150 | 200 | 200 | 200 | 200 | 200 | 300 | 300 | 300 | 300 | 300 |



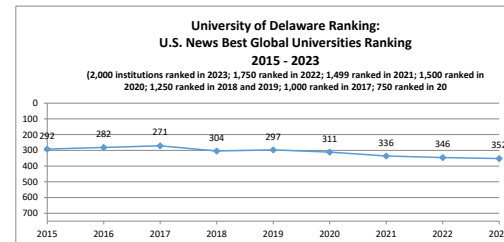
| | 2009 | 2010 | 2011 | 2012 | 2013 | 2014 | 2015 | 2016 | 2017 | 2018 | 2019 | 2020 | 2021 | 2022 | 2023 | 2024 |
|------------------------------|----------------------|---------|---------|---------|---------|---------|---------|---------|---------|---------|------|------|---------|---------|---------|------|
| QS World University Rankings | Ranked as a Range: | | | | | | | | | | | | | | | |
| | 411-420 | 411-420 | 431-440 | 481-490 | 431-440 | 451-460 | 431-440 | 421-430 | 411-420 | 421-430 | 439 | 491 | 541-550 | 531-540 | 581-590 | 498 |
| | Top of Rank Range | | | | | | | | | | | | | | | |
| | 411 | 411 | 431 | 481 | 431 | 451 | 431 | 421 | 411 | 421 | 439 | 491 | 541 | 531 | 581 | 498 |
| | Bottom of Rank Range | | | | | | | | | | | | | | | |
| | 420 | 420 | 440 | 490 | 440 | 460 | 440 | 460 | 440 | 430 | 439 | 491 | 550 | 540 | 590 | 498 |



| | 2016 | 2017 | 2018 | 2019 | 2020 | 2021 | 2022 | 2023 |
|--------------------------------------|----------------------|---------|---------|---------|---------|---------|---------|---------|
| Times Higher Education World Ranking | Ranked as a Range: | | | | | | | |
| | 251-300 | 201-250 | 201-250 | 251-300 | 251-300 | 301-350 | 301-350 | 351-400 |
| | Top of Rank Range | | | | | | | |
| | 251 | 201 | 201 | 251 | 251 | 301 | 301 | 351 |
| | Bottom of Rank Range | | | | | | | |
| | 300 | 250 | 250 | 300 | 300 | 350 | 350 | 400 |

Note: Ranking methodology changed in 2016.

Prepared by the Office of Institutional Research & Effectiveness



| | 2015 | 2016 | 2017 | 2018 | 2019 | 2020 | 2021 | 2022 | 2023 |
|--|--------------------|------|------|------|------|------|------|------|------|
| U.S. News Best Global Universities Ranking | Ranked as a Range: | | | | | | | | |
| | 292 | 282 | 271 | 304 | 297 | 311 | 336 | 346 | 352 |

July 31, 2023