

# How to Create A Participant Profile in 4HOnline



to Register PUBLIC PARTICIPANTS for an Event in 4HOnline  
**How to Create A Participant Profile in 4HOnline**  
***A Profile is Required to Register for Delaware 4-H Public Events***



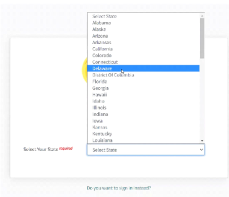
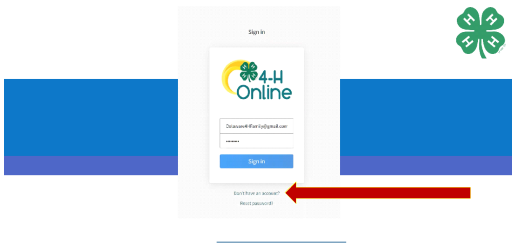
For registration assistance contact the Delaware 4-H State Office at [de4h@udel.edu](mailto:de4h@udel.edu), 302-831-2509, or your County 4-H office.



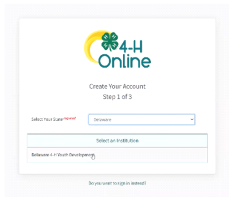
All registrations will be completed through 4-H Online.

It is highly recommended that event registrations are completed from a computer rather than a mobile device.

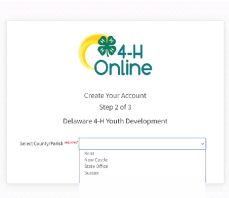
Visit [4honline.com](http://4honline.com) and select “Don’t have an account?”



In this step you are choosing to see the offerings of Delaware 4-H. Even if you live in neighboring Maryland or Pennsylvania. Select Delaware.



Step 1b - Select “Delaware 4-H Youth Development”



Select the Delaware county in which you live. If you live out of state, choose the county closest to you. New Castle is northern Delaware, Kent is central, and Sussex is our southern most county.





Create your account by entering some basic information. Please note that 4-H Online will use the account email address as the unique identifier related to your family. If you have ever been involved with Delaware 4-H and made an account using this email address please stop and call the Delaware State 4-H at 302-831-2509 and we will assist you. Please do not make a second account. When all required information has been entered, the blue Create Account button will become active.



Enter and verify your mailing address. Addresses are another key element that needs to be unique in 4-H Online. If the Verification fails, call 302-831-2509 to sort out the issue.



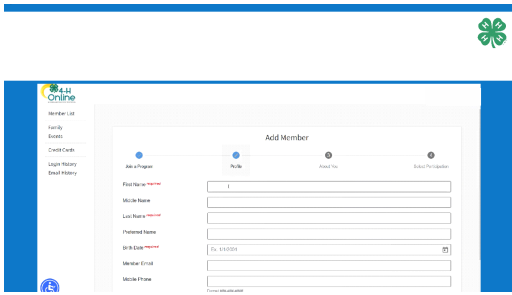
Select 4-H. Click Next.



Enter the required information related to your child who wants to attend a 4-H activity such as 4-H State Camp. Please note that Club Enrollment is not required for Events open to Public Participants. Click Next.

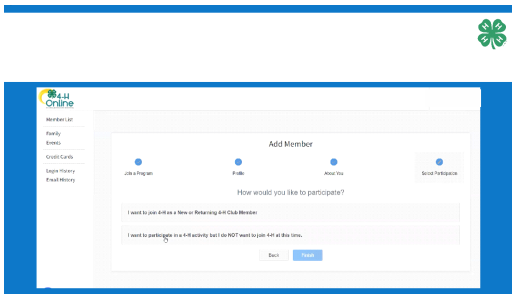


Enter the required information related to the child who wants to attend a 4-H activity such as 4-H State Camps. Only enter an email for your child if it is different from your own. Please note that most k12 email addresses issued to students block external email messages sent from 4-H. Please note that Events open to Public Participants DO NOT require club enrollment. Click Next.

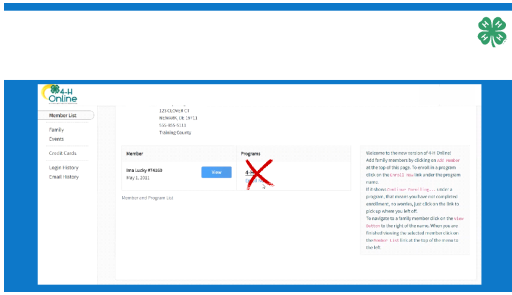


Enter required demographic information the organization must collect for governmental reporting purposes. The 4-H program supports that no person shall be subjected to discrimination on the grounds of race, color, sex, disability, age, or national origin.

Enter Emergency Contact information. Click Next.



Select “I want to participate in a 4-H activity, but I do NOT want to join 4-H at this time.” Click Finish.



You Did It! Your Family Member is Ready to Participate in Public 4-H Events  
DO NOT click Enroll Now. If you want to join a 4-H Club at a later date contact your county office to discuss club specialties and which ones are currently accepting new members.



Now that a participant profile is created you can register for public 4-H events.

Refer to our 1-page tipsheet or step-by-step companion video to register for an event at [udel.edu/0010403](http://udel.edu/0010403) and skip ahead to the 1 minute 30 second mark.

We’re here to help at [de4h@udel.edu](mailto:de4h@udel.edu) or 302-831-2509.