

# First Impressions from the Carvel Fruit Demo Plot With a Focus on Bramble Varieties

**Emmalea Ernest**

University of Delaware

Extension Fruit & Vegetable Specialist

[emmalea@udel.edu](mailto:emmalea@udel.edu)







**Currant**



**Grape**



**Blueberry**



**Aronia**



**Gooseberry**



**Kiwiberry**



**Elderberry**



**Haskap  
(Honeyberry)**





**Blackberry**



**Red Raspberry**



**Black Raspberry**



## Brambles – *Rubus* sp.

- Many wild or naturalized types
  - Wild black raspberry (lowland)
  - Wild red raspberry (mountains)
  - Wild blackberries
  - Naturalized wineberries





# Bramble Flowers & Fruit

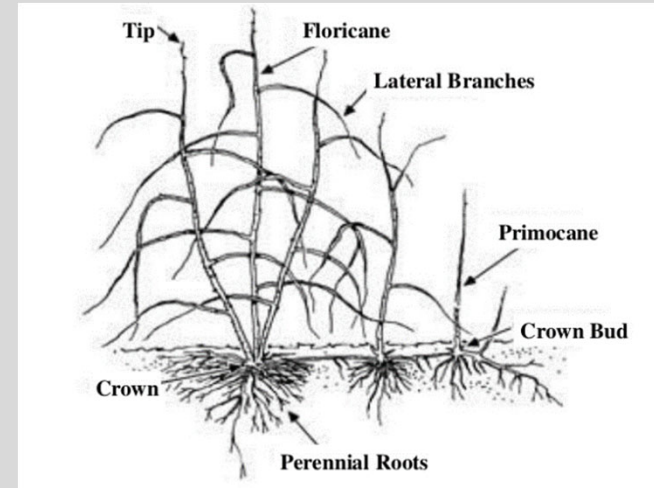
- Brambles are self-pollinating but benefit from bee pollination
- Fruits are an aggregate fruit of drupelets – 1 seed per drupelet
- Raspberries separate from the receptacle, blackberries do not





# Bramble Plants


- Canes (stems) live for 2 years
  - Year 1 cane = Primocane
  - Year 2 cane = Floricane
- All varieties fruit on floricanes, some will *also* fruit on primocanes
- Floricane fruit produced in summer
- Primocane fruit produced in fall
- Floricane fruit production requires selective pruning
- Plants for primocane fruit production are just mowed/ cut off in winter.





# Cultivated Brambles


| “Species”   | Floricane | Primocane | Thorny | Thornless |
|---|-----------|-----------|--------|-----------|
| Red & Yellow Raspberry<br>( <i>Rubus idaeus</i> )                 | Yes       | Yes       | Yes    | Yes       |
| Black Raspberry<br>( <i>Rubus occidentalis</i> )                  | Yes       | Yes       | Yes    | YES       |
| Purple Raspberry<br>( <i>R. idaeus</i> x <i>R. occidentalis</i> ) | Yes       | Yes       | Yes    | <b>No</b> |
| Blackberry<br><i>hybrids of multiple species</i>                  | Yes       | Yes       | Yes    | Yes       |






## Bramble Sites

- Site away from wild brambles



Virus symptoms





## Bramble Sites

- Southern exposure may increase chance of winter injury.



Winter injury symptoms



# Site Preparation

- Well drained soils are best for brambles
  - If prone to wetness, raise beds and/or increase organic matter
- 3%+ organic matter preferred. Add organic soil amendments, such as compost or incorporate cover crops.
- Adjust pH to 6.0-6.5





# Bramble Establishment

- Planting Dates
  - Plant dormant plants in March/April
  - Plant rooted plants in May
- In-row spacing
  - Red/yellow raspberries 24"
  - Purple raspberries 36"
  - Black raspberries 30"
  - Blackberries 48-72"
- Between-row spacing
  - 8-12'
- Plant at nursery depth
- Plantings can last 8+ years, remove if vigor wanes (virus, root disease)





# Bramble Establishment



April 14, 2021



June 10, 2021





# Obtaining Bramble Plants

- Purchase plants from a **reputable** nursery
  - True to name
  - Disease free
  - Virus indexed
- Don't plant "shared" plants
- Arrange for a proper delivery date

MENU

**NOURSE**

0 item - \$0.00



Shop Nourse Farms Plants



Strawberry

Shop



Blueberry

Shop



Raspberry

Shop



Blackberry

Shop

Cart [0] My Account Call Us Today! 1.800.295.2226 SEARCH PRODUCTS

**INDIANA**  
NOURSE PLANT CO.

HOME Where Everything Begins ABOUT US Learn Who We Are CUSTOMER SERVICE Get Assistance From Us HELPFUL INFO Got Questions? ACCESSORIES Enhance Your Growing Experience

*Provider of Premium Bare Root Plants for Home and Commercial Growers*

STRAWBERRIES RASPBERRIES BLACKBERRIES GRAPES BLUEBERRIES CURRANTS & GOOSEBERRIES NOVELTY PLANTS ASPARAGUS RHUBARB

Quality Small Fruit Plants & Nursery Stock

SEARCH PRODUCTS

Shop Online

UPDATE October 10, 2023  
Thank you to all who purchased plants for our 2023 season.  
SOLD OUT 2023 SEASON



# Red & Yellow Raspberries

- Temperature optimum is 70°F
- Some red varieties tolerate hot weather, but yellow raspberries are not very heat tolerant.



## Floricanne Cultivars

- **Prelude**
- **Nova**
- **Encore**
- Killarney
- Latham

## Primocane Cultivars

- **Polana**
- **Joan J\***
- **Himbo-Top**
- Polka
- Caroline
- Jaclyn
- Josephine

\*thornless



# Purple Raspberries

- Very vigorous and productive
- Only a few varieties
- Flavor is suboptimal

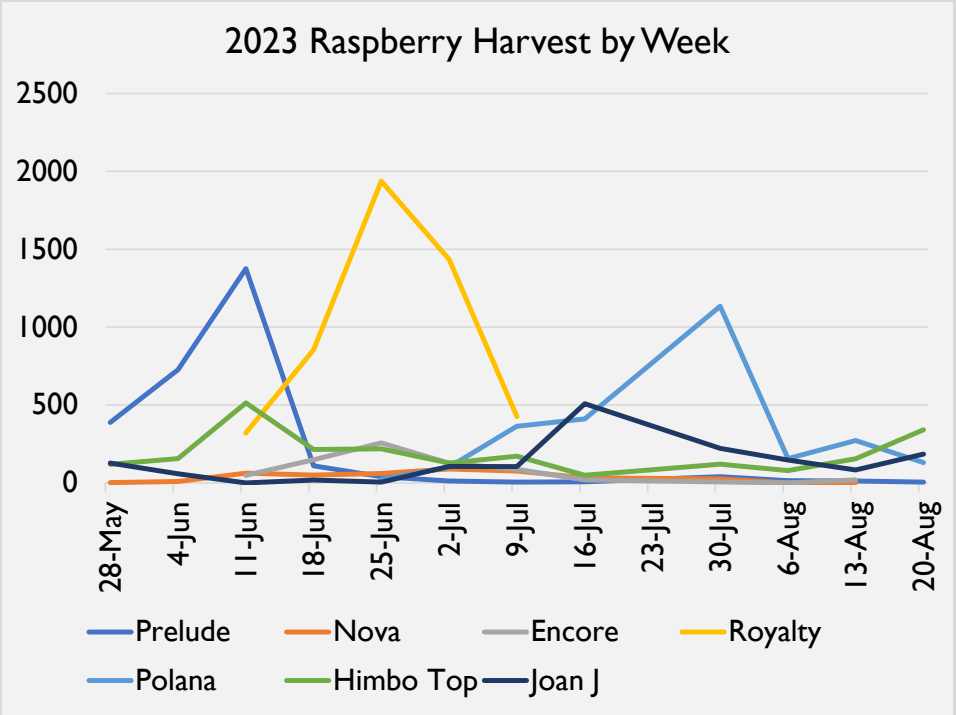
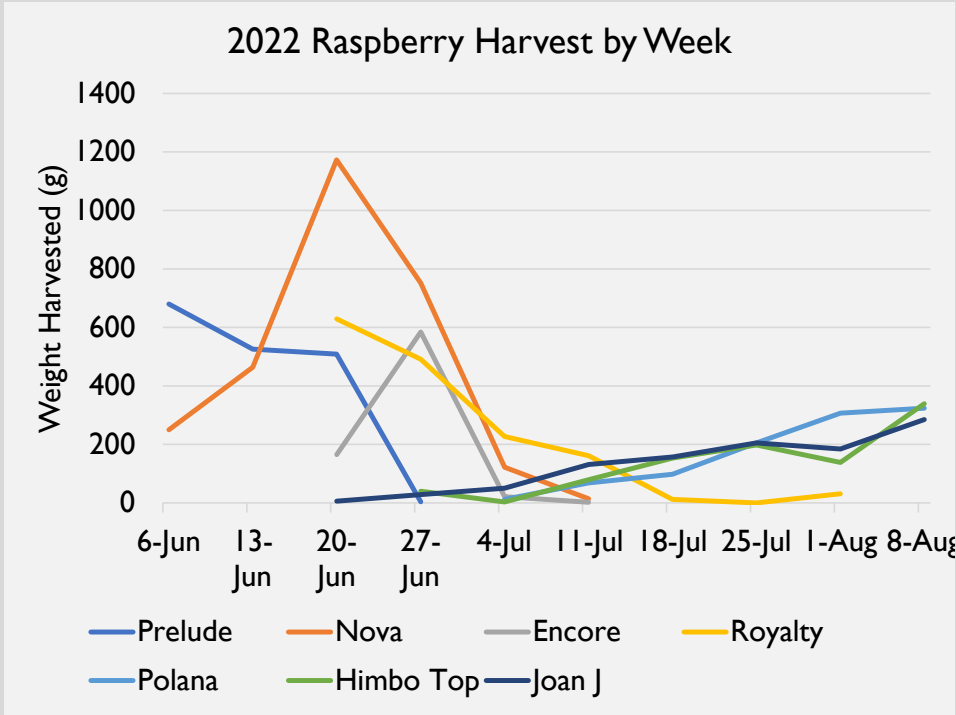


## Floricanne Cultivar

- **Royalty**

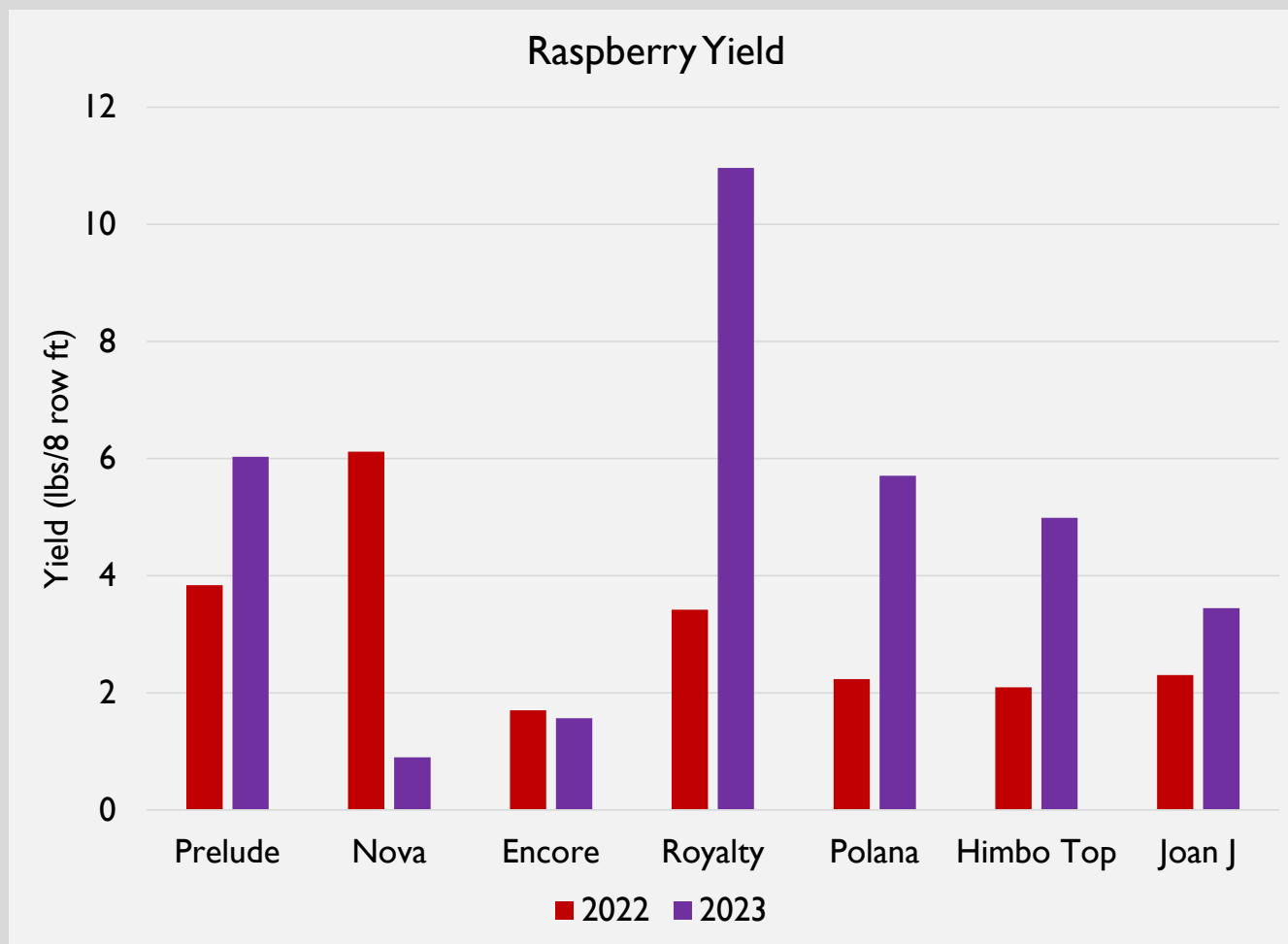


# Raspberry Varieties





# Raspberry Varieties





# Black Raspberry Varieties

- Tolerates warmer temperatures
- Tolerates (enjoys?) some shade
- Short harvest season
- Limited cultivars



## Floricanne Cultivars

- **Bristol**
- Mac Black
- Jewel

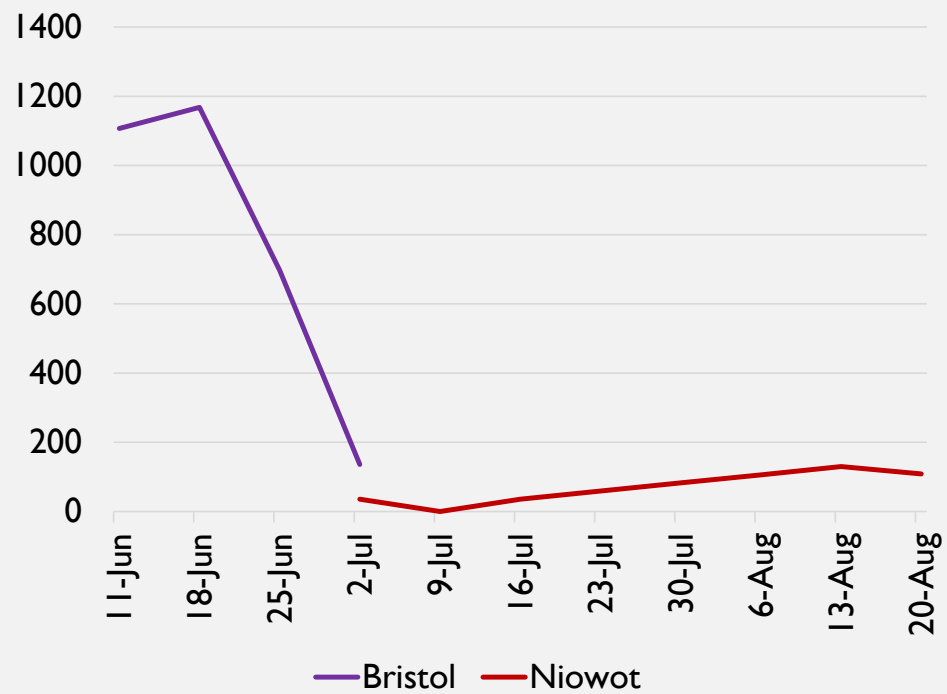
## Primocane Cultivars

- **Niwot**



# Black Raspberry Varieties

2023 Weekly Black Raspberry Yield





# Blackberry Varieties

- Tolerate high temperatures
- Very vigorous and productive
- Least cold tolerant



## Floricanne Cultivars

- Chester\*
- **Natchez\***
- **Ouachita\***
- **Ponca\*** (flavor pick)
- Triple Crown\* (flavor pick)

## Primocane Cultivars

- **Prime-Ark Freedom\***
- Prime-Ark 45

\*thornless



# Blackberry Varieties



**Natchez**



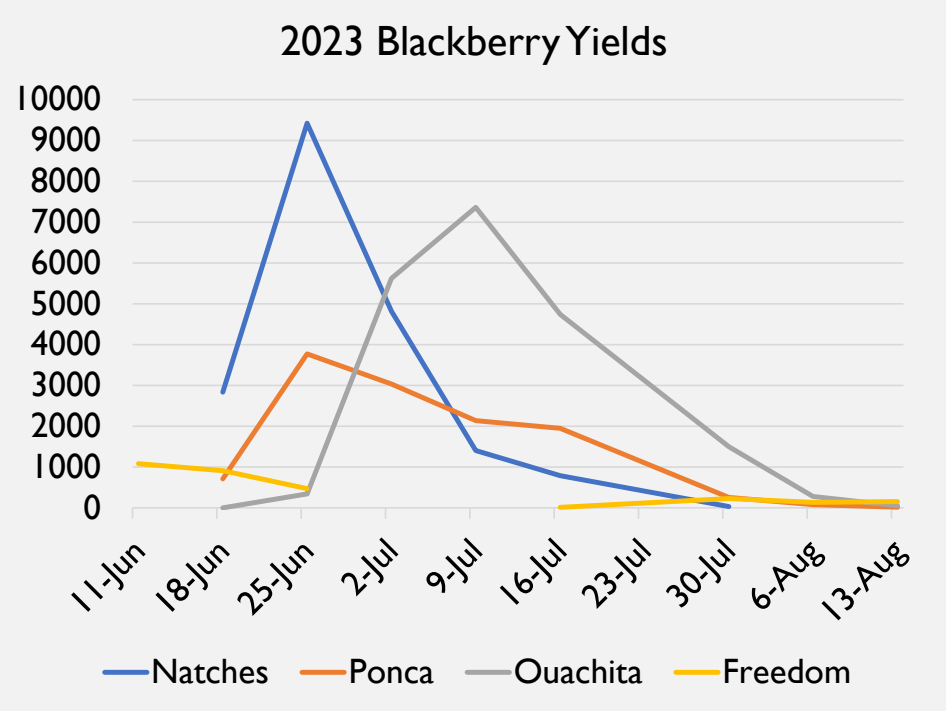
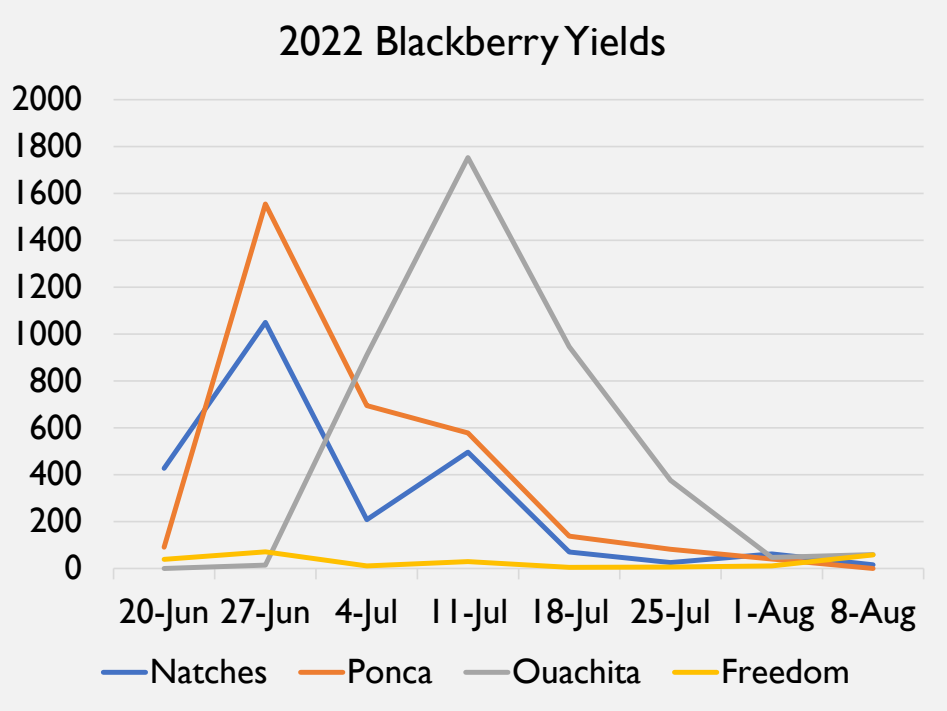
**Ponca**



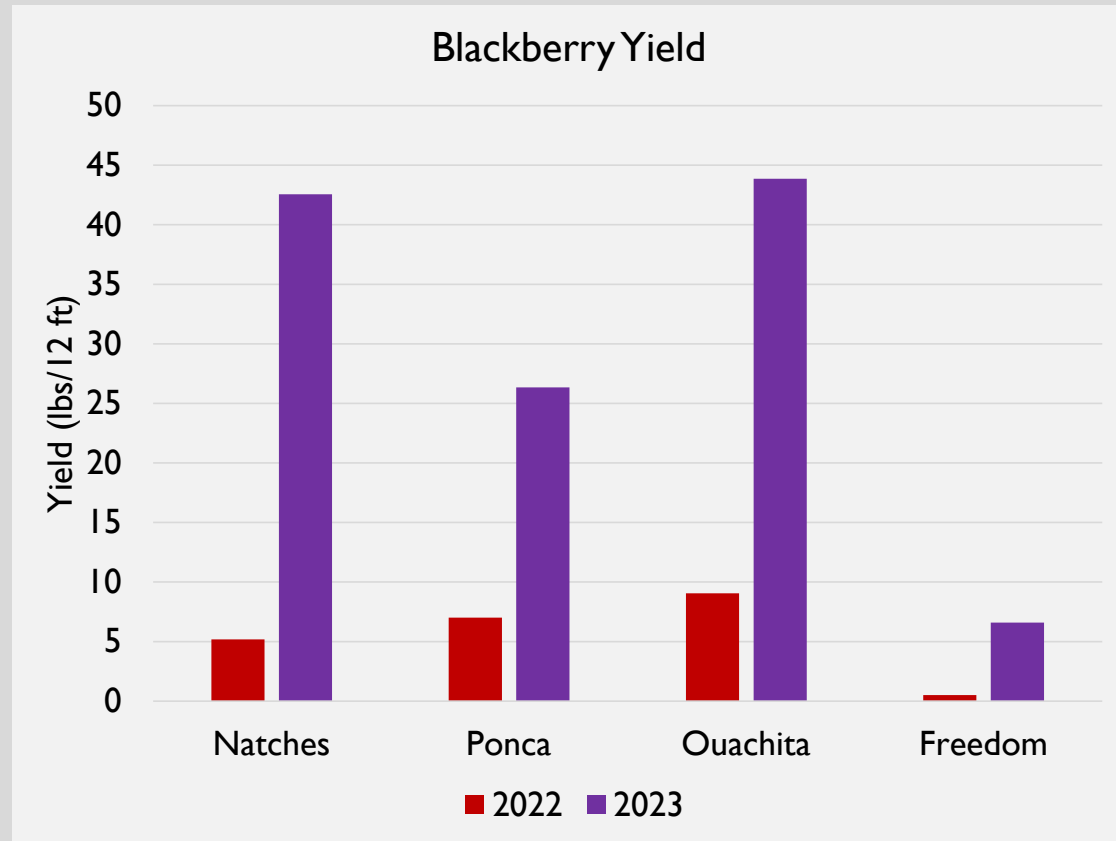
**Ouchita**



# Blackberry Varieties



# Blackberry Varieties

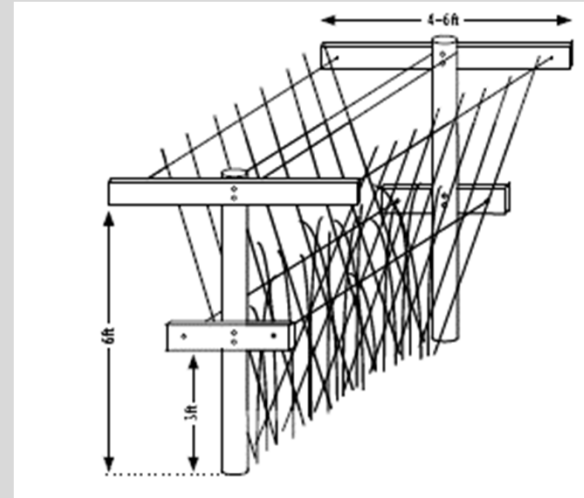




# Pruning and Training Red Raspberries

## Floricanes Cultivars

- Summer
  - Remove spent floricanes after fruiting
- Dormant
  - Reduce row to 1 ft wide
  - Remove weak/damaged canes
  - Thin canes to 4-6/ft of row
  - Shorten canes to desired level



## Primocane Cultivars

- Dormant
  - Mow or cut all canes to ~3"



# Pruning and Training Black & Purple Raspberries

## Floricanes Cultivars

- Summer
  - Remove spent floricanes after fruiting
  - Top primocanes at 3-4'
  - Tie primocanes to one side of trellis
- Dormant
  - Remove weak/damaged canes
  - Thin to 5-10 canes per plant
  - Cut laterals to 6"
  - Remove low laterals

## Primocane Cultivars

- Dormant
  - Mow or cut all canes to ~3"





# Pruning and Training Blackberries

## Floricanes Cultivars

- Summer
  - Remove spent floricanes after fruiting
  - Top primocanes at 5'
- Dormant
  - Remove weak/damaged canes
  - Thin canes to 6-8 per yard
  - Cut laterals to 12"

## Primocane Cultivars

- Dormant
  - Mow or cut all canes to ~3"



# Thank You!

Funding for the establishment of the Fruit Demo was provided by a Delaware Department of Agriculture Specialty Crop Block Grant:

**Small Fruit Extension Programming and Establishment of a Small Fruit Demonstration Plot 2019-2022**

## **2021-2023 Vegetable Program Employees**

### **2021**

Tessa McDonough, Emily Jones, Jacob Maske, Danielle Watkins, Emma Stallings

### **2022**

Aaron Doll, Danielle Watkins, Amber Green, Austin Truitt, Emily Jones, Jenna Anger, Mya Jones

### **2023**

Austin Truitt, Ketsia Murat, Paige Sammons, Lily Hearn, Arely Arriaga-Gonzalez, Mya Jones, Rob Hanifin

