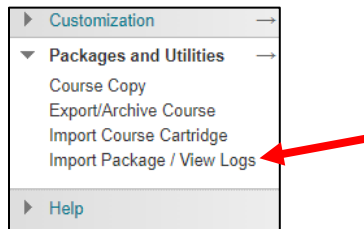


Importing the myCourses Starter Kit

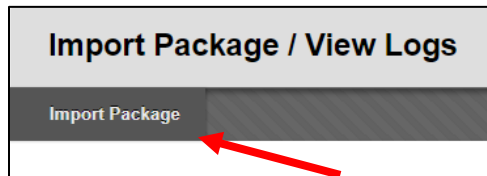
Step 1: [Click Here to Download the myCourses Start Kit](#)

In the myCourses site you would like to import the starter kit into, click the “**Packages & Utilities**” link at the bottom of the menu and then choose “**Import Package / View Logs.**”



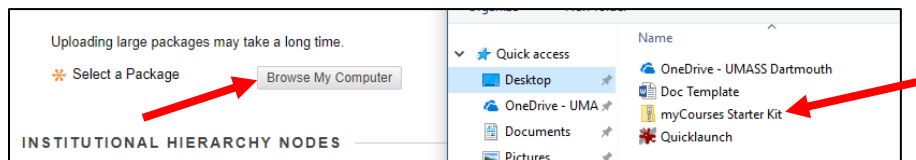
Step 2:

Click the “**Import Package**” button.



Step 3:

Click the “**Browse my Computer**” button and choose the myCourses Starter Kit file on your computer.



Step 4:

Click the “**Select All**” button and then click the “**Submit**” button in the bottom-right corner of the page.

