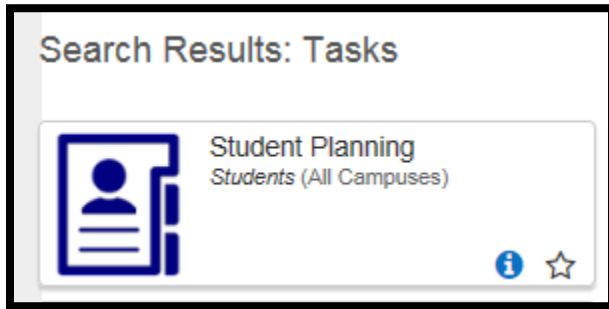


HOW TO APPLY FOR GRADUATION AND EDIT YOUR EXISTING APPLICATION

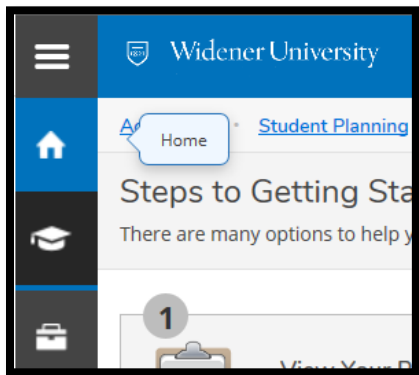
Using the “Graduation Overview” tile you can apply for graduation and edit your existing application for graduation.

To get to the tile:

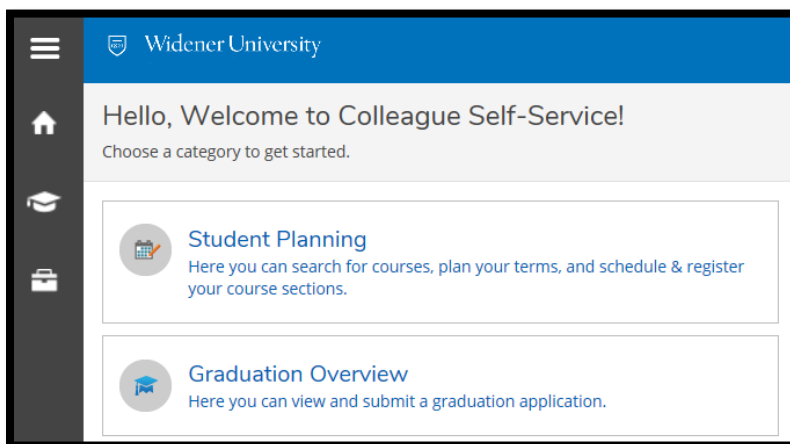
- Sign in to myWidener. Using the search bar, search for: student planning. Select the task, “Student Planning.”



- Select the Home icon



- Select Graduation Overview



If you have not yet applied for graduation, fill out the form. To get to the application form, select Apply under Application Status.

Widener University

Academics - Graduation Overview

Graduation Application

[Review My Academic Progress](#)

Program of Study	Major	Application Status
MED in Higher Education Leadership	Higher Education	Apply

- Complete the Application and select Submit
 - Please Note:
 - Fields with an star (*) are required
 - The button slid to the left means “No”



- The button slid to the right means “Yes”



- Once your application is complete you will receive an email to your Widener University email account.

If you have already submitted your graduation application and would like to verify or you're your information, select “Application Submitted on...” under Application Status.

Application Status

✓ [Application submitted on 11/4/2018](#)