

Interactions of motivation and cognitive control

Debbie M Yee and Todd S Braver

There is general agreement that both motivation and cognitive control play critical roles in shaping goal-directed behavior, but only recently has scientific interest focused around the question of motivation–control interactions. Here we briefly survey this literature, organizing contemporary findings around three issues: (1) whether motivation preferentially impacts cognitive control processes, (2) the neural mechanisms that underlie motivation–cognition interactions, and (3) why motivation might be relevant for overcoming the costs of control. Dopamine (DA) is discussed as a key neuromodulator in these motivation–cognition interactions. We conclude by highlighting open issues, specifically Pavlovian versus instrumental control distinctions and effects of motivational valence and conflict, which could benefit from future research attention.

Address

Department of Psychological and Brain Sciences, Washington University in Saint Louis, USA

Corresponding author: Yee, Debbie M (debbieyee@wustl.edu)

Current Opinion in Behavioral Sciences 2018, 19:83–90

This review comes from a themed issue on **Emotion–cognition interactions**

Edited by **Mara Mather** and **Michael Fanselow**

For a complete overview see the [Issue](#) and the [Editorial](#)

Available online 24th November 2017

<http://doi.org/10.1016/j.cobeha.2017.11.009>

2352-1546/© 2017 Elsevier Ltd. All rights reserved.

Introduction

There has been a longstanding interest in investigating motivation and cognitive control as modulators of goal-directed behavior. However, only recently have researchers begun to examine these two processes in terms of their integrated influence on behavior and the brain [1,2]. Here we review recent studies on motivation–cognition interactions, while highlighting key unresolved issues in this burgeoning domain.

The challenge of operationalizing motivation

René Descartes once contended that the ‘passions’ in human nature ‘dispose our soul to want the things that nature decides are useful for us, and to persist in this volition; and [to bring about] the agitation of the spirits which customarily causes them to dispose the body to

those movements that help bring about those useful things [3].’ Although to modern ears this quotation initially seems overly baroque, upon deeper inspection it reveals a surprisingly apt description of what could be considered the four central dimension of motivation: value/utility (things of use), anticipatory affect (passion, desire, and persistence), activation/energization (agitation of the spirits), and directed action (disposing the body to movement).

In the scientific literature, motivation has been characterized as the energization and direction of behavior, response vigor, arousal and intensity of motor output, or as a biologically-driven impulse that compels an organism to act [4–7]. Since the concept of motivation was created to provide a theoretical framework to describe a diverse range of behaviors (e.g., approach, avoidance), a precise operationalization of this multifaceted construct has proved to be challenging. Despite valiant efforts, researchers have yet to agree upon a unified definition and comprehensive framework for this elusive construct [7,8].

Nevertheless, the term ‘motivation’ is consistently used to describe when an external or internal incentive alters the biological system (i.e., generates a ‘motivated state’) to stimulate an observable change in behavior. It is generally assumed that providing incentives (e.g., offering rewards or threats/penalties) can induce such motivational states, which then lead to dynamic adjustments in cognitive processing, and consequently, influence behavior. However, open questions remain regarding the mechanisms that underlie such motivation–cognition interactions.

A further point to acknowledge is that motivation has been found to influence a broad range of cognitive processes, that is, attention [9,10], learning [11,12], memory [13,14], and perception [15,16]. Here, we emphasize studies that have examined motivation as it relates to cognitive control, a key interaction underlying goal-directed behavior.

The interactions of motivation and cognitive control

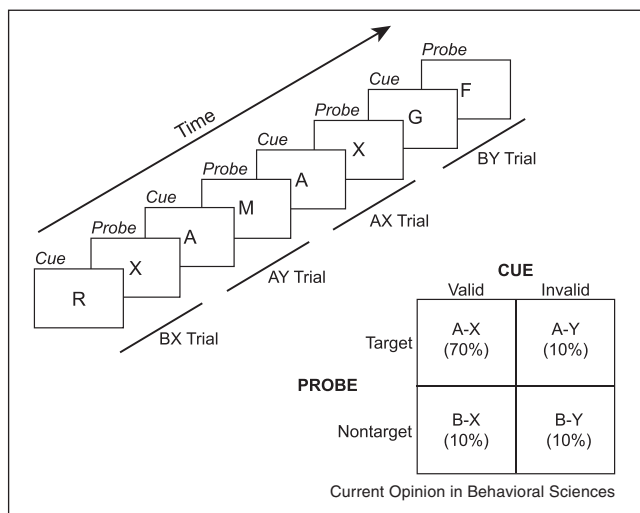
The recent literature in this domain can be organized around three central questions. First, is there evidence that motivation selectively enhances cognitive control? Second, what are the neural mechanisms that give rise to these interactions? Third, why is motivation relevant for overcoming costs of cognitive control?

Selective motivation–cognitive control enhancements?

The claim that motivation preferentially impacts tasks with higher cognitive control demands is compelling and provocative [2*]. Demonstrating it would require two steps: (1) isolation of a selective measure of cognitive control and (2) showing that this measure is significantly enhanced under high motivational value conditions (e.g., when incentives are offered). Some tasks include selective behavioral measures that isolate control processing, such as task switching, conflict paradigms (e.g., Stroop, flanker), response inhibition tasks (e.g., go/no-go, stop signal) and context processing paradigms (e.g., AX-CPT). In task-switching paradigms the control measure is the mixing or switching cost (i.e., switch–no switch), while in the Stroop and flanker tasks it is the interference effect (i.e., incongruent–congruent), and in the stop-signal task it is the stop-signal reaction time (i.e., time required to inhibit an initiated response). Finally, in AX-CPT tasks, cognitive control is indexed by performance on AY and BX lure trials (Figure 1).

Monetary incentives appear to enhance cognitive control performance via increased proactive control — the utilization of preparatory tasks and/or contextual cues to increase accuracy and reduce response times

Figure 1



Schematic of classic version of AX-CPT paradigm. Single letters are visually displayed as a series of cue–probe pairs. Here, the target pair is the occurrence of an X probe followed immediately an A cue. Of the three nontarget trial types, BY trials (where B refers to any non-A cue and Y refers to any non-X probe) provide a low-demand baseline general performance index, while BX and AY serve as low-frequency lures that selectively index cognitive control (each lure type typically occurs with 10% frequency). A range of studies with this paradigm have found that optimal utilization of contextual cues can eliminate typical interference effects observed in BX trials, because in these trials the contextual cue allows for fully accurate preparation of a non-target response [74–76]. By contrast, enhanced proactive control increases interference on AY trials, since contextually based preparation of a target response is invalid in these trials.

[17**,18,19]. Recent studies have observed that anticipation of reward incentives selectively reduces switch costs in task-switching paradigms [20,21]. Likewise, Chiew and Braver (2016) found that task-informative cues in the flanker task (indicating whether an upcoming trial was incongruent) could reduce interference effects, but only when cues were combined with rewards and sufficient preparation time [17**]. Thus, reward incentives seem most effective in modulating cognitive control in a proactive and preparatory manner [22*].

However, motivational enhancements of proactive control can both benefit and impair task performance. This phenomenon has been most directly examined within the AX-CPT paradigm [23–25,26**]. Hefer and Dreisbach (2017) observed that reward motivation manipulations led to persistent increased use of contextual cue information, even under conditions which result in sub-optimally high AY errors (i.e., reduced BX interference but increased AY interference) [26**], providing evidence for both costs and benefits of reward motivation on proactive control.

Others have found that motivational incentives enhance reactive control (i.e., rapid adjustment of control in response to performance monitoring). Boehler *et al.* (2014) observed that rewards speeded up response inhibition in a stop-signal task without preparatory cues, revealing that rewards also facilitate inhibitory responding, even when proactive mechanisms are likely not engaged [27**]. More research is needed to determine the relevant boundary conditions for when motivational manipulations will result in proactive versus reactive control enhancements.

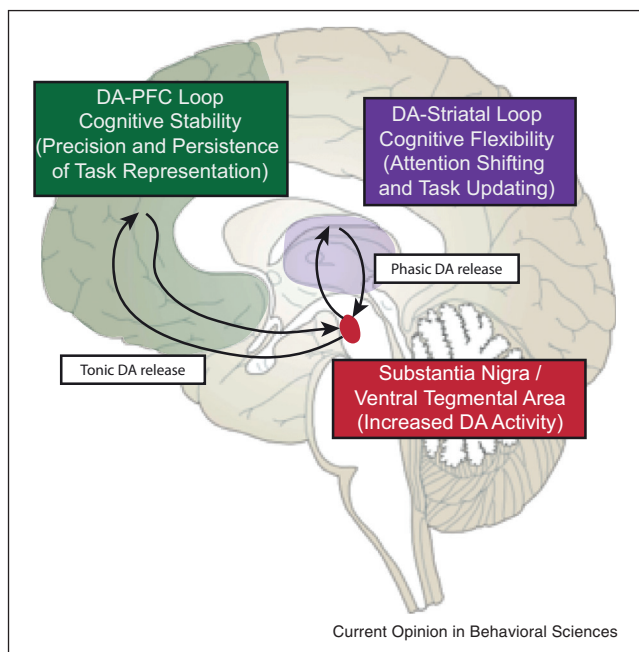
What are the neural mechanisms by which motivation impacts cognitive control?

Dopamine (DA) is hypothesized to play a key role in motivation–cognition interface [28], with tonic DA activity postulated to mediate the relationship between average reward and movement vigor [29,30]. Movement vigor appears to reflect a general arousal process, which leads to quicker responding in a high reward context, and has been considered a characteristic behavioral measure of motivation [31,32]. Rigoli and colleagues (2016) examined this hypothesis in a visual search task in which participants received monetary rewards which varied block-wise (\$1, \$6, \$11), independent of a \$3 reward earned for accurate performance within each trial [33**]. Higher average reward (manipulated across blocks) was associated with increased motor vigor (measured by button pressing force). These effects were mediated by activation in subcortical brain regions with high DA neuronal concentration, bolstering the role of DA as critical in regulating movement vigor. However, increased vigor in higher reward contexts may not directly entail selective enhancement of cognitive control mechanisms (e.g., vigor may alternatively reflect priming of the motor systems).

Another hypothesis is that motivated cognitive control arises from DA modulation of both striatum and PFC via parallel neural pathways (Figure 2). Cools (2016) hypothesized that PFC DA facilitates stabilization of current goal representations (via tonic DA release), whereas striatal DA disrupts these representations via attention shifting and/or task-set updating in response to unexpected relevant stimuli (via phasic DA release) [34^{*}]. This dynamic tradeoff between cognitive stability and flexibility [22^{*}] may explain the sometimes paradoxical detrimental effects of monetary rewards on cognitive control, as both excessive and insufficient PFC DA may impair the ability to maintain task representations in working memory over time (i.e., U-shaped DA effects) [35–37].

Interactions between motivational signals from dopaminergic midbrain and PFC consistently enhance cognitive control [38,39], and may even selectively target specific levels of cognitive control hierarchy in lateral PFC (e.g., posterior-to-anterior gradient corresponding to task rule abstraction). Bahlmann and colleagues (2015) found evidence consistent with this idea, and observed that the strongest motivational effects in lateral PFC corresponded to mid-level task representations, which were

Figure 2



Dopamine (DA) may have differential effects on motivated behavior. It has been hypothesized that tonic release of DA in the prefrontal cortex (PFC) may facilitate the precision and persistence of current task goal representations (i.e., cognitive stability). By contrast, phasic release of DA in the striatum may facilitate attention shifting and updating of task goal representations based upon unexpected, behaviorally important stimuli (i.e., cognitive flexibility). Tonic DA is also hypothesized to mediate the relationship between reward rate and response vigor in tasks, although the neural pathway of such effects has not been well investigated (not shown in figure).

accompanied by increased functional coupling between the DA midbrain and lateral PFC [40^{**}].

However, the exact mechanism by which motivation enhances control remains unknown. One hypothesis is that motivation improves the signal-to-noise ratio in the neural coding of task rules within PFC, thus increasing the efficacy and precision of cognitive control performance. Such an account would be consistent with classical experimental and computational studies of DA effects on PFC activation [41–45]. Etzel *et al.* (2015) reported data consistent with this account, as they used multivariate pattern analyses to decode task representations on a trial-by-trial basis under reward motivation manipulations. There, incentives not only sharpened task representations in frontoparietal cortex (i.e., more discriminable voxel patterns in each task), but also increased task decoding accuracy, with the latter statistically mediating improvements in task performance [46]. Together, these studies suggest that motivational incentives impact cognitive control via dopaminergic signaling to frontoparietal control network, thus facilitating more effective, stable, and precise task representations.

Why is motivation relevant for overcoming the costs of cognitive control?

Cognitive control, specifically utilizing cognitive resources in the service of decision-making, is intrinsically costly [47,48]. The term ‘cognitive effort’ typically refers to the subjective experience of up-regulating the cognitive control system during goal-pursuit, and is often considered to be a canonical metric for the cost of cognitive control engagement [47]. Individuals are less willing to engage in cognitively demanding tasks if the allocated effort costs outweigh the expected benefit [49–51].

Motivation may act as a modulatory factor that offsets these effort costs. Manohar and colleagues (2015) proposed a computational framework which argued that motivation improves task performance beyond normal bounds (e.g., faster and more accurate/precise choices in motor and decision tasks) [52^{**}]. Thus, task performance can be improved without contravening the speed-accuracy trade-off. However, missing from this framework is an explanation of why cognitive control is costly to begin with. One speculation is that recruiting cognitive control detracts from available cognitive resources in a limited capacity system, thus representing an opportunity cost [53^{*}]. Importantly, what makes such costs ‘expensive’ or ‘cheap’ depends on whether using that resource involves forgoing another beneficial use or not, respectively.

These ideas are consistent with the *Value-Based Cognitive Control (VBCC)* framework, which posits that engaging cognitive control can be construed as an economic decision between the estimated subjective/computational costs of control weighed against the expected benefits

of enhanced control [54]. Broadly, VBCC opens up a novel domain of quantifying effort, and argues that motivation and cognitive effort are juxtaposed: higher motivational value can offset higher effort costs in shaping control policy selection and behavior. In other words, appetitive motivation should increase the subjective value of the current option, thus decreasing the opportunity cost of exerting cognitive control to obtain it. Conversely, aversive motivation should offset potential benefits of reward, such that a negative option should decrease cognitive control engagement.

In this framework, DA is theorized to modulate the efficacy of control through titration of the precision and persistence of task representations [55]. Precision refers to the clarity of the task goal representation in the brain (i.e., sharpness, signal-to-noise ratio), whereas persistence refers to the duration over which these task goal representations are actively maintained (i.e., sustained elevations in neuronal activity). Because of the well-established limited capacity of active goal maintenance, the degree to which an individual commits to representing a task goal clearly and persistently incurs an opportunity cost, that is, they forgo the chance to use those cognitive resources for alternative tasks. Thus, motivationally triggered DA release in the PFC should facilitate goal-directed task performance and reduce control costs.

Although these ideas regarding the role of DA in motivating cognitive control have been laid out conceptually [56^{*}], there is still a lack of convincing experimental support. The most direct evidence would be to demonstrate a multi-way link between increased motivational value, increased DA release and neural changes within PFC, which together mediate improvements in behavioral cognitive control measures. Such evidence may be hard to obtain with current neuroscience methods, but a potentially promising route is to utilize simultaneous PET-fMRI to co-localize changes in DA release (via radioligand binding) with changes in PFC BOLD activity.

Open issues

In our opinion, two important factors require further investigation to make progress in this domain: (1) Pavlovian versus instrumental influences of motivational incentives; and (2) effects of motivational valence and conflict.

Pavlovian versus instrumental effects of motivational incentives

The dichotomy between Pavlovian versus instrumental control of behavior has long played an influential role in the study of motivation [57], but researchers have only recently started to examine this distinction in terms of effects on human decision-making [58,59^{*}]. Pavlovian control refers to a behavioral reflex elicited by predictive

stimuli associated with appetitive or aversive outcome (e.g., approach, withdrawal), while instrumental control refers to learning of the stimulus-dependent contingency between responses and outcomes (e.g., a rat must press a lever to earn a food pellet reward). Thus, in instrumental paradigms, motivational incentives are typically used to reinforce or punish behavioral responding (e.g., presenting food pellets will increase lever pressing, whereas presenting shocks will decrease lever pressing).

Researchers have attempted to disentangle these dissociable influences in simple decision tasks (e.g., stimulus–response associations, go–no-go tasks) [60]. Some have proposed that instrumental responses are unsigned and therefore not sensitive to the valence of the motivational incentive driving the behavior, whereas Pavlovian conditioned responses are evolutionarily hard wired and thus explicitly linked to incentive valence [61]. These distinct mechanisms appear to have orthogonal effects in modulating simple decisions, with instrumental influences giving rise to more specific enhancement of behavioral responding, whereas Pavlovian influences may lead to a general excitatory or inhibitory bias on instrumental responding (Figure 3a).

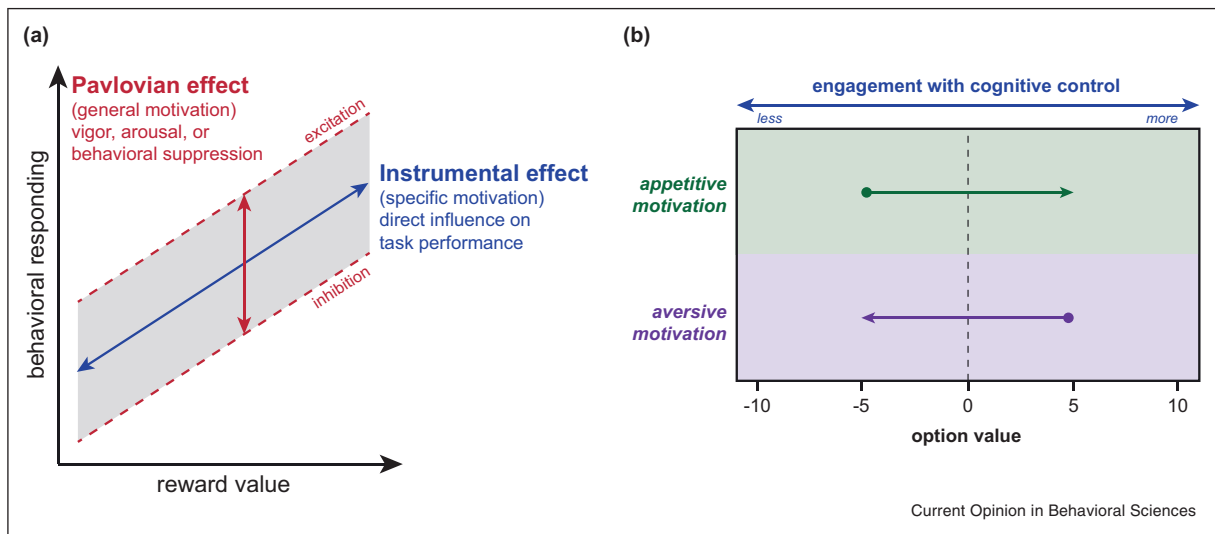
However, it remains ambiguous whether motivational enhancements of cognitively controlled behavior might reflect Pavlovian as well as instrumental mechanisms. One approach for investigating this question would be to use well-established Pavlovian Instrumental Transfer (PIT) paradigms [62], although to date these have not been examined within the context of motivation–cognition interactions.

Valence and motivational conflict

Although motivational incentives are inherently valenced (e.g., appetitive, aversive), surprisingly few studies have examined this dimension in motivation–cognition interaction studies. Moreover, a broader unanswered question is how control processes are modulated by motivational conflict (i.e., integration of both appetitive and aversive incentives) [63,64].

A recent novel design developed by Yee *et al.* (2016) highlights these issues within the context of a cued task-switching paradigm [65], in which individuals must exert cognitive control to earn money, but are provided with liquid incentives of differing valences (e.g., appetitive, neutral, aversive) as task performance feedback [66^{**}]. Motivational conflict occurs in the aversive liquid block, as subjects must integrate the prospect of saltwater delivery (as performance feedback) with potential monetary earnings in deciding whether to enhance cognitive control and maximize reward rate. The parametric effect of these bundled incentives suggests that humans indeed integrate different incentives into a net motivational value that modulates cognitively controlled

Figure 3



(a) Reward incentives may have parallel effects on motivation and behavioral responding via both Pavlovian and instrumental control influences. The Pavlovian effect may reflect a general motivation mechanism, such that the valence of an incentive biases responding in an overall excitatory (e.g., arousal, vigor) or inhibitory manner (e.g., behavioral suppression). Instrumental influences may implement a more directed motivation mechanism (e.g., specific enhancement of task performance). These two effects may occur simultaneously and alter behavioral responding via parallel mechanisms, but this distinction has not yet been fully explored within the context of cognitive control. **(b)** The engagement of cognitive control might be construed as an economic decision. In the case of motivational conflict — consideration of an option that has both associated costs and benefits (e.g., money and saltwater) — appetitive motivation can be used to increase the subjective value of an option, thus offsetting the cost of engaging cognitive control (which would otherwise have negative subjective value; top panel). By contrast, aversive motivation has the opposite influence, decreasing the value of an otherwise attractive option (i.e., with positive appetitive value), and reducing cognitive control engagement via motivational conflict (bottom panel).

behavior (i.e., better performance on juice + money trials, poorer performance on saltwater + money trials compared with tasteless liquid + money; Figure 3b). As the foregoing suggests, motivational valence is an important dimension that should be more systematically explored in future investigations of motivation–cognition interactions, as it may lead to deeper insights regarding more complex issues, such as incentive integration (i.e., bundling) and motivational conflict [67–69].

Conclusions

Recent studies of motivation–cognitions have primarily focused on understanding whether, how, and why motivation interacts with cognitive control. The recent VBCC framework conceptualizes the motivation–cognition interaction as a decision-making process that juxtaposes motivation and cognitive effort costs. We suggest promising future directions regarding how to incorporate Pavlovian versus instrumental influences and motivational valence/conflict into this research domain. It is our hope that this review spurs future innovative investigations, which could also extend into broader relevant issues such as aging and developmental trajectories [70–72], and the neural mechanisms of psychopathology [73].

Conflict of interest statement

Nothing declared.

Acknowledgements

DMY was supported by funding from the National Institute on Drug Abuse (F31-DA042574). TSB was supported by the National Institute of Mental Health and National Institute on Aging (R21-MH105800; R37-MH066078; R21-AG058206-01). Additionally, the authors gratefully acknowledge the members of the CCP lab for helpful productive discussion and assistance in the investigation of these topics.

References and recommended reading

Papers of particular interest, published within the period of review, have been highlighted as:

- of special interest
- of outstanding interest

1. Braver TS, Krug MK, Chiew KS, Kool W, Westbrook JA, Clement NJ *et al.*: **Mechanisms of motivation–cognition interaction: challenges and opportunities.** *Cogn Affect Behav Neurosci* 2014, **14**:443–472 <http://dx.doi.org/10.3758/s13415-014-0300-0>.
2. Botvinick MM, Braver TS: **Motivation and cognitive control: from behavior to neural mechanism.** *Annu Rev Psychol* 2015 <http://dx.doi.org/10.1146/annurev-psych-010814-015044>.
A comprehensive review of motivation and cognitive control that addresses contemporary issues and theoretical perspectives, and proposes several behavioral and neural mechanisms underlying this interaction.
3. Descartes 1596–1650 R. *The Passions of the Soul: an English Translation of Les Passions De l'Âme.* Hackett Pub. Co., [1989] ©1989; n.d.
4. Niv Y, Joel D, Dayan P: **A normative perspective on motivation.** *Trends Cogn Sci* 2006, **10**:375–381 <http://dx.doi.org/10.1016/j.tics.2006.06.010>.

5. Stellar JR, Stellar E: *The Neurobiology of Motivation and Reward*. Springer-Verlag New York Inc.; 1985.
6. Stellar E: **The physiology of motivation**. *Psychol Rev* 1954:61.
7. Berridge KC: **Motivation concepts in behavioral neuroscience**. *Physiol Behav* 2004, **81**:179-209 <http://dx.doi.org/10.1016/j.physbeh.2004.02.004>.
8. Dickinson A, Balleine B: **Motivational control of instrumental action**. *Curr Dir Psychol Sci* 1995, **4**:162-167.
9. Pessoa L, Engelmann JB: **Embedding reward signals into perception and cognition**. *Front Neurosci* 2010, **4**:1-8 <http://dx.doi.org/10.3389/fnins.2010.00017>.
10. Rothkirch M, Schmack K, Deserno L, Darmohray D, Sterzer P: **Attentional modulation of reward processing in the human brain**. *Hum Brain Mapp* 2014, **35**:3036-3051 <http://dx.doi.org/10.1002/hbm.22383>.
11. Daw ND, Shohamy D: **The cognitive neuroscience of motivation and learning**. *Soc Cogn* 2008, **26**:593-620 <http://dx.doi.org/10.1521/soco.2008.26.5.593>.
12. Dayan P, Balleine B: **Reward, motivation, and reinforcement learning**. *Neuron* 2002, **36**:285-298 [http://dx.doi.org/10.1016/S0896-6273\(02\)00963-7](http://dx.doi.org/10.1016/S0896-6273(02)00963-7).
13. Miendlarzewska EA, Bavelier D, Schwartz S: **Influence of reward motivation on human declarative memory**. *Neurosci Biobehav Rev* 2016, **61**:156-176 <http://dx.doi.org/10.1016/j.neubiorev.2015.11.015>.
14. Adcock RA, Thangavel A, Whitfield-Gabrieli S, Knutson B, Gabrieli JDE: **Reward-motivated learning: mesolimbic activation precedes memory formation**. *Neuron* 2006:507-517 <http://dx.doi.org/10.1016/j.neuron.2006.03.036>.
15. Spaniol J, Voss A, Bowen HJ, Grady CL: **Motivational incentives modulate age differences in visual perception**. *Psychol Aging* 2011, **26**:932-939 <http://dx.doi.org/10.1037/a0023297>.
16. Rothkirch M, Sterzer: **The role of motivation in visual information processing**. *Motiv. Cogn. Control*. Routledge; 2015:23-49.
17. Chiew KS, Braver TS: **Reward favors the prepared: incentive •• and task-informative cues interact to enhance attentional control**. *J Exp Psychol Hum Percept Perform* 2016, **42**:52-66.
A behavioral study which observed that task-informative cues and reward effects in a flanker task, suggesting that reward incentives may modulate proactive control mechanisms.
18. Dreisbach G, Fischer R: **The role of affect and reward in the conflict-triggered adjustment of cognitive control**. *Front Hum Neurosci* 2012, **6**:342 <http://dx.doi.org/10.3389/fnhum.2012.00342>.
19. Braem S, Hickey C, Duthoo W, Notebaert W: **Reward determines the context-sensitivity of cognitive control of reward determines the context-sensitivity of cognitive control**. *J Exp Psychol Hum Percept Perform* 2014, **40**:1769-1778 <http://dx.doi.org/10.1037/a0037554>.
20. Umemoto A, Holroyd CB: **Task-specific effects of reward on task switching**. *Psychol Res* 2015:698-707 <http://dx.doi.org/10.1007/s00426-014-0595-z>.
21. Kleinsorge T, Rinkenauer G: **Effects of monetary incentives on task switching**. *Exp Psychol* 2012, **59**:216-226 <http://dx.doi.org/10.1027/1618-3169/a000146>.
22. Goschke T, Bolte A: **Emotional modulation of control dilemmas: • the role of positive affect, reward, and dopamine in cognitive stability and flexibility**. *Neuropsychologia* 2014, **62**:403-423 <http://dx.doi.org/10.1016/j.neuropsychologia.2014.07.015>.
An extensive review which discusses the role of reward motivation and dopamine release in modulating cognitive stability and flexibility of task representations during goal-directed behavior.
23. Chiew KS, Braver TS: **Temporal dynamics of motivation–cognitive control interactions revealed by high-resolution pupillometry**. *Front Psychol* 2013:4 <http://dx.doi.org/10.3389/fpsyg.2013.00015>.
24. Chiew KS, Braver TS: **Dissociable influences of reward motivation and positive emotion on cognitive control**. *Cogn Affect Behav Neurosci* 2014, **14**:509-529 <http://dx.doi.org/10.3758/s13415-014-0280-0>.
25. Fröber K, Dreisbach G: **The differential influences of positive affect, random reward, and performance-contingent reward on cognitive control**. *Cogn Affect Behav Neurosci* 2014, **14**:530-547 <http://dx.doi.org/10.3758/s13415-014-0259-x>.
26. Hefer C, Dreisbach G: **How performance-contingent reward •• prospect modulates cognitive control: increased cue maintenance at the cost of decreased flexibility**. *J Exp Psychol Learn Mem Cogn* 2017 <http://dx.doi.org/10.1037/xlm0000397>.
A behavioral study using the AX-CPT paradigm illustrating that reward-related enhancement of proactive control can both benefit and impair task performance; specifically, improving the ability to perform tasks that utilize contextual information and impairing the ability to perform tasks where contextually-based preparation is invalid.
27. Boehler CN, Schevernels H, Hopf J-M, Stoppel CM, Krebs RM: **Reward prospect rapidly speeds up response inhibition via reactive control**. *Cogn Affect Behav Neurosci* 2014 <http://dx.doi.org/10.3758/s13415-014-0251-5>.
A behavioral study which demonstrates that anticipation of reward incentives can enhance reactive control mechanisms.
28. Aarts E, van Holstein M, Cools R: **Striatal dopamine and the interface between motivation and cognition**. *Front Psychol* 2011, **2**:1-11 <http://dx.doi.org/10.3389/fpsyg.2011.00163>.
29. Niv Y: **Cost, benefit, tonic, phasic: what do response rates tell us about dopamine and motivation?** *Ann N Y Acad Sci* 2007, **1104**:357-376 <http://dx.doi.org/10.1196/annals.1390.018>.
30. Beierholm U, Guitart-Masip M, Economides M, Chowdhury R, Düzél E, Dolan R *et al.*: **Dopamine modulates reward-related vigor**. *Neuropsychopharmacology* 2013, **38**:1495-1503 <http://dx.doi.org/10.1038/npp.2013.48>.
31. Dudman JT, Krakauer JW: **The basal ganglia: from motor commands to the control of vigor**. *Curr Opin Neurobiol* 2016, **37**:158-166 <http://dx.doi.org/10.1016/j.conb.2016.02.005>.
32. Manohar SG, Finzi RD, Drew D, Husain M: **Distinct motivational effects of contingent and noncontingent rewards**. *Psychol Sci* 2017:1-11 <http://dx.doi.org/10.1177/0956797617693326>.
33. Rigoli F, Chew B, Dayan P, Dolan RJ: **The dopaminergic •• midbrain mediates an effect of average reward on Pavlovian vigor**. *J Cogn Neurosci* 2016, **26**:1-15 http://dx.doi.org/10.1162/jocn_a_00972.
An fMRI study which examined the relationship between average reward rate (manipulated by monetary incentives) and motor vigor, and observed that BOLD signal from dopaminergic brain regions mediated this relationship.
34. Cools R: **The costs and benefits of brain dopamine for • cognitive control**. *WIREs Cogn Sci* 2016, **7**:317-329 <http://dx.doi.org/10.1002/wcs.1401>.
A recent review which argues that dopamine plays central role in cost-benefit decision making, specifically that differential dopaminergic release to the PFC and striatum may influence cognitive stability versus flexibility, respectively.
35. Aarts E, Wallace DL, Dang LC, Jagust WJ, Cools R, D'Esposito M: **Dopamine and the cognitive downside of a promised bonus**. *Psychol Sci* 2014, **25**:1003-1009 <http://dx.doi.org/10.1177/0956797613517240>.
36. Bloemendaal M, Van Schouwenburg MR, Miyakawa A, Aarts E, D'Esposito M, Cools R: **Dopaminergic modulation of distracter-resistance and prefrontal delay period signal**. *Psychopharmacology (Berl)* 2015, **232**:1061-1070 <http://dx.doi.org/10.1007/s00213-014-3741-9>.
37. Fallon SJ, Williams-Gray CH, Barker RA, Owen AM, Hampshire A: **Prefrontal dopamine levels determine the balance between cognitive stability and flexibility**. *Cereb Cortex* 2013, **23**:361-369 <http://dx.doi.org/10.1093/cercor/bhs025>.
38. Ardenne KD, Eshel N, Luka J, Lenartowicz A, Leigh E, December N *et al.*: **Role of prefrontal cortex and the midbrain dopamine system in working memory updating**. *Proc Natl Acad Sci U S A* 2012, **109**:19900-19909 <http://dx.doi.org/10.1073/pnas.1116727>.

39. Parro C, Dixon ML, Christoff K: **The neural basis of motivational influences on cognitive control: an ALE.** *bioRxiv* 2017:1-26. Retrieved from: <https://www.biorxiv.org/content/early/2017/03/02/113126>.
40. Bahlmann J, Aarts E, D'Esposito M: **Influence of motivation on control hierarchy in the human frontal cortex.** *J Neurosci* 2015, **35**:3207-3217 <http://dx.doi.org/10.1523/JNEUROSCI.2389-14.2015>.
An fMRI study that examined the motivational effects of monetary reward incentives on different levels of the cognitive control hierarchy in lateral prefrontal cortex (PFC), as well as functional coupling between dopaminergic midbrain and PFC.
41. Cohen JD, Braver TS, Brown JW: **Computational perspectives on dopamine function in prefrontal cortex.** *Curr Opin Neurobiol* 2002:223-229.
42. Durstewitz D, Seamans JK: **The computational role of dopamine D1 receptors in working memory.** *Neural Networks* 2002, **15**:561-572.
43. Sawaguchi T, Goldman-Rakic PS: **The role of D1-dopamine receptor in working memory: local injections of dopamine antagonists into the prefrontal cortex of rhesus monkeys performing an oculomotor delayed-response task.** *J Neurophysiol* 1994, **71**:515-528.
44. Vijayraghavan S, Wang M, Birnbaum SG, Williams GV, Arnsten AFT: **Inverted-U dopamine D1 receptor actions on prefrontal neurons engaged in working memory.** *Nat Neurosci* 2007, **10**:376-384 <http://dx.doi.org/10.1038/nn1846>.
45. Thurley K, Senn W, Lu H, Thurley K, Senn W: **Dopamine increases the gain of the input-output response of rat prefrontal pyramidal neurons.** *J Neurophysiol* 2008, **99**:2985-2997 <http://dx.doi.org/10.1152/jn.01098.2007>.
46. Etzel J, Cole MW, Zacks JM, Kay KN, Braver TS: **Reward motivation enhances task representation coding in frontoparietal cortex.** *Cereb Cortex* 2015:1-13 <http://dx.doi.org/10.1093/cercor/bhu327>.
47. Westbrook A, Kester D, Braver TS: **What is the subjective cost of cognitive effort? Load, trait, and aging effects revealed by economic preference.** *PLoS One* 2013, **8**:1-8 <http://dx.doi.org/10.1371/journal.pone.0068210>.
48. Kool W, Botvinick M: **The intrinsic cost of cognitive control.** *Behav Brain Sci* 2013, **36**:697-698 <http://dx.doi.org/10.1017/S0140525X1300109X>.
49. Kool W, McGuire JT, Rosen ZB, Botvinick MM: **Decision making and the avoidance of cognitive demand.** *J Exp Psychol Gen* 2010, **139**:665-682 <http://dx.doi.org/10.1037/a0020198>.
50. Dixon ML, Christoff K: **The decision to engage cognitive control is driven by expected reward-value: neural and behavioral evidence.** *PLoS One* 2012:7 <http://dx.doi.org/10.1371/journal.pone.0051637>.
51. Shenhav A, Musslick S, Lieder F, Kool W, Griffiths TL, Cohen JD *et al.*: **Toward a rational and mechanistic account of mental effort.** *Annu Rev Neurosci* 2017, **40**:99-124 <http://dx.doi.org/10.1146/annurev-neuro-072116-031526>.
52. Manohar SG, Chong TT, Apps MAJ, Jarman PR, Bhatia KP, Husain M *et al.*: **Reward pays the cost of noise reduction in motor and cognitive control.** *Curr Biol* 2015, **25**:1-10 <http://dx.doi.org/10.1016/j.cub.2015.05.038>.
A computational and behavioral study which proposes that motivational may offset the computational costs of exerting cognitive control.
53. Bureau Y, Sokol-hessner P, Daw ND: **Deciding how to decide: self-control and meta-decision making.** *Trends Cogn Sci* 2015, **19**:700-710 <http://dx.doi.org/10.1016/j.tics.2015.08.013>.
A recent review which present the idea that humans have limited available cognitive resources, and that exerting cognitive control may be 'expensive' because it incurs an opportunity cost.
54. Westbrook A, Braver T: **Cognitive effort: a neuroeconomic approach.** *Cogn Affect Behav Neurosci* 2015:395-415 <http://dx.doi.org/10.3758/s13415-015-0334-y>.
55. Durstewitz D, Seamans JK: **The dual-state theory of prefrontal cortex dopamine function with relevance to catechol-o-methyltransferase genotypes and schizophrenia.** *Biol Psychiatry* 2008, **64**:739-749 <http://dx.doi.org/10.1016/j.biopsych.2008.05.015>.
56. Westbrook A, Braver TS: **Dopamine does double duty in motivating cognitive effort.** *Neuron* 2016, **89**:695-710 <http://dx.doi.org/10.1016/j.neuron.2015.12.029>.
A proposed theoretical framework for the dual role of dopamine in functional modulation of motivated cognition and cognitive effort, with prefrontal DA modulating working memory circuits and striatal DA modulating value-based decision making.
57. Rescorla RA, Solomon RL: **Two-process learning theory: relationships between Pavlovian conditioning and instrumental learning.** *Psychol Rev* 1967, **74**:151-182.
58. Geurts DEM, Huys QJM, den Ouden HEM, Cools R: **Aversive Pavlovian control of instrumental behavior in humans.** *J Cogn Neurosci* 2013, **25**:1428-1441 http://dx.doi.org/10.1162/jocn_a_00425.
59. Guitart-Masip M, Huys QJM, Fuentemilla L, Dayan P, Duzel E, Dolan RJ: **Go and no-go learning in reward and punishment: Interactions between affect and effect.** *Neuroimage* 2012, **62**:154-166 <http://dx.doi.org/10.1016/j.neuroimage.2012.04.024>.
A recent framework outlining Pavlovian versus instrumental influences in terms of their dissociable effects on decision-making and behavior.
60. Huys QJM, Cools R, Glözer M, Friedel E, Heinz A, Dolan RJ *et al.*: **Disentangling the roles of approach, activation and valence in instrumental and Pavlovian responding.** *PLoS Comput Biol* 2011:7 <http://dx.doi.org/10.1371/journal.pcbi.1002028>.
61. Guitart-Masip M, Duzel E, Dolan R, Dayan P: **Action versus valence in decision making.** *Trends Cogn Sci* 2014, **18**:194-202 <http://dx.doi.org/10.1016/j.tics.2014.01.003>.
62. Cartoni E, Balleine B, Baldassarre G: **Appetitive Pavlovian-instrumental transfer: a review.** *Neurosci Biobehav Rev* 2016, **71**:829-848 <http://dx.doi.org/10.1016/j.neubiorev.2016.09.020>.
63. Aupperle RL, Melrose AJ, Francisco A, Paulus MP, Stein MB: **Neural substrates of approach-avoidance conflict decision-making.** *Hum Brain Mapp* 2015, **36**:449-462 <http://dx.doi.org/10.1002/hbm.22639>.
64. Pessiglione M, Delgado MR: **The good, the bad and the brain: neural correlates of appetitive and aversive values underlying decision making.** *Curr Opin Behav Sci* 2015, **5**:78-84 <http://dx.doi.org/10.1016/j.cobeha.2015.08.006>.
65. Minear M, Shah P: **Training and transfer effects in task switching.** *Mem Cognit* 2008, **36**:1470-1483 <http://dx.doi.org/10.3758/MC.36.8.1470>.
66. Yee D, Krug MK, Allen A, Braver TS: **Humans integrate monetary and liquid incentives to motivate cognitive task performance.** *Front Psychol* 2016, **6**:1-17 <http://dx.doi.org/10.3389/fpsyg.2015.02037>.
A behavioral study which examined valence effects (i.e., appetive vs. aversive motivation) on cognitively controlled behavior, especially in the case of motivational conflict.
67. Camille N, Griffiths CA, Vo K, Fellows LK, Kable JW: **Ventromedial frontal lobe damage disrupts value maximization in humans.** *J Neurosci* 2011, **31**:7527-7532 <http://dx.doi.org/10.1523/JNEUROSCI.6527-10.2011>.
68. FitzGerald THB, Seymour B, Dolan RJ: **The role of human orbitofrontal cortex in value comparison for incommensurable objects.** *J Neurosci* 2009, **29**:8388-8395 <http://dx.doi.org/10.1523/JNEUROSCI.0717-09.2009>.
69. Barron HC, Dolan RJ, Behrens TEJ: **Online evaluation of novel choices by simultaneous representation of multiple memories.** *Nat Neurosci* 2013, **16**:1492-1498 <http://dx.doi.org/10.1038/nn.3515>.
70. Samanez-Larkin GR, Knutson B: **Decision making in the ageing brain: changes in affective and motivational circuits.** *Nat Rev Neurosci* 2015:16 <http://dx.doi.org/10.1038/nrn3917>.
71. Luna B, Paulsen DJ, Padmanabhan A, Geier C: **The teenage brain: cognitive control and motivation.** *Curr Dir Psychol Sci* 2013, **22**:94-100 <http://dx.doi.org/10.1177/0963721413486971>.

72. Luciana M, Collins PF: **Incentive motivation, cognitive control, and the adolescent brain: is it time for a paradigm shift?** *Child Dev Perspect* 2012, **6**:392-399 <http://dx.doi.org/10.1111/j.1750-8606.2012.00252.x>.
73. Foussias G, Siddiqui I, Fervaha G, Mann S, McDonald K, Agid O *et al.*: **Motivated to do well: an examination of the relationships between motivation, effort, and cognitive performance in schizophrenia.** *Schizophr Res* 2015, **166**:276-282 <http://dx.doi.org/10.1016/j.schres.2015.05.019>.
74. Braver TS, Cohen JD, Barch DM: **The role of prefrontal cortex in normal and disordered cognitive control: a cognitive neuroscience perspective.** In *Princ. Front. Lobe Funct.*. Edited by Stuss DT, Knight RT. Oxford University Press; 2002:428-448.
75. Braver TS, Paxton JL, Locke HS, Barch DM: **Flexible neural mechanisms of cognitive control within human prefrontal cortex.** *Proc Natl Acad Sci U S A* 2009, **106**:7351-7356 <http://dx.doi.org/10.1073/pnas.0808187106>.
76. Gonthier C, Macnamara BN, Chow M, Conway ARA, Braver TS: **Inducing proactive control shifts in the AX-CPT.** *Front Psychol* 2016, **7**:1-14 <http://dx.doi.org/10.3389/fpsyg.2016.01822>.