

How are Delaware families using their Child Tax Credit payments?

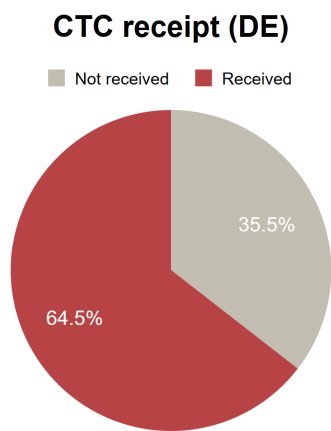
Evidence from Census Data

Stephen Roll, PhD; Yung Chun, PhD; Laura Brugger, MA; Leah Hamilton, PhD

The temporary expansion of the Child Tax Credit (CTC) is projected to cut American child poverty by more than half. The CTC expansion provides families with \$3,600 for every child in the household under the age of six, and \$3,000 for every child between the ages of six and 17. The vast majority of U.S. families with children are eligible for the CTC.

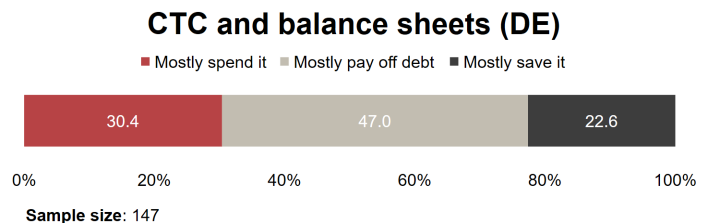
In this research brief, we use data from the Census Household Pulse survey to examine how a representative sample of Delaware families making less than \$150,000 a year report using their CTC payments. This survey was administered between July 21st and August 16th, covering the period in which the first two CTC payments were deposited in families' bank accounts.

Key Finding 1: 65% of eligible DE families received the CTC.



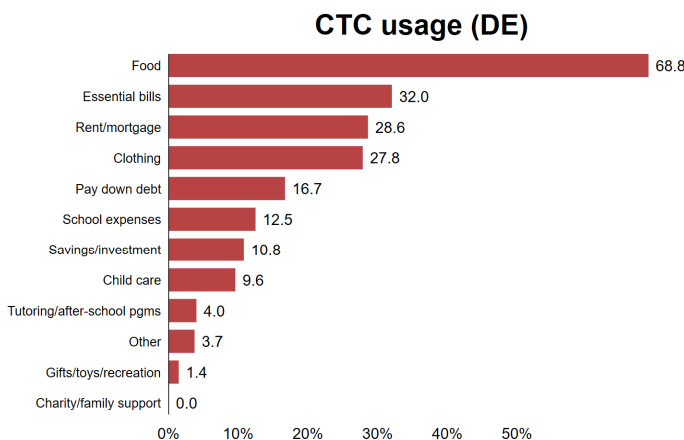
Sample size: 232

Key Finding 2: 47% of DE families reported mostly using their CTC to pay down debt, 23% mostly saved their CTC, and 30% mostly spent it.



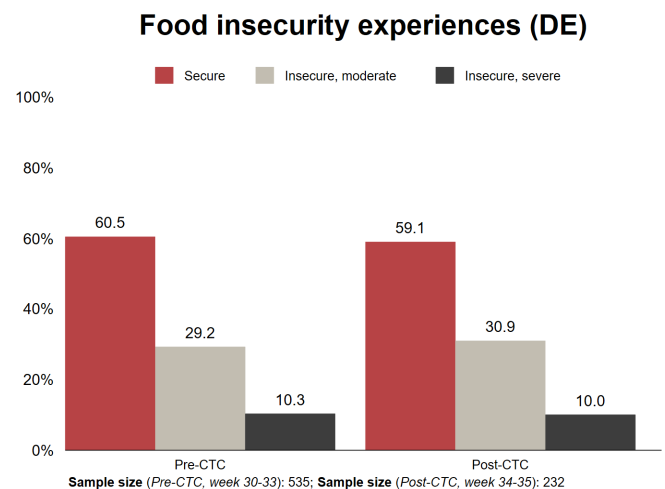
Sample size: 147

Key Finding 3: The most common uses of the CTC payments among DE families were purchasing food for their family (69%), managing bills (32%), and paying for housing (29%).



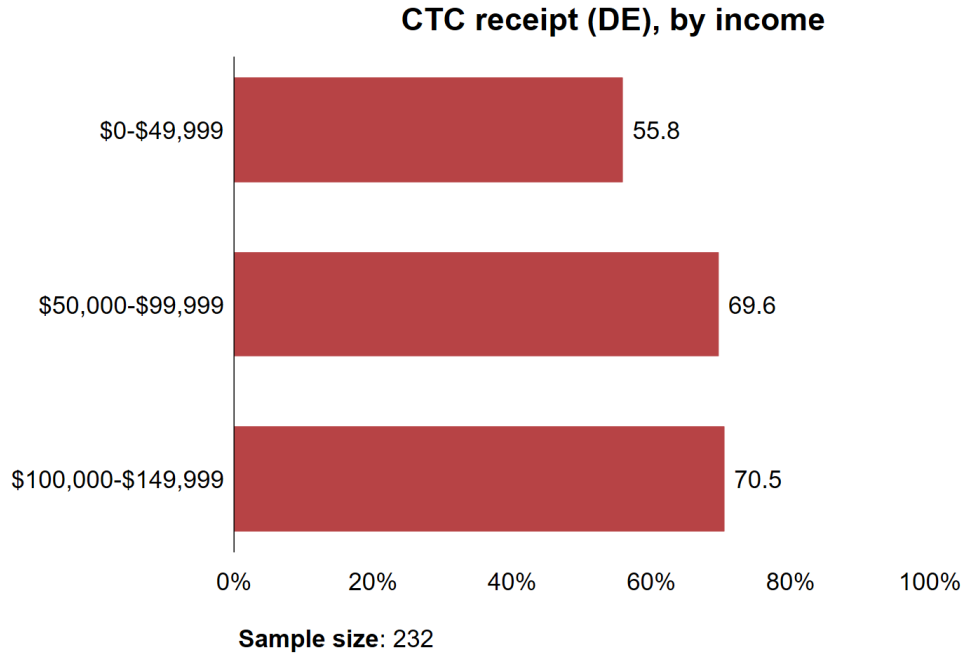
Sample size: 147

Key Finding 4: Food insecurity rates were roughly flat among DE families after the CTC payments went out.



Sample size (Pre-CTC, week 30-33): 535; Sample size (Post-CTC, week 34-35): 232

Key Finding 5: Around 70% of families in the middle and high income categories in DE received the CTC, while only 56% of those in the low income category did.



Key Finding 6: Over half of families in the low and high income categories mostly used the CTC to pay down debt, while those in the middle income category were more likely to mostly spend it.

