

How are Maryland families using their Child Tax Credit payments?

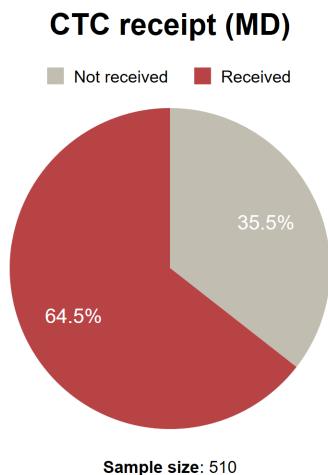
Evidence from Census Data

Stephen Roll, PhD; Yung Chun, PhD; Laura Brugger, MA; Leah Hamilton, PhD

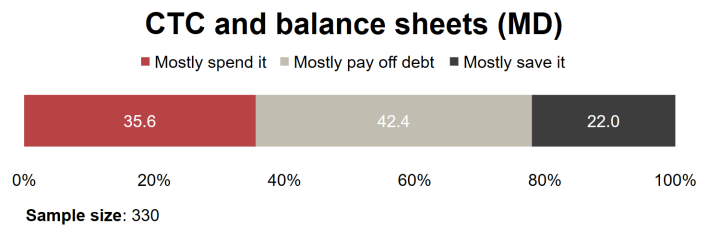
The temporary expansion of the Child Tax Credit (CTC) is projected to cut American child poverty by more than half. The CTC expansion provides families with \$3,600 for every child in the household under the age of six, and \$3,000 for every child between the ages of six and 17. The vast majority of U.S. families with children are eligible for the CTC.

In this research brief, we use data from the Census Household Pulse survey to examine how a representative sample of Maryland families making less than \$150,000 a year report using their CTC payments. This survey was administered between July 21st and August 16th, covering the period in which the first two CTC payments were deposited in families' bank accounts.

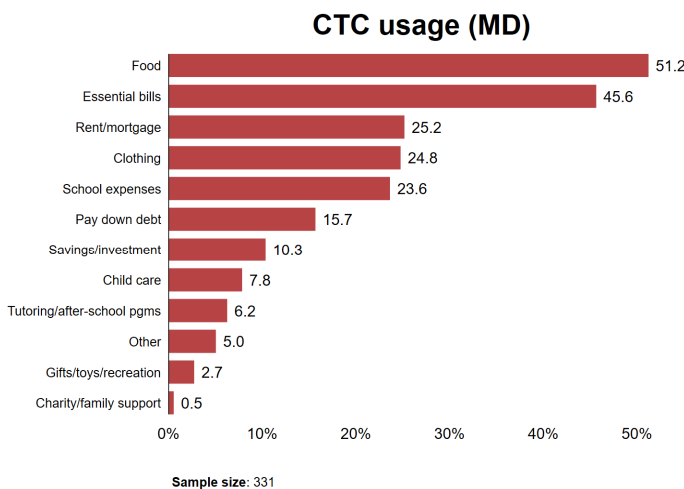
Key Finding 1: 65% of eligible MD families received the CTC.



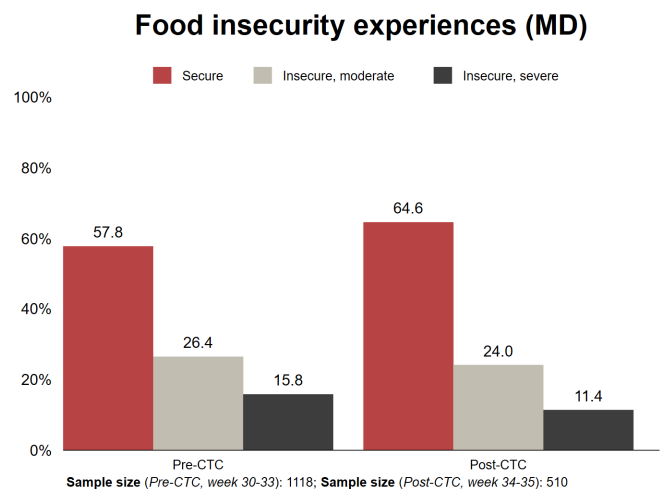
Key Finding 2: 42% of MD families reported mostly using their CTC to pay down debt, 22% mostly saved their CTC, and 36% mostly spent it.



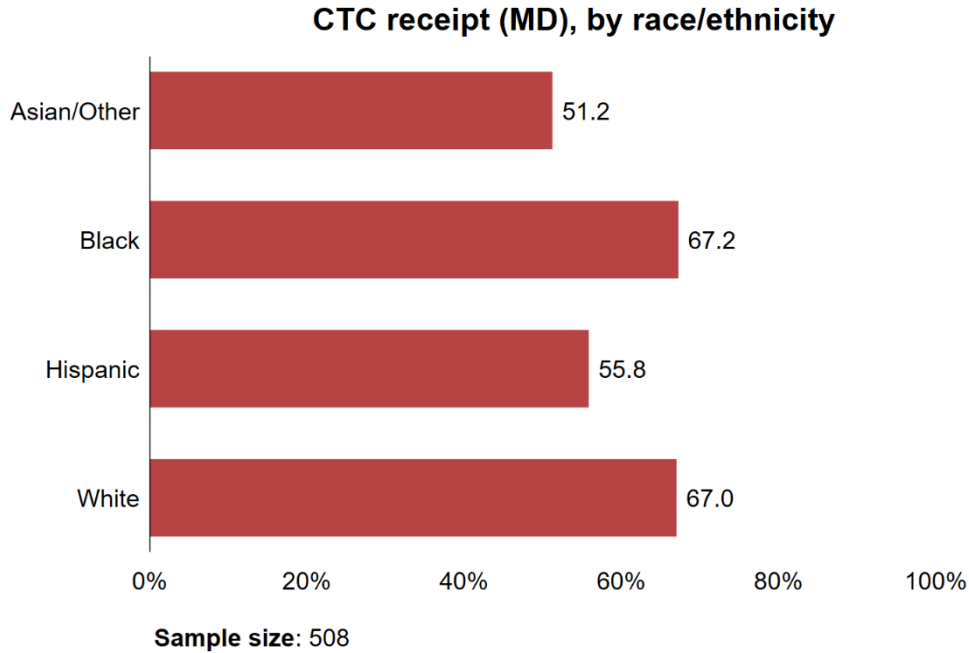
Key Finding 3: The most common uses of the CTC payments among MD families were purchasing food for their family (51%), managing bills (46%), and paying for housing expenses (25%).



Key Finding 4: Eligible MD families experienced lower rates of moderate and severe food insecurity after CTC payments went out.



Key Finding 5: Black and white MD families had the highest rate of CTC receipt (67%), followed by Hispanic families (56%) and Asian families or those of other race/ethnicity (51%).



Key Finding 6: Black MD families were more likely to use their CTC funds to pay down debt relative to other groups, while Asian families or those of some other race/ethnicity were more likely to report mostly spending their CTC payments. Hispanic families were more likely to mostly save it.

