

How are Missouri families using their Child Tax Credit payments?

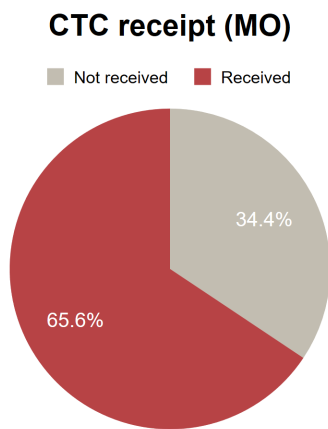
Evidence from Census Data

Stephen Roll, PhD; Yung Chun, PhD; Laura Brugger, MA; Leah Hamilton, PhD

The temporary expansion of the Child Tax Credit (CTC) is projected to cut American child poverty by more than half. The CTC expansion provides families with \$3,600 for every child in the household under the age of six, and \$3,000 for every child between the ages of six and 17. The vast majority of U.S. families with children are eligible for the CTC.

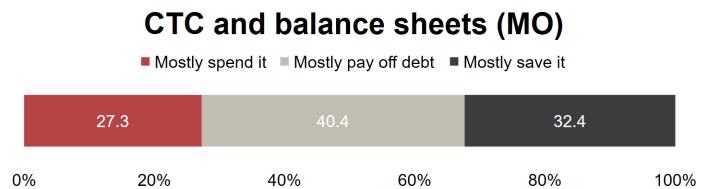
In this research brief, we use data from the Census Household Pulse survey to examine how a representative sample of Missouri families making less than \$150,000 a year report using their CTC payments. This survey was administered between July 21st and August 16th, covering the period in which the first two CTC payments were deposited in families' bank accounts.

Key Finding 1: 66% of eligible MO families received the CTC.



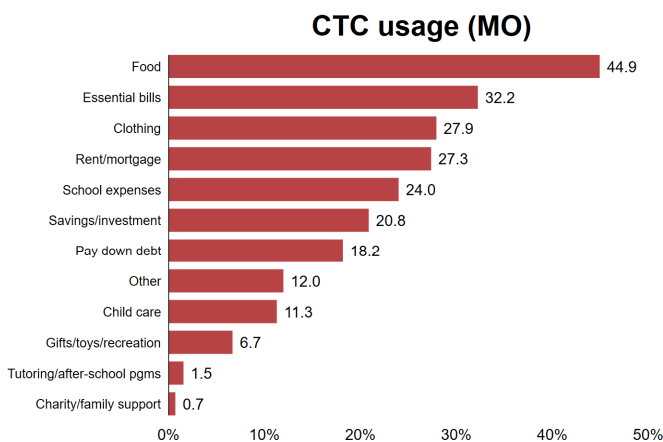
Sample size: 467

Key Finding 2: 40% of MO families reported mostly using their CTC to pay down debt, 32% mostly saved their CTC, and 27% mostly spent it.



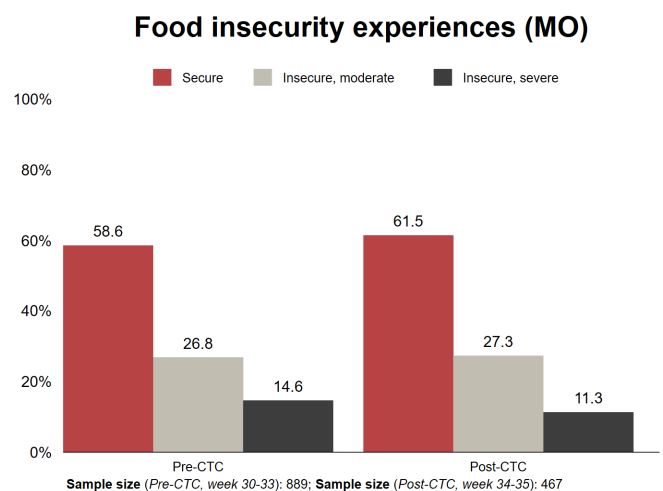
Sample size: 322

Key Finding 3: The most common uses of the CTC payments among MO families were purchasing food for their family (45%), managing bills (32%), and covering clothing costs (28%).



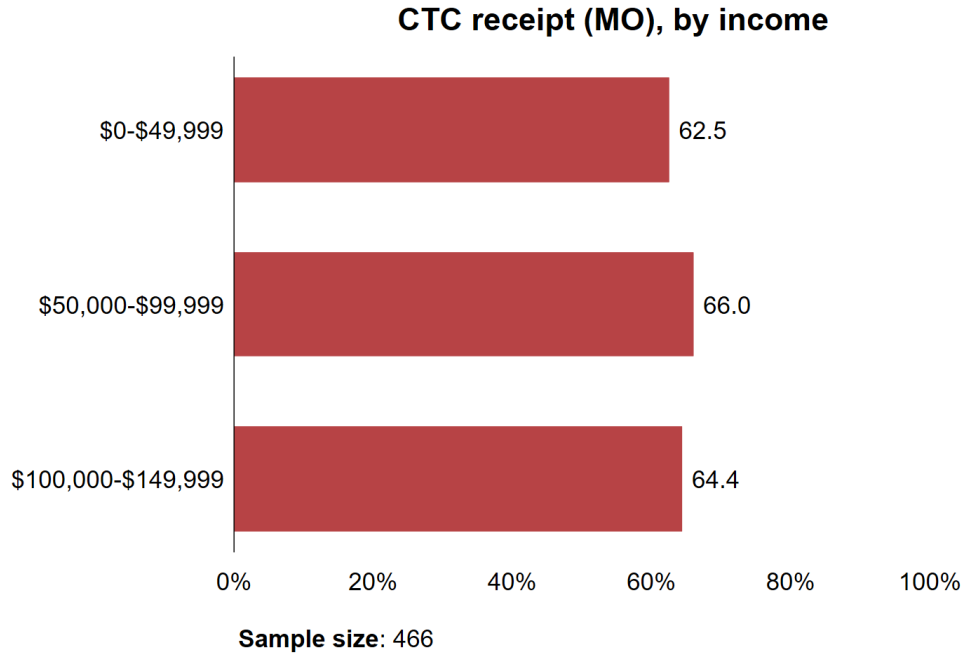
Sample size: 322

Key Finding 4: Eligible MO families experienced lower rates of severe food insecurity after CTC payments went out.



Sample size (Pre-CTC, week 30-33): 889; Sample size (Post-CTC, week 34-35): 467

Key Finding 5: All income categories of MO families received the CTC at similar rates (63%-66%).



Key Finding 6: MO families in the lowest income category were more likely to use their CTC funds to pay down debt relative to other groups, while those in the highest income category were more likely to report mostly saving their CTC payments.

