

How are Montana families using their Child Tax Credit payments?

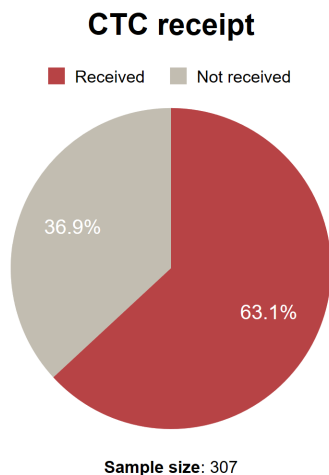
Evidence from Census Data

Stephen Roll, PhD; Yung Chun, PhD; Laura Brugger, MA; Leah Hamilton, PhD

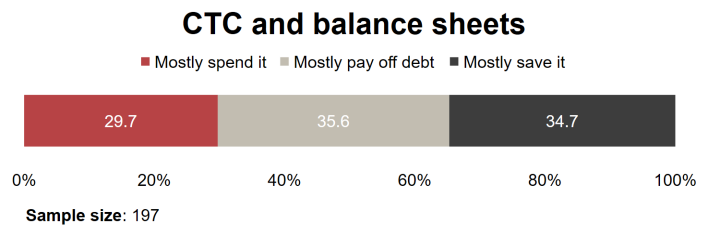
The temporary expansion of the Child Tax Credit (CTC) is projected to cut American child poverty by more than half. The CTC expansion provides families with \$3,600 for every child in the household under the age of six, and \$3,000 for every child between the ages of six and 17. The vast majority of U.S. families with children are eligible for the CTC.

In this brief, we use data from the Census Household Pulse survey to examine how a representative sample of CTC-eligible Montana families making less than \$150,000 a year report using their CTC payments. This survey was administered between July 21st and August 16th, covering the period in which the first two CTC payments were deposited in families' bank accounts.

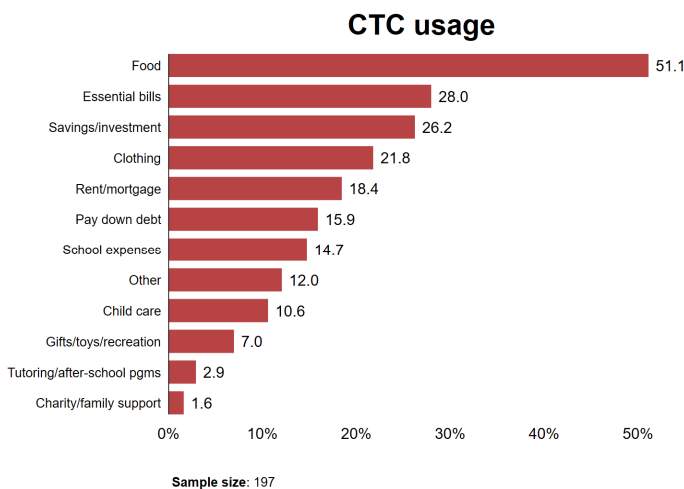
Key Finding 1: Almost 63% of eligible MT families received the CTC.



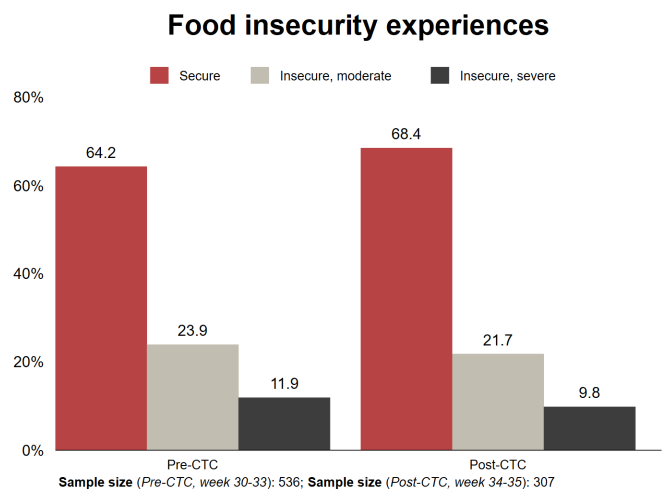
Key Finding 2: 36% of MT families reported mostly using their CTC to pay down debt, 35% mostly saved their CTC, and 30% mostly spent it.



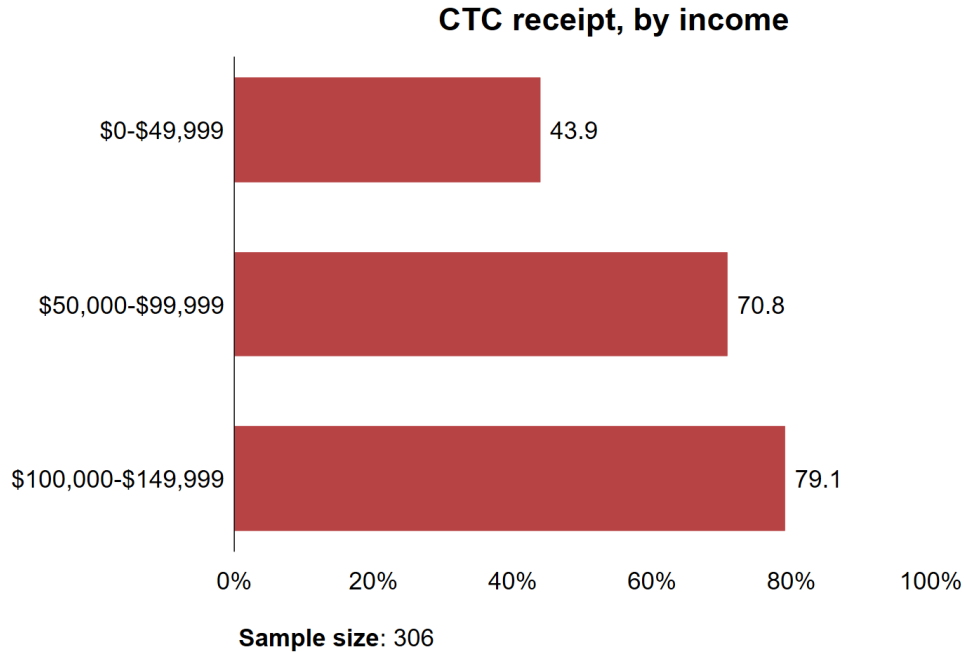
Key Finding 3: The most common uses of the CTC payments were purchasing food for their family (51%), managing bills (28%), and saving for the future (26%).



Key Finding 4: Eligible MT families experienced lower rates of moderate and severe food insecurity following the introduction of the CTC.



Key Finding 5: Almost 80% of higher-income eligible MT families received the CTC, while 71% of middle-income and 44% of lower-income families received the CTC.



Key Finding 6: Lower-income MT families were much more likely to mostly spend the CTC or mostly use it to pay down debt, while higher-income MT families were much more likely to mostly save the CTC.

