

# How are West Virginia families using their Child Tax Credit payments?

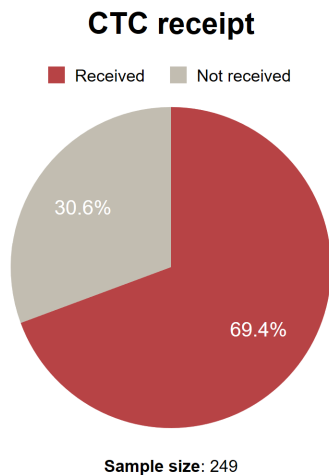
## Evidence from Census Data

Stephen Roll, PhD; Yung Chun, PhD; Laura Brugger, MA; Leah Hamilton, PhD

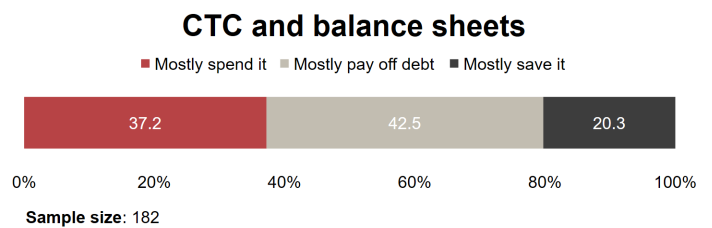
The temporary expansion of the Child Tax Credit (CTC) is projected to cut American child poverty by more than half. The CTC expansion provides families with \$3,600 for every child in the household under the age of six, and \$3,000 for every child between the ages of six and 17. The vast majority of U.S. families with children are eligible for the CTC.

In this brief, we use the Census Household Pulse survey to examine how a representative sample of CTC-eligible West Virginia families making less than \$150,000 a year report using their CTC payments. This survey was administered between July 21<sup>st</sup> and August 16<sup>th</sup>, covering the period in which the first two CTC payments were deposited in families' bank accounts.

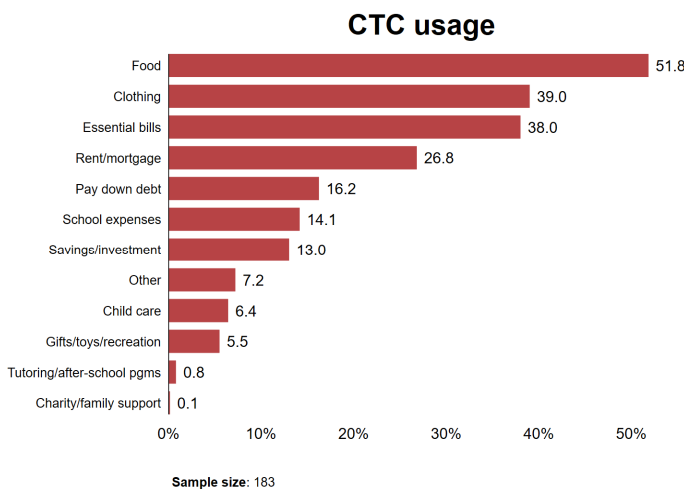
**Key Finding 1:** Almost 70% of eligible WV families received the CTC.



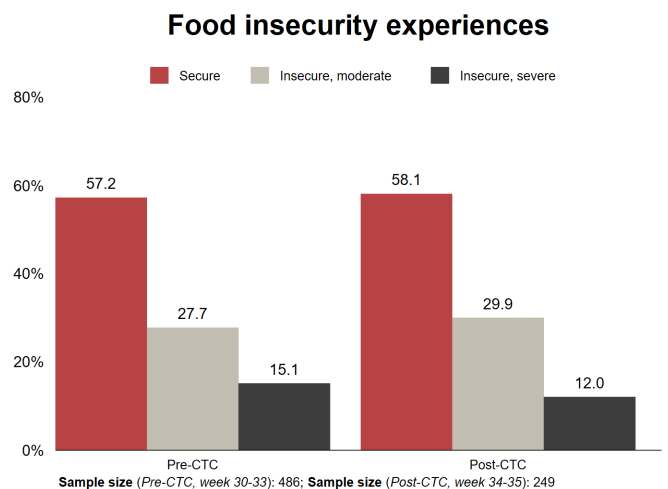
**Key Finding 2:** 43% of WV families reported mostly using their CTC to pay down debt, 37% mostly spent their CTC, and 20% mostly saved it.



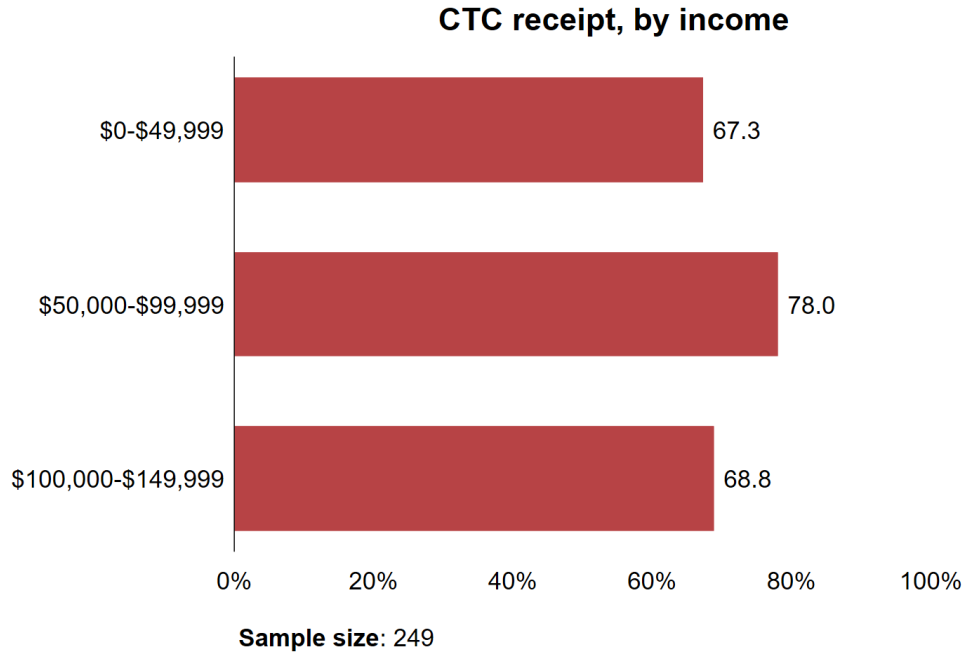
**Key Finding 3:** The most common uses of the CTC payments were purchasing food for their family (52%), paying for clothing and other essentials for their children (39%), and managing bills (38%).



**Key Finding 4:** Eligible WV families experienced lower rates of severe food insecurity after CTC payments went out, as families moved from *severe* to *moderate* food insecurity.



**Key Finding 5:** Middle-income WV families were most likely to receive CTC payments (78%), followed by higher-income (69%) and lower-income (67%) families.



**Key Finding 6:** Lower-income WV families were more likely to use the CTC to mostly pay down debt, while middle- and higher-income families were more likely to mostly spend or mostly save the CTC.

