



FACULTY WORK LIFE SURVEY

Your workload


Your work climate

Space

Tenure and promotion

Life outside of WU

Closing thoughts



Welcome to the Washington University Faculty Work Life Survey. This survey has six sections. The first, and longest, section asks about the work that you do and your feelings about how well Washington University supports it. The remaining sections ask about the work environment within your department or unit; office and research space; your experiences with promotion and tenure and how your life outside Washington University meshes with your faculty responsibilities. The survey closes with a few demographic questions and the opportunity for you to provide comments concerning your experiences at Washington University.

Responses to this survey will be treated as extremely confidential. Neither deans nor senior administrators nor other faculty members at Washington University will have access to the identity of individual respondents. Reports for this survey will be based on aggregate groups with five or more respondents such that no individual can be identified in the results.

Completion of the survey may take 20 to 30 minutes. You do not have to complete the survey in one sitting; you may choose the "Finish Later" option at the bottom of any section and later return to this URL. At the end of the survey you'll click "Submit Survey" to close the survey with your final response.

We know your time is valuable, but urge you to participate so that we may better understand the issues that affect you and how to address them. While we encourage you to complete the entire survey, you may leave blank any questions you do not wish to answer.

If you have questions or comments about the survey, you may address them to the research coordinator at FacultySurvey@wustl.edu

[Continue to Survey](#)



Responsibilities

[satis] Overall, how satisfied are you being a faculty member at Washington University?

Very dissatisfied Somewhat dissatisfied Neither satisfied nor dissatisfied Somewhat satisfied Very satisfied

[workload] Overall, how would you rate the reasonableness of your workload?

Much too light Too light About right Too heavy Much too heavy

[hrsweek] During an academic year, how many hours is your typical work week?

As you think about how you spend your time in an academic year, what percent of your average work week do you spend on each of the following work-related activities? (Use percentages that sum to 100%.)

	Percent of your average work week spent on this activity?
[pctteach] Teaching (including preparing materials for class, lecturing, etc.)	<input type="text"/> %
[pctmeet] Meeting or communicating with students outside of class (office hours, advising, supervising research, writing letters of recommendation, etc.)	<input type="text"/> %
[pctres] Scholarship or conducting research (including writing, attending professional meetings, etc.)	<input type="text"/> %
[pctclin] Clinical work (including patient care, clinical teaching, patient-related meetings, paperwork etc.)	<input type="text"/> %
[pctadmin] Fulfilling administrative responsibilities/ committee work/ University service	<input type="text"/> %
[pctconsul] External paid consulting	<input type="text"/> %
[pctother] Other work-related activities	<input type="text"/> %

Next >>

Finish Later


[assess] Support for
assessing and improving
student learning



<< Previous

Next >>

Finish Later



Out-of-Class Involvement with Students

[augstud,agradstud,WASaresident,apostdoc,ainfstud] During the current academic year, how many of each of the following types of advisees do you have?

Advisee Type	Number
[augstud] Undergraduate students	Select <input type="text"/>
[agradstud] Graduate or professional students	Select <input type="text"/>
[WASaresident] Residents (Medical school)	Select <input type="text"/>
[apostdoc] Postdoctoral associates or fellows	Select <input type="text"/>
[ainfstud] Informal student advisees	Select <input type="text"/>

During the current academic year, in which of the following roles were you involved with undergraduate students at Washington University? Mark all roles that apply.

- [advfacled] Advised or supervised undergraduate students working on a **faculty-led** research project
- [advstuled] Advised or supervised undergraduate students working on a **student-led** research project (e.g., Honors thesis or independent study)
- [supfield] Supervised undergraduates engaged in field-based or service learning projects
- [fir] Affiliated with a residential program (e.g., Faculty Fellow in residence or Faculty Associate)
- [advisor] Affiliated with a student organization (e.g., served as advisor for student group, fraternity or sorority, athletic team etc.)
- [otherrole] Other role(s) working with undergraduate students outside the classroom context [otherroletxt]

(please describe):

<< Previous

Next >>

Finish Later



FACULTY WORK LIFE SURVEY

Your workload


Your work climate

Space

Tenure and promotion

Life outside of WU

Closing thoughts



Clinical Work

[clinicwrk] During the current academic year as part of your Washington University faculty position, are you involved in clinical work (patient care, clinical teaching, patient-related activities)?

Yes No

[SRI Note: The following questions will display if the previous question "clinicwrk" answered 'yes']

[clinichrs] How many hours per week do you typically spend fulfilling your Washington University clinical responsibilities?

Select

[clinicsat] How satisfied are you with the resources Washington University provides to support your clinical work?

Very dissatisfied Somewhat dissatisfied Neither satisfied nor dissatisfied Somewhat satisfied Very satisfied Not applicable

<< Previous

Next >>

Finish Later



Committee and Administrative Work

[depcomm,unicomm,WASHospcomm,extcomm] Please indicate the number of committees (formal and ad hoc) you served on within the last year, excluding thesis committees:

Committee Type	Number
[depcomm] Departmental committees	Select
[unicomm] University/School/Divisional committees	Select
[WASHospcomm] Hospital or WU health system committees	Select
[extcomm] External committees or boards related to your discipline (e.g., accreditation; editor of a journal; officer of a professional association)	Select

[SRI Note: In the question below if "never served" is selected, the respondents will not be able to select "serving currently", "served prior" or "received teaching relief" If "serving currently" or "served prior" is selected, the respondents will not be able to select "never served"]

Have you ever served in any of the following administrative capacities? If so, did you receive teaching relief in exchange for taking on this administrative responsibility? Check all that apply.

	Served in administrative capacity?			Received teaching relief?		
	Never	Serving currently or served within the past five academic years	Served prior to the past five academic years	Yes	No	Not applicable
Chair of department/unit	<input type="checkbox"/> [chairnever]	<input type="checkbox"/> [chaircurr]	<input type="checkbox"/> [chairprior]	<input type="radio"/>	<input type="radio"/>	<input type="radio"/>
Dean, associate dean, or assistant dean	<input type="checkbox"/> [deannever]	<input type="checkbox"/> [deancurr]	<input type="checkbox"/> [deanprior]	<input type="radio"/>	<input type="radio"/>	<input type="radio"/>
Director of undergraduate study	<input type="checkbox"/> [dirugnever]	<input type="checkbox"/> [dirugcurr]	<input type="checkbox"/> [dirugprior]	<input type="radio"/>	<input type="radio"/>	<input type="radio"/>
Director of graduate study	<input type="checkbox"/> [dirgradnever]	<input type="checkbox"/> [dirgradcurr]	<input type="checkbox"/> [dirgradprior]	<input type="radio"/>	<input type="radio"/>	<input type="radio"/>
Director of a center, program, or institute	<input type="checkbox"/> [dircenternever]	<input type="checkbox"/> [dircentercurr]	<input type="checkbox"/> [dircenterprior]	<input type="radio"/>	<input type="radio"/>	<input type="radio"/>

[adminsats] How satisfied are you with the resources Washington University provides to support your administrative and committee work?

Very dissatisfied Somewhat dissatisfied Neither satisfied nor dissatisfied Somewhat satisfied Very satisfied Not applicable

[WASasked] In the past, how often have you been asked to serve in leadership positions such as department chair, director of a division, center or institute, or committee chair for a major academic or strategic planning initiative?


Never Once or twice Occasionally Frequently

[WASleader] How willing are you to assume leadership positions if asked to serve?

Very unwilling Somewhat unwilling Neither unwilling nor willing Somewhat willing Very willing to serve

<< Previous Next >>

Finish Later



Overall

Please rate your satisfaction with the following aspects of your work at Washington University.

	Very dissatisfied	Somewhat dissatisfied	Neither satisfied nor dissatisfied	Somewhat satisfied	Very satisfied	Not applicable
[salary] Salary	<input type="radio"/>	<input type="radio"/>	<input type="radio"/>	<input type="radio"/>	<input type="radio"/>	<input type="radio"/>
[teach] Teaching responsibilities	<input type="radio"/>	<input type="radio"/>	<input type="radio"/>	<input type="radio"/>	<input type="radio"/>	<input type="radio"/>
[advising] Advising responsibilities	<input type="radio"/>	<input type="radio"/>	<input type="radio"/>	<input type="radio"/>	<input type="radio"/>	<input type="radio"/>
[clinical] Clinical responsibilities	<input type="radio"/>	<input type="radio"/>	<input type="radio"/>	<input type="radio"/>	<input type="radio"/>	<input type="radio"/>
[committee] Committee and administrative responsibilities	<input type="radio"/>	<input type="radio"/>	<input type="radio"/>	<input type="radio"/>	<input type="radio"/>	<input type="radio"/>

Please rate your satisfaction with the following resources to support your work at Washington University.

	Very dissatisfied	Somewhat dissatisfied	Neither satisfied nor dissatisfied	Somewhat satisfied	Very satisfied	Not applicable
[library] Library resources and services	<input type="radio"/>	<input type="radio"/>	<input type="radio"/>	<input type="radio"/>	<input type="radio"/>	<input type="radio"/>
[clerical] Clerical and administrative staff	<input type="radio"/>	<input type="radio"/>	<input type="radio"/>	<input type="radio"/>	<input type="radio"/>	<input type="radio"/>
[computer] Computer resources	<input type="radio"/>	<input type="radio"/>	<input type="radio"/>	<input type="radio"/>	<input type="radio"/>	<input type="radio"/>
[compsup] Computing support staff	<input type="radio"/>	<input type="radio"/>	<input type="radio"/>	<input type="radio"/>	<input type="radio"/>	<input type="radio"/>
[qualgrad] Quality of graduate students	<input type="radio"/>	<input type="radio"/>	<input type="radio"/>	<input type="radio"/>	<input type="radio"/>	<input type="radio"/>
[WASqualprof] Quality of students in professional programs (e.g. business, law, medicine, social work)	<input type="radio"/>	<input type="radio"/>	<input type="radio"/>	<input type="radio"/>	<input type="radio"/>	<input type="radio"/>
[timeavail] Time available for scholarly work	<input type="radio"/>	<input type="radio"/>	<input type="radio"/>	<input type="radio"/>	<input type="radio"/>	<input type="radio"/>

Please indicate the extent to which each of the following aspects of work has been a source of stress for you over the past twelve months.

	Not at all	Somewhat	Extensive	Not applicable
[teachresp] Teaching responsibilities	<input type="radio"/>	<input type="radio"/>	<input type="radio"/>	<input type="radio"/>
[advisresp] Advising responsibilities	<input type="radio"/>	<input type="radio"/>	<input type="radio"/>	<input type="radio"/>
[WASclinresp] Clinical responsibilities	<input type="radio"/>	<input type="radio"/>	<input type="radio"/>	<input type="radio"/>
[WASclinrev] Clinical revenues to support faculty salary	<input type="radio"/>	<input type="radio"/>	<input type="radio"/>	<input type="radio"/>
[commresp] Committee and/or administrative responsibilities	<input type="radio"/>	<input type="radio"/>	<input type="radio"/>	<input type="radio"/>
[timing] Timing of departmental meetings and functions	<input type="radio"/>	<input type="radio"/>	<input type="radio"/>	<input type="radio"/>
[scholprod] Scholarly productivity	<input type="radio"/>	<input type="radio"/>	<input type="radio"/>	<input type="radio"/>
[secfund] Securing funding for research	<input type="radio"/>	<input type="radio"/>	<input type="radio"/>	<input type="radio"/>
[manres] Managing a research group or grant (e.g., finances, personnel)	<input type="radio"/>	<input type="radio"/>	<input type="radio"/>	<input type="radio"/>
[review] Review/promotion process	<input type="radio"/>	<input type="radio"/>	<input type="radio"/>	<input type="radio"/>
[deptpolitic] Departmental or campus politics	<input type="radio"/>	<input type="radio"/>	<input type="radio"/>	<input type="radio"/>

[excluded] I feel excluded from an informal network in my department/unit.	<input type="radio"/>	<input type="radio"/>	<input type="radio"/>	<input type="radio"/>	<input type="radio"/>	<input type="radio"/>
[workhard] I have to work harder than some of my colleagues to be perceived as a legitimate scholar.	<input type="radio"/>	<input type="radio"/>	<input type="radio"/>	<input type="radio"/>	<input type="radio"/>	<input type="radio"/>
[WASwelwomn] My dept/unit creates a welcoming environment for faculty who are women .	<input type="radio"/>	<input type="radio"/>	<input type="radio"/>	<input type="radio"/>	<input type="radio"/>	<input type="radio"/>
[WASwelminor] My dept/unit creates a welcoming environment for faculty who are underrepresented minorities .	<input type="radio"/>	<input type="radio"/>	<input type="radio"/>	<input type="radio"/>	<input type="radio"/>	<input type="radio"/>

[WASmultid] How comfortable do you feel expressing or being public about your various identities (i.e., age, gender, race, ethnicity, economic status, sexual orientation, ability status, religious affiliation, political identity) in your interactions with colleagues in your department/ unit?

- Very uncomfortable
- Uncomfortable
- Comfortable
- Very comfortable

In your professional career at Washington University, to what extent have you experienced bias or exclusion due to your gender, race or ethnicity, or other personal characteristic:

	Not at all	To some extent	To a great extent	Not applicable
[biaslead] By leadership	<input type="radio"/>	<input type="radio"/>	<input type="radio"/>	<input type="radio"/>
[biascol] By colleagues	<input type="radio"/>	<input type="radio"/>	<input type="radio"/>	<input type="radio"/>
[biasstu] By students	<input type="radio"/>	<input type="radio"/>	<input type="radio"/>	<input type="radio"/>

[WASsexharpol] Do you believe that Washington University policies & procedures concerning response to sexual harassment are ...

- Appropriate and the WU community is well informed
- Appropriate but not well understood
- Inadequate and should be improved

[SRI Note: The following questions will display if responded 'should be improved' in the above question]

[WASsexharpoloth] Please elaborate:

<< Previous

Next >>

Finish Later



Mentoring

[mentadeq] While at Washington University, do you feel as though you have received adequate mentoring?

- Yes
- No
- Not applicable

[mentformserv] While a faculty member at Washington University, have you served as a mentor for another faculty member?

- Yes, through a formal program only
- Yes, informally only
- Yes, both through a formal program and informally
- No

[mentformhad] While at Washington University, have you had one or more formal mentors through programs administered by the university, whether or not the programs are mandatory?

- Yes, by assignment
- Yes, by my choice
- Yes, both by assignment and my choice
- No

[SRI Note: The following 2 questions (menthelpa and menthelpc) will display if the previous question "mentformhad" answered 'yes (1,2,3)']

[menthelpa] How helpful have you found the formal mentoring from the mentors that were assigned to you?

- | | | | | | |
|-----------------------|-----------------------|-------------------------------|-----------------------|-----------------------|-----------------------|
| Very unhelpful | Somewhat unhelpful | Neither helpful nor unhelpful | Somewhat helpful | Very helpful | Not applicable |
| <input type="radio"/> | <input type="radio"/> | <input type="radio"/> | <input type="radio"/> | <input type="radio"/> | <input type="radio"/> |

[menthelpc] How helpful have you found the formal mentoring from the mentors that were chosen by you?

- | | | | | | |
|-----------------------|-----------------------|-------------------------------|-----------------------|-----------------------|-----------------------|
| Very unhelpful | Somewhat unhelpful | Neither helpful nor unhelpful | Somewhat helpful | Very helpful | Not applicable |
| <input type="radio"/> | <input type="radio"/> | <input type="radio"/> | <input type="radio"/> | <input type="radio"/> | <input type="radio"/> |

[mentinformhad] While at Washington University, have you had one or more informal mentors (someone not officially assigned to you who gives advice on career issues and/or advocates for you in your discipline; this could include someone within or outside Washington University)?

- Yes, from within Washington University only

- Yes, from outside WU only
- Yes, from both within and outside Washington University
- No

[SRI Note: The following question (mentihelpi) will display if the previous question "mentinformhad" answered 'yes (1,2,3)']


[mentihelpi] How helpful have you found the informal mentoring from the mentors inside Washington University?

- | | | | | | |
|-----------------------|-----------------------|-------------------------------|-----------------------|-----------------------|-----------------------|
| Very unhelpful | Somewhat unhelpful | Neither helpful nor unhelpful | Somewhat helpful | Very helpful | Not applicable |
| <input type="radio"/> | <input type="radio"/> | <input type="radio"/> | <input type="radio"/> | <input type="radio"/> | <input type="radio"/> |

<< Previous

Next >>

Finish Later



Space

[spacesat] Overall, how satisfied are you with the space allocation process within your department/unit?

Very dissatisfied	Somewhat dissatisfied	Neither satisfied nor dissatisfied	Somewhat satisfied	Very satisfied	Not applicable
<input type="radio"/>	<input type="radio"/>	<input type="radio"/>	<input type="radio"/>	<input type="radio"/>	<input type="radio"/>

Please indicate the degree to which you are satisfied with each of the following:

	Very dissatisfied	Somewhat dissatisfied	Neither satisfied nor dissatisfied	Somewhat satisfied	Very satisfied	Not applicable
[offspace] Office space	<input type="radio"/>	<input type="radio"/>	<input type="radio"/>	<input type="radio"/>	<input type="radio"/>	<input type="radio"/>
[labspace] Lab or research space	<input type="radio"/>	<input type="radio"/>	<input type="radio"/>	<input type="radio"/>	<input type="radio"/>	<input type="radio"/>
[WASstudio] Studio or performance space	<input type="radio"/>	<input type="radio"/>	<input type="radio"/>	<input type="radio"/>	<input type="radio"/>	<input type="radio"/>

[spacecomtxt] Do you have additional comments regarding the allocation or quality of space for your work?



Tenure and Promotion

[tenure] Are you currently:

- Tenured
- Not tenured and on tenure track
- Not on tenure track

[endow] Do you currently hold an endowed chair?

- Yes
- No

[SRI Note: The following 3 questions will display if the first question "tenure" answered 'Tenured or Not tenured and on tenure track']

[tencrit] Do you agree that the criteria for tenure are clearly communicated?

- Strongly disagree Somewhat disagree Neither agree nor disagree Somewhat agree Strongly agree Don't know
-

In your experience, to what extent are the following items valued in the tenure process in your department?

	Valued slightly or not at all	Somewhat valued	Highly valued	Don't know	Not applicable
[tenres] Research/scholarly work	<input type="radio"/>	<input type="radio"/>	<input type="radio"/>	<input type="radio"/>	<input type="radio"/>
[tenteach] Teaching contributions	<input type="radio"/>	<input type="radio"/>	<input type="radio"/>	<input type="radio"/>	<input type="radio"/>
[tenclin] Clinical work	<input type="radio"/>	<input type="radio"/>	<input type="radio"/>	<input type="radio"/>	<input type="radio"/>
[tenserv] Administrative and committee service	<input type="radio"/>	<input type="radio"/>	<input type="radio"/>	<input type="radio"/>	<input type="radio"/>

How appropriately are these items valued in the tenure process in your department?

- Very undervalued Somewhat undervalued Valued appropriately Somewhat overvalued Very overvalued Don't know Not applicable

[tenresapp] Research/scholarly work	<input type="radio"/>	<input type="radio"/>	<input type="radio"/>	<input type="radio"/>	<input type="radio"/>	<input type="radio"/>	<input type="radio"/>
[tenteachapp] Teaching contributions	<input type="radio"/>	<input type="radio"/>	<input type="radio"/>	<input type="radio"/>	<input type="radio"/>	<input type="radio"/>	<input type="radio"/>
[tenclinapp] Clinical work	<input type="radio"/>	<input type="radio"/>	<input type="radio"/>	<input type="radio"/>	<input type="radio"/>	<input type="radio"/>	<input type="radio"/>
[tenservapp] Administrative and committee service	<input type="radio"/>	<input type="radio"/>	<input type="radio"/>	<input type="radio"/>	<input type="radio"/>	<input type="radio"/>	<input type="radio"/>

[SRI Note: The following question will display if the first question "tenure" answered 'Not on tenure track']

In your experience, how appropriately are these items valued for progress in an academic career at Washington University for other (non-tenure) tracks?

	Very undervalued	Somewhat undervalued	Valued appropriately	Somewhat overvalued	Very overvalued	Don't know	Not applicable
[WASnonresapp] Research/scholarly work	<input type="radio"/>	<input type="radio"/>	<input type="radio"/>	<input type="radio"/>	<input type="radio"/>	<input type="radio"/>	<input type="radio"/>
[WASnonteachapp] Teaching contributions	<input type="radio"/>	<input type="radio"/>	<input type="radio"/>	<input type="radio"/>	<input type="radio"/>	<input type="radio"/>	<input type="radio"/>
[WASnonclinapp] Clinical work	<input type="radio"/>	<input type="radio"/>	<input type="radio"/>	<input type="radio"/>	<input type="radio"/>	<input type="radio"/>	<input type="radio"/>
[WASnonservapp] Administrative and committee service	<input type="radio"/>	<input type="radio"/>	<input type="radio"/>	<input type="radio"/>	<input type="radio"/>	<input type="radio"/>	<input type="radio"/>

[relief] At any time since you started working at Washington University, have you received relief from teaching or other workload duties for personal reasons, including care giving for a child or parent, your own health concerns, or a family crisis?

- Yes, within the past year
- Yes, more than a year ago but within the past five years
- Yes, more than five years ago
- No

[SRI Note: The following question will display if the previous question "relief" answered 'Yes']

[reliefsupp] How supportive was your department/unit concerning your relief from teaching or other workload duties?

Very unresponsive Somewhat unresponsive Neither supportive nor unresponsive Somewhat supportive Very supportive Not applicable

[clock] At any time since you started working at Washington University, have you had your tenure clock slowed or stopped for personal reasons, including care giving for a child or parent, your own health concerns, or a family crisis?

- Yes, within the past year
- Yes, more than a year ago but within the past five years
- Yes, more than five years ago
- No

[SRI Note: The following question will display if the previous question "clock" answered 'Yes']

[clocksupp] How supportive was your department/unit concerning your having your tenure clock stopped or slowed?

Very unresponsive Somewhat unresponsive Neither supportive nor unresponsive Somewhat supportive Very supportive Not applicable

[WASrequest] If you have considered making a request for workload relief or tenure clock adjustment, but decided against making the request, please explain why.



Retention

[outoffer] In the last five years, while at Washington University, have you received a formal or informal outside job offer that you took to chair/ dean of your department/ unit ?

- Yes No

[SRI Note: The following question will display if the previous question "outoffer" answered 'Yes']

Has a formal or informal outside job offer resulted in adjustments to any of the following (mark all that apply):

- [adjsal] Salary
- [adjcourse] Course load
- [adjadmin] Administrative responsibilities
- [adjtime] Leave time
- [adjsummer] Summer salary
- [adjtiming] Special timing of the tenure clock
- [adjequip] Equipment/laboratory/research start-up
- [adjspouse] Employment for spouse/partner
- [adjoth] Other [adjothtxt] **(please describe):**
- [adjnone] None

[leave] In the next three years, how likely are you to leave Washington University?

- Very unlikely Somewhat unlikely Neither likely nor unlikely Somewhat likely Very likely
-

To what extent, if at all, have you considered the following as reasons to leave?

	Not at all	To some extent	To a great extent	Not Applicable
[lvsal] To increase your salary	<input type="radio"/>	<input type="radio"/>	<input type="radio"/>	<input type="radio"/>
[lvtenure] To improve your prospects for tenure	<input type="radio"/>	<input type="radio"/>	<input type="radio"/>	<input type="radio"/>
[lvcareer] To enhance your career in other ways	<input type="radio"/>	<input type="radio"/>	<input type="radio"/>	<input type="radio"/>
[lvsupp] To find a more supportive work environment	<input type="radio"/>	<input type="radio"/>	<input type="radio"/>	<input type="radio"/>
[lvresearch] To increase your time to do research	<input type="radio"/>	<input type="radio"/>	<input type="radio"/>	<input type="radio"/>
[WASlvclinic] To change your clinical load (medical school)	<input type="radio"/>	<input type="radio"/>	<input type="radio"/>	<input type="radio"/>

[WASlvadmin] To change administrative responsibilities	<input type="radio"/>	<input type="radio"/>	<input type="radio"/>	<input type="radio"/>
[lvnonacad] To pursue a nonacademic job	<input type="radio"/>	<input type="radio"/>	<input type="radio"/>	<input type="radio"/>
[lvstress] To reduce stress	<input type="radio"/>	<input type="radio"/>	<input type="radio"/>	<input type="radio"/>
[lvemploy] To improve the employment situation of your spouse/partner	<input type="radio"/>	<input type="radio"/>	<input type="radio"/>	<input type="radio"/>
[lvcol] To lower your cost of living	<input type="radio"/>	<input type="radio"/>	<input type="radio"/>	<input type="radio"/>
[lvretire] Retirement	<input type="radio"/>	<input type="radio"/>	<input type="radio"/>	<input type="radio"/>
[lvchild] To address child-related issues	<input type="radio"/>	<input type="radio"/>	<input type="radio"/>	<input type="radio"/>
[lvoth] Other [lvothtxt] (please describe): <input type="text"/>	<input type="radio"/>	<input type="radio"/>	<input type="radio"/>	<input type="radio"/>

<< Previous Next >>

Finish Later



Life Outside of Washington University

[lifesat] Overall, how satisfied are you with your life outside Washington University?

- Very dissatisfied Somewhat dissatisfied Neither satisfied nor dissatisfied Somewhat satisfied Very satisfied

[spouse] Do you have a spouse or domestic partner?

- Yes, I have a spouse
 Yes, I have a domestic partner
 No

[SRI Note: The following 6 questions will display if the previous question "spouse" answered 'Yes']

[spempstat] What is your spouse's/partner's principal activity?

- Employed
 Not employed and actively seeking employment
 Not employed and not seeking employment
 Retired
 Student
 Other [spempstatoth] (please describe):

[spempacad] Is your spouse/partner a faculty member or other academic?
My spouse/partner is ...

- is not an academic
 a faculty member
 a postdoctoral fellow or research associate
 in an academic position other than faculty, post-doc or research associate
 a graduate or professional student
 Not Applicable

[spempinst] Does your spouse/partner work or study at Washington University?

- Yes
 No
 Not Applicable

[SRI Note: The following question will display if the previous question "spempinst" answered 'Yes']

[bothinst] How did it happen that both you and your spouse/ domestic partner came to be employed at Washington University? Please select the one response that comes closest to describing your situation.

- We became partners after we were both employed at Institution
- My spouse/partner and I were recruited by Institution as a couple
- I was recruited by Institution and employment for my spouse/partner followed
- My spouse/partner was recruited by Institution and employment for me followed
- Not applicable

[spsat] How satisfied is your spouse/domestic partner with his/her employment situation?

- | | | | | | | |
|-----------------------|-----------------------|-----------------------|-----------------------|-----------------------|-----------------------|-----------------------|
| | | Neither | | | | |
| Very | Somewhat | satisfied nor | Somewhat | | | Not |
| dissatisfied | dissatisfied | dissatisfied | satisfied | Very satisfied | Don't know | Applicable |
| <input type="radio"/> | <input type="radio"/> | <input type="radio"/> | <input type="radio"/> | <input type="radio"/> | <input type="radio"/> | <input type="radio"/> |

[commute] Do you and your spouse/domestic partner have a commuting relationship, where one or both of you commute to another community (more than an hour away) for work, or where you live in different communities (more than an hour away) from one another?

- No, my spouse/partner lives and works in the same community as me
- Yes, my spouse/partner and I live together, but one or both of us commutes or travels frequently to another community for work
- Yes, my spouse/partner and I live in separate communities at least part of the time
- Not applicable

<< Previous

Next >>

Finish Later



Life Outside of Washington University

[totchild] How many children do you have in total? Select

[SRI Note: The following 3 questions will display if previous question "totchild" indicates having 1 or more children]

Do you have any children in the following age ranges? Mark all that apply.

- [childx0] 0-4 years
- [childx5] 5-12 years
- [childx13] 13-17 years
- [childx18] 18-23 years
- [childx24] 24 or older

[diffcare] How difficult has it been for you to find and/or secure child care for your child(ren)?

- Not at all difficult
- Moderately difficult
- Very difficult

[caresat] Overall, how satisfied are you with the quality of your current child care arrangements?

- Very dissatisfied
 Somewhat dissatisfied
 Neither satisfied nor dissatisfied
 Somewhat satisfied
 Very satisfied

[care] Are you currently caring for or managing care for an aging and/or ill parent, spouse, or other relative?

- Yes
- No

Please indicate the extent to which each of the following aspects of your life outside Washington University has been a source of stress for you over the past twelve months.

	Not at all	Somewhat	Extensive	Not applicable
[house] Managing household responsibilities	<input type="radio"/>	<input type="radio"/>	<input type="radio"/>	<input type="radio"/>
[childcare] Child care	<input type="radio"/>	<input type="radio"/>	<input type="radio"/>	<input type="radio"/>
[careothers] Care of someone who is ill, disabled, aging, and/or in need of special services	<input type="radio"/>	<input type="radio"/>	<input type="radio"/>	<input type="radio"/>
[health] Your health	<input type="radio"/>	<input type="radio"/>	<input type="radio"/>	<input type="radio"/>



[SRI Note: In the above question "childcare" option will only display if respondent have children.

Option "careothers" will display only if selected "Yes" to "care" (Are you currently caring for or managing care ...)

[faclifesat] Overall, how satisfied are you with the ways in which your role as a faculty member at Washington University and your life outside of Washington University fit together?

Very dissatisfied Somewhat dissatisfied Neither satisfied nor dissatisfied Somewhat satisfied Very satisfied

<< Previous

Next >>

Finish Later



Closing thoughts

[gender] What is your gender?

- Male
- Female
- Transgender
- Other [genderoth] **(please describe):**

[sexorient] What is your sexual orientation?

- Straight/heterosexual
- Gay, lesbian or bisexual
- Queer
- Questioning
- Not specified

[citizen] What is your citizenship?

- U.S. citizen
- U.S. permanent resident
- Nonresident alien (J-1, H-1B, O-1B status, etc.)

[hispanic] Are you Hispanic or Latino?

- Yes
- No

Regardless of your answer to the previous question, please check one or more of the following groups in which you consider yourself to be a member:

- [white] White
- [black] Black or African American
- [asian] Asian
- [amerind] American Indian or Alaska Native
- [native] Native Hawaiian or Other Pacific Islander

[time] How long have you been a faculty member at Washington University (in years)?

Select

[degreehigh] What is the highest degree you have earned?

- Master's degree in the Arts and Sciences (MA, MS)
- MBA
- Other professional master's degree (e.g., MPA, MSW, MSE, MSN, MAT, MPH, MFA)
- Ph.D.
- Medical degree (MD, DO, DDS, DVM)
- Law degree (JD, LLB)
- Other doctoral degree (e.g., EdD, DDiv, ScD, DrPH, DBA)
- Joint degree (e.g., MD/PhD, MBA/JD)
- Other degree or certificate [degreehighoth] **(please describe):**

[yeardeg] In what year did you earn your highest degree? Select

[contrwork] What contributes most to the quality of your work life at Washington University?

[detrwork] What detracts most from the quality of your work life at Washington University?

[else_] Is there anything else we should understand about your experience at Washington University?

Thank you for your time and participation in this important study of faculty life at Washington University.

<< Previous

Submit Survey

Finish Later



FACULTY WORK LIFE SURVEY

Your
workload

Your work
climate

Space

Tenure and
promotion

Life outside
of WU

Closing
thoughts

Thank you for completing the *Faculty Work Life Survey*.

We are grateful that you took the time to have your experience represented in this survey. The data collected through this effort will be used to inform policy, planning and work life initiatives for faculty at Washington University in the coming years.