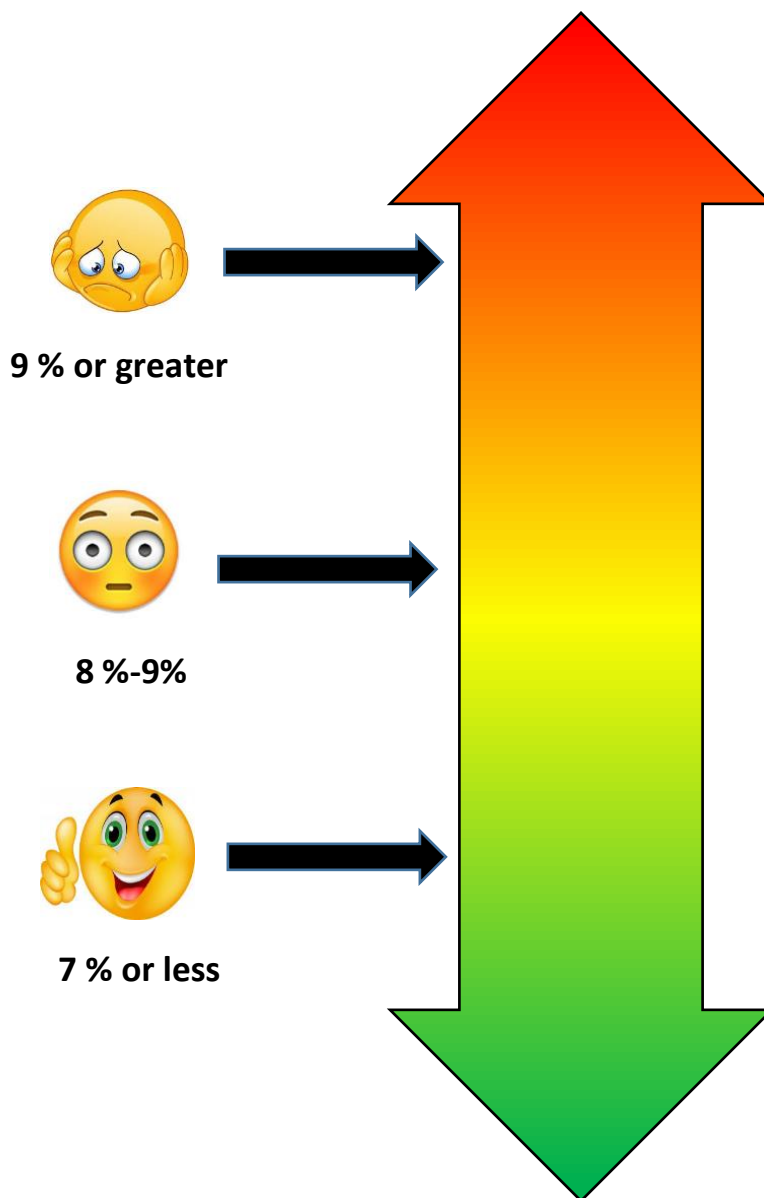


# WHAT DOES YOUR A1C NUMBER MEAN?

A1C %	eAG mg/dl
19	498
18.5	483
18	469
17.5	455
17	440
16.5	426
16	412
15.5	398
15	383
14.5	369
14	355
13.5	340
13	326
12.5	312
12	297
11.5	283
11	269
10.5	255
10	240
9.5	226
9	212
8.5	197
8	183
7.5	169
7	154
6.5	140
6	126



YOUR AVERAGE BLOOD SUGAR FOR THE LAST 3 MONTHS HAS BEEN \_\_\_\_\_

Your A1c is \_\_\_\_\_

# THE MANY FACES OF A 7% A1C

(and an average blood glucose of 154 mg/dl)

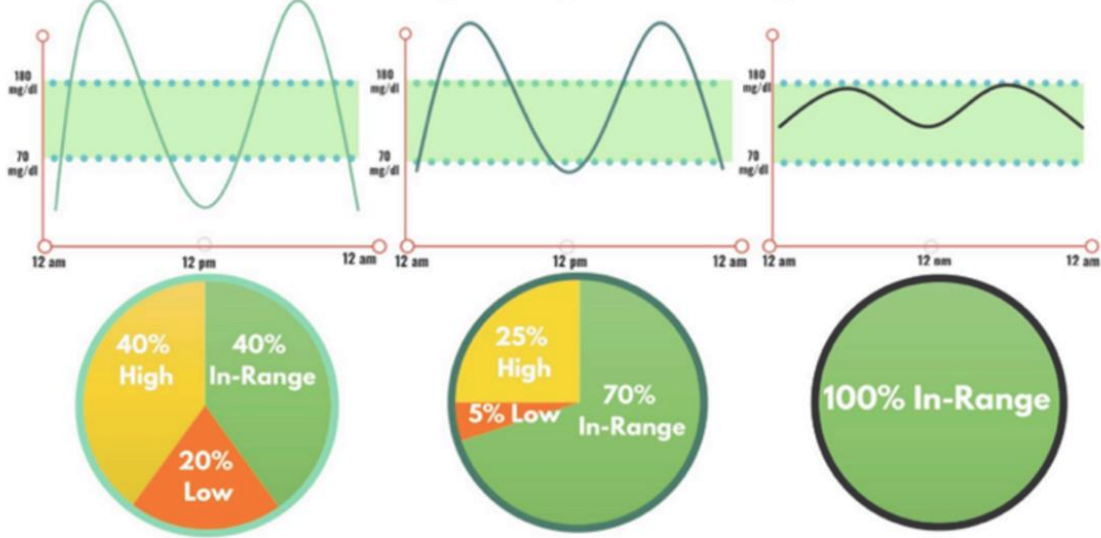
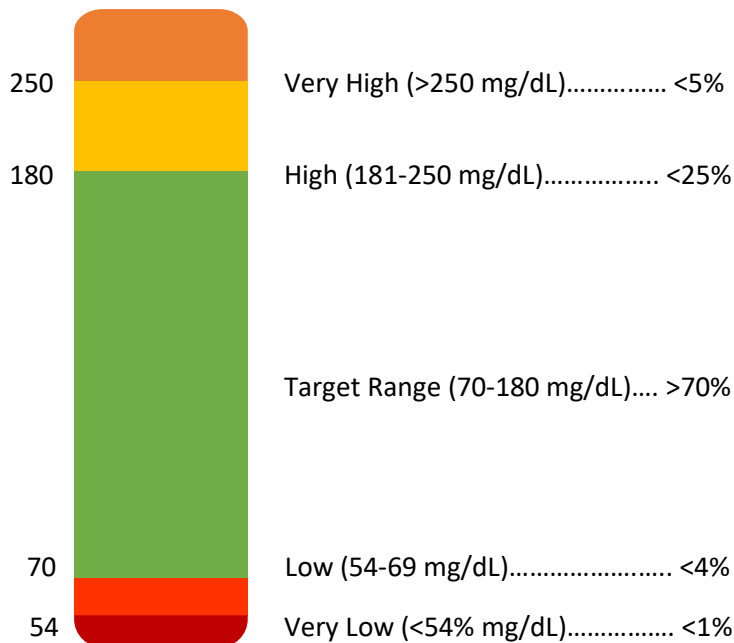


Image Retrieved from Diatribe.org, 2019.

## Additional Measurements of Glucose Control: Time in Range (TIR)

- Time in range provides a more realistic picture of what is going on day-to-day
- Captures the variability of highs, lows, and in-target blood sugars
- Empowers the patient to take control of their diabetes in between follow-up visits

## Time in Range Goals



## People With Diabetes

Type 1 and Type 2

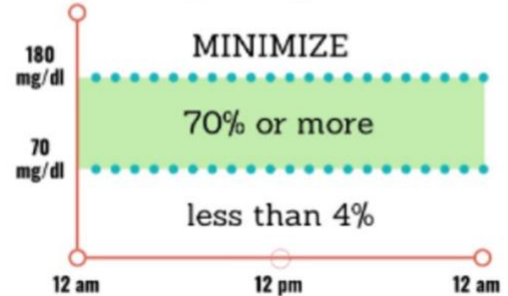


Image Retrieved from Diatribe.org, 2019.