

## Tips and Tricks for Playing Cymbals at Ohio State

NOTE: Parts will be assigned at summer sessions. There shouldn't be a situation where a new person is all alone on one part (unless a returning member is absent). We are working together on a team within parts and across parts to create the whole cymbal sound! Do not be afraid, and a highlighter is your BEST FRIEND.

### How parts work:

School songs

Every cymbal player plays the same thing.

Cadences

Part splits will be discussed after the band is made. For now, all play the same thing.

Buckeye Technique/Drumline Exercises

Usually, there are 5 parts, and sometimes there are 6 parts. Each part plays a particular "note" on the staff. Part 1 is always at the top and part 5 (or 6) is always at the bottom. In

Buckeye Technique 4.0:

- Part 1 is above the staff
- Part 2 is the top space
- Part 3 is the second space down
- Part 4 is the second space from the bottom
- Part 5 is the bottom space

Where notes are written on the middle line, everyone plays. Occasionally, a part or two may be omitted from this due to transition time (for example, measure 148 in exercise 8 of Buckeye Technique 4.0).

Odds and evens

This is a quicker way of saying we split parts 1, 3, and 5 from parts 2 and 4. Generally it is uneven at summer sessions due to the lack of a 6th part. Odds and evens are occasionally written into the music ("split" in the Revised Drum Cheers) and otherwise may be used by the squad leader during long runs of exercises to give the students' arms a quick break. Odds and evens are sometimes referred to as "ones and twos".

## Notation:

Below are examples of the notation we use at Ohio State for each kind of cymbal sound.

### Crash



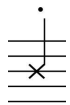
“Normal” note heads are used for crashes, regardless of carrying position. They can be quarter, half, or whole notes, even sometimes an eighth note.

### Choke



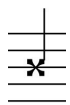
“Normal” note heads are also used for a crash choke, but staccato markings are used to indicate a choke. Occasionally the letters “ck” will indicate a choke as well.

### Hi hat



Hi hats are indicated by using a thin X for the note head. Usually they will also be shown with staccato markings to further distinguish them from sizz sucks.

### Sizz suck



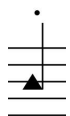
Sizz sucks are shown with a thick X as the note head. Sizz sucks will NOT have a staccato marking.

### Sizzle



Sizzles are shown with an oval that has an X inside. They may also look like a sizz suck or hi hat with a tenuto marking, depending on the year the exercise was written.

### Punch



Punches are denoted by using a triangle as the note head.

The carrying position of a note will be indicated on the page of music by a G or an AV written above the staff. T or “TRAD” indicates traditional.

## Carrying positions:

There are 5 carrying positions used at Ohio State. 3 of which are used for halftime/exercises, and 2 are used for school songs. This will be taught during sectionals at summer sessions, but here is a *quick* overview in words:

### Traditional

Traditional is used for school songs and the occasional exercise. In traditional, the cymbals will always be perpendicular to the ground. When playing, the tops of the cymbals are at eye level. These are the sounds we usually make in traditional:

- Crash
- (Crash) choke

### Gumption

Gumption is the most common position used during exercises and halftime. The cymbals will be at an angle, aligning with the left shoulder and right hip.

Gumption is used for these sounds:

- Crash
- (Crash) choke
- Hi hat
- Sizz suck
- Sizzle

### AV

AV is used during exercises and halftime. The cymbals will be perpendicular to the ground, similar to traditional, except the knots are at eye level. AV mostly uses these sounds:

- Crash
- (Crash) choke

### Punch

Punch is the lowest carrying position. The tops of the cymbals will be inside the armpits, with the cymbal resting near the hip. Looking down, you'll see the cymbals making a triangle shape. Punch has with these sounds:

- Punch
- After a gumption choke\*

\*If there is a gumption choke that is unmarked(the word "arm" is not written), the resulting position after playing the note will be punch position.