

## Scouting Apple Leaves for European Red Mite

Date: \_\_\_\_\_

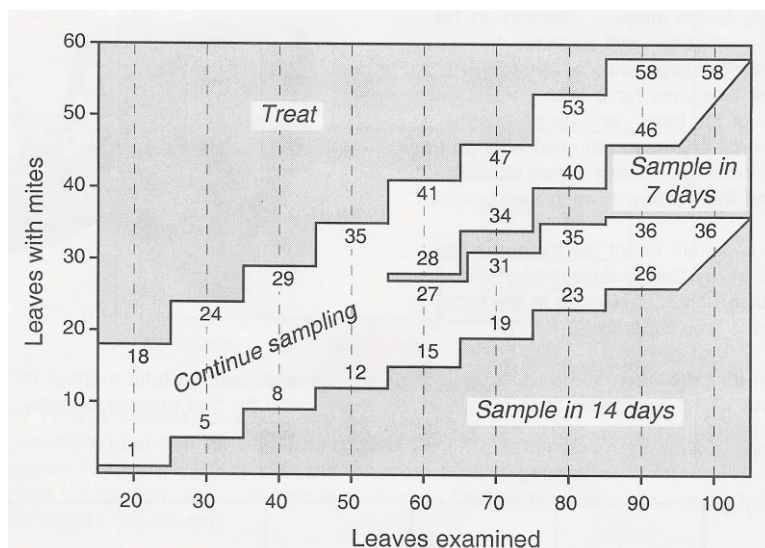
Farm: \_\_\_\_\_

Block: \_\_\_\_\_

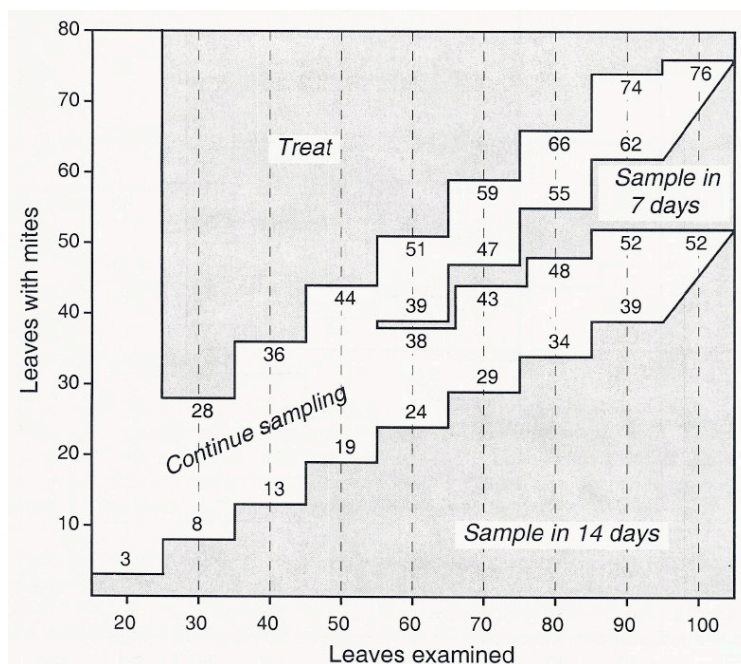
Scout: \_\_\_\_\_

**Procedure:** Collect 4 leaves from each of 5 trees, examine them for presence or absence of mites, then plot the number on the chart. If the point falls in the 'continue' zone, then collect leaves from additional trees until a decision is reached.

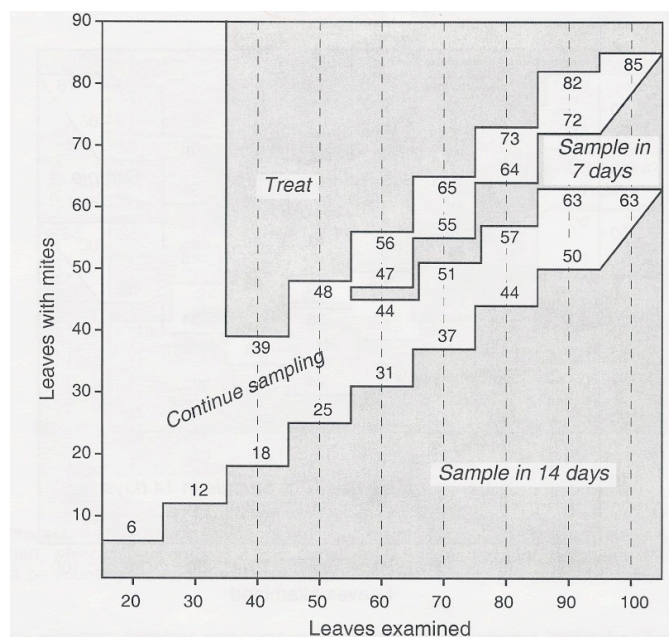
**Early season chart,  
mid-May to mid-June**  
(based on threshold  
of 2.5 mites per leaf):



**Mid-season chart,  
mid-June to mid-July**  
(based on threshold  
of 5 mites per leaf):



**Late season chart,  
mid-July to mid-August**  
(based on threshold  
of 7.5 mites per leaf):



**Source:** Cornell Cooperative Extension's  
2000 Pest Management Recommendations  
for Commercial Tree-Fruit Production..