










Ohio Stink Bug Identification Guide

Photo credits attributed on image

Species with brown adults		Species with green adults	
Brown marmorated stink bug, <i>Halyomorpha halys</i>	 <p>White bands on antennae. Faint light bands on legs.</p>	Green stink bug (aka Green soldier bug), <i>Chinavia</i> (<i>Acrosternum</i>) <i>hilare</i>	 <p>female male</p> <p>Ohio's most common green stink bug.</p>
Spined soldier bug, <i>Podisus maculiventris</i>	 <p>Dark bars at tip of membrane wings. Body narrower, shoulders pointier, legs lighter than others.</p>	Southern green stink bug, <i>Nezara viridula</i>	 <p>Common in South, not in Ohio. Distinguished from the green stink bug by size of the stink gland, on underside of abdomen between 2nd and 3rd legs.</p>
One-spotted stink bug, <i>Euschistus variolarius</i>	 <p>Ohio's most common brown species. Top side identical to brown stink bug. Underside of male with dark spot at tip of abdomen.</p>	Small Green on data sheet	<p>These species have not been identified yet...will ID once we have collected some specimens.</p> <p>????????????????</p> <p>Bugs that aren't Large Green or Red Shouldered should go here.</p>
Brown stink bug, <i>Euschistus servus</i>	 <p>The most common brown species in southern USA. Top side identical to one-spotted stink bug. Underside without dark spot on males.</p>	Red-shouldered stink bug, <i>Thyanta custator</i> & other spp.	 <p>Usually with red band across thorax. Smaller than the green stink bug.</p>
Dusky stink bug, <i>Euschistus tristigmatus</i>	 <p>female male</p> <p>Smaller but top similar to brown and one-spotted stink bugs. Underside of abdomen usually with 3 spots in a line.</p>	Size comparison of common stink bugs and similar bugs	
Rough stink bug, <i>Brochymena</i> spp.	 <p>Large, grey, rough. Not as common as others. Usually in trees.</p>	