









Identification guide for stink bug nymphs in Ohio, 2011

(NOTE!! These are all multi-colored, vary from instar to instar within each species, difficult to identify!)

Species with brown adults		Species with green adults	
Brown marmorated stink bug <i>Halyomorpha halys</i>	 <p>Kent Loeffler</p> <p>2nd instar 3rd instar 5th instar</p>	Green stink bug (green soldier bug), <i>Chinavia (Acrosternum) hilare</i>	 <p>Aaron Peterson Patrick Coin</p> <p>2nd instar 4th instar</p>
Spined soldier bug, <i>Podisus maculiventris</i>	 <p>Gerald Lenhard</p>	Southern green stink bug, <i>Nezara viridula</i>	 <p>Herb Pilcher</p> <p>2nd instar 3rd instar 4th instar</p>
One-spotted stink bug, <i>Euschistus variolarius</i>	No pictures available 1st & 2 nd instars of <i>E. variolarius</i> & <i>E. servus</i> almost identical. 3 rd instar of <i>E. variolarius</i> has white band on ventral side of head that reaches the eyes; does not do so in <i>E. servus</i> ; similar in 4 th & 5 th instars. Last 2 antennal segments in 4 th & 5 th instars are brownish black in <i>E. variolarius</i> while red to reddish brown in <i>E. servus</i> .	Red-shouldered stink bug, <i>Thyanta custator</i> & other spp.	 <p>Herb Pilcher</p> <p>4th & 5th instars</p>
Brown stink bug, <i>Euschistus servus</i>	 <p>M.E. Rice</p>		
Dusky stink bug, <i>Euschistus tristigmatus</i>	 <p>Herb Pilcher</p>		
Rough stink bugs, <i>Brochymena</i> spp.	 <p>Joseph Berger</p>		

ID chart developed by Celeste Welty, Dept. of Entomology & Jim Jasinski, OSUE IPM Program

