


CLOVERBUD READING ADVENTURES

What Do You Do With An Idea?

By Kobi Yamada

This book is built on being creative, persevering, and pushing for your dreams, whatever those are. The ideas and goals people have might be scary to share with others. But they can change the world. You can do anything you put your mind to! What do you do with an idea? Maybe an idea that is different, or daring, or even wild? This story is about an idea to inspire you to welcome that idea, give it space, and see what happens. Dream big and work for what you want to accomplish!



ACTIVITIES AND CRAFTS



My Idea Crown

Materials: Paper, pens, colored pencils, markers, crayons, scissors, tape or glue, glitter, anything else they might want to create their own paper crown

What to do: Tell the youth that you are going to create your own idea crown, just like the boy had in the book. Give some time for them to create the crown and decorate it. Encourage them to be creative. Now, have them put it on and wear it. Share all of the wonderful ideas they are coming up with.

GAME

Let's Talk About Dreams

Supplies: Paper, markers, crayons, colored pencils, any other craft supplies

How to play: What are your hopes and dreams for the future? You can be anything you want to be. You are your own superhero. Think about what the dream/power is that you have. How are you achieving your dreams? What will you do to achieve your hopes and dreams? Draw a picture of you Achieving this. Share with your 4-H club. Remind the youth that they are magnificent, and their dreams can become reality. Dream big!




THE OHIO STATE UNIVERSITY
EXTENSION



ohio4h.org/cloverbudresources

CFAES provides research and related educational programs to clientele on a nondiscriminatory basis. For more information, visit cfaesdiversity.osu.edu. For an accessible format of this publication, visit cfaes.osu.edu/accessibility.



Growing Ideas


Supplies: Clean eggshells (1 per Cloverbud member, broken toward the top), markers, toilet paper rolls, scissors, soil, seeds (grass, wheat, rye)

How to play: Grow your ideas! Big goals and dreams can be nurtured to grow. Just like seeds need time and nutrients, goals and ideas need time and support too. Ideas and goals can CHANGE the WORLD if they are nurtured and allowed to grow, just like plants.

Cut the toilet paper rolls to make a body for the egg. Set the big part of the eggshell in the top of the toilet paper roll. Youth can decorate the “body” with the markers. Draw a face on the eggshell. Fill eggshell with the soil. Sprinkle a few seeds on top. Add a very thin layer of soil on top of the seeds. Spray with a spray bottle of water to water lightly. Watch the egg grow hair.

When you are done with the egg plants, you can plant it in the soil. Egg shells with compost and be good for the soil.

SNACKS



Banana Sushi

Ingredients: Bananas (1 per child), any toppings such as: sprinkles, chocolate chips, shredded coconut, rice cereal, nut butter, yogurt, chia seeds, fruit rice cereal, chopped nuts, strawberries, raisins, mini marshmallows, etc.

What to do: Peel banana. Coat banana with nut butter or yogurt. Have the youth think of their ideas and what they would want on their banana sushi. Provide a variety of toppings that they can put on their banana. When toppings are finished, cut into ½ inch slices. Eat and enjoy.



Fruit Pizza

Ingredients: Graham crackers, cream cheese, knife, plate, napkin, variety of fruit (strawberries, banana, blueberries, raspberries, kiwi, grape, peaches, oranges, etc.)

What to do: Give each child a graham cracker. They should spread cream cheese on their graham cracker. They can create their fruit pizza on it. Encourage them to be creative and try some different fruits.

OTHER BOOKS TO READ ALOUD

What Do You Do with A Problem? by Kobi Yamada
What Do You Do with A Chance? by Kobi Yamada
When I Grow Up by Al Yankovic
Stories for Kids Who Dare to Be Different by Ben Brooks
What Shoes Will You Wear by Julia Cook



EVALUATION

We value your input! After completing a Reading Adventure with your Cloverbuds, please tell us what you think. Your feedback will be used to improve the Reading Adventure program. Type the link in your browser and navigate to the evaluation site. <https://go.osu.edu/evaladventures>

4-H CLOVERBUD READING ADVENTURES

Reading Adventures are part of the Ohio 4-H Cloverbud Program. This adventure was developed by Rebecca Supinger, Extension Educator, 4-H Youth Development, Ohio State University Extension. It contains well-known activities, games, and snacks. Sources are indicated where appropriate. Find more reading adventures online at ohio4h.org/cloverbudresources.

TIP:

This 4-H Cloverbud Reading Adventure works well with Chapter 30 ‘What I Want to Be When I Grow Up’ in *The Big Book of 4-H Cloverbud Activities* available through OSU Extension offices or online at extensionpubs.osu.edu. Ohio residents get the best price when they order and pick up their purchases through local Extension offices.

SOURCES:

Pictures: Shutterstock.com and rawpixel.com

Crown: <https://www.live-inspired.com/asset/61282e6beb48c>

Teachers pay teachers: [teacherspayteachers.com](https://www.teacherspayteachers.com)

