


CLOVERBUD READING ADVENTURES

Click, Clack, Moo Cows That Type

By Doreen Cronin, Illustrated by Betsy Lewin

Farmer Brown has a problem. His cows like to type. All day long he hears Click, clack, moo. Click, clack, moo. Clickety, clack, moo. But the problems really begin when the cows start leaving Farmer Brown notes. First it was electric blankets-where will it end? And when the animals don't get what they want they go on strike, of course! Doreen Cronin's unusual text and Betsy Lewin's quirky illustrations make this a hilarious story.



Background Information

Some children may not know what a typewriter is or may have never seen a typewriter. Show members a picture of a typewriter. If you have access to an old typewriter, let the Cloverbuds practice typing their name or a short message to a friend or family member.

The *Undeniably Dairy* coloring pages from dairygood.org work well with this lesson.

ACTIVITIES AND CRAFTS

Cow Paper Plate Mask

Materials: paper plate, pink construction paper, white paper or cardstock, googly eyes, black marker or black paint, craft stick for the handle, scissors, glue, tape.



What to do: Color or paint black spots on the back of the paper plate, cutout and color or paint the ears and attach to the paper plate, using pink construction paper cutout a nose and glue to the paper plate, either cutout eye holes or glue on googly eyes, add a craft stick for a mask handle.



Duck Paper Plate Mask



Materials: One half of a paper plate, yellow or orange construction paper, craft stick, black marker, scissors, clear tape, masking tape, glue, template for duck bill included with this lesson. Copy the template onto yellow or orange paper. Optional supplies: googly eyes, craft feathers.

What to do: Cut paper plates in half, cut out duck bills, fold each duck bill piece on the dashed lines, cut out a pink tongue and glue it in the bottom of the duck's bill, attach duck bills to paper plate with clear tape, either cutout eye holes or glue on googly eyes, add a craft stick for a mask handle.

GAMES

Animal Cracker Charades

Materials: Assorted animal crackers in a container that is not see-through.

What to Do: Without letting anyone else see what animal they get, ask a Cloverbud to pull an animal cracker from the container. They then act out the animal for other children to guess. Once the other Cloverbuds have correctly identified their animal, the Cloverbud can eat their animal cracker.



Farmer Says...

Materials: This game does not require any supplies.

What to Do: The adult leader or Cloverbuds can take turns being the "Farmer." Instead of "Simon Says" say "Farmer Says".



SNACKS

Yogurt Fruit Parfait


Ingredients: Small plastic cup, spoon, vanilla yogurt, assorted fruit (such as strawberries, blueberries, blackberries, peaches, bananas) cut in small pieces, granola

What to do: Each Cloverbud can build their own fruit parfait by putting alternating layers of yogurt and fruit in their cup. Top with granola. Enjoy!



Homemade Butter

Materials Small glass jar with a tight-fitting lid, heavy cream (35% whipping cream, plastic knife, crackers



What to do: Fill the jar halfway with cream. Put the lid on tightly. Have each Cloverbud take turns shaking the jar. In a few minutes, the cream will begin to thicken and you will no longer hear the cream splashing in the jar. The cream has turned into whipped cream! Remove the lid and allow the Cloverbuds to taste (if desired). Replace the lid and continue to shake. You should start to hear liquid splashing in the jar again. This is the buttermilk separating from the butter that is beginning to form. Continue shaking until the cream has solidified. Pour off any buttermilk and rinse the butter under cold water. As you rinse, squeeze the butter to remove any remaining buttermilk. Spread butter on crackers and allow the Cloverbuds to taste.

DISCUSSION QUESTIONS

- How did the cows get their ideas across to Farmer Brown?
- How did Farmer Brown get his ideas across to the cows?
- How did the duck's way of thinking impact the outcome of the story?
- How do humans communicate with each other? How do animals communicate with each other?
- How do you know when your pet wants something?
- What would it be like if animals could talk?

OTHER BOOKS TO READ ALOUD

Diary of a Worm, Doreen Cronin

Click, Clack, Quackity Quack, Doreen Cronin

Duck for President, Doreen Cronin

4-H CLOVERBUD READING ADVENTURES

Reading Adventures are part of the Ohio 4-H Cloverbud program. This adventure was developed by Bruce Zimmer, Extension Educator, 4-H Youth Development, Ohio State University Extension. It contains well-known activities, games, and snacks. Sources are indicated where appropriate. Find more reading adventures online at ohio4h.org/cloverbudresources.

TIP:

This 4-H Cloverbud Reading Adventure works well with Chapter 44 '**Pets**' in *The Big Book of 4-H Cloverbud Activities* available through OSU Extension offices or online at extensionpubs.osu.edu. Ohio residents get the best price when they order and pick up their purchases through local Extension offices.



EVALUATION

We value your input! After completing a Reading Adventure with your Cloverbuds, please tell us what you think. Your feedback will be used to improve the Reading Adventure program. Type the link in your browser and navigate to the evaluation site:

<https://go.osu.edu/evaladventures>



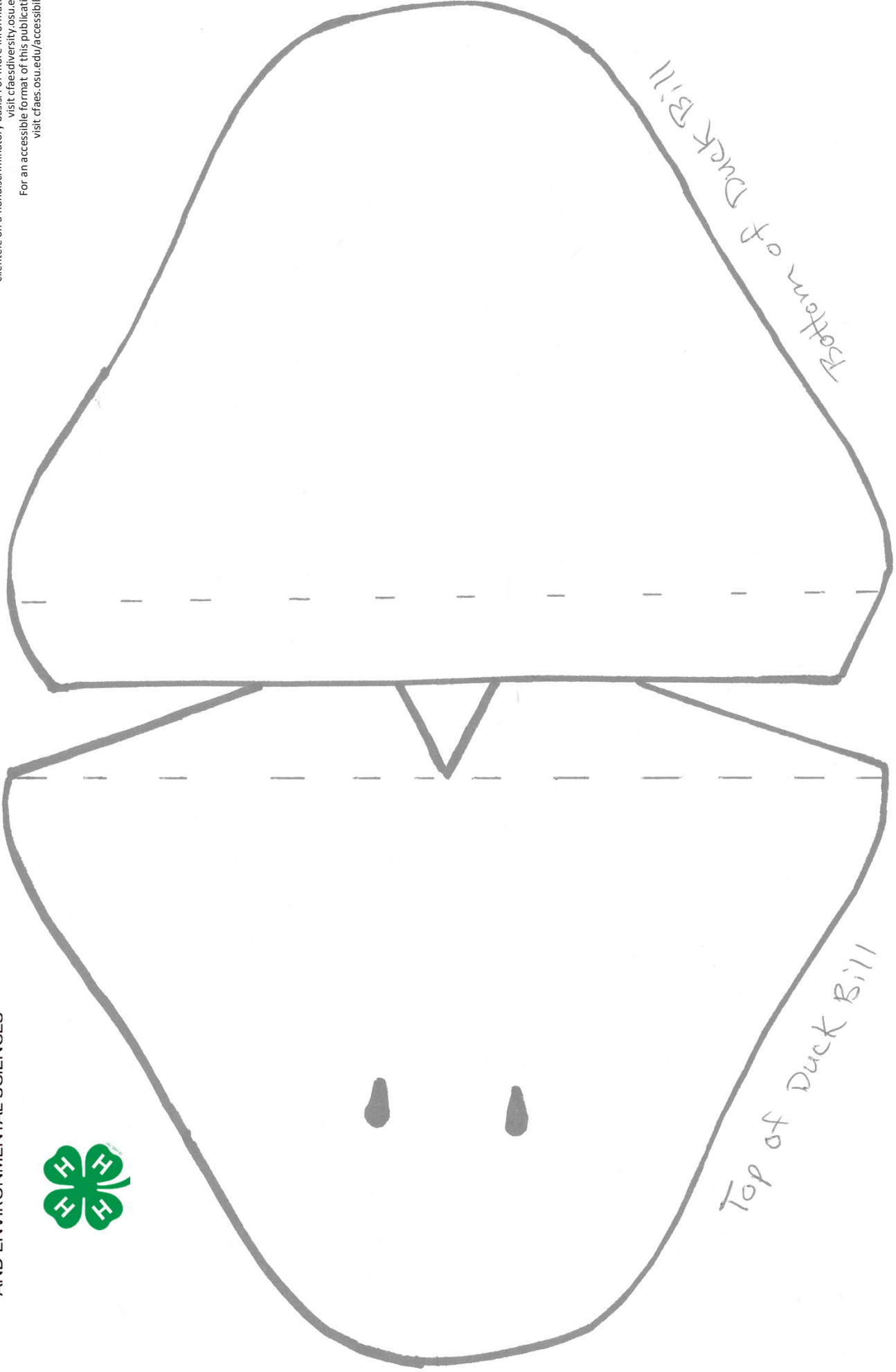


THE OHIO STATE UNIVERSITY
COLLEGE OF FOOD, AGRICULTURAL,
AND ENVIRONMENTAL SCIENCES



Ohio 4-H Youth Development Ohio4h.org

CFAES provides research and related educational programs to clientele on a nondiscriminatory basis. For more information, visit cfaesdiversity.osu.edu.
For an accessible format of this publication, visit cfaes.osu.edu/accessibility.





Did You Know?

AN UNDENIABLY DAIRY COLORING BOOK

DairyGood.org



Co-Jack Cheese Crisps

10 servings • 30 min prep time

Ingredients:

- Non-stick [Cooking Spray](#)
- 1 package finely shredded [Colby Jack Cheese](#) (8oz)



Directions:



1 Preheat oven to [350°F](#).



2 Lightly coat rimmed baking sheet with non-stick cooking spray. Place [2 teaspoons Colby Jack Cheese](#) mounds 2 inches apart on baking sheet. Press mounds gently with fingers to flatten.



3 Bake until mounds are thin, bubbly and golden, [no more than 6 to 8 minutes*](#).
*Baking too long will make crisps too hard and not easily removed from the baking sheet.



4 Immediately [transfer crisps to paper towels with a metal spatula](#).
Serve when crisps have cooled completely.

TIP: May be baked one day ahead and crisped before serving in oven at warm setting, for 4 to 5 minutes.






Did You Know?

Dairy foods like yogurt, cheese and milk make it easy
to power up with protein all day.




Did You Know?

Farmers and veterinarians are constantly making sure cows are comfortable.




Did You Know?

Cows sleep on beds like we do.
These cows are laying on sand, like a beach!



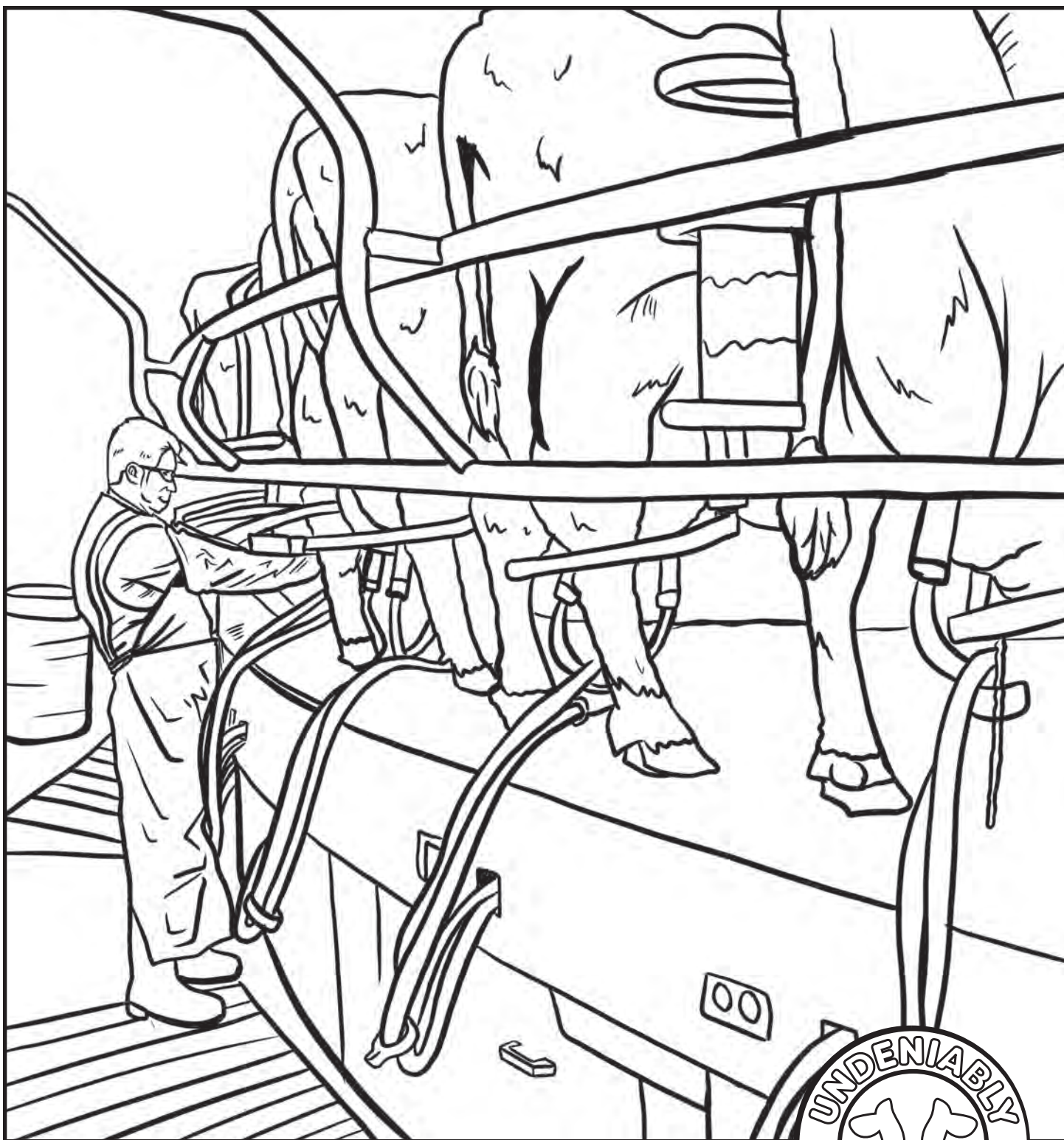
Did You Know?

Dairy farmers are the ultimate recyclers.
A dairy cow will eat the entire corn plant!




Did You Know?

Many cows wear activity trackers like some people which shows how much they eat, sleep and milk.



Did You Know?

On average, one cow gives about
7 gallons of milk per day.



Did You Know?

Most people in the U.S. live within 100 miles
of a dairy farm. That's local!



Did You Know?

About 95% of U.S. dairy farms are
family owned and operated.



Rainbow Unicorn Smoothie

4 servings

Ingredients:

- 1½ cups – Milk
- ½ cup – Vanilla Yogurt
- 2 cups – Frozen Strawberries
(about 10 large)
- 1 cup – Frozen Blueberries
- 1 cup – Frozen Mango Chunks

Optional Toppings

- 6 Tbsp – Whipped Cream
- 4 tsp – Unicorn Sprinkles
- Decorative Unicorn Horn Candles, Wick Trimmed



Directions:





- 1 Combine ingredients and blend until smooth, adding additional milk to thin if needed.



- 2 Divide smoothie into 4 glasses and top with optional toppings.

Real Inspiration for Your Color Pages



Learn why at
DairyGood.org



American Dairy Association
MID-EAST

