

5 YEARS

OHIO GOVERNOR'S  
**EXPEDITED  
PARDON**  
PROJECT

Reflects data as of December 12, 2024.



29,500+

people visited the program website



3,000+

views of our training videos on YouTube



5

service providers assist applicants at no cost



10+

support organizations have helped to spread the word about the program

As of December 12, 2024, 1262 individuals have applied to the project. Of those, the Project Team formally accepted 543 clients. The remaining applicants were either denied, withdrew their applications, sought a different remedy, or are being evaluated for acceptance. The two most common reasons for non-acceptance are: 1) it has been less than 10 years since the person completed their last sentence, and/or 2) they have a disqualifying offense on their record.

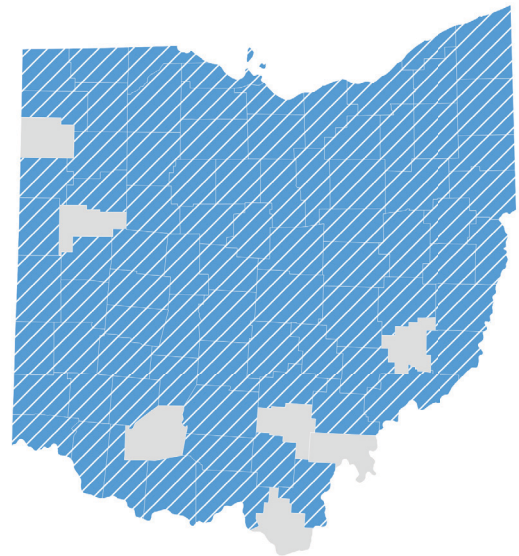
1262 applications received

543 applicants accepted into the program



182 applicants pardoned

The remaining clients accepted into the program are in various stages of completing their pardon application or withdrew their application.



The program has received applications from across the state of Ohio and the U.S.

Applications received from:

81

Ohio counties

31


U.S. states



Accepted clients had  
**1–21**

criminal convictions  
on their record

The majority of accepted clients had between 1 and 3 convictions, though many had 5 or more criminal convictions on their record.



The top  
**3 reasons**

applicants cited for  
seeking a pardon

- 1 Employment and career opportunities
- 2 Removal of stigma and housing barriers
- 3 Educational and volunteer aspirations

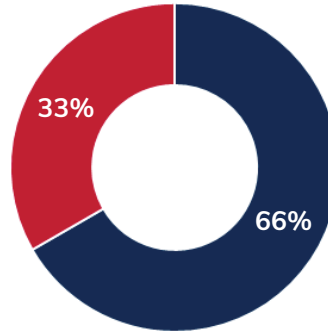
*“I would like to be granted a pardon so that I will be free of the stigma attached with a felony conviction. Receiving a pardon would increase my career and employment opportunities.”*

**- ACCEPTED CLIENT**

*“I am hopeful that I will be able to return to a university and complete a PhD in neuropsychology, doing research to help identify how trauma impacts behavior. I want to have positive impact on the world around me and I do not want my record to get in the way of that.”*

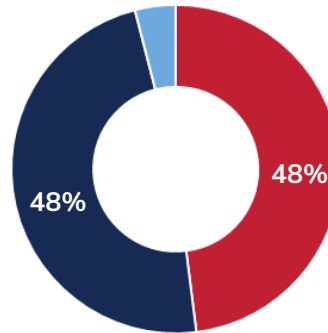
**- ACCEPTED CLIENT**

## PROFILE OF AN APPLICANT



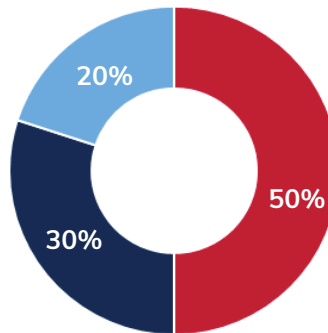
### GENDER

Roughly two thirds of the applicants identify as male and about one third identify as female.



### RACE/ETHNICITY

Approximately 48 percent of the applicants identify as white, 48 percent identify as Black/African American, and the remaining applicants identify as another race/ethnicity, multiple, or it is unknown.



### INCOME

A little over 50 percent of the applicants have an annual household income of less than \$50,000, about 30 percent have a household income between \$50,000 to \$100,000, and the remainder either have household incomes above \$100,000 or their income is unknown.

*Please note: detailed demographic information was not provided by all applicants. Additionally, the data for accepted clients will change as cases currently under review are accepted into the project.*

[ohioexpeditedpardon.org](http://ohioexpeditedpardon.org)

