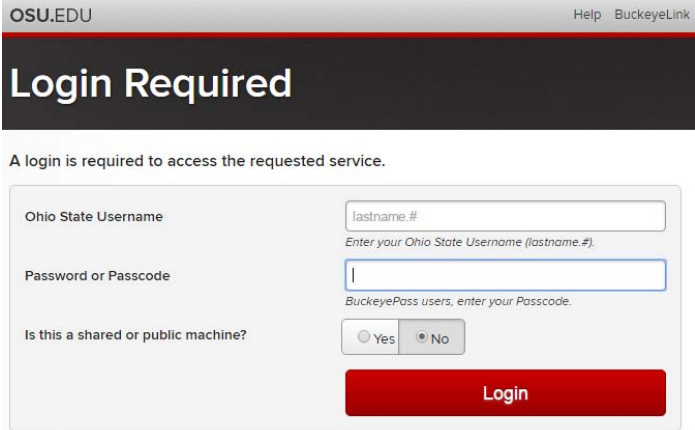




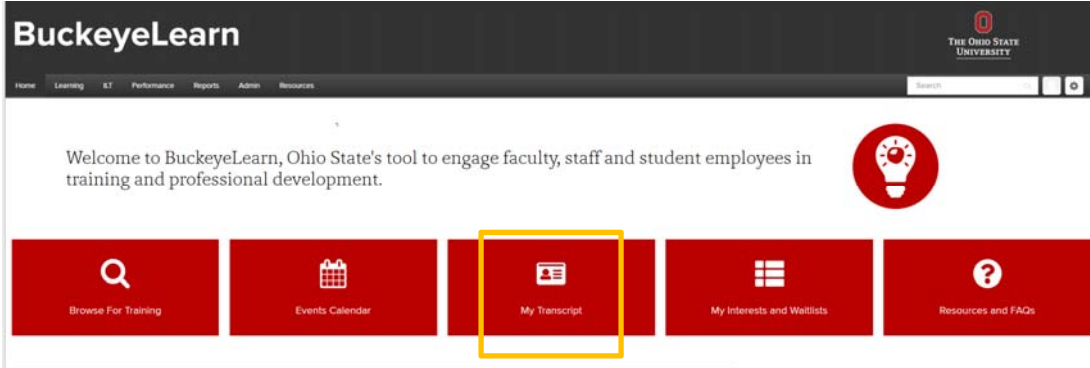


Directions for Accessing BuckeyeLearn for Wexner Medical Center Online Course Requirements

<p>LOGGING IN</p>	<p>You will use Single Sign-On to access BuckeyeLearn. You can log in with either your Name.# or your Medical Center Login ID. The password is synced to the password portal. If you have any difficulty with your access please call the OSUWMC help desk at 293-3861</p> <p>To access the BuckeyeLearn site:, click the link below: https://buckeyelearn.osu.edu</p> <p>If you are a new student, you will receive an activation email instructing you to activate your name.# account. You must activate your name.# account before logging into BuckeyeLearn. If you did not receive an activation email, contact the Help Desk at 614-688-HELP.</p> 
<p>DEFINITIONS/ NEW VOCABULARY</p>	<p>Notice the Icons below that represent different types of learning objects in the system</p> <ul style="list-style-type: none"> ILT (Instructor Led Training) Online Course - eLearning or Computer-Based Learning (CBL) MTest indicates a test in BuckeyeLearn Curriculum (a group of related learning objects. They may contain online courses, ILTs)
<p>ACCESSING ASSIGNED TRAINING</p>	<p>Log onto BuckeyeLearn. Click on My Transcript icon on the Welcome Page to see the list of current active assignments. Check your transcript first before self-enrolling in assignments.</p> 

ASSIGNMENTS FOR Nursing STUDENTS

The following online courses are required for nursing students and will either come up in your transcript or by searching for them.

Basic Requirements are listed below and should be in your transcript.

Code Silver Preparedness
This 30 minute course is designed for All Medical Center Staff. In this course, you will learn basic information about Code Silver definition and terms, staff notification, and how to respond. After you successfully complete this course, you should be able to: define Code Silver; respond to Code... read more

Compliance and Integrity Program
In this 30 minute online course, you will learn about The Ohio State University Wexner Medical Center's Integrity Program. After you successfully complete this course, you should be able to identify the Purpose of the Integrity Program, identify Compliance Risk Area Examples, access the Compliance R... read more

Emergency Preparedness
Welcome to Emergency Preparedness. This course provides information that will help you deal with emergency situations, such as, external or internal disasters, patients or staff in danger, bomb threats, severe weather/tornado occurrences or infant/child abduction. After you successfully complete thi... read more

Fire Safety
In this module you will learn about fire prevention and safety. After you successfully complete this course, you should be able to: Identify fire safety concepts and fire prevention strategies. Identify components of RACE and PASS. Identify evacuation strategies. Understand fire drill re... read more

Hazard Communication
In this course, you will learn about the Hazard Communication Program. The purpose of the Hazard Communication Program is to ensure that employees are aware of hazardous chemicals that may be in the workplace, to provide information on how chemicals are to be managed, and to provide information on t... read more

Understanding the Sexual Misconduct Policy
This 30 min online course will provide participants with key legal and policy details, how to recognize sexual misconduct, how to file a complaint or make a report, support resources, and how to prevent sexual misconduct in the work and academic setting. There is a short knowledge check at the end o... read more

Infection Prevention (Choose the option that applies to your role)

Infection Prevention (Clinical)
In this 45 minute online course, you will learn to: Describe guidelines for hand hygiene, identify the components of standard precautions, explain the categories of transmission based precautions and list resources available to apply isolation precautions appropriately, list components of the Bloodb... read more

Infection Prevention (Non-Clinical)
In this 45 minute online course, you will learn to describe guidelines for hand hygiene, explain the rationale for standard precautions, explain what bloodborne pathogens are, explain how the bloodborne pathogen exposure control plan protects employees working in hospitals and explain the basis fo... read more

Patient Safety (Choose option that applies to your role)

Patient Safety (Clinical)
In this 20 minute online course, you will learn about patient safety practices. After you successfully complete this course, you should be able to: Identify the elements of Patient Safety, Identify the elements of the culture of safety, Be familiar with teamwork and communication, Identify types of... read more

Patient Safety (Non-Clinical)
In this 20 minute online course, you will learn to: identify the elements of Patient Safety, identify the elements of the culture of safety, be familiar with teamwork and communication, identify types of patient safety reports, identify the Leadership Council for Clinical Quality, Safety and Service... read more

HIPAA Privacy and Security- In this 30 minute online course, intended for all faculty, staff, and students who are required to take HIPAA training, you will learn how to keep patient information secure.

HIPAA Privacy and Security 2017-18
Online Class | Wexner Medical Center
Welcome to **HIPAA Privacy & Security**. In this 30 minute online course, intended for all faculty, staff, and students required to take **HIPAA** training, you will learn how to keep patient information secure. You will be able to recognize how privacy and security of sensitive information is your responsibility, identify situations where sensit...

Introduction to Cultural Sensitivity- You only need to complete one item within this curriculum to fulfill your annual Diversity Training Requirement. There are four available options. *We do recommend the online course option for students and Instructors.*



Introduction to Cultural Sensitivity

Online Class · Wexner Medical Center

Request

Assign

In this 30 minue online course, you will have an introduction to Cultural Sensitivity. Diversity and cultural sensitivity is a national health care concern. This mo how the Medical Center's staff can meet the needs of our ethnic/cultural environment and our personalized health mission. After you successfully complete f should be able to: Explain OSUWMC's commitment to diversity, Define key terms such as cultural awareness, cultural knowledge, and cultural sensitivity, Rec differences (staff, students, patients, visitors,) in health care to ensure better patient outcomes, Identify resources available at the Medical Center to help us b patient and staff advocates.

If your training isn't in the transcript

There are times when students may not be assigned to lessons. If you do not see Nursing Student and Instructor curriculum listed please search for the nursing student and clinical instructor lessons using the global search function at the top right hand portion of the screen. Type in Nursing students and instructor.

Training Details



Nursing Students and Instructors


Curriculum · Wexner Medical Center

Request

Assign

This curriculum is for visiting nursing students and their instructors.


You will also need to search for the Appropriate Use of Restraints and the POC Glucometer modules using the global search area using the names listed below.



Appropriate Use of Restraints and Alternatives
Online Class - Wexner Medical Center

[Assign](#)

This 15 minute course is designed for RNs and Ancillary Staff that apply restraints. The Ohio State University Wexner Medical Center has created and required you to complete this module as a staff member from an inpatient or ancillary area, who applies restraints, works with patients in restraints, and monitors patients in restraints. After you successfully complete the this course, you should be able to: identify types of restraints and how they are used; identify alternatives to restraint use; identify safety considerations and determine assessment and documentation of restraints.



POC Nova StatStrip Glucometer Competency
Curriculum - Wexner Medical Center


[Request](#) [Assign](#)

In this curriculum, you will learn about Nova StatStrip Glucometer Competency. You will also complete an assessment with limited retries on this topic.


Available Languages
English (US)

Subjects
Education > Clinical




Curriculum



POC Nova StatStrip Glucometer Competency
In this 15 minute course, you will learn about Glucose Testing CLIA Waived using the Nova StatStrip Glucometer. After you successfully complete this course, you should be able to: identify Glucose Testing Regulatory Standards; identify the OSUWMC Glucose Testing Accreditation Program; identi... read more



POC Nova StatStrip Glucometer Competency Assessment
This is the test associated with the Nova StatStrip Glucometer online course. You will have three attempts to pass this assessment with a score of 100%. If you do not pass the assessment in the allotted attempts, contact the POC department at 685-6610 to set up re-education.

VIEWING COMPLETIONS	<p>Once you have finished an assignment, it will be in your completed section. Change to completed status to view completions and you will see the completed lessons.</p> <div style="border: 1px solid #ccc; padding: 5px; margin-bottom: 5px;"> Completed ▾ By Completion Date ▾ All Types ▾ <input style="width: 100px;" type="text" value="Search for training"/> </div> <p>Search Results (20)</p> <div style="border: 1px solid #ccc; padding: 5px; margin-bottom: 5px;">  <p>Central Line Maintenance Bundle (RN) Completed: 6/8/2016 Status: Completed</p> <p style="text-align: right;">View Certificate ▾</p> </div> <div style="border: 1px solid #ccc; padding: 5px; margin-bottom: 5px;">  <p>HIPAA Privacy and Security 2016 Completed: 6/8/2016 Status: Completed</p> <p style="text-align: right;">View Certificate ▾</p> </div> <div style="border: 1px solid #ccc; padding: 5px;">  <p>Basic Requirements Completed: 6/8/2016 Status: Completed</p> <p style="text-align: right;">View Certificate ▾</p> </div>
----------------------------	---

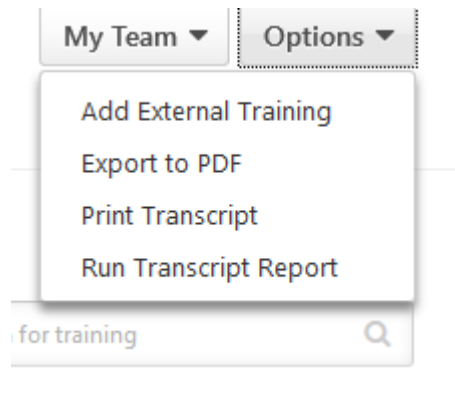
TROUBLE LOADING THE CONTENT	<p>If you observe the content you have chosen does not launch, then the pop-up blocker may be enabled in your Internet Explorer browser. You may see that you are stuck <i>Loading title</i>. <i>One moment please....</i>Initially, you will see <i>Internet Explorer blocked a pop-up from ohio-state.csod.com</i></p> <p><i>The steps listed below are for Internet Explorer</i></p> <ol style="list-style-type: none"> 1. Click the <i>Options for this site</i> 2. Click Always Allow 3. Click the back button on the browser.<i>is site</i> button. 4. Then, re-launch the content.
------------------------------------	--



If you are using a browser other than Internet Explorer, check the Browser's Help feature for steps to disable the pop-up blocker for the *ohio-state.csod.com* site.

PRINTING
YOUR
TRANSCRIPT

In BuckeyeLearn, you can choose to print your Transcript from the **Options** menu of your **Transcript** page.



When you click on Print Transcript the lessons completed will come up in order to print.

Completed Training: Janice Wilcox				
Title	Type	Completion Date	Score	Status
Central Line Maintenance Bundle (RN)	Online Class	6/8/2016	90	Completed
HIPAA Privacy and Security 2016	Online Class	6/8/2016	100	Completed
Basic Requirements	Curriculum	6/8/2016		Completed
Clinical Staff Requirements	Curriculum	6/8/2016		Completed
CLS-CE-0109-Designated RN Planner Update	External Training	12/1/2015		Completed
E-PRIVCY-0115-Annual HIPAA Privacy and Security 2015	External Training	7/30/2015		Completed
E-QUAL-0115-Patient Safety 2015-Clinical	External Training	7/30/2015		Completed
E-EPIDEM-Infection Prevention Non-Clinical	External Training	7/30/2015		Completed
E-JAMES-Introduction to Evacuation at James	External Training	6/1/2015		Completed
CLS-CE-2017_2175_0317_NURTURING EXCELLENCE THROUGH NURSING RESEARCH	External Training	4/23/2015		Completed
CLS-TRANSTRN-Sandbox	External Training	11/4/2014		Completed
E-TRANSTRN-Preparing for transition	External Training	10/28/2014		Completed
E-TRANSTRN-Patient Services Workflow	External Training	10/28/2014		Completed
E-TRANSTRN-Environment of Care	External Training	10/28/2014		Completed
E-TRANSTRN-Equipment & Technology	External Training	10/28/2014		Completed
E-TRANSTRN-Navigation and Way-Finding	External Training	10/28/2014		Completed
CLS-CE-2016_2165_0922_Blending Two Specialties_Oncology & Critical Care	External Training	9/26/2014		Completed
E-PRIVCY-0114-Annual HIPAA Privacy and Security 2014	External Training	5/1/2014		Completed
E-QUAL-0114-Patient Safety 2014	External Training	5/1/2014		Completed
E-SAFETY-Hazard Communication	External Training	5/1/2014		Completed

Glucometer Module and Test

Nursing students will have individual access to the glucometers at the OSUWMC to perform glucose checks on their patients. In order to obtain this access you must do the following:

- Take the Computer Based Learning (CBL) Module titled, “Nova StatStrip Glucometer Competency” and **obtain a 80% on the test.**
- Complete Quality Controls (QC) on the glucometers on the unit to complete your access.
- When performing a glucometer capillary glucose check on your patient in the medical center, you will use your school code – which will be given to you by your college clinical instructor.

IHIS/Electronic Documentation System

IHIS is the name of the electronic medical record system at OSU Wexner Medical Center. **You will need to complete IHIS training to gain access to IHIS.** You will complete your IHIS training on line by completing several interactive eLearnings on OSU’s on line learning system called **BuckeyeLearn**.

If you have previously completed these modules you will not need to complete again.

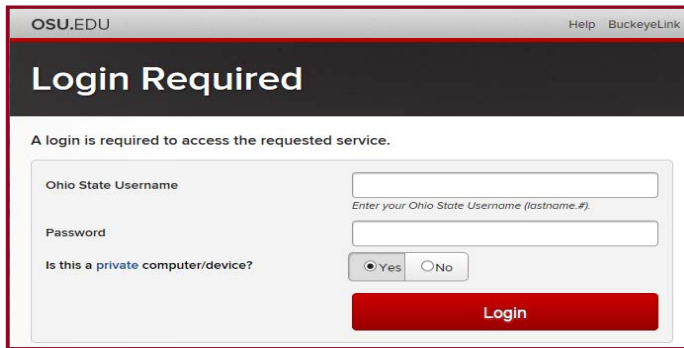
If you have any questions, please call our IHIS Training Center at (614) 366-4777.

To access, enroll in, and complete your IHIS on line Training Follow these instructions:

- 1. ACCESS BUCKEYELEARN.**

Either click on this link or copy and paste into a web browser <https://buckeyelearn.osu.edu>

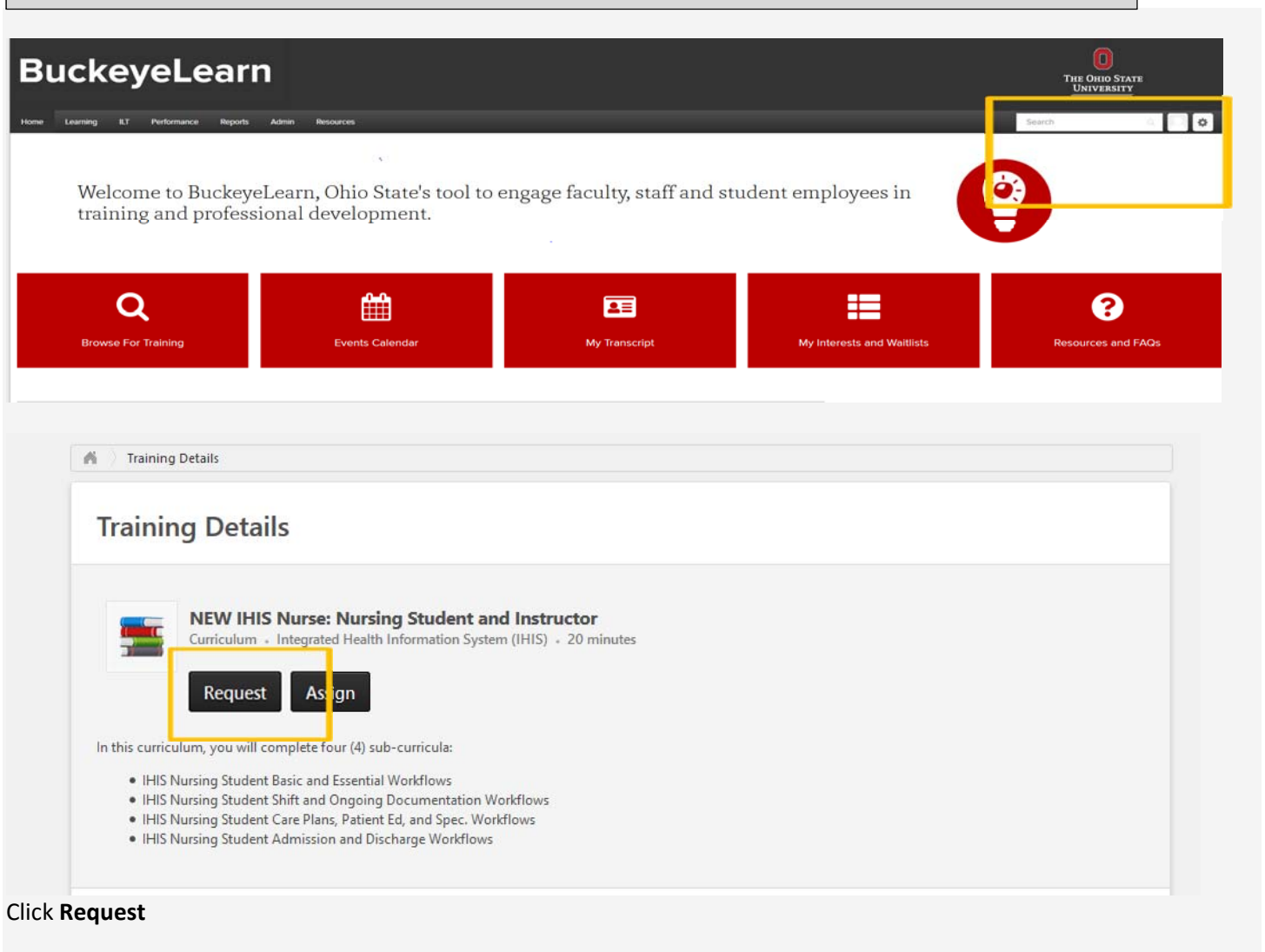
Log in with your OSU name.# and password.



Enroll in the assigned training by:

2. SEARCH FOR ELEARNING TITLE BELOW.

NEW IHIS Nurse: Nursing Student and Instructor will pull in the entire curriculum



Welcome to BuckeyeLearn, Ohio State's tool to engage faculty, staff and student employees in training and professional development.

NEW IHIS Nurse: Nursing Student and Instructor
Curriculum • Integrated Health Information System (IHIS) • 20 minutes

Request **Assign**

In this curriculum, you will complete four (4) sub-curricula:

- IHIS Nursing Student Basic and Essential Workflows
- IHIS Nursing Student Shift and Ongoing Documentation Workflows
- IHIS Nursing Student Care Plans, Patient Ed, and Spec. Workflows
- IHIS Nursing Student Admission and Discharge Workflows

Click **Request**

Curriculum

• IHIS Nursing Student Basic and Essential Workflows



Nursing Basics (IHIS Nurse)

In this 10-20 minute course, you will learn about IHIS basics, Chart Review, Results Review, Manage Orders and Flowsheets.



Nursing Essentials (IHIS Nurse)

In this 15-25 minute course, you will learn about patient demographics, advance directives, LDAs and the MAR.



Patient Lists (IHIS Inpatient Nurse)

In this 10-20 minute course, you will learn about Patient Lists, My Lists and Sign In.



Patient Information (IHIS Inpatient Nurse)

In this 5-15 minute course, you will learn about Summary Reports.

• IHIS Nursing Student Shift and Ongoing Documentation Workflows



Shift and Ongoing Documentation (IHIS Inpatient Nurse)

In this 10-20 minute course, you will learn about labs, shift documentation, vitals and MEWS and Ticket to Ride

• IHIS Nursing Student Care Plans, Patient Ed, and Spec. Workflows



Care Plans and Patient Education (IHIS Inpatient Nurse)

In this course, you will learn about documenting a note, BPAs, Care Plans, documenting outcomes, learning assessments and documenting education.



Special Workflows (IHIS Inpatient Nurse)

In this 10-20 minute course, you will learn about blood administration, restraints, cosigning documentation and override pulls.

• IHIS Nursing Student Admission and Discharge Workflows



Admission Workflow (IHIS Inpatient Nurse)

In this 25-35 minute course, you will learn about Admission orders and documentation, Home Meds, Immunizations, Patient Profile, Screenings, assessments, LDAs and PCS.



Discharge Workflows (IHIS Inpatient Nurse)

In this 5-15 minute course, you will learn about Discharge documentation and instructions, Charge Capture and COC, death and post mortem, and discharging a patient from the system.

Click **View Details** for the first curriculum. You must complete the curriculums in the order listed.

Click **Launch** for the first course of that curriculum. You must complete the courses in the order listed. At the end of each course, you will need to pass assessment questions in order to complete that course and make the next course available to begin. For Courses 2-5 you will have to re-launch the lessons taken previously under options.

4. FINISH YOUR ELEARNING.

You can complete your IHIS eLearnings over several sessions. To get back to your IHIS eLearnings, go to **buckeyelearn.osu.edu** and **log in**. Click **View Your Transcript** under the **Learning** tab. Your Active transcript will list training that you are enrolled in as well as training that you have completed. Click **Open Curriculum**.